

2021.22

# MEDIA GUIDE



# SEASON SCHEDULE

SEPTEMBER						
SUN	MON	TUE	WED	THU	FRI	SAT
		1	2	3	4	
5	6	7	8	9	10	11
12	13	14	15	16	17	18
19	20	21	22	23	24	25
26	27	28	29	30		
SEA 6:00PM	CGY 7:00PM					

OCTOBER						
SUN	MON	TUE	WED	THU	FRI	SAT
					1	2
3	4	5	6	7	8	9
WPG 4:00PM		SEA 7:00PM		EDM 6:00PM		EDM 6:00PM
10	11	12	13	14	15	16
			EDM 7:00PM		PHI 4:00PM	DET 4:00PM
17	18	19	20	21	22	23
		BUF 4:00PM		CHI 5:30PM		SEA 7:00PM
24	25	26	27	28	29	30
		MIN 7:00PM		PHI 7:00PM		EDM 7:00PM
31						

NOVEMBER						
SUN	MON	TUE	WED	THU	FRI	SAT
	1	2	3	4	5	6
		NYR 7:00PM			NSH 7:00PM	
7	8	9	10	11	12	13
DAL 7:00PM		ANA 7:00PM		COL 6:00PM		VGK 7:00PM
14	15	16	17	18	19	20
ANA 5:00PM			COL 6:00PM		WPG 7:00PM	
21	22	23	24	25	26	27
CHI 5:00PM			PIT 4:00PM		CBJ 4:00PM	
28	29	30				
BOS 4:00PM	MTL 4:30PM					

DECEMBER						
SUN	MON	TUE	WED	THU	FRI	SAT
		1	2	3	4	
		OTT 4:30PM			PIT 7:00PM	
5	6	7	8	9	10	11
	LAK 7:00PM		BOS 6:00PM		WPG 7:00PM	
12	13	14	15	16	17	18
CAR 7:00PM		CBJ 7:00PM		SJS 7:30PM		TOR 4:00PM
19	20	21	22	23	24	25
ARI 7:00PM		SJS 7:30PM		ANA 7:00PM		
26	27	28	29	30	31	
	SEA 7:00PM		ANA 7:30PM	LAK 7:30PM		

JANUARY						
SUN	MON	TUE	WED	THU	FRI	SAT
						1
						SEA 7:00PM
2	3	4	5	6	7	8
				NYI 7:00PM		OTT 7:00PM
9	10	11	12	13	14	15
			FLA 4:00PM		TBL 4:00PM	CAR 10:00AM
16	17	18	19	20	21	22
WSH 11:00AM			NSH 5:30PM		FLA 7:00PM	
23	24	25	26	27	28	29
STL 7:00PM		EDM 7:00PM		WPG 5:00PM		CGY 7:00PM
30	31					
	CHI 4:30PM					

FEBRUARY						
SUN	MON	TUE	WED	THU	FRI	SAT
		1	2	3	4	5
		NSH 5:00PM				
6	7	8	9	10	11	12
13	14	15	16	17	18	19
20	21	22	23	24	25	26
				CGY 7:00PM		
27	28	29				
	NYR 4:30PM	NJD 4:30PM				

MARCH						
SUN	MON	TUE	WED	THU	FRI	SAT
		1	2	3	4	5
				NYI 4:30PM		TOR 4:00PM
6	7	8	9	10	11	12
			MTL 7:30PM		WSH 7:00PM	
13	14	15	16	17	18	19
TBL 7:00PM		NJD 7:00PM		DET 7:00PM		CGY 7:00PM
20	21	22	23	24	25	26
BUF 7:00PM			COL 8:30PM	MIN 5:00PM		DAL 4:00PM
27	28	29	30	31		
	STL 4:30PM		STL 7:00PM			

APRIL						
SUN	MON	TUE	WED	THU	FRI	SAT
						1
						2
3	4	5	6	7	8	9
VGK 4:00PM			VGK 7:00PM	ARI 7:00PM		SJS 7:00PM
10	11	12	13	14	15	16
		VGK 7:00PM		ARI 7:00PM		
17	18	19	20	21	22	23
	DAL 6:00PM			MIN 5:00PM		CGY 7:00PM
24	25	26	27	28	29	30
	SEA 7:00PM		LAK 7:30PM	EDM 5:00PM		

SCHEDULE SUBJECT TO CHANGE. ALL GAME TIMES ARE PT.

2022 NHL ALL-STAR WEEKEND (LAS VEGAS, NV)

FRI. FEB. 4 - SAT. FEB. 5, 2022

2022 WINTER OLYMPIC BREAK

MON. FEB. 7 - TUE. FEB. 22, 2022

HOME AWAY



ONLINE

50+50

canucks.com/online5050





# TABLE OF CONTENTS

2	Ticket Information	247	General Managers/Canucks Captains
4	Rogers Arena	248	Regular Season Record in Overtime Games
7	Francesco, Roberto and Paolo Aquilini	252	Regular Season Record in Shootout Games
8	Canucks Sports & Entertainment Executive	254	All-Time Scoring
<b>10</b>	<b>CANUCKS</b>	258	All-Time Player Records
11	Jim Benning	261	All-Time Penalty Shots
12	Hockey Operations & Player Development	263	Canucks Shutouts
13	Coaching Staff	264	Canucks/Opponent Shutouts
17	Training Staff	267	Hat Tricks
18	Human Performance/Medical Staff	270	All-Time Team Records
19	Player Scouting	272	All-Time Individual Season Records
21	Canucks in the Community	<b>273</b>	<b>PLAYOFFS</b>
<b>24</b>	<b>PLAYERS</b>	274	All-Time Opponents
75	Upcoming Milestones	275	All-Time Results
76	Abbotsford Canucks	278	All-Time Shutouts
<b>79</b>	<b>IN THE SYSTEM</b>	279	All-Time Scoring
94	Canucks Birthdays	281	All-Time Records
<b>95</b>	<b>2020.21 REVIEW</b>	<b>283</b>	<b>NATIONAL HOCKEY LEAGUE</b>
96	2020.21 Final Scoring	284	NHL Directory
97	2020.21 Season Summary	286	Team Directory
98	2020.21 Schedule and Results	287	2020.21 NHL Officials
<b>99</b>	<b>OPPONENTS</b>	288	2020.21 NHL Standings/NHL Leaders
<b>131</b>	<b>HISTORY</b>	289	2020.21 NHL Awards
<b>193</b>	<b>ALL-TIME</b>	290	2021.22 NHL Critical Dates
194	All-Time Roster	292	How to Figure
198	All-Time Uniform Numbers	<b>293</b>	<b>MEDIA</b>
201	All-Time Draft Selections	294	2021.22 Media Services
205	All-Time Trades	295	Media Relations
212	On This Day in Canucks History	296	Canucks Broadcasters
237	Canucks Awards	298	The Botchford Project
238	NHL All-Stars		
239	NHL Awards		
240	Regular Season Monthly Records		
241	Season Openers/Home Openers		
242	Road Openers/Season by Season		
244	Attendance Records		
245	Coaching Records		

## COPYRIGHT 2020.21 VANCOUVER CANUCKS

The information contained in this publication was compiled by the Vancouver Canucks and is provided as a courtesy to our fans and the media and may be used only for personal or editorial purposes. Any commercial use of this information is prohibited without the prior written consent of the Vancouver Canucks.

# TICKET INFORMATION

## LOWER BOWL



## MEMBERSHIP PRICING

LOWER BOWL	PACKAGE PRICE	PRICE PER GAME AVG	LOWER BOWL	PACKAGE PRICE	PRICE PER GAME AVG
CLUB Row 1	\$10,104.00	\$229.64	LB2 Defensive Perimeter	\$5,756.00	\$130.82
CLUB Centre	\$8,992.00	\$204.36	LB2 Defensive Row 1	\$5,430.00	\$123.41
CLUB Perimeter	\$8,478.00	\$192.68	LB2 Defensive WC100	\$5,430.00	\$123.41
LB1 Row 1	\$7,984.00	\$181.45	LB2 Defensive Low Ends / High Corners	\$5,220.00	\$118.64
LB1 Centre	\$7,339.00	\$166.80	LB2 Defensive High Ends / Low Corners	\$4,594.00	\$104.41
LB1 Perimeter	\$6,987.00	\$158.80	LB2 Defensive High Endzone	\$3,935.00	\$89.43
LB2 Offensive Perimeter	\$5,756.00	\$130.82	LB2 Defensive No Alcohol	\$3,368.00	\$76.55
LB2 Offensive Row 1	\$5,756.00	\$130.82	<b>PREMIUM</b>		
LB2 Offensive Low Ends / High Corners	\$5,430.00	\$123.41	CLUB 500	\$9,450.00	\$214.77
LB2 Offensive High Ends / Low Corners	\$5,220.00	\$118.64	THE SPORTSBAR (Row 1-2)	\$5,410.00	\$122.95
LB2 Offensive High Endzone	\$4,972.00	\$113.00	THE SPORTSBAR (Row 3)	\$7,654.00	\$173.95

## CANUCKS TICKETS

Rogers Arena has several pricing options available that provide Canucks fans affordable opportunities to experience a live game.

Single game tickets start as low as \$49\* for select games. Fans will see prices rise and fall on a regular basis in real-time. Like the travel and entertainment industries, fans who purchase their tickets early are more likely to get the best value and will enjoy greater overall availability, pricing and seat locations.

Season Ticket Members will continue to receive the best prices compared to buying an equal package on a single game basis. Full Season Members save up to 40% compared to the general public.

For more information on Canucks tickets or Season Ticket Memberships visit [Canucks.com/tickets](http://Canucks.com/tickets) or call 604.899.GOAL (4625) and press option 2.

\*Single game ticket prices subject to change. For most up-to-date pricing, visit [Canucks.com/tickets](http://Canucks.com/tickets).

## UPPER BOWL



## MEMBERSHIP PRICING

UPPER BOWL	PACKAGE PRICE	PRICE PER GAME AVG
UB Centre Row 1	\$5,605.00	\$127.39
UB Centre Band 2	\$4,400.00	\$100.00
UB Centre Band 3	\$4,200.00	\$95.45
UB Centre Band 4	\$3,387.00	\$72.43
UB Centre End Row 1	\$4,911.00	\$111.61
UB Centre End Band 2	\$3,937.00	\$89.48
UB Centre End Band 3	\$3,847.00	\$87.43
UB Centre End Band 4	\$2,900.00	\$65.91
UB Offensive Corner Band 2	\$3,394.00	\$72.59
UB Offensive Corner Band 3	\$2,579.00	\$58.61
UB Offensive Endzone Row 1	\$4,200.00	\$95.45
UB Offensive Endzone Band 2 / WC300	\$2,688.00	\$61.09
UB Offensive Endzone Band 3 / WC400	\$2,067.00	\$46.98

UPPER BOWL	PACKAGE PRICE	PRICE PER GAME AVG
UB Defensive Corner Row 1	\$4,726.00	\$107.41
UB Defensive Corner Band 2	\$3,394.00	\$72.59
UB Defensive Corner Band 3	\$2,475.00	\$56.25
UB Defensive Endzone Row 1	\$3,937.00	\$89.48
UB Defensive Endzone Band 2	\$2,579.00	\$58.61
UB Defensive Endzone Band 3	\$2,475.00	\$56.25
UB Defensive Endzone Band 4/WC400S	\$1,964.00	\$44.64

Prices include GST. For price categories not shown on the grid, please see your account statement.



## UNFORGETTABLE MOMENTS THAT UNITE US ALL

Whether it's an once in a life time opportunity, or a bond that spans a lifetime, Canucks Sports & Entertainment is focused on creating unique connections and experiences for fans and their favorite athletes and performers.

Consistently ranked by Billboard Magazine as one of the top venues in Canada, Rogers Arena is the home of unforgettable live experiences for guests. Rogers Arena is the venue of the National Hockey League's Vancouver Canucks and plays host to some of the largest musical acts in the world. It will also be home to the National Lacrosse League's Vancouver Warriors. In 2010, Rogers Arena was rebranded as Canada's Hockey Place during the 2010 Winter Olympics from February 13-18 and will be one of the main venues of the 2017.18 World Junior Championships. Former tenants also include the Vancouver Grizzlies of the NBA (1995-2001), Vancouver Ravens of the NLL (2001-2004) and Vancouver Voodoo of the RHI (1996).

Since opening on September 19, 1995 with a sold out show by Bryan Adams, Rogers Arena has welcomed more than 29 million visitors, playing host to over 150 sporting and entertainment events each year. Last year, over 11 million guests came through the doors over the course of the year. Through the support of passionate Canucks fans, Rogers Arena played host to 474 consecutive sell-out games over a span of 11 seasons from 2002 to 2014.

## UNIQUE MOMENTS ARE BUILT BY THE DETAILS

CSE has a philosophy of building meaningful relationships with their fans and place an important focus on hospitality. From the way each guest is greeted, to the presentation of food, décor in the building, game entertainment, all areas of service, products and entertainment are examined closely to provide a premium experience.

There are a range of seating options available for guests, that all offer great sightlines of games and events. For guests wanting to share an experience in a group setting or to network with like-minded individuals, CSE has created a number of world-class premium club areas for guests to enjoy. Some of these examples include Encore and two Loge areas. Private, executive suites are also available in addition to a variety of great seating options in the upper and lower bowl.

Innovation and local are what inspire the menus around Rogers Arena. From the concourse to suite and club areas, the cosmopolitan feel of the Vancouver food scene extends around the building. CSE also provides a number of options for specific needs, whether it is dietary restrictions or family friendly options.



## GROWING A COMMUNITY

CSE's charitable arm, the Canucks for Kids Fund, has contributed over \$64 million dollars to local charities that support children's health and wellness, education and grassroots hockey. Players, management, coaches and staff have also dedicated their time to support a number of initiatives, including hospital visits, hockey camps and Live 2 Give – an annual event where staff are given a paid work day to donate their time to a charity of their choice. CSE also celebrates its vibrant and diverse community, taking part in such events as the Pride Parade, the Viasakhi Festival and have also hosted Lunar New Year's themed games.

Based in one of the most environmentally progressive cities in North America, CSE seeks out ways to decrease their ecological footprint and make a positive impact on the environment. A founding member of the Green Sports Alliance, which originated in the Pacific Northwest and grew to over 230 sports teams from 20 different leagues, CSE has implemented a number of green initiatives. In 2013, Rogers Arena partnered with SHIFT Energy in order to bring an automated Energy Optimization System to the building. The system monitors the energy consumption of the building in real-time, adjusting aspects such as temperature and lighting accordingly to decrease energy cost by 20%. The building's emphasis on local products and support of sustainable farming, as well as the continued efforts of CSE to encourage a zero waste policy, contribute to their environmental successes.





## ROGERS ARENA AT A GLANCE

<b>ARENA OPENED</b>	September 19, 1995
<b>OWNER</b>	Canucks Sports & Entertainment
	Hockey: 18,870
	Basketball: 19,697
<b>CAPACITY</b>	Lacrosse: 10,439
	End Stage: 14,234
	Centre Stage: 18,378
<b>SUITES</b>	70 Executive Suites; 9 Rental Suites; 1 Alumni Suite; 25 Loge Suites (Capacity of 6 per)
<b>SUITE CAPACITY</b>	12-44 Seats
<b>CLUB SEATS</b>	2,200
<b>CLUBS</b>	Club 500, Konica Minolta Champions Club, Encore, Loge Club
<b>RESTAURANTS</b>	Captains Room, The Sportsbar Live! at Rogers Arena Offsite: Canucks Bar & Grill at Vancouver International Airport (YVR)
<b>PARKING</b>	Over 520 spaces
<b>FOOD SERVICE</b>	Canucks Sports & Entertainment
<b>CONCESSION LOCATIONS</b>	36 permanent and 27 portable
<b>MERCHANDISE</b>	Canucks Team Store, 12 Merchandise Kiosks



## AQUILINI GROUP

The Aquilini Group is a diversified family business founded more than 50 years ago by Luigi Aquilini. The group is now run by his three sons: Francesco, Roberto, and Paolo. The Vancouver-based organization owns and manages a global conglomerate portfolio that includes commercial, industrial and residential construction and developments as well as businesses in food and beverage, hospitality and entertainment, agribusiness, vineyards, and sustainable aquaculture and renewable energy.

Since gaining 100% ownership of the NHL Vancouver Canucks in 2005-06, the Aquilinis have invested significantly to upgrade Rogers Arena with a special focus on fan experience. Since 2007, over \$150 million has been spent on in-arena upgrades, including new suites and clubs, expanded concourse space, sound systems, and enhanced food-and-beverage options.

On ice, the team enjoyed sustained success, including six Northwest Division titles, two President's Trophies, and a Stanley Cup Final appearance in 2011. Canucks fans supported a consecutive sellout streak at Rogers Arena from 2002 to 2014, one of the longest in the history of professional sports.

In the community, the Aquilini Group created the Canucks Autism Network and support the Juvenile Diabetes Research Foundation, East End Boys Club, Canucks for Kids Fund, and many other worthwhile charities. Since the Aquilini Group first took ownership of the team in 2004, the Canucks for Kids Fund has raised nearly \$50 million to provide vital resources and life-saving care to families across British Columbia.



## **MICHAEL DOYLE** **PRESIDENT, CANUCKS SPORTS & ENTERTAINMENT, BUSINESS OPERATIONS**

---

Michael Doyle was named President, Canucks Sports & Entertainment (CSE), Business Operations on August 3, 2021, and reports directly to Francesco Aquilini to lead CSE's experienced Senior Leadership Team, which is responsible for all areas of the Sports and Entertainment business and the strategic and operational direction of the company. CSE now includes the Vancouver Canucks, Abbotsford Canucks, Vancouver Warriors, Vancouver Titans, Seattle Surge, Rogers Arena, and the Abbotsford Centre.

Michael Doyle brings 30 years' experience in the Sports and Entertainment industry. He has been a member of CSE's Senior Leadership Team for the past 10 years and an NHL Alternate Governor for the past three years. Most recently, Doyle led Aquilini Live Entertainment and Hospitality at both CSE and as President of Toptable Group, one of Canada's leading premium hospitality companies, which he will continue to oversee.

Doyle's career has centred around enhancing fan and customer experience. His background includes 10 years with Maple Leaf Sports and Entertainment and six years with the Walt Disney Company.

The North Vancouver native also has local hockey roots. As a goaltender, he played for the North Shore Winter Club, Merritt Centennials, and Victoria Cougars of the WHL. He lives on the North Shore with his wife and daughter.



## **TODD KOBUS** **CHIEF OPERATING OFFICER/CHIEF FINANCIAL OFFICER & ALTERNATE GOVERNOR, NHL**

---

Todd Kobus was named Chief Operating Officer, Canucks Sports & Entertainment, in September 2021. Kobus has been a member of CSE's Senior Leadership team for 14 years, most recently serving as Executive Vice President, Business Operations and Chief Financial Officer. He brings valuable experience from the Vancouver Organizing Committee for the 2010 Olympic and Paralympic Winter Games, and the NBA's Memphis and Vancouver Grizzlies where he played lead roles on their finance teams.

In his new role, Kobus continues to serve as Chief Financial Officer while also representing the club as an Alternate Governor.



**ED MCLAUGHLIN**  
Executive Vice President &  
General Manager, Rogers Arena



**CHRIS BRUMWELL**  
Vice President, Communications,  
Fan & Community Engagement



**BRAD PENNEFATHER**  
Vice President, Membership  
Sales & Business Intelligence



**ELLA CHAN**  
Vice President,  
Hospitality



**DANA CLARK**  
Vice President,  
People



**AARON WILSON**  
Vice President,  
Finance



**CHRIS BEARDSMORE**  
Vice President &  
General Counsel



**MOLLY RAY**  
Vice President,  
Live Entertainment

**CANUCKS**



JIM BENNING

## JIM BENNING

### GENERAL MANAGER

**Born:** April 29, 1963

**Birthplace:** Edmonton, AB

**Residence:** Vancouver, BC

Jim Benning enters his eighth season as General Manager. He became the 11th general manager in Canucks history with his appointment May 21, 2014.

Since joining Vancouver, Benning has led a rebuild of the club's hockey operation, acquiring a young core of talent through trades, free agency and drafts. Last season Benning's team took an important step, qualifying for the playoffs with a 3-1 play-in series win vs Minnesota, then upset the Stanley Cup Champion St. Louis Blues in six games. The team came within seven minutes of the Western Conference Final, losing late in the seventh game to the Vegas Golden Knights.

Benning joined the Canucks after serving in the capacity of Boston Bruins Assistant General Manager for seven seasons which culminated in a Stanley Cup Championship in 2011. In that role he was an advisor to General Manager Peter Chiarelli on all matters pertaining to player evaluation, trades and free agent signings, in addition to assisting the General Manager in overseeing all individuals in their specific duties for the Bruins. Benning initially joined the Bruins as Director of Player Personnel in 2006.

The Edmonton, Alberta native also previously held a 12-year tenure with the Buffalo Sabres. For eight of those seasons, Benning served as the team's Director of Amateur Scouting. In that position, he oversaw the club's scouting staff and led the team at the annual NHL Entry Draft, in addition to scouting prospects at the high school, college and junior hockey levels as well as in Europe.

A former defenceman, he was drafted by the Toronto Maple Leafs, sixth overall, in the 1981 NHL Entry Draft following a record setting season with the WHL Portland Winter Hawks. He set WHL records for most consecutive games with an assist (30 games; 53 assists) and point (45 games; 95 points) as well as most assists (111) and points (139) by a defenceman. Following his WHL career, Benning played nine seasons in the NHL with the Maple Leafs and Vancouver Canucks. He played one season in Italy before retiring as a player in 1992 and attended college for one year before joining the Anaheim organization as an amateur scout in 1993/94.

Jim and his family reside in Portland, OR, during the offseason.

# HOCKEY OPERATIONS & PLAYER DEVELOPMENT



**JOHN WEISBROD**  
Assistant General Manager



**CHRIS GEAR**  
Assistant General Manager,  
Chief Legal Officer



**STAN SMYL**  
Senior Advisor, Canucks Hockey  
& Business Operations



**HENRIK SEDIN**  
Senior Advisor To The General Manager



**DANIEL SEDIN**  
Senior Advisor To The General Manager



**DOUG JARVIS**  
Senior Advisor



**JONATHAN WALL**  
Senior Director, Hockey Operations  
and Analytics



**RYAN JOHNSON**  
Sr. Director, Player Development &  
Abbotsford Canucks General Manager



**CHRIS HIGGINS**  
Assistant Director of Player  
Development

CANUCKS

PLAYERS

IN THE SYSTEM

2020-21 REVIEW

OPPONENTS

HISTORY

ALL-TIME RECORDS

PLAYOFFS

NHL

MEDIA SERVICES



TRAVIS GREEN

## TRAVIS GREEN HEAD COACH

**Born:** December 20, 1970

**Birthplace:** Castlegar, BC

**Residence:** Vancouver, BC

**Family:** Wife, Sheree; Daughter, Jordyn; Sons, Blake and Brody

Travis Green was named the 19th Head Coach of the Vancouver Canucks on April 26, 2017 and enters his fourth season behind the bench. Over three seasons, Green has guided the club to a 102-103-28 record emphasizing a fast, aggressive team game with a young player core including: Quinn Hughes, Elias Pettersson, Brock Boeser and Bo Horvat.

In the 2019-20 NHL season, Green coached Vancouver to a 36-27-6 regular season record in 69 games and a playoff wild card position. Seeded versus the Minnesota Wild in the Playoff Qualifying Round, the club won the series 3-1 to face first round opponent and the defending Stanley Cup Champion, St. Louis Blues. The Canucks bested St. Louis in a six-game series and advanced to the second round versus the Vegas Golden Knights. Vegas won the best-of-seven series after Vancouver pushed back in the 3-1 series to force Game 7.

In his second season behind an AHL bench in 2014-15, Green led the team to a 47-20-7-2 record en route to its first North Division championship in franchise history. The Comets finished the regular season with the second highest win (47) and point (103) totals in the AHL. Green went on to lead Utica all the way to the 2015 Calder Cup Final, where they fell four games to one to the Manchester Monarchs. The following season, the Comets posted a 38-26-8-4 record and advanced to the AHL Semifinals for the second straight year.

Prior to joining the Comets, Green began his coaching career in the Western Hockey League (WHL) as an Associate Coach with the Portland Winterhawks in 2009. He took over as Interim Head Coach of the Winterhawks in November 2012, following the suspension of Head Coach and General Manager, Mike Johnston. Under Green's tutelage the Winterhawks compiled a 37-8-0-2 record (0.809%), en route to a WHL Championship title and a Memorial Cup Final berth. The Green-led Winterhawks went on to lose to the Halifax Mooseheads in the Memorial Cup Finals. Over five seasons with the Winterhawks, Green amassed a record of 219-123-9-9.

Prior to coaching, Green played 14 seasons in the National Hockey League and a final professional season with EV Zug in Switzerland. He recorded 455 career points (193-262-455) and 764 penalty minutes in 970 career games with the New York Islanders, Mighty Ducks of Anaheim, Phoenix Coyotes, Toronto Maple Leafs and Boston Bruins. His team made the playoffs in seven of the 14 seasons, in which Green scored 21 points (10-11-21) and added 60 penalty minutes in 56 career playoff games. Green was originally selected by the New York Islanders in the second round, 23rd overall in the 1989 NHL Entry Draft. On the international stage, Green represented Team Canada at the 2007 Spengler Cup, winning the tournament.

Green's best season came during the 1995-96 season with the New York Islanders. That season he notched career-highs in goals scored (25), assists (45), total points (70), and power play goals (14) in 69 games played.

### TRAVIS GREEN'S HEAD COACHING CAREER

SEASON	TEAM	LEAGUE	GC	W	L	OTL	SOL	PCT
2012.13	Portland	WHL	47	37	8	2	0	.770
2013.14	Utica	AHL	76	35	32	5	4	.520
2014.15	Utica	AHL	76	47	20	7	2	.678
2015.16	Utica	AHL	76	38	26	8	4	.579
2016.17	Utica	AHL	76	35	32	7	2	.520
<b>2017.18</b>	<b>Vancouver</b>	<b>NHL</b>	<b>82</b>	<b>31</b>	<b>40</b>	<b>6</b>	<b>5</b>	<b>.445</b>
<b>2018.19</b>	<b>Vancouver</b>	<b>NHL</b>	<b>82</b>	<b>35</b>	<b>36</b>	<b>5</b>	<b>6</b>	<b>.494</b>
<b>2019.20</b>	<b>Vancouver</b>	<b>NHL</b>	<b>69</b>	<b>36</b>	<b>27</b>	<b>3</b>	<b>3</b>	<b>.565</b>
<b>2020.21</b>	<b>Vancouver</b>	<b>NHL</b>	<b>56</b>	<b>23</b>	<b>29</b>	<b>3</b>	<b>1</b>	<b>.446</b>



## NOLAN BAUMGARTNER

### ASSISTANT COACH

**Born:** March 23, 1976

**Birthplace:** Calgary, AB

**Residence:** Vancouver, BC

Nolan Baumgartner enters his fifth year in an NHL coaching position as the Assistant Coach of the Vancouver Canucks. Previously, Baumgartner served as Assistant Coach of the Utica Comets under current Canucks Head Coach Travis Green for four seasons, as well as one season as Assistant Coach of the Chicago Wolves, the Canucks' previous AHL affiliate. During the Utica Comets 2014-15 campaign, Baumgartner played an integral role in helping the team reach the Calder Cup Final for the first time in team history.

Prior to being named Assistant Coach of the Wolves to start the 2012-13 season, Baumgartner completed a 17-year professional playing career where he played a combined 1,021 career regular season games (143 NHL, 878 AHL) and served in leadership roles as Captain of the Norfolk Admirals, the Manitoba Moose and the Chicago Wolves.

In 143 career regular season NHL games, Baumgartner recorded 47 points (7-40-47) and 69 penalty minutes with Washington, Chicago, Vancouver, Pittsburgh, Philadelphia, and Dallas. The Calgary, AB native played 878 regular season AHL games, earning 390 points (83-307-390) and 815 penalty minutes. He also accumulated 29 points (4-25-29) and 85 penalty minutes in 86 career Calder Cup playoff outings, including an appearance in the 2009 Calder Cup Final as Assistant Captain of the Manitoba Moose. Baumgartner ranks among the Top 20 players of all time for games played in the American Hockey League. Baumgartner was named to the AHL All-Star game three times; 2005, 2007 and in 2010, where he served as Captain of the Canadian All-Stars.

Baumgartner also represented Team Canada twice in the World Junior Championships (1995 & 1996), Captaining the team in 1996 and capturing Gold both years. Baumgartner was also a member of the Memorial Cup Championship Kamloops Blazers in both 1994 and 1995.

Baumgartner was selected 10th overall by the Washington Capitals in the 1994 NHL Entry Draft.



NOLAN BAUMGARTNER

## JASON KING

### ASSISTANT COACH

**Born:** September 14, 1981

**Birthplace:** Corner Brook, NL

**Residence:** Vancouver, BC

Jason King enters his second season as Assistant Coach of the Vancouver Canucks, after being promoted to the position on December 23, 2020. Previously, he served four seasons as Assistant Coach of Vancouver's AHL affiliate, the Utica Comets.

Prior to his coaching career, King enjoyed an 11-year professional playing career including 59 NHL games, 335 AHL games and 140 DEL games. In 55 career games over parts of two seasons with Vancouver from 2003-2004, King regularly featured on a forward line with Henrik and Daniel Sedin, recording all 23 of his NHL points (12-9-21) in a Canucks uniform. He also earned Rookie of the Month honours scoring 11 points (8-3-11) during the month of November in 2003.

The Corner Brook, Newfoundland native completed his playing career with the St. John's IceCaps of the AHL before moving to an Assistant Coaching role with the club highlighted by a Calder Cup Final and AHL Eastern Conference record 99 points in 2014, his first season behind the bench. In 2015-16 he was named Director of Hockey Operations, before joining the Travis Green-led Utica Comets in 2016-17.

During his four seasons with Utica, King helped the team to a cumulative record of 141-114-24-10, reaching the Calder Cup Playoffs in his second season behind the bench. In 2019-20, King helped guide the Comets to a 34-22-3-2 record, which ranked third in the North Division when the season game to a premature halt due to COVID-19.

King was originally selected in the seventh round, 212th overall by the Vancouver Canucks in the 2001 NHL Entry Draft.



JASON KING



**BRAD SHAW**

## BRAD SHAW

### ASSISTANT COACH

**Born:** April 28, 1964  
**Birthplace:** Cambridge, ON  
**Residence:** Vancouver, BC

Brad Shaw begins his first season as an Assistant Coach of the Vancouver Canucks, after being named to the position on June 9, 2021. Before joining the Canucks organization, Shaw spent the previous five seasons under the same title with the Columbus Blue Jackets. In Columbus, he was primarily in charge of the Blue Jackets defence, helping the team to a cumulative 193-133-46 record. Columbus made the playoffs in each of Shaw's first four seasons, including a first round upset against the Presidents' Trophy-winning Tampa Bay Lightning in 2019-20, when the Blue Jackets allowed only eight goals in a four-game sweep.

Shaw previously served as an Assistant and Associate Coach of the St. Louis Blues from 2006 to 2016, and before that served as an Assistant and Interim Head Coach of the New York Islanders during the 2005-06 season. He made his NHL coaching debut as an Assistant Coach with the Tampa Bay Lightning in 1999-00 before splitting the next five seasons

between the IHL and AHL as both a Head Coach and Assistant Coach.

Prior to beginning his coaching career, Shaw played 377 career regular season NHL games over parts of 11 seasons with the Hartford Whalers, Ottawa Senators, Washington Capitals, and St. Louis Blues, recording 159 points (22-137-159) and 208 penalty minutes. He also appeared in 23 career NHL playoff games, tallying 12 points (4-8-12) and six penalty minutes in 23 games.

Shaw also spent parts of four seasons in the AHL, recording 166 points (32-134-166) in 238 games, in addition to parts of six seasons in the IHL, totalling 230 points (29-201-230) in 333 games. He also represented Team Canada at the 1983 (bronze) and 1984 IIHF World Junior Championships and was a member of the Canadian men's national team during 1988-89.

A native of Cambridge, Ontario, Shaw was originally selected in the fifth round, 86th overall by the Detroit Red Wings in the 1982 NHL Entry Draft.



**KYLE GUSTAFSON**

## KYLE GUSTAFSON

### ASSISTANT/SPECIAL ASSIGNMENT COACH

**Born:** February 5, 1981  
**Birthplace:** Portland, OR  
**Residence:** Vancouver, BC

Kyle Gustafson enters his first season as Assistant/Special Assignment Coach for the Vancouver Canucks, after being named to the role on June 9, 2021. Prior to joining the Canucks, Gustafson spent the last 18 seasons with the Portland Winterhawks of the WHL.

Gustafson joined the Winterhawks organization in 2003-04 as an Assistant Coach, after spending one season as the Head Coach of the NPHL's Eugene Thunder. He remained in his role as Assistant Coach of the Winterhawks for 14 seasons before being promoted to Associate Coach in 2017-18. The following season, he also assumed the responsibilities of Assistant General Manager, serving in that capacity until his departure in 2021.

In his 18 seasons with Portland, the Winterhawks amassed a record of 661-479-11-84, with the club making the playoffs 13 times out of a possible 16 (the 2019-20 and 2020-21 playoffs were cancelled due to COVID-19). During that stretch, the Winterhawks reached the WHL Finals in four consecutive seasons from 2011-2014, capturing the Ed Chynoweth Cup in 2013, before bowing out in the Memorial Cup Final. Gustafson also served alongside current Canucks Head Coach Travis Green with the Winterhawks from 2009-2013.

Prior to beginning his coaching career, Gustafson played one season of junior hockey with the Eugene Thunder of the NPHL (Northern Pacific Hockey League) in 2001-02, registering 65 points (20-45-65) in 42 games.

## IAN CLARK

### GOALTENDING COACH

**Born:** March 23, 1976  
**Birthplace:** Calgary, AB  
**Residence:** Vancouver, BC

Ian Clark is entering his 12th non-consecutive season as Goaltending Coach after being named to the position on July 2, 2018. Clark previously served as Goaltending Coach and Consultant of the Canucks for eight years and seven seasons from 2002-2010, focusing primarily on the team's NHL goalies but working additionally with goaltenders throughout the organization. Under Clark's leadership, the Canucks qualified for the playoffs five times, including a 2006-07 season that saw Roberto Luongo record 47 wins and receive nominations for the Vezina and Hart Trophies in his introductory season with the team.

Clark rejoined the Canucks in 2018 from the Columbus Jackets, where he served as Goaltending coach since the 2011-12 season. In his time with the Blue Jackets, Clark's assistance led starting goalie Sergei Bobrovsky to two Vezina Trophy wins (2013, 2017) and a Hart Trophy nomination (2017).

More recently, Clark worked with emerging star goaltender Thatcher Demko, and with former Canucks goaltender Jacob Markstrom in 2018-19 and 2019-20, helping Markstrom earn back-to-back Cyclone Taylor Trophies as the Canucks' MVP.

In addition to his seven years with the Blue Jackets organization, Clark was also a member of Team Canada's coaching staff at the World Junior Championships from 2003-06, winning silver medals in 2003 and 2004 and capturing gold in 2005 and 2006. He also served as the goaltending consultant for the Florida Panthers (2001-02) and Sweden's MODO Hockey (2010-11).

Recognized as a leading educator of the goaltending position, Clark's knowledge and innovative approach have attracted high-performance goaltenders at the NHL, international, minor pro, major junior and NCAA levels. Clark was the founder of the Goaltender Development Institute and served as technical author of *From the Crease — The Self Development Guide to Hockey Goaltending* from 1998-2003 and *The Goalie News* from 2003-08.



IAN CLARK

## DARRYL SEWARD

### VIDEO COACH

**Born:** January 3, 1973  
**Birthplace:** St. John's, NL  
**Residence:** Vancouver, BC

Darryl Seward begins his fifth year with the Canucks organization after being named Video Coach on July 6, 2017.

Seward joined the Canucks from the AHL Cleveland Monsters where he served as Assistant Coach for two seasons, helping the team to the 2016 Calder Cup. Prior to joining the Monsters, Seward had stints as Video Coach with the Springfield Falcons (2014-15) and Syracuse Crunch (2012-13).


Prior to his professional career, Seward served as Assistant Video Coach for the QMJHL Moncton Wildcats from 2008 to 2012, where he helped the club capture the 2010 President's Cup.

On the international stage, the Lewisporte, Newfoundland, native served on the coaching staff of Team Canada during the 2012 Ivan Hlinka Memorial, helping the team win gold.



DARRYL SEWARD

# TRAINING STAFF



CANUCKS

PLAYERS

IN THE SYSTEM

2020-21 REVIEW

OPPONENTS

HISTORY




ALL-TIME RECORDS

PLAYOFFS

NHL

MEDIA SERVICES

# HUMAN PERFORMANCE/MEDICAL STAFF



CANUCKS

PLAYERS

IN THE SYSTEM

2020-21 REVIEW

OPPONENTS

HISTORY

ALL-TIME RECORDS

PLAYOFFS

NHL

MEDIA SERVICES

# PLAYER SCOUTING



**TODD HARVEY**  
Director, Amateur Scouting



**BRETT HENNING**  
Director, Professional Scouting



**RON DELORME**  
Chief Amateur Scout



**THOMAS GRADIN**  
Associate Chief Amateur Scout



**BRIAN CHAPMAN**  
Professional Scout



**LOU CRAWFORD**  
Professional Scout





**NEIL KOMADOSKI**  
Professional Scout



**LARS LINDGREN**  
Professional Scout

## AMATEUR SCOUTS



# CANUCKS IN THE COMMUNITY

## CANUCKS IN THE COMMUNITY

The Canucks for Kids Fund (CFKF) has spent 36 years in the service of children and families. They are dedicated to three central pillars of giving, including (1) improving children's health and wellness, (2) the development of grassroots hockey and (3) supporting education in British Columbia.

Thanks to the generosity of fans, donors, players, employees and sponsor partners, the Canucks for Kids Fund (CFKF) is celebrating a record year, having raised and granted more than **\$71 million during the 2019/20 season** – the most ever in the Fund's history. This equates to \$76 million raise and granted since inception.

With this year's record fundraising total, the CFKF has now granted more than \$76 million to BC charities supporting kids and families since inception 36 years ago. The CFKF fundraises annually through several successful events including: the Jake Milford Canucks Invitational Golf Tournament, the Sports Celebrities Festival (in partnership with Special Olympics BC), the Dice & Ice Gala, the CFKF Telethon and of course the highly successful CFKF 50/50 program.

The core beneficiaries—Canucks Autism Network, Canuck Place Children's Hospice and BC Children's Hospital Foundation – provide vital resources and life-saving care to families across British Columbia. Additional grant recipients include the Canucks Centre for BC Hockey, Canucks Family Education Centre, Fin's Friends Character Education Program, Power PLAY Program, Boys & Girls Club of South Coast BC, Britannia Hockey Academy, Family Services of Greater Vancouver, Greater Vancouver Foodbank, PALS Autism Society, KidSafe Project Society, Sarah McLachlan School of Music, East End Boys Club, WCA Metro Vancouver, and Mackie's Place.

In response to the COVID-19 crisis, an emergency response fund was set up to grant to non-traditional CFKF beneficiaries, such as Senior Services of BC, Safe Care BC and the Greater Vancouver Foodbank. More than \$12 million has been granted since March 2020 specifically supporting COVID-19 relief efforts across the province.

**Board of Directors:** Paolo Aquilini, President; Trent Carroll; Jyrki Lumme; Pamela Keith; Dr. Paula Gordon; Holly Horvat; Chris Brumwell; Alex Oxenham, Executive Director.

## SIGNATURE EVENTS



**Jake Milford Charity Invitational:** This full team golf tournament kicks off each season with players, coaches, management and alumni teeing off alongside guests on the beautiful double-courses at Northview Golf Club. Benefiting the Canucks for Kids Fund and Vancouver Canucks Alumni Foundation, "The Jake" has been a strong team tradition for 37 years.



**Dice & Ice:** Dice & Ice is one Vancouver's most popular philanthropic events of the year for the social and corporate communities. As the Canucks annual signature gala, 800 guests brush shoulders with the entire Canucks roster, coaches and management as they raise important funds for the Canucks for Kids Fund. The event features a funny-money casino, silent and live auctions, a gourmet meal and live entertainment.



**Sports Celebrities Festival:** For 22 years the annual Sports Celebrities Festival has been raising important funds for both Special Olympics BC and the Canucks for Kids Fund. It is a magical gala evening saluting the power of the human spirit. Canucks players, alumni and management share an evening with 600 of Vancouver's business elite and each table's guest of honour is a Special Olympics BC athlete.



**Canucks for Kids Fund Telethon:** The annual Canucks for Kids Fund Telethon is broadcast annually around a Canucks home game and has raised more than \$7 million since it began in 1990. Hundreds of volunteers, including players' and coaches' wives and girlfriends, play a key role by answering phones and taking pledges.



**Super Skills:** Hosted at Rogers Arena, the entire Vancouver Canucks roster takes part in a fun team competition, going head-to-head in events such as Hardest Shot, Fastest Skater, Pass & Score, Shooting Accuracy, Puck Control Relay, and Breakaway Relay. This fun, family-focused day raises fund for the Canucks for Kids Fund and NHLPA Goals & Dreams Fund for KidSport BC. Minor Hockey teams across BC are also presented with the opportunity to receive discounted tickets for fundraising purposes.



**Canucks for Kids Fund 50/50:** The Canucks for Kids Fund 50/50 Program is an envy of many NHL teams as well as professional sports teams across the globe. The highly reputable and extremely successful 50/50 program operates at more than 55 events at Rogers Arena each year including during every Vancouver Canucks home game, every Vancouver Warriors professional lacrosse home game as well as select concerts and special events. 2020/21 was a record-breaking year, with an incredible \$9.9 million in total 50/50 jackpots. The largest jackpot of the season was a "super jackpot" on November 2, 2020, supporting the Canucks Autism Network COVID Relief Raffle, that saw a jackpot of \$1,121,400.

## CHILDREN'S HEALTH & WELLNESS



**Core Beneficiary: The Canucks Autism Network (CAN)** launched in 2009 and enhances the quality of life for families living with autism. Their mission is to provide year-round, innovative and high-quality sports, recreational, social and vocational programs for these individuals and families.



**Core Beneficiary: Canuck Place Children's Hospice** opened in 1995 as the first pediatric palliative care hospice in North America, providing extensive medical care and comprehensive support for children with life-limiting illnesses and their families.





Core Beneficiary: **BC Children's Hospital (BCCH)** is the province's only full-service, pediatric acute care hospital, which serves more than 96,000 seriously ill or injured children every year.



**Hockey Talks:** The Vancouver Canucks and CFKF launched Hockey Talks in 2012 in response to the sudden passing of Canucks player Rick Rypien. The campaign raises awareness and funds, featuring game-night activations and a social media campaign designed to encourage a conversation about mental health and to alleviate the stigma associated with mental illness. The Hockey Talks program has significantly expanded under the Vancouver Canucks leadership, with several NHL clubs now participating including all NHL teams in Canada.

## GRASSROOTS HOCKEY



**Canucks Centre for BC Hockey:** Supported by the Canucks for Kids Fund and in partnership with BC Hockey and Hockey Canada, the Canucks Centre for BC Hockey is a direct link to over 60,000 minor hockey players throughout BC. The Centre is committed to creating opportunities for grassroots hockey players of all ages, levels and backgrounds by assisting in the development and recognition of female hockey, minor hockey initiation, and the skill improvement of both players and coaches. Each year, the Centre programs provide minor hockey players, coaches, and parents the opportunity to visit Rogers Arena and benefit from interaction with the Canucks players, coaching staff and administrators.



**Every Kid's Dream:** Each home game during the 2019/20 NHL season, the Canucks Centre for BC Hockey, in partnership with BC Hockey, hosted one lucky BC minor hockey player between the ages of 8 to 13 who led their Vancouver Canucks heroes onto the ice pre-game and stood with their NHL heroes for the national anthems.

**Mini Minor Hockey:** The Mini Minor Hockey program provides an exciting opportunity for registered initiation/notice, atom and peewee hockey teams within BC to play at Rogers Arena during the intermission of select home games. Last season, over 800 minor hockey players, coaches and their families will enjoy the opportunity to visit Rogers Arena and shine on the ice.



**Canucks Female Jamboree:** In a support of the growth of female hockey in BC, the Canucks and BC Hockey host the annual Canucks Female Jamboree. The weekend-long tournament provides an opportunity for over 200 female minor hockey players of all skill levels, between the ages of 7 to 11, to play with their peers from around the province in a fun and non-competitive environment. More than 2,500 girls have participated in this Female Jamboree since the event's inception almost 20 years ago.



**Minor Hockey Week in BC:** In celebration of Minor Hockey Week in BC, 10 lucky minor hockey boys and girls are selected by the Canucks Centre for BC Hockey and BC Hockey to accompany the Vancouver Canucks starting line-up for the opening warm-up skate and anthem.

**Minor Hockey Weekend:** The Vancouver Canucks' Minor Hockey Weekend is a unique experience that allows more than 20 registered BC minor hockey teams the opportunity to play a full three-period game on the Rogers Arena ice in front of their friends and families. All games are streamed live while teams receive the full media treatment with post-game interviews and press conferences.



**Canucks First Shift:** This initiative in partnership with the NHL and NHLPA supports first-year minor hockey players between the ages of 4 and 8 by providing them with a free set of brand new CCM hockey gear alleviating the financial strain of entering the game for the first time. Additionally, the kids receive six on-ice sessions with BC Hockey instructors and local NHL alumni.

## JUNIOR GOLF WEEK

**Jr. Golf Week:** The PGA of British Columbia in partnership with the Vancouver Canucks and BC Hockey have come together to share the importance of young athletes learning motor skills through participation in various sports. Jr. Golf Week takes place every July all over the province and is a fun way for individuals between the ages of 5 and 18 to attend golf camp and to learn the game of golf from a certified PGA of British Columbia instructed golf camp.



**The Pavel Bure Award:** The Pavel Bure Award rewards young BC hockey players who display leadership, integrity, courage, passion and sportsmanship both on and off the ice.



**Silver Skate Awards:** The Vancouver Canucks and the Canucks Centre for BC Hockey, along with BC Hockey, are proud to work in partnership on the Annual Silver Skate Awards. The Silver Skate Award is presented to BC Hockey minor hockey teams who have displayed team work, perseverance and hard work throughout the minor hockey season.

## EDUCATION



**Canucks Family Education Centre (CFEC):** The Canucks for Kids Fund has committed more than \$3 million to family literacy programs over the last 20 years supporting the operation of the Canucks Family Education Centre. The mandate of CFEC is to positively impact low literacy levels by providing a coordinated, comprehensive, integrated services approach to family literacy and lifelong learning. CFEC delivers a variety of literacy classes to children and their parents as well as child-minding, transportation and hot meals all at no charge to its more than 600 learners each year.



**Fin's Friends:** Supported by the Canucks for Kids Fund, Fin's Friends is a free education initiative that currently reaches more than 3,500 classrooms in all the BC school districts serving more than 120,000 students around the province. This primary school program teaches the basic elements of character education and social responsibility. Teachers are provided with a comprehensive kit which includes curriculum, a variety of children's books, Fin puppet and much more.

## FUTUREGOALS HOCKEY SCHOLAR

**Future Goals - Hockey Scholar:** Future Goals is a unique science, technology, engineering, and math resource for students around the province. This online program leverages the exciting game of hockey as a learning vehicle to ignite student interest in these critical topics and is available to all Elementary and Middle Schools throughout British Columbia at no cost.

### Scholarships:

- Trevor Linden Community Spirit Scholarship - Recognizes four student leaders in the province of British Columbia entering their first year of post-secondary education who have excelled in the area of community service, leadership, initiating community development and affecting positive change. Four of these scholarships, valued at \$2,500 each, are awarded annually. Provided by the Canucks for Kids Fund.
- BCHL Scholarship Program (\$1500x9) enables as many as 9 young hockey players from the BCHL to attend post-secondary institutions each year.
- PCAHA Scholarship (\$1000x5)
- BC Hockey Scholarship (\$1000x5)
- Pat Quinn Classic Scholarship (\$1000x3)
- Rick Blight Leadership in Action Scholarship for Athletes (\$1000x5)
- Jamie Bourbonnais Scholarship (\$1500)

## ADDITIONAL FAN & COMMUNITY ENGAGEMENT

**Donations in Kind:** The Donations in Kind Program supports fundraising events throughout British Columbia by donating player autographed merchandise and memorabilia. The program donates to over 400 fundraising events each season in support of children's health and wellness, education, and grassroots hockey.

**Tickets for Kids:** With the support and generosity of Canucks Season Ticket Members and sponsor partners, the Canucks Tickets for Kids program provides complimentary tickets to select children's charities.

**Community Corner:** Each season, charities are invited to set up a table on the concourse at Rogers Arena and share information about their programs and services with Canucks fans.

**Community Ticket Program:** Canucks Sports and Entertainment will donate a portion of unsold tickets to community organizations and charities giving kids, families and community groups the opportunity to attend a Canucks game when they otherwise would not be able to.

**Live 2 Give Day:** Just as Canucks players have the opportunity to give their time to a number of charities throughout the season, Live 2 Give Day provides Canucks office staff with the same meaningful experience by enabling them to share their skills and knowledge with Lower Mainland charities. Canucks Sports & Entertainment closes its office for a full day so all staff can volunteer their time a local charity of their choosing. More than 8,000 man hours have been donated since Live 2 Give launched 34 years ago.

## CANUCKS ALUMNI



Over the last six decades the Vancouver Canucks Alumni Association, one of the most active and largest groups within the NHL Alumni Association, have helped raise millions of dollars for British Columbia charities and organizations on and off the ice. They have built and nurtured ongoing relationships with organizations such as the Boys & Girls Clubs of Metro Vancouver/South Coast BC, Canuck Place, Canucks Autism Network, Blind Hockey Association, Hockey Helps the Homeless, Canadian Cancer Society and the Canucks for Kids Fund. The Alumni have also provided significant dollars towards hockey scholarships throughout the province of British Columbia.

**PLAYERS**



# 6 BROCK BOESER

(BRAWK BEH-suhr)

POSITION RIGHT WING

SHOOTS RIGHT

HEIGHT 6'11"

WEIGHT 208 LBS

BIRTHPLACE  
BURNSVILLE, MN

BORN FEB. 25, 1997



## DRAFTED

Vancouver's first round selection,  
23rd overall in the 2015 NHL  
Entry Draft.

@BBoeser16

bboeser

## CAREER HIGHLIGHTS

**2020.21** Finished his fifth NHL season (all with Vancouver), recording 49 points (23-26-49) and 16 penalty minutes in all 56 regular season games...Notched two goals, including the game-winner in the season opener, Jan. 13 at EDM...Skated in his 200th career NHL game, Jan. 16 at CGY...Registered his fourth three-point game of the season (1-2-3), including his 100th career assist, Mar. 6 vs TOR...Became the fourth-fastest Canucks player to reach 200 career points in team history, May 4 vs EDM...Won the Cyrus H. McLean trophy as the Canucks' leading scorer for the second time in his career.

**2019.20** Completed his fourth season in the NHL (all with Vancouver), registering 45 points and 14 penalty minutes in 57 games...Collected six points in five games to start the season from Oct. 2-15 (1-5-6)...Tied a career-high for most assists in a game (3), Oct. 15 vs DET...Posted his third career hat-trick and tied a career-high for points in a game (4), Oct. 30 at LA...Tied a career-high for most shots in a game (8), Dec. 10 vs TOR and Jan. 11 at BUF...Skated in all 17 of his team's playoff games, recording 11 points (4-7-11) and 10 penalty minutes.

**2018.19** Finished his second NHL season (both with Vancouver) with 56 points (26-30-56) and 22 penalty minutes in 69 games...Established career highs in games played (69), assists (30) and points (56)...Notched his first career OTG Oct. 16 at PIT...Had a four-game point streak (2-2-4) from Oct. 9-16...Tied a career-high four points (2-2-4) Nov. 2 vs COL...Scored his second career hat-trick Dec. 9 at STL...Held a five-game point streak (3-4-7) from Jan. 18-Feb. 4...Recorded his 20th goal of the season Feb. 14 at LAK...Established a career-high nine-game point streak (4-6-10) from Mar. 6-23.

**2017.18** Finished his first full season in the NHL registering a team-high 55 points (29-26-55) in 62 games...Named Canucks MVP and Most Exciting for the 2017/18 season and tied Daniel Sedin for the team-scoring lead...Became the first rookie since Mattias Ohlund in 1997/98 to be named to the NHL All-Rookie Team...Scored his first career hat-trick Nov. 4 vs PIT...Recorded his 30th career goal Feb. 18 at TB, becoming only the third rookie in Canucks history to score 30 goals...Led the team in shots (179), points (55), goals (29), even-strength goals (19), and powerplay goals (10) and finished second in game-winning goals (5)...Set a career-high four points and assists Nov. 4 vs PIT and Dec. 28 vs CHL...Collected a season-high 4 penalty minutes Nov. 14 vs LAK...Had a season-high six game point streak from Nov. 14-24 (6-2-8)...Had a four game point streak from Oct. 12-19 (2-3-5) and Dec. 19-28 (4-4-8)...Had a five game streak from Dec. 7-15 (4-1-5)...Made his season debut Oct. 12 vs WPG...Scored his first goal of the season Oct. 14 vs CGY...Represented the Canucks in the NHL All-Star Game and became the first Canucks player in history to win MVP honours.

**2016.17** Appeared in nine games in his debut NHL season, registering four goals and an assist...Had a career-high three game point streak (2-1-3), Apr. 4-8...Recorded his first powerplay goal, Apr. 6 at AR...Had a career/season-high five shots on goal and 19:55 TOI, Mar. 31 vs LA...Made his NHL debut, Mar. 25 at MIN, scoring his first NHL goal and his first game-winning goal...Appeared in his sophomore season with the University of North Dakota and served as Assistant Captain, collecting 34 points (16-18-34) in 32 games played...Named to second straight NCHC Academic All-Conference Team and second straight Virg Foss 3-Star Award...Tied for fifth in the NCHC in goals per game (0.50) and ranked seventh in points per game (1.06)...Had a power-play goal and an assist in the NCHC Frozen Faceoff championship game Mar. 18 vs Minnesota Duluth.

**2015.16** Played in his first season with the University of North Dakota, registering 60 points (27-33-60) in 42 games...Earned AHCA All-America West First Team, All-CHN First Team and CHN All-Rookie Team, All-USCHO Second Team, NCHC Rookie of the Year, NCHC Three Stars Award, All-NCHC First Team and All-NCHC Rookie Team, NCHC Academic All-Conference Team, UND's Male Freshman of the Year (all sports)...Led the NCHC and ranked fifth nationally in points per game (1.53)...Won both the NCHC's overall (60 points) and conference (35) scoring races...Finished third in the national scoring race (all games)...Scored an NCHC freshman-record 27 goals...Set a UND freshman record with a plus-45 rating that ranked second nationally...Led the NCHC in points (35) and goals (20) during conference games, setting a conference record in both categories...Earned NCAA Frozen Four All-Tournament Team honours after collecting one goal and five assists with a plus-7 rating in two games...Had the game-winning goal and three assists with a plus-4 rating in the national championship game, Apr. 9 vs Quinnipiac...Had a 13-game point streak (Nov. 13-Jan. 22) and 7-game goal streak (Nov. 29-Jan. 16), both of which were the second-longest by a freshman in school history...Had a team-leading 19 multi-point games...Helped Team USA capture bronze at the World Junior Championships.

**2014.15** Appeared in his sophomore season in the USHL and first with the Waterloo Black Hawks, collecting 68 points (35-33-68) in 57 games played...Was named to the USHL All-Rookie Team and First All-Star Team...Led the Black Hawks in goals and points while ranking second in assists.

## REGULAR SEASON

## PLAYOFFS

## 2020.21 GAME BY GAME

SEASON	CLUB	LEA
2015.16	N. Dakota	NCAA
2016.17	Vancouver	NHL
	N. Dakota	NCAA
2017.18	Vancouver	NHL
2018.19	Vancouver	NHL
2019.20	Vancouver	NHL
2020.21	Vancouver	NHL

## VANCOUVER/NHL TOTALS

GP	G	A	PTS	PIM
42	27	33	60	26
9	4	1	5	0
32	16	18	34	24
62	29	26	55	16
69	26	30	56	22
57	16	29	45	14
56	23	26	49	16

GP	G	A	PTS	PIM
-	-	-	-	-
-	-	-	-	-
-	-	-	-	-
-	-	-	-	-
17	4	7	11	10
-	-	-	-	-

13-Jan	@ EDM	2	0	2	2	0	17:01
14-Jan	@ EDM	0	0	0	0	0	20:34
16-Jan	@ CGY	0	0	0	0	2	20:17
18-Jan	@ CGY	0	0	0	0	2	19:23
20-Jan	vs MTL	2	1	3	-2	0	21:30
21-Jan	vs MTL	0	0	0	-2	0	18:23
22-Jan	vs MTL	0	1	-2	2	0	18:39
25-Jan	vs OTT	0	0	0	-1	0	15:23
27-Jan	vs OTT	0	0	0	2	0	17:50
28-Jan	vs OTT	2	1	3	1	0	17:49
30-Jan	@ WPG	2	0	2	2	0	20:51
1-Feb	@ MTL	0	0	-3	0	0	16:55
2-Feb	@ MTL	0	1	1	-2	0	20:43
4-Feb	@ TOR	0	1	-1	2	0	17:44
6-Feb	@ TOR	1	0	1	0	0	18:22
8-Feb	@ TOR	0	1	1	0	0	18:59
11-Feb	vs CGY	1	0	1	1	0	20:06
13-Feb	vs CGY	0	0	1	0	0	16:57
15-Feb	vs CGY	1	2	1	0	0	20:47
17-Feb	vs CGY	1	2	3	0	0	13:39
19-Feb	vs WPG	0	1	2	1	0	23:45
21-Feb	vs WPG	0	0	-1	-2	0	21:20
23-Feb	vs EDM	0	0	0	-1	0	18:11
25-Feb	vs EDM	0	0	0	0	0	20:08
1-Mar	@ WPG	0	1	2	0	0	18:01
2-Mar	@ WPG	0	2	-2	-2	0	19:54
4-Mar	vs TOR	0	0	1	0	0	19:09
6-Mar	vs TOR	1	2	3	2	0	20:48
8-Mar	vs MTL	0	0	1	0	0	22:50
10-Mar	vs MTL	1	0	-1	-1	0	18:32
13-Mar	vs EDM	0	0	1	0	0	18:40
15-Mar	@ OTT	0	0	0	0	0	20:40
17-Mar	@ OTT	1	0	1	1	0	22:36
19-Mar	@ MTL	0	1	1	0	0	18:30
20-Mar	@ MTL	1	0	1	1	0	23:31
22-Mar	vs WPG	0	0	-3	-3	0	20:03
24-Mar	vs WPG	0	1	-1	-2	0	20:53
18-Apr	vs TOR	0	1	-1	-1	0	19:21
20-Apr	vs TOR	0	2	2	1	0	20:40
22-Apr	vs OTT	0	0	-1	-1	0	22:27
24-Apr	@ OTT	0	1	1	1	0	19:57
26-Apr	@ OTT	0	0	-2	-2	0	19:32
28-Apr	@ OTT	0	0	0	-2	0	15:40
29-Apr	@ TOR	0	0	-2	-2	0	18:42
1-May	@ TOR	0	0	-1	-1	0	19:24
3-May	vs EDM	1	0	1	1	0	19:47
4-May	vs EDM	1	0	-1	-1	0	22:19
6-May	@ EDM	1	2	2	2	0	17:31
8-May	@ EDM	0	0	0	0	0	22:14
10-May	@ WPG	0	0	2	2	0	17:45
11-May	@ WPG	0	0	0	0	0	17:17
13-May	@ CGY	0	1	-1	-1	0	17:37
15-May	@ EDM	0	1	2	0	0	14:49
16-May	vs CGY	2	0	2	4	0	18:26
18-May	vs CGY	1	1	1	0	0	19:31
19-May	@ CGY	0	2	2	-1	0	19:32

## CAREER HIGHS

## Most Goals in a Game

3: THREE TIMES - LATEST OCT. 30/19 at LA

## Most Assists in a Game

3: THREE TIMES - LATEST OCT. 15/19 vs DET

## Most Points in a Game

4: FOUR TIMES - LATEST OCT. 30/19 at LA: 3-1-4

## Hat Tricks

3: LATEST OCT. 30/19 at LA

## Game-Winning Goals

12: LATEST JAN. 13/21 at EDM

## Power Play Goals

31: LATEST NOV. 21/19 at NSH

## Shorthanded Goals

1: FEB. 15/21 vs CGY

## Overtime Points

1-9-10

## Shootout Record

4/20, 1 GDG

## Penalty Shot Record

0/0

## NHL FIRSTS

First Game Mar. 25/17 at MIN

First Goal Mar. 25/17 at MIN

First Assist Apr. 4/17 at SJ

## STREAKS

Goals 4 games Twice (latest Dec. 19-28/17: 4 goals)

Assists 4 games Dec. 23/19-Jan. 2/20: 4 assists

Points 9 games (Mar. 6-23/19: 4-6-10)

## HONOURS

NHL All-Star Game: 2018

NHL All-Star Game Tournament MVP: 2018

Cyclone Taylor Trophy: 2018

Cyrus H. McLean Trophy (Leading Scorer): 2021, 2018

Pavel Bure Most Exciting Player Award: 2018

NCHC Three Stars Award: 2017

NCHC All-Rookie Team: 2016

NCHC First All-Star Team: 2016

NCHC Rookie of the Year: 2016

USHL First All-Star Team: 2015

USHL All-Rookie Team: 2015

## INTERNATIONAL

World Junior Championships: 2016 (Bronze)

Ivan Hlinka Memorial: 2014 (Bronze)

## BOESER vs NHL

TEAM	GP	G	A	PTS	PIM	TEAM	GP	G	A	PTS	PIM
Anaheim	7	1	1	2	2	Montreal	13	5	6	11	2
Arizona	6	1	2	3	0	Nashville	8	4	5	9	2
Boston	4	0	2	2	0	New Jersey	6	1	2	3	0
Buffalo	5	3	3	6	2	NY Islanders	5	0	1	1	0
Calgary	22	11	10	21	14	NY Rangers	5	4	0	4	0
Carolina	5	0	3	3	0	Ottawa	13	6	5	11	2
Chicago	7	1	6	7	2	Philadelphia	6	6	1	7	2
Colorado	7	4	5	9	0	Pittsburgh	6	7	2	9	2
Columbus	3	0	0	0	0	San Jose	13	3	5	8	2
Dallas	6	0	4	4	2	St. Louis	8	5	1	6	0
Detroit	5	0	6	6	6	Tampa Bay	5	3	2	5	8
Edmonton	21	9	9	18	0	Toronto	14	3	8	11	4
Florida	6	4	1	5	2	Vegas	7	5	4	9	2
Los Angeles	10	7	4	11	8	Washington	6	1	5	6	0
Minnesota	7	1	2	3	0	Winnipeg	17	3	7	10	4

## NHL MILESTONES

100th NHL Game Dec. 31/18 vs NJ

200th NHL Game Jan 16/21 at CGY

100th NHL Point Feb. 16/19 at SJ

200th NHL Point May 4/21 vs EDM



# 39

## ALEX CHIASSON

(AL-ehx CHAY-sawn)

POSITION RIGHT WING

SHOOTS RIGHT

HEIGHT 6'4"

WEIGHT 208 LBS

BIRTHPLACE  
MONTREAL, QC

BORN OCT. 1, 1990



### ACQUIRED

Signed as a free agent, October 12, 2021.

### CAREER HIGHLIGHTS

**2020.21** Completed his ninth NHL season with 16 points (9-7-16) and 33 penalty minutes in 45 games played...Ranked fourth on the Oilers in power play goals (5) and tied for fifth in power play points (7)...Had a four-game point streak from Feb. 19-25 (2-2-4)...Scored his 100th career goal, Apr. 26 at WPG...Collected his 100th career assist and 200th career point, May 10 at MTL...Recorded two points (1-1-2), May 12 at MTL.

**2019.20** His eighth NHL season, and second with Edmonton...Recorded his first goal and multi-point (1G, 1A) game of the season on Nov. 8 vs. NJD...Registered his third multi-point (1-1-2) game on Dec. 6 vs. LAK...Played his 500th NHL game on Feb. 1 at CGY...Registered his fifth multi-point (1-1-2) game on Mar. 7 vs. CBJ...Scored for the second straight game on Mar. 9 vs. VGK, accumulating three points (2-1-3) in two games...Had two points (1-1-2) in the Oilers 6-3 win over Chicago in Game 2 of the Qualifying Round on Aug. 3.

**2018.19** Scored a career-best 22 goals, reaching 20 goals for the first time in his career...Averaged 16:58 in ice-time, the highest season average of his career...Also set career bests with eight power play goals and 15 power play points...Set a career-high with 31 blocked shots...Tied for third on the team with five power play goals...Had two three-game goal scoring streaks (Dec. 13-16, Oct. 30-Nov. 3)...Had five multi-point games, giving him 17 in his career...Scored twice in his second game as an Oiler, on Oct. 23 vs. PIT...Set a new career best for goals in a season, setting a new best when he scored his 14th goal on Dec. 14 vs. PHI (Scored 13 in 2013.14 with Dallas)...Had a career-high eight shots on net on Feb. 15 at CAR.

**2017.18** Led Washington with three shorthanded points...Had two goals, including the game-winning goal while shorthanded at BOS on Dec. 14...Had three points (1G, 2A) vs. NYI on Mar. 16, including a power-play goal...Helped Washington capture its first Stanley Cup, appearing in 16 playoff games.

**2016.17** Came within one goal of his season-best with 12 goals with Calgary...Scored in his Flames debut on Oct. 12 at EDM, the opening night of Rogers Place...Played in his 300th career NHL game on Feb. 24 at FLA...Recorded his 100th career point on Mar. 13 vs. PIT.

**2015.16** Finished his second season with Ottawa, posting 14 points (8-6-14), 45 penalty minutes and a +2 plus-minus rating in 77 games...Appeared in his 200th career NHL game on Dec. 30 vs. NJD.

**2014.15** Appeared in 67 games for Ottawa, posting 26 points (11-15-26)...Acquired by Ottawa from Dallas on Jul. 1, 2014 along with Alex Guptill, Nick Paul and a second round draft pick in exchange for Jason Spezza and Ludwig Karlsson.

**2013.14** His first full NHL season, posting 35 points (13G, 22A), 38 penalty minutes and a -21 plus-minus rating in 79 games...Led all Dallas rookies in scoring...Became the first NHL rookie since 1992.93 to score nine goals in his first 10 games in the league.

**2012.13** Made his NHL debut on Apr. 3 vs. ANA...Scored six goals in his first six NHL games, become the first player in Dallas franchise history to do so.

**2011.12** Completed his collegiate hockey career with Boston University, leading the team in scoring with 46 points (15-31-46) in 38 games played...His 31 assists also tied for first on the team...Made his professional debut with Texas (AHL), tallying five points (1-4-5) and nine penalty minutes in nine games played.

## REGULAR SEASON

## PLAYOFFS

## 2020-21 GAME BY GAME

SEASON	CLUB	LEA	GP	G	A	PTS	PIM	GP	G	A	PTS	PIM
2009.10	Boston U.	H-East	35	7	12	19	44	-	-	-	-	-
2010.11	Boston U.	H-East	35	14	20	34	75	-	-	-	-	-
2011.12	Boston U.	H-East	38	15	31	46	67	-	-	-	-	-
	Texas	AHL	9	1	4	5	9	-	-	-	-	-
2012.13	Dallas	NHL	7	6	1	7	0	-	-	-	-	-
	Texas	AHL	57	13	22	35	43	7	2	1	3	4
2013.14	Dallas	NHL	79	13	22	35	38	6	1	1	2	2
2014.15	Ottawa	NHL	76	11	15	26	67	4	0	0	0	0
2015.16	Ottawa	NHL	77	8	6	14	45	-	-	-	-	-
2016.17	Calgary	NHL	81	12	12	24	46	4	0	0	0	2
2017.18	Washington	NHL	61	9	9	18	26	16	1	1	2	4
2018.19	Edmonton	NHL	73	22	16	38	32	-	-	-	-	-
2019.20	Edmonton	NHL	65	11	13	24	42	4	1	1	2	0
2020.21	Edmonton	NHL	45	9	7	16	33	3	1	0	1	0
NHL TOTALS			564	101	101	202	329	37	4	3	7	8

## CAREER HIGHS

<b>Most Goals in a Game</b>	2: SEVEN TIMES - LATEST FEB. 15/21 vs WPG
<b>Most Assists in a Game</b>	3: APR. 1/14 at WSH
<b>Most Points in a Game</b>	3: FOUR TIMES - LATEST MAR. 16/17 vs NYL: 1-2-3
<b>Hat Tricks</b>	0
<b>Game-Winning Goals</b>	15: LATEST FEB. 25/21 at VAN
<b>Power Play Goals</b>	32: LATEST APR. 17/21 at WPG
<b>Shorthanded Goals</b>	4: LATEST NOV. 17/18 at CGY
<b>Overtime Points</b>	1-0-1
<b>Shootout Record</b>	2/11, 2 GDG
<b>Penalty Shot Record</b>	0/1, Nov. 29 vs CHI, no goal (Crawford)

## NHL FIRSTS

<b>First Game</b>	Apr. 3/13 at ANA
<b>First Goal</b>	Apr. 5/13 at ANA
<b>First Assist</b>	Apr. 9/13 vs LAK

## STREAKS

<b>Goals</b>	3 games	Oct. 3-13/13 (3 goals)
<b>Assists</b>	2 games	Five Times (latest May 10-12/21: 2 assists)
<b>Points</b>	5 games	Twice (latest Oct. 25-Nov/14: 2-3-5)

## HONOURS

Stanley Cup Champion: 2018

## CHIASSON vs NHL

TEAM	GP	G	A	PTS	PIM	TEAM	GP	G	A	PTS	PIM
Anaheim	20	4	3	7	13	Nashville	20	7	3	10	0
Arizona	20	1	1	2	14	New Jersey	15	3	3	6	10
Boston	17	4	2	6	4	NY Islanders	14	2	6	8	6
Buffalo	18	3	2	5	9	NY Rangers	16	1	3	4	2
Calgary	25	8	7	15	24	Ottawa	17	3	6	9	8
Carolina	16	3	1	4	12	Philadelphia	16	2	1	3	29
Chicago	21	2	3	5	4	Pittsburgh	17	2	1	3	19
Colorado	19	1	3	4	20	San Jose	22	6	4	10	7
Columbus	17	4	2	6	9	St. Louis	19	2	0	2	8
Dallas	13	2	4	6	10	Tampa Bay	16	1	1	2	14
Detroit	17	1	4	5	12	Toronto	21	3	5	8	27
Edmonton	13	4	1	5	0	Vancouver	30	4	8	12	13
Florida	18	1	2	3	12	Vegas	7	2	0	2	2
Los Angeles	21	6	7	13	18	Washington	11	2	5	7	2
Minnesota	18	5	2	7	4	Winnipeg	23	9	4	13	0
Montreal	27	3	7	10	17						

13-Jan	VAN	0	0	0	-1	0	13:25
14-Jan	VAN	0	0	0	-1	0	10:43
16-Jan	MTL	0	0	0	-1	0	13:44
18-Jan	MTL	0	0	0	-2	0	12:10
20-Jan	@TOR	0	0	0	0	0	14:08
22-Jan	@TOR	DNP					
24-Jan	@WPG	DNP					
26-Jan	@WPG	DNP					
28-Jan	@TOR	DNP					
30-Jan	TOR	DNP					
31-Jan	OTT	0	0	0	0	0	11:01
2-Feb	OTT	0	0	0	1	0	9:51
6-Feb	@CGY	0	0	0	0	0	
8-Feb	@OTT	DNP					
9-Feb	@OTT	0	1	1	0	0	10:18
11-Feb	@MTL	0	0	0	0	0	13:46
15-Feb	WPG	2	0	2	0	0	10:28
17-Feb	WPG	0	0	0	0	0	12:26
19-Feb	@CGY	0	1	1	2	2	13:26
20-Feb	CGY	1	0	1	0	0	14:22
23-Feb	@VAN	0	1	1	0	0	10:50
25-Feb	@VAN	1	0	1	0	0	11:09
27-Feb	TOR	0	0	0	0	0	13:08
1-Mar	TOR	0	0	0	0	15	12:03
3-Mar	TOR	DNP					
6-Mar	CGY	0	0	0	0	0	10:46
8-Mar	OTT	1	0	1	0	0	12:07
10-Mar	OTT	0	1	1	0	0	14:46
12-Mar	OTT	0	0	0	0	0	12:59
13-Mar	@VAN	0	0	0	0	0	13:20
15-Mar	@CGY	0	0	0	-2	2	12:26
17-Mar	@CGY	1	0	1	-1	0	16:24
18-Mar	WPG	0	0	0	0	0	9:41
20-Mar	WPG	0	0	0	0	0	10:55
27-Mar	@TOR	0	0	0	0	0	10:55
29-Mar	@TOR	DNP					
30-Mar	@MTL	DNP					
2-Apr	CGY	0	0	0	-1	0	13:36
5-Apr	@MTL	0	0	0	0	0	13:30
7-Apr	@OTT	0	0	0	0	0	14:43
8-Apr	@OTT	0	0	0	0	0	12:34
10-Apr	@CGY	DNP					
17-Apr	@WPG	1	0	1	0	0	13:57
19-Apr	MTL	0	0	0	0	0	12:31
21-Apr	MTL	0	0	0	0	5	15:32
26-Apr	@WPG	1	0	1	0	0	12:05
28-Apr	@WPG	0	0	0	0	0	12:32
29-Apr	CGY	0	0	0	-1	0	14:56
1-May	CGY	0	0	0	0	0	10:16
3-May	@VAN	0	0	0	-1	0	12:17
4-May	@VAN	0	1	1	0	0	10:23
6-May	VAN	0	0	0	-2	5	11:38
8-May	VAN	0	0	0	-1	4	10:26
10-May	@MTL	0	1	1	0	0	11:26
12-May	@MTL	1	1	2	-1	0	15:06
15-May	VAN	0	0	0	-2	0	17:11

## NHL MILESTONES

<b>100th NHL Goal</b>	Apr. 26/21 at WPG
<b>100th NHL Assist</b>	May 10/21 at MTL
<b>200th NHL Point</b>	May 10/21 at MTL
<b>100th NHL Game</b>	Nov. 15/14 at CGY
<b>300th NHL Game</b>	Feb. 24/17 at FLA
<b>500th NHL Game</b>	Feb. 1/20 at CGY



## CAREER HIGHLIGHTS

**2020.21** Finished his fourth NHL season (all with Vancouver), compiling a record of 16-18-1 to go along with a goals-against average of 2.85 and a .915 save percentage...Stopped 42 of 43 shots, including 23 of 24 in the first period, Jan. 27 vs OTT...Named the NHL's First Star of the Week for the week ending Jan. 31...Made all 27 saves for his first career regular season shutout, Mar.1 at WPG...Won eight of nine starts from Mar. 1-19, posting a 1.74 goals-against average and .950 save percentage during that stretch...Won the Canucks Three Stars Award as the player with the most three stars selections (13) during the season.

**2019.20** Completed his second full season in the NHL (all with Vancouver), posting a record of 13-10-2 along with a goals-against average of 3.06 and a save percentage of .905 in 27 games played...Earned his fourth win in five starts, stopping 24 of 26 shots, Nov. 2 at SJS...Set a career-high with a personal three-game winning streak from Dec. 3-29...Matched a career-high for shots faced in a game (49) and set a new career-high for saves in a game (45), Mar. 10 vs NYL...Posted a playoff record of 2-1-0 to accompany a 0.64 goals-against average and .985 save percentage in four appearances...Set an NHL playoff record for most saves (48) in a regulation playoff shutout.

**2018.19** Split the season between Vancouver and Utica of the AHL Posted a record of 4-3-1, goals against average of 2.81 and a .913 save percentage in 9 games played...Appeared in his first game of the season and made 36 saves for his second career win Jan. 18 vs BUF, becoming the first Canucks goalie to win each of his first two NHL appearances...Made 29 saves to record the overtime win Mar. 18 at CHI...Made a career-high 37 saves in his first career shootout win Mar. 28 vs LAK...Made 33 saves for his second consecutive win Apr. 2 vs SJS.

**2017.18** Completed his second professional season with the Utica Comets, posting a 25-13-4 alongside a goals against average of 2.44 and a .922 save percentage...Posted a 33 save shutout Oct. 13 at Rochester...Registered a personal season-high five-game win streak from Jan.15 - Feb. 10...Made his NHL debut Mar. 31 vs CBJ, making 26 saves to record his first NHL win...Became the Utica Comets all-time wins leader (47) on Apr. 15, while also setting a franchise record for wins by a goaltender in a single season (25)...Appeared in five playoff games for the Comets, posting a 2-3-0 record and a .927 save percentage.

**2016.17** Posted a record of 22-17-1 along with a 2.68 goals against average and a .907 save percentage in 45 games played in his first professional season with the AHL's Utica Comets...Recorded his first career AHL win Nov. 12 vs Hartford...Won eight consecutive starts from Feb. 24 - Mar. 17.

# 35

# THATCHER DEMKO

(THA-chur DEHM-koh)

POSITION GOALTENDER

CATCHES LEFT

HEIGHT 6'4"

WEIGHT 192 LBS

BIRTHPLACE

SAN DIEGO, CA

BORN DEC. 8, 1995



## ACQUIRED

Vancouver's second round selection,  
36th overall in the 2014 NHL Entry  
Draft.



@tdemko30



tdemko30



## REGULAR SEASON

## PLAYOFFS

SEASON	CLUB	LGE	GP	W	L	T/OT	MIN	GA	SO	GAA	PCT	GP	W	L	MIN	GA	SO	GAA	PCT
2013.14	Boston College	H-East	24	16	5	3	1,446	54	2	2.24	.919	-	-	-	-	-	-	-	-
2014.15	Boston College	H-East	35	19	13	3	2,107	77	1	2.19	.925	-	-	-	-	-	-	-	-
2015.16	Boston College	H-East	39	27	8	4	2,362	74	10	1.88	.935	-	-	-	-	-	-	-	-
2016.17	Utica	AHL	45	22	17	1	2,555	114	2	2.68	.907	-	-	-	-	-	-	-	-
2017.18	Utica	AHL	46	25	13	4	2,781	113	1	2.44	.922	-	-	-	-	-	-	-	-
<b>2017.18</b>	<b>Vancouver</b>	<b>NHL</b>	<b>1</b>	<b>1</b>	<b>0</b>	<b>0</b>	<b>61</b>	<b>4</b>	<b>0</b>	<b>3.91</b>	<b>.867</b>	-	-	-	-	-	-	-	-
<b>2018.19</b>	<b>Vancouver</b>	<b>NHL</b>	<b>9</b>	<b>4</b>	<b>3</b>	<b>1</b>	<b>534</b>	<b>25</b>	<b>0</b>	<b>2.81</b>	<b>.913</b>	-	-	-	-	-	-	-	-
	Utica	AHL	16	8	6	0	860	37	0	2.58	.911	-	-	-	-	-	-	-	-
2019.20	Vancouver	NHL	27	13	10	2	1,529	78	0	3.06	.905	4	2	1	186	2	1	0.64	.985
2020.21	Vancouver	NHL	35	16	18	1	2,087	99	1	2.85	.915	-	-	-	-	-	-	-	-
<b>VANCOUVER/NHL TOTALS</b>			<b>72</b>	<b>34</b>	<b>31</b>	<b>4</b>	<b>4,211</b>	<b>206</b>	<b>1</b>	<b>2.93</b>	<b>.911</b>	<b>4</b>	<b>2</b>	<b>1</b>	<b>186</b>	<b>2</b>	<b>1</b>	<b>0.64</b>	<b>.985</b>

## CAREER HIGHS

## Most Shots Faced

49: TWICE – LATEST MAR. 10/20 vs NYI

## Most Saves in a Game

45: MAR. 10/20 vs NYI

## Shutout Record

5-2

## Penalty Shot Record

1/1 – MAY 6/21 at EDM, NO GOAL (McDAVID)

## NHL FIRSTS

## First Game

Mar. 31/18 vs CBJ

## First Win

Mar. 31/18 vs CBJ

## First Shutout

Sep. 3/20 vs VGK (playoffs)

## STREAKS

## Longest Streak w/o Regulation Loss

4 games Mar. 13-19/21: 4-0-0

## Longest Winning Streak

4 games Mar. 13-19/21

## Consecutive Starts

8 games Mar. 4-19/21: 7-1-0

## HONOURS

NCAA (Hockey East) All-Rookie Team: 2014

NCAA (East) Second All-American Team: 2016

NCAA (Hockey East) First All-Star Team: 2016

NCAA (Hockey East) Player of the Year: 2016

NCAA (New England) DI All-Stars: 2016

NCAA Top Collegiate Goalie (Mike Richter Award): 2016

NCAA Top Collegiate Player (Hobey Baker Award) Finalist: 2016

AHL All-Star Game: 2018

## INTERNATIONAL

World Championships: 2019

World Junior Championships: 2015, 2014

World U18 Championships: 2013 (Silver)

World U17 Hockey Challenge: 2012 (Silver)

## DEMKO vs NHL

TEAM	GPI	GA	SO	W	L	OT	GAA	SV%	TEAM	GPI	GA	SO	W	L	OT	GAA	SV%
Anaheim	1	5	0	0	1	0	5.01	.821	Montreal	6	22	0	3	3	0	3.62	.900
Arizona	2	8	0	0	2	0	4.05	.873	Nashville	1	3	0	1	0	0	3.02	.919
Boston	1	0	0	0	0	0	0.00	.000	New Jersey	1	1	0	0	1	0	1.03	.958
Buffalo	2	8	0	2	0	0	3.90	.881	NY Islanders	1	4	0	1	0	0	3.71	.918
Calgary	7	20	0	3	3	1	2.91	.898	Ottawa	8	19	0	5	3	0	2.36	.932
Carolina	1	3	0	0	0	1	2.77	.906	Philadelphia	1	2	0	0	1	0	2.06	.941
Chicago	1	2	0	1	0	0	1.99	.935	Pittsburgh	1	7	0	0	1	0	7.14	.821
Colorado	2	8	0	1	0	1	4.07	.855	San Jose	3	5	0	3	0	0	1.67	.937
Columbus	3	11	0	1	2	0	3.67	.871	St. Louis	3	6	0	2	0	1	1.90	.945
Detroit	1	1	0	1	0	0	1.00	.963	Tampa Bay	1	3	0	0	0	0	8.36	.813
Edmonton	9	27	0	3	6	0	3.04	.913	Toronto	5	17	0	2	3	0	3.45	.898
Florida	2	7	0	1	1	0	3.50	.913	Vegas	1	1	0	0	0	0	1.31	.941
Los Angeles	1	2	0	1	0	0	1.85	.949	Winnipeg	7	14	1	3	4	0	2.02	.936

## 2020.21 GAME BY GAME

13-Jan @ EDM DND	21-Feb vs WPG DND	28-Apr @ OTT L	5	32	58:56
14-Jan @ EDM L	23-Feb vs EDM L	29-Apr @ TOR DND			
16-Jan @ CGY DND	25-Feb vs EDM L	1-May @ TOR L	4	29	57:47
18-Jan @ CGY L	1-Mar @ WPG W	3-May vs EDM DND			
20-Jan vs MTL DND	2-Mar @ WPG DND	4-May vs EDM L	4	27	59:54
21-Jan vs MTL L	4-Mar vs TOR W	6-May @ EDM W	3	42	60:00
23-Jan vs MTL DND	6-Mar vs TOR W	8-May @ EDM L	4	34	57:59
25-Jan vs OTT W	8-Mar vs MTL W	10-May @ WPG W	1	40	60:00
27-Jan vs OTT W	10-Mar vs MTL L	11-May @ WPG DND			
28-Jan vs OTT DND	13-Mar vs EDM W	13-May @ CGY L	4	28	59:49
30-Jan @ WPG W	15-Mar @ OTT W	15-May @ EDM W	1	32	60:00
1-Feb @ MTL DND	17-Mar @ OTT W	16-May vs CGY DND			
2-Feb @ MTL L	19-Mar @ MTL W	18-May vs CGY W	2	40	59:55
4-Feb @ TOR L	20-Mar @ MTL DND	19-May @ CGY DND			
6-Feb @ TOR DND	22-Mar vs WPG L				
8-Feb @ TOR DND	24-Mar vs WPG L				
11-Feb vs CGY L	18-Apr vs TOR DNP				
13-Feb vs CGY W	20-Apr vs TOR DND				
15-Feb vs CGY O	22-Apr vs OTT L				
17-Feb vs CGY DND	24-Apr vs OTT DND				
19-Feb vs WPG L	26-Apr @ OTT DNP				



# 18 JASON DICKINSON

(JAY-suhn DIH-kih-n-suhn)

POSITION CENTRE

SHOOTS LEFT

HEIGHT 6'2"

WEIGHT 200 LBS

BIRTHPLACE  
GEORGETOWN, ON

BORN JUL. 4, 1995



## DRAFTED

Dallas' first round selection, 29th overall in the 2013 NHL Entry Draft.

## ACQUIRED

From the Dallas Stars in exchange for a 2021 third-round pick on July 17, 2021.

 @jdickinson\_11

 jasondickinson11

## CAREER HIGHLIGHTS

**2020.21** Completed his fifth season in the NHL (all with Dallas), with 15 points (7-8-15) and 18 penalty minutes in 51 games...Ranked first among all Stars forwards in blocked shots (49) and fourth in hits (78)...Recorded an assist in his first game of the season, Jan. 22 vs NSH...Notched his first goal of the season, Jan. 26 vs DET...Matched a career-high in hits (5) on three occasions (Feb. 24 at FLA; Feb. 27 at TBL; Apr. 29 at TBL)...Logged a career-high in TOI (22:02), Mar. 21 vs NSH...Won a career-high 10 face-offs, Mar. 25 vs TBL...Established a career-high for most assists in a game (2), Apr. 20 vs DET...Potted his seventh goal of the season in his team's final game, May 10 at CHL.

**2019.20** Registered 21 points (9-12-21) in 65 regular-season contests with Dallas, setting a career-high for goals in a season (9)...Ranked fourth on the Stars with a +7 rating and tied for sixth with 89 hits...Registered a career-high five hits on Oct. 18 at PIT...Potted his first goal of the season on Nov. 5 vs COL...Potted the game-winning goal on Nov. 25 vs VGK...Tallied two points (1-1-2) for his first multipoint game of the season on Nov. 16 at EDM...Posted a season-long three-game point streak (2-3-5) from Nov. 16-21...Logged a season-high 21:07 time on ice and tied his season-best with six shots on Jan. 27 vs TBL...Tied a season-long with a three-game point streak (2-1-3) from Feb. 1-4...Recorded two points (1-1-2) and a +2 rating on Feb. 25 at CAR...Recorded four points (2-2-4) in the postseason, helping Dallas reach the Stanley Cup Final...Led all NHL forwards with 35 hits in the postseason.

**2018.19** Recorded 22 points (6-16-22) in his third NHL season with Dallas, establishing career-highs in games played (67), assists (16), points (22), and shots (94)...Set a career-high for most points in a game (2-1-3) and most shots in a game (6), Oct. 25 vs ANA...Tallied his first career game-winning goal in overtime, Nov. 3 at WSH...Registered assists in back-to-back games, Feb. 4-7 and Feb. 19-21...Notched a goal and an assist, Apr. 2 vs PHL...Collected five points (3-2-5) in an additional 13 playoff games, as Dallas lost to St. Louis in seven games in round two.

**2017.18** Split the season between Dallas and Texas, recording two points (0-2-2) in 27 games with Dallas...Logged a season-high 12:44 in TOI, Nov. 4 vs BUF and 28 points (18-10-28) in 42 AHL games with Texas...Registered 10 points (2-8-10) and four penalty minutes in 22 AHL playoff games with Texas, helping the Stars reach game seven of the Calder Cup Finals.

**2016.17** Split his second professional season between Dallas and Texas, picking up two points (2-0-2) in 10 games at the NHL level...Scored goals in back-to-back games Apr. 4-6 vs ARJ and NSH...Recorded 30 points (9-21-30) in 58 games with Texas...Notched a goal in his first AHL game of the season, Nov. 2 at Tucson...Registered eight points (3-5-8) in six games from Nov. 18-Dec. 3...Scored the game-winning goal, Jan. 6 vs Cleveland.

**2015.16** Completed his first full professional season with Texas, ranking fourth on the team in scoring with 53 points (22-31-53) in 73 games...Made his NHL debut and scored his first career NHL goal, Apr. 7 vs COL...Recorded his first two points of the AHL season (0-2-2) in his fourth game, Oct. 18 at Rockford...Scored his first AHL goal to commence a five-game point streak (5-2-7), Oct. 27 at Milwaukee...Notched two goals including the game-winner, Nov. 11 vs San Antonio...Collected three points (1-2-3), Feb. 10 at Manitoba...Netted goals in five straight games from Feb. 17-27...Added an assist in four Calder Cup Playoff games.

**2014.15** Appeared in his first professional game with the Texas Stars on Apr. 17 at San Antonio, collecting an assist...Recorded two points (0-2-2) and 3 shots in his second career AHL game, Apr. 18 vs San Antonio...Played in three additional Calder Cup Playoff games with Texas.

## REGULAR SEASON

## PLAYOFFS

## 2020-21 GAME BY GAME

SEASON	CLUB	LEA	GP	G	A	PTS	PIM	GP	G	A	PTS	PIM
2011.12	Guelph	OHL	63	13	22	35	24	6	3	2	5	6
2012.13	Guelph	OHL	66	18	29	47	31	5	1	1	2	0
2013.14	Guelph	OHL	68	26	52	78	42	20	8	16	24	6
2014.15	Guelph	OHL	56	27	44	71	32	9	4	4	8	10
	Texas	AHL	2	0	3	3	0	3	0	0	0	2
2015.16	Dallas	NHL	1	1	0	1	0	-	-	-	-	-
	Texas	AHL	73	22	31	53	32	4	0	1	1	2
2016.17	Dallas	NHL	10	2	0	2	0	-	-	-	-	-
	Texas	AHL	58	9	21	30	41	-	-	-	-	-
2017.18	Dallas	NHL	27	0	2	2	17	-	-	-	-	-
	Texas	AHL	42	18	10	28	32	22	2	8	10	4
2018.19	Dallas	NHL	67	6	16	22	23	13	3	2	5	4
2019.20	Dallas	NHL	65	9	12	21	6	27	2	2	4	8
2020.21	Dallas	NHL	51	7	8	15	18	-	-	-	-	-
<b>NHL TOTALS</b>			<b>221</b>	<b>25</b>	<b>38</b>	<b>63</b>	<b>64</b>	<b>40</b>	<b>5</b>	<b>4</b>	<b>9</b>	<b>12</b>

## CAREER HIGHS

<b>Most Goals in a Game</b>	2: OCT. 25/18 vs ANA
<b>Most Assists in a Game</b>	2: APR. 20/21 vs DET
<b>Most Points in a Game</b>	3: OCT. 25/18 vs ANA; 2-1-3
<b>Hat Tricks</b>	0
<b>Game-Winning Goals</b>	5: LATEST MAR. 6/21 vs CBJ
<b>Power Play Goals</b>	0
<b>Shorthanded Goals</b>	0
<b>Overtime Points</b>	3/0-3
<b>Shootout Record</b>	0/0, 0 GDG
<b>Penalty Shot Record</b>	0/0

## NHL FIRSTS

<b>First Game</b>	Apr. 7/16 vs COL
<b>First Goal</b>	Apr. 7/16 vs COL
<b>First Assist</b>	Mar. 1/18 vs TBL

## STREAKS

<b>Goals</b>	2 games	Apr. 4-6/17 (2 goals)
<b>Assists</b>	3 games	Nov. 16-21/19 (3 assists)
<b>Points</b>	3 games	Twice (latest Feb. 1-4/20; 2-1-3)

## HONOURS

OHL Champion: 2014
CHL Top Prospects Game: 2013
OHL Second All-Rookie Team: 2012

## INTERNATIONAL

World U-18 Championship: 2013 (Gold)
--------------------------------------

## DICKINSON vs NHL

TEAM	GP	G	A	PTS	PIM	TEAM	GP	G	A	PTS	PIM
Anaheim	6	2	3	5	0	Nashville	18	1	6	7	2
Arizona	8	1	1	2	0	New Jersey	4	1	0	1	2
Boston	6	1	2	3	0	NY Islanders	3	1	1	2	0
Buffalo	5	0	1	1	0	NY Rangers	5	0	1	1	2
Calgary	5	0	0	0	0	Ottawa	6	0	2	2	0
Carolina	12	3	1	4	0	Philadelphia	3	1	1	2	0
Chicago	13	1	1	2	11	Pittsburgh	6	0	0	0	0
Colorado	10	3	1	4	2	San Jose	4	0	1	1	0
Columbus	12	2	2	4	2	St. Louis	7	0	1	1	0
Detroit	10	2	3	5	2	Tampa Bay	13	1	1	2	6
Edmonton	6	2	2	4	0	Toronto	5	0	0	0	2
Florida	11	0	1	1	10	Vancouver	6	0	1	1	4
Los Angeles	5	0	1	1	2	Vegas	5	1	0	1	2
Minnesota	9	0	1	1	2	Washington	3	1	0	1	2
Montreal	5	0	0	0	7	Winnipeg	10	1	3	4	4

22-Jan vs NSH	0	1	1	0	0	16:36
24-Jan vs NSH	0	0	0	-1	0	17:52
26-Jan vs DET	1	0	1	1	0	16:21
28-Jan vs DET	0	1	2	0	0	20:47
30-Jan @ CAR	0	0	0	0	0	15:34
31-Jan @ CAR	0	0	0	0	0	17:09
2-Feb @ CBJ	0	0	0	-1	0	17:40
4-Feb @ CBJ	1	0	1	-2	0	13:03
7-Feb vs CHI	0	0	-1	4	0	15:36
9-Feb vs CHI	0	0	0	0	0	2:14:58
11-Feb vs CAR	0	0	0	0	0	13:51
13-Feb vs CAR	1	0	1	0	0	13:46
22-Feb @ FLA	0	0	0	0	0	16:44
24-Feb @ FLA	0	1	1	2	0	17:00
25-Feb @ FLA	0	0	0	-1	0	17:43
27-Feb @ TBL	0	0	-1	2	0	16:53
2-Mar vs TBL	0	0	-1	2	0	18:26
4-Mar vs CBJ	0	0	0	-1	0	15:50
6-Mar vs CBJ	1	0	1	1	0	13:24
7-Mar vs NSH	0	0	0	-1	0	17:51
9-Mar vs CHI	0	0	0	0	0	18:34
11-Mar vs CHI	0	0	0	0	0	14:56
13-Mar @ CBJ	0	1	1	1	0	20:12
14-Mar @ CBJ	0	0	0	-1	0	17:21
16-Mar vs TBL	0	0	0	0	0	17:39
18-Mar @ DET	1	0	1	0	0	14:31
20-Mar @ DET	0	0	1	0	0	14:46
21-Mar vs NSH	0	0	0	0	0	22:02
23-Mar vs TBL	0	0	0	0	0	14:19
25-Mar vs TBL	0	0	1	0	0	16:18
27-Mar vs FLA	0	0	0	-1	0	19:47
28-Mar vs FLA	0	0	0	-1	0	15:16
30-Mar @ NSH	0	0	0	0	0	14:58
1-Apr @ NSH	0	1	2	0	0	17:05
3-Apr @ CAR	0	0	0	0	0	6:48
4-Apr @ CAR	INI					
6-Apr @ CHI	INI					
8-Apr @ CHI	INI					
10-Apr vs FLA	INI					
11-Apr @ NSH	0	0	0	0	0	13:05
13-Apr vs FLA	0	0	0	-1	0	18:34
15-Apr vs CBJ	0	1	3	0	0	15:13
17-Apr vs CBJ	0	0	0	2	2	14:51
19-Apr vs DET	0	0	0	-1	0	19:06
20-Apr vs DET	0	2	2	0	0	15:33
22-Apr @ DET	0	0	0	-1	0	13:33
24-Apr @ DET	0	0	0	0	0	2:16:23
26-Apr vs CAR	1	0	1	1	0	21:07
27-Apr vs CAR	0	0	0	0	0	15:52
29-Apr @ TBL	0	0	0	-1	0	18:04
1-May @ NSH	0	0	0	0	0	9:09
3-May @ FLA	INI					
5-May @ TBL	0	0	0	0	0	13:45
7-May @ TBL	0	0	0	-1	2	15:54
9-May @ CHI	0	0	0	-2	0	16:04
10-May @ CHI	1	0	1	0	0	18:45

## NHL MILESTONES

<b>100th NHL Game</b>	Mar. 27/19 at CGY
<b>200th NHL Game</b>	Mar. 25/21 vs FLA



# 73

## JUSTIN DOWLING

(JUHHS-tihN DOW-lihng)

POSITION CENTRE

SHOOTS LEFT

HEIGHT 5'10"

WEIGHT 180 LBS

BIRTHPLACE  
CALGARY, AB

BORN OCT. 1, 1990



ACQUIRED

Signed as a free agent, July 28, 2021.

 @therealjdowls

 justindowling10

### CAREER HIGHLIGHTS

**2020.21** Recorded five points (1-4-5) and six penalty minutes in 27 games with Dallas. Matched a single-game career-high with two points (1-1-2) on Jan. 28 vs DET and registered three shots. Recorded a power play assist on Feb. 25 at FLA. Logged a career-high in time on ice (17:24) on Apr. 4 at CAR.

**2019.20** Established career highs in games played (29), points (6), goals (3), assists (3) and penalty minutes (8). Posted a career-best +2 plus/minus rating and went 6-for-7 (85.7%) from the faceoff dot in his season debut on Oct. 24 vs ANA. Potted the game-winning goal for his first career NHL goal on Nov. 13 at CGY. Registered a career-best two points (1-1-2) and tied his career high with a +2 rating on Nov. 19 vs Vancouver. Appeared in two games during the 2020 Stanley Cup Playoffs. Recorded 23 shots on goal and eight hits in the postseason. Skated in his first game of the 2020 postseason and made his Stanley Cup Final debut in Game 5 at Tampa Bay.

**2018.19** Split the season between Dallas (NHL) and Texas (AHL), notching one point (assist) in 11 games with Dallas and 53 points (13-40-53) in 62 games with Texas. Established AHL career-highs in assists (40) and points (53) and ranked second on the team in overall scoring. Recorded an assist on Oct. 23 vs LAK.

**2017.18** Finished fourth in team scoring with 41 points (13-28-41) in 65 games with Texas (AHL). Recorded seven points in six games (3-4-7) from Feb. 23-Mar.4. Logged a five-game point streak (1-4-5) from Dec. 16-27. Accumulated 17 points (4-13-17) in 22 Calder Cup Playoff games.

**2016.17** Split the season between Dallas (NHL) and Texas (AHL), recording two points (0-2-2) in nine games with Dallas and 28 points (8-20-28) in 49 games. Recorded four multi-point games in his first five games of the season with Texas. Collected three points (2-1-3), including the game-winning goal, Mar. 5 at San Antonio.

**2015.16** Ranked fifth in scoring on Texas with 46 points (11-35-46) in 52 games played. Registered his first career four-point game (0-4-4), Mar. 29 vs Bakersfield. Tallied three points (2-1-3) in four Calder Cup Playoff games.

**2014.15** Established AHL career highs in goals (24), assists (36), and points (50), while ranking third in team scoring. Had a five-game point streak (0-7-7) from Mar. 11-19. Notched two goals, including the game-winning goal, Apr. 4 at Chicago.

**2013.14** Appeared in 74 games with Texas, recording 47 points (12-35-47) and 8 penalty minutes. Recorded 14 points (4-10-14) in 14 Calder Cup Playoff games, as Texas won the Calder Cup.

**2012.13** Recorded 30 points (16-14-30) and four penalty minutes in 38 games with Texas, setting new career highs in games, goals, assists, and points. Appeared in his first nine career Calder Cup Playoff games, collecting four points (1-3-4). Also played 34 games with Idaho (ECHL), ranking second on the team in points (13-33-46).

**2011.12** Split the season between Abbotsford (AHL) and Utah (ECHL), recording two points (1-1-2) in 22 games with Abbotsford and 24 points (6-18-24) in 26 games with Utah.

**2010.11** Skated in eight games with Abbotsford (AHL), totalling four points (1-3-4) in eight games. Made his AHL debut on Mar. 30 at Hamilton. Recorded his first career AHL point (assist) to start a three-game point streak (1-2-3), Apr. 1 vs Grand Rapids.

## REGULAR SEASON

## PLAYOFFS

## 2020.21 GAME BY GAME

SEASON	CLUB	LEA	GP	G	A	PTS	PIM	GP	G	A	PTS	PIM
2007.08	Swift Current Broncos	WHL	71	7	21	28	4	12	4	3	7	2
2008.09	Swift Current Broncos	WHL	71	22	44	66	16	7	2	4	6	0
2009.10	Swift Current Broncos	WHL	72	32	46	78	19	4	2	2	4	2
2010.11	Swift Current	AHL	63	20	47	67	18	-	-	-	-	-
	Abbotsford	AHL	8	1	3	4	2	-	-	-	-	-
2011.12	Utah	ECHL	26	6	18	24	6	3	0	0	0	2
	Abbotsford	AHL	22	1	1	2	6	-	-	-	-	-
2012.13	Idaho	ECHL	34	13	33	46	16	-	-	-	-	-
	Texas	AHL	38	16	14	30	4	9	1	3	4	2
2013.14	Texas	AHL	74	12	35	47	8	14	4	10	14	4
2014.15	Texas	AHL	65	24	26	50	22	3	0	0	0	0
2015.16	Texas	AHL	52	11	35	46	10	4	2	1	3	0
<b>2016.17</b>	<b>Dallas</b>	<b>NHL</b>	<b>9</b>	<b>0</b>	<b>2</b>	<b>2</b>	<b>2</b>	-	-	-	-	-
	Texas	AHL	49	8	20	28	8	-	-	-	-	-
2017.18	Texas	AHL	65	13	28	41	18	22	4	13	17	2
<b>2018.19</b>	<b>Dallas</b>	<b>NHL</b>	<b>11</b>	<b>0</b>	<b>1</b>	<b>1</b>	<b>0</b>	<b>13</b>	<b>0</b>	<b>2</b>	<b>2</b>	<b>0</b>
	Texas	AHL	62	13	40	53	12	-	-	-	-	-
<b>2019.20</b>	<b>Dallas</b>	<b>NHL</b>	<b>29</b>	<b>3</b>	<b>3</b>	<b>6</b>	<b>8</b>	<b>2</b>	<b>0</b>	<b>0</b>	<b>0</b>	<b>0</b>
	Texas	AHL	3	0	3	3	2	-	-	-	-	-
<b>2020.21</b>	<b>Dallas</b>	<b>NHL</b>	<b>27</b>	<b>1</b>	<b>4</b>	<b>5</b>	<b>6</b>	-	-	-	-	-
<b>NHL TOTALS</b>			<b>76</b>	<b>4</b>	<b>10</b>	<b>14</b>	<b>16</b>	<b>15</b>	<b>0</b>	<b>2</b>	<b>2</b>	<b>0</b>

## CAREER HIGHS

<b>Most Goals in a Game</b>	1: FOUR TIMES - LATEST JAN. 28/21 vs DET
<b>Most Assists in a Game</b>	1: 10 TIMES - LATEST FEB. 25/21 at FLA
<b>Most Points in a Game</b>	2: TWICE - LATEST JAN. 28/21 vs DET: 1-1-2
<b>Hat Tricks</b>	0
<b>Game-Winning Goals</b>	1: NOV. 13/19 at CGY
<b>Power Play Goals</b>	0
<b>Shorthanded Goals</b>	0
<b>Overtime Points</b>	0-0-0
<b>Shootout Record</b>	0/0, 0 GDG
<b>Penalty Shot Record</b>	0/0

## NHL FIRSTS

<b>First Game</b>	Oct. 25/16 vs WPG
<b>First Goal</b>	Nov. 13/19 at CGY
<b>First Assist</b>	Oct. 25/16 vs WPG

## STREAKS

<b>Goals</b>	2 games	Nov. 13-14/19 (2 goals)
<b>Assists</b>	2 games	Feb. 24-25/21 (2 assists)
<b>Points</b>	2 games	Twice (latest Feb. 24-25/21: 0-2-2)

## HONOURS

Calder Cup Champion: 2014

## DOWLING vs NHL

TEAM	GP	G	A	PTS	PIM	TEAM	GP	G	A	PTS	PIM
Anaheim	2	0	0	0	0	Minnesota	1	0	0	0	0
Arizona	1	0	0	0	0	Montreal	1	0	0	0	0
Boston	2	0	0	0	0	Nashville	5	0	1	1	0
Buffalo	2	0	0	0	0	NY Rangers	1	0	0	0	0
Calgary	5	1	2	3	2	Ottawa	1	0	0	0	0
Carolina	7	0	0	0	2	Philadelphia	1	0	0	0	2
Chicago	5	0	0	0	4	Pittsburgh	3	0	0	0	0
Colorado	2	0	0	0	0	St. Louis	2	0	0	0	2
Columbus	3	0	0	0	0	Tampa Bay	4	0	0	0	0
Detroit	8	1	1	2	0	Toronto	1	0	0	0	0
Edmonton	2	0	0	0	0	Vancouver	3	2	1	3	0
Florida	6	0	3	3	0	Washington	1	0	0	0	2
Los Angeles	1	0	1	1	0	Winnipeg	6	0	1	1	2

22-Jan	vs NSH	DNP										
24-Jan	vs NSH	0	0	0	0	0	10:58					
26-Jan	vs DET	0	0	0	0	0	15:09					
28-Jan	vs DET	1	1	2	1	0	13:48					
30-Jan	@CAR	0	0	0	-1	2	11:35					
31-Jan	@CAR	DNP										
2-Feb	@CBJ	DNP										
4-Feb	@CBJ	DNP										
7-Feb	vs CHI	0	0	0	0	2	8:52					
9-Feb	vs CHI	DNP										
11-Feb	vs CAR	DNP										
13-Feb	vs CAR	0	0	-1	0	13:34						
22-Feb	@FLA	DNP										
24-Feb	@FLA	0	1	1	0	14:46						
25-Feb	@FLA	0	1	1	0	15:56						
27-Feb	@TBL	0	0	-1	0	10:55						
2-Mar	vs TBL	0	0	0	0	8:46						
4-Mar	vs CBJ	0	0	0	-1	0	8:23					
6-Mar	vs CBJ	DNP										
7-Mar	vs NSH	DNP										
9-Mar	vs CHI	DNP										
11-Mar	vs CHI	DNP										
13-Mar	@CBJ	DNP										
14-Mar	@CBJ	DNP										
16-Mar	vs TBL	DNP										
18-Mar	@DET	DNP										
20-Mar	@DET	DNP										
21-Mar	vs NSH	DNP										
23-Mar	vs TBL	DNP										
25-Mar	vs TBL	0	0	0	0	9:30						
27-Mar	vs FLA	0	0	2	0	11:59						
28-Mar	vs FLA	DNP										
30-Mar	@NSH	DNP										
1-Apr	@NSH	DNP										
3-Apr	@CAR	0	0	0	0	14:07						
4-Apr	@CAR	0	0	0	0	17:24						
6-Apr	@CHI	0	0	0	-1	0	11:26					
8-Apr	@CHI	DNP										
10-Apr	vs FLA	0	1	1	1	9:00						
11-Apr	@NSH	0	0	0	-1	0	12:14					
13-Apr	vs FLA	0	0	0	-2	0	6:51					
15-Apr	vs CBJ	0	0	0	0	11:08						
17-Apr	vs CBJ	DNP										
19-Apr	vs DET	0	0	0	-1	0	9:13					
20-Apr	vs DET	0	0	0	0	7:58						
22-Apr	@DET	0	0	0	0	9:46						
24-Apr	@DET	0	0	1	0	11:12						
26-Apr	vs CAR	0	0	0	-1	0	5:24					
27-Apr	vs CAR	0	0	0	0	10:39						
29-Apr	@TBL	DNP										
1-May	@NSH	DNP										
3-May	@FLA	DNP										
5-May	@TBL	DNP										
7-May	@TBL	DNP										
9-May	@CHI	DNP										
10-May	@CHI	0	0	0	0	2	9:22					



# 23 OLIVER EKMAN- LARSSON

(AW-lih-vuhr EHK-man-LAHR-suhn)

POSITION DEFENCE

SHOOTS LEFT

HEIGHT 6'2"

WEIGHT 200 LBS

BIRTHPLACE  
KARLSKRONA, SWE

BORN JUL. 17, 1991



DRAFTED

Phoenix's first round selection in the first round, sixth overall in the 2009 NHL Entry Draft.

ACQUIRED

From the Arizona Coyotes with Conor Garland in exchange for Jay Beagle, Antoine Roussel, Loui Eriksson, a 2021 first round pick, a 2022 second round pick, and a 2023 seventh round pick.

@OEL23 oel23

## CAREER HIGHLIGHTS

**2020.21** Skated in 46 games for Arizona, totaling 24 points (3-21-24) and 32 penalty minutes...Finished second among Coyotes defencemen in assists and points, and tied for first among all Arizona skaters in power play points (4)...Matched a career-high with three assists, Jan. 16 at SJ...Collected two assists on the power play, Feb. 20 vs LAK...Set a season-high in TOI (24:52), Mar. 23 vs COL...Tallied four points (1-3-4) in three games from Mar. 26-31...Matched a season-high for shots in a game (6), May 3 vs LAK...Ended the season on a three-game point streak (1-2-3) from May 5-8.

**2019.20** Totaled 30 points (9-21-30) in 66 regular season games with Arizona...Ranked second among team defencemen in points, assists and goals...Scored the game-winning goal to move into 10th place on the franchise's all-time points list, Dec. 17 at SJ...Had a three-game point streak (2-3-5), Dec. 17-22...Became the fifth player in franchise history to play in 700 games, Jan. 2 vs ANA...Recorded a three-game point streak (2-3-5), Feb. 29-Mar. 6...Registered four points (1-3-4) and was +3 in nine postseason games.

**2018.19** Totaled 44 points (14-30-44) and 52 penalty minutes in 81 games during his first season as team captain...Named the fourth captain in Coyotes history on Sept. 13...Finished second on the team and first among defencemen in points...Posted two points (1-1-2) and earned his 300th NHL point, Nov. 8 at PHL...Played in his 600th NHL game, Nov. 29 at NSH...Tallied his 200th NHL assist, Dec. 1 vs STL...Passed Keith Yandle for the most points by a defenceman in Coyotes history with an assist, Dec. 30 at VGK...Passed Teppo Numminen (108 goals) for the most goals by a defenceman in franchise history, Feb. 4 at DAL.

**2017.18** Recorded 42 points (14-28-42) in 82 games with Arizona...Represented the Coyotes at the 2018 NHL All-Star Game in Tampa Bay...Skated in his 500th career NHL game, Oct. 17 at DAL...Passed Phil Housley for seventh place on the franchise's all-time points list by a defenceman by collecting two assists on Nov. 18 at OTT...Passed Dave Ellett for second place on Arizona's all-time goals list by a defenceman and passed Teppo Numminen for the second-most points by a defenceman in Arizona history with a goal on Jan. 18 at NSH...Scored his 100th career NHL goal, Mar. 19 vs CGY, becoming the sixth defenceman from Sweden to do so.

**2016.17** Registered 39 points (12-27-39) in 79 games as an alternate captain with Arizona...Scored a team-leading eight power play goals...His eight PPGs tied for second among NHL blueliners...Moved to third in franchise history in goals by a defenceman...Scored in back-to-back games to start the season, Oct. 15-18...Tied a career high with two goals on Oct. 25 at NJD...Recorded a four-game point streak (3-2-5), Oct. 25-Nov. 1...Earned an assist in three consecutive games (0-3-3), Dec. 1-5...Tied a career-best with three assists, Jan. 13 vs WPG...Posted a five-game point streak (0-6-6), Feb. 9-16...Had two points (1-1-2), Mar. 21 at TBL.

**2015.16** Led the team in scoring for the second consecutive season with 55 points (21-34-55) in 75 games and named team MVP...Established career highs in assists (34), points (55), PPGs (12) and GWGs (8)...Ranked second among League blueliners with 27 power play points...Recorded his 100th career assist on Oct. 17 vs BOS...Registered a seven-game point streak (3-4-7) from Nov. 7-19...Tallied a career-high three assists, Dec. 29 vs CHI...Recorded a four-game point streak (3-4-7) from Jan. 7-14...Registered a career-high four points (1-3-4) vs EDM, Jan. 12...Tallied his 200th career point, Feb. 22 at WSH...Played in 400th career game, Feb. 23 at TBL...Set an NHL record for game-winning goals in a season by a defenceman (8) on Mar. 24 vs DAL.

**2014.15** Led the team in scoring with 43 points (23-20-43) in 82 games on his way to being named team MVP...Led all NHL defencemen in goals, game winning goals (7) and power play goals (10)...Matched the NHL record for GWGs in a season by a defenceman...Established an NHL record for most goals in a season by a Swedish-born defenceman...Recorded the game winning goal on the power play, Oct. 25 vs FLA...Scored goals in back-to-back games Dec. 1-2...Scored a shorthanded goal, Jan. 29 at TOR...Registered his 20th goal of the season, Mar. 22 vs VAN...Collected three points (2-1-3), Apr. 4 vs SJ.

**2013.14** Totaled 44 points (15-29-44) with eight power play goals and six game-winning goals in 80 games...Ranked fifth among NHL defencemen in goals and 4th in points...Ranked tied for first among NHL defencemen in GWGs and tied for third in PPGs...Ranked third on the team in shots (199) and had six multi-point games...Recorded 3 points (1-2-3), Oct. 26 vs EDM...Recorded a point in four straight games (1-4-5) from Nov. 6-14...Recorded two points (1-1-2) and his 100th career point vs. MTL, Mar. 6...Skated in a career-high 34:57 of ice time at VAN, Jan. 26...Scored two goals, including the GWG, Jan. 28 vs LAK.

**2012.13** Recorded 24 points (3-21-24) in 48 games to rank fifth on the team and second among defencemen in scoring...Had a plus-5 rating and 26 PIM...Led the team in assists (21), ranked fourth on the team in shots (101), fifth in takeaways (21) and sixth in hits (73)...Had six multi-point games...Scored two goals (2-1-3) with a plus-3 rating and matched a season-high with six shots, Jan. 23 vs CBJ...Collected two assists on Feb. 1 at DAL...Registered two assists and was +3, Feb. 18 vs CGY...Skated in a season-high 30:16, Feb. 26 at VAN...Tallied two assists, Apr. 6 vs COL.

**2011.12** Posted career highs in goals (13), assists (19), points (32) and games (82)...Finished second on the team in blocked shots (92) and third in hits (140)...Recorded the first two-goal game of his career, Oct. 15 vs WPG...Blocked a career-high six shots, Feb. 4 vs SJ...Posted a three-game goal streak (3-2-5) from Mar. 12-15...Scored his 13th goal (GWG), Mar. 31 vs ANA...Recorded four points (1-3-4) in 16 postseason games...Made his Stanley Cup Playoff debut in Game 1 of the Western Conference Quarterfinal vs CHI, Apr. 12...Scored his first career postseason goal (GWG), while collecting his first multi-point game (1-1-2) in Game 6 at CHI, Apr. 23.

**2010.11** In his first professional season, appeared in 48 games with the Coyotes, recording 11 points (11-0-11)...Also played in 15 games with San Antonio (AHL), collecting 10 points (3-7-10)...Made his NHL debut on Oct. 9 vs BOS...Skated in 23:47 in season-opening win against the Bruins...Recorded his first NHL point (assist) against CAR on Oct. 23...Registered his first career NHL goal, Jan. 17 vs SJ...Posted a three-game point streak (1-2-3) from Jan. 13-17...Recorded an assist on Dec. 9 vs MIN after being recalled from San Antonio earlier in the day...Collected an assist, Jan. 8 vs BUF.

## REGULAR SEASON

## PLAYOFFS

## 2020.21 GAME BY GAME

SEASON	CLUB	LEA	GP	G	A	PTS	PIM	GP	G	A	PTS	PIM
2008.09	Leksands IF	Swe-1	39	3	14	17	32	-	-	-	-	-
2009.10	Leksands IF	Swe-1	42	9	18	27	98	-	-	-	-	-
2010.11	Phoenix	NHL	48	1	10	11	24	-	-	-	-	-
	San Antonio	AHL	15	3	7	10	16	-	-	-	-	-
2011.12	Phoenix	NHL	82	13	19	32	32	16	1	3	4	8
2012.13	Phoenix	NHL	48	3	21	24	26	-	-	-	-	-
	Portland	AHL	20	7	14	21	28	-	-	-	-	-
2013.14	Phoenix	NHL	80	15	29	44	50	-	-	-	-	-
2014.15	Arizona	NHL	82	23	20	43	40	-	-	-	-	-
2015.16	Arizona	NHL	75	21	34	55	96	-	-	-	-	-
2016.17	Arizona	NHL	79	12	27	39	48	-	-	-	-	-
2017.18	Arizona	NHL	82	14	28	42	44	-	-	-	-	-
2018.19	Arizona	NHL	81	14	30	44	52	-	-	-	-	-
2019.20	Arizona	NHL	86	9	21	30	38	9	1	3	4	8
2020.21	Arizona	NHL	46	3	21	24	32	-	-	-	-	-
<b>NHL TOTALS</b>			<b>769</b>	<b>128</b>	<b>260</b>	<b>388</b>	<b>482</b>	<b>25</b>	<b>2</b>	<b>6</b>	<b>8</b>	<b>16</b>

## CAREER HIGHS

<b>Most Goals in a Game</b>	2: NINE TIMES – LATEST MAR. 29/19 at COL
<b>Most Assists in a Game</b>	3: SEVEN TIMES – LATEST JAN. 16/21 vs SJS
<b>Most Points in a Game</b>	4: JAN. 12/16 vs EDM
<b>Hat Tricks</b>	0
<b>Game-Winning Goals</b>	3!: LATEST DEC. 17/19 at SJS
<b>Power Play Goals</b>	55: LATEST MAR. 31/21 at COL
<b>Shorthanded Goals</b>	4: LATEST FEB. 29/20 vs BUF
<b>Overtime Points</b>	7-4-11
<b>Shootout Record</b>	4/19: 3 GDG
<b>Penalty Shot Record</b>	0/1 – DEC. 29/11 at COL (VARLAMOV), NO GOAL

## NHL FIRSTS

<b>First Game</b>	Oct. 9/10 at BOS
<b>First Goal</b>	Jan. 17/11 vs SJS
<b>First Assist</b>	Oct. 23/10 vs CAR

## STREAKS

<b>Goals</b>	3 games	Twice (latest Nov. 24-28/17: 3 goals)
<b>Assists</b>	5 games	Feb. 9-16/17: 6 assists
<b>Points</b>	7 games	Nov. 7-19/15: 3-4-7

## HONOURS

NHL All-Star Game: 2018, 2015  
 World Championship All-Star Team: 2015

## INTERNATIONAL

World Championships: 2019, 2018 (Gold), 2017 (Gold), 2015, 2011 (Silver), 2010 (Bronze)  
 Olympics: 2014 (Silver)  
 World Cup: 2016 (Bronze)  
 World Junior Championships: 2010 (Bronze)

## EKMAN-LARSSON vs NHL

TEAM	GP	G	A	PTS	PIM	TEAM	GP	G	A	PTS	PIM
Anaheim	52	5	18	23	24	Nashville	30	5	11	16	26
Boston	16	2	4	6	10	New Jersey	16	4	2	6	10
Buffalo	16	3	6	9	12	NY Islanders	16	2	5	7	12
Calgary	38	7	15	22	22	NY Rangers	15	2	7	9	6
Carolina	15	0	4	4	6	Ottawa	16	5	5	10	14
Chicago	28	2	12	14	32	Philadelphia	16	6	5	11	22
Colorado	37	8	12	20	24	Pittsburgh	17	0	6	6	16
Columbus	23	6	6	12	22	San Jose	50	8	16	24	38
Dallas	30	3	6	9	20	St. Louis	34	4	10	14	10
Detroit	23	3	11	14	16	Tampa Bay	16	1	5	6	8
Edmonton	39	11	17	28	6	Toronto	16	4	5	9	12
Florida	15	5	7	12	10	Vancouver	36	5	13	18	12
Los Angeles	53	9	15	24	20	Vegas	16	1	4	5	10
Minnesota	37	2	9	11	24	Washington	15	2	5	7	4
Montreal	15	5	8	13	16	Winnipeg	23	8	11	19	18

14-Jan vs SJS	0	0	0	-1	2	2:33
15-Jan vs SJS	0	3	3	2	0	17:11
17-Jan @ VGK	INI					
19-Jan @ VGK	INI					
21-Jan vs VGK	INI					
23-Jan vs VGK	INI					
25-Jan vs ANA	INI					
27-Jan vs ANA	INI					
2-Feb @ STL	INI					
4-Feb @ STL	INI					
6-Feb @ STL	INI					
8-Feb @ STL	INI					
12-Feb vs STL	0	0	0	-2	0	22:22
13-Feb vs STL	0	1	1	-2	0	20:46
15-Feb vs STL	0	0	0	0	0	22:33
18-Feb vs LAK	0	0	0	0	0	21:02
20-Feb vs LAK	0	2	2	-1	2	18:28
22-Feb vs ANA	0	0	0	0	0	20:35
24-Feb vs ANA	0	2	2	2	2	20:31
26-Feb vs COL	0	0	0	0	0	20:50
27-Feb vs COL	0	0	0	-2	2	15:21
3-Mar @ LAK	0	1	1	0	0	19:05
5-Mar vs MIN	0	0	0	-2	2	19:47
6-Mar vs MIN	0	0	0	0	2	19:06
8-Mar @ COL	0	2	2	0	0	21:00
10-Mar @ COL	0	0	0	-1	0	20:58
12-Mar @ MIN	0	0	0	-2	0	18:06
14-Mar @ MIN	0	0	0	-1	0	19:16
16-Mar @ MIN	0	0	0	-2	0	19:44
18-Mar @ ANA	0	0	0	0	0	21:13
20-Mar @ ANA	0	1	1	1	0	19:35
22-Mar vs COL	1	0	1	-1	0	20:47
23-Mar vs COL	0	0	0	-1	0	24:52
26-Mar vs SJS	0	2	2	1	0	20:36
27-Mar vs SJS	0	1	1	0	0	33:23
31-Mar @ COL	1	0	1	-2	2	21:28
2-Apr @ ANA	0	0	0	0	0	22:54
4-Apr @ ANA	0	0	0	0	0	23:03
5-Apr @ LAK	0	1	1	2	0	21:07
7-Apr @ LAK	0	0	0	-1	0	23:55
9-Apr @ VGK	0	0	0	-3	0	19:28
11-Apr @ VGK	0	0	0	0	0	22:54
12-Apr @ COL	0	1	1	-1	2	24:46
14-Apr @ MIN	0	0	0	-1	2	20:13
17-Apr vs STL	0	1	1	0	0	19:24
19-Apr vs MIN	0	0	0	-1	0	18:54
21-Apr vs MIN	0	0	0	-3	0	22:39
24-Apr @ LAK	0	0	0	1	0	22:37
26-Apr @ SJS	0	0	0	-1	4	22:53

## NHL MILESTONES

<b>100th NHL Game</b>	Feb. 4/12 vs SJS
<b>500th NHL Game</b>	Oct. 17/17 at DAL
<b>700th NHL Game</b>	Jan. 2/20 vs ANA
<b>100th NHL Point</b>	Mar. 6/14 vs MTL
<b>300th NHL Point</b>	Nov. 8/18 at PHI
<b>100th NHL Goal</b>	Mar. 19/18 vs CGY
<b>100th NHL Assist</b>	Oct. 17/15 vs BOS



# 8 CONOR GARLAND

(KAW-nuhr GAHR-luhnd)

POSITION RIGHT WING

SHOOTS RIGHT

HEIGHT 5'10"

WEIGHT 165 LBS

BIRTHPLACE  
SCITUATE, MA

BORN MAR. 11, 1996



## DRAFTED

Arizona's fifth round selection, 123rd overall in the 2015 NHL Entry Draft.

## ACQUIRED

From the Arizona Coyotes with Oliver Ekman-Larsson in exchange for Jay Beagle, Antoine Roussel, Loui Eriksson, a 2021 first round pick, a 2022 second round pick, and a 2023 seventh round pick.

 @ConorGarland2

 conor.garland8

## CAREER HIGHLIGHTS

**2020.21** Completed his third NHL season, matching career-highs with 39 points (12-27-39) and 26 penalty minutes in only 49 games...Notched a goal and an assist and tallied seven shots in the season opener, Jan. 14 vs SJS...Picked up three points (1-2-3), Jan. 22 vs VGK...Had a five-game point streak (3-4-7) from Jan. 28-Feb. 8...Collected two points (1-1-2) including the game-winning goal, Mar. 6 vs MIN...Logged a season-high 22:23 in time on ice, May 3 vs LAK...Ended the season on a four-game point streak (2-5-7) from May 3-8.

**2019.20** Registered 39 points (22-17-39) in 68 games...Led Arizona in goals and scored a team-leading five game-winning goals and 15 goals at home...Set NHL career highs in games, goals, assists, points, GWGs, PIM (20) and shots (158)...Collected eight multi-point games...Scored twice vs VGK on Oct. 10...Scored six goals in nine games from Oct. 10-28...Collected two points (1-1-2) on Oct. 19 vs OTT...Tallied two points (1-1-2) on Oct. 28 vs BUF...Scored a goal and the game-deciding goal, Dec. 8 at CHI...Registered a four-game point streak (2-3-5), Dec. 28-Jan. 2...Collected three points (1-2-3), Jan. 14 vs SJS...Scored a goal in his 100th career NHL game, Feb. 1 vs CHI...Had a four-game point streak (3-1-4), Jan. 30-Feb. 6...Recorded a career-high four points (2-2-4) vs TBL, Feb. 22...Registered two points (1-1-2) in eight postseason games...Made his NHL postseason debut in Game 1 of QFR at NSH, Aug. 2...Scored his first career NHL playoff goal in Game 3 vs NSH, Aug. 5...Tallied an assist in Game 4 of WCQF, Aug. 15 vs COL.

**2018.19** Registered 18 points (13-5-18) and 12 penalty minutes in 47 games as a rookie with Arizona...Scored four power play goals and two GWGs...Finished tied with the third-most power play goals on the team...His eight road goals ranked tied for second among Coyotes...Made his NHL debut, Dec. 8 vs SJS...Scored his first NHL goal, Dec. 22 vs COL...Recorded a four-game point streak (2-2-4), Dec. 22-29...Posted a four-game goal streak (6-0-6), Jan. 4-12...Scored goals in back-to-back games (2-0-2), Jan. 23 and Feb. 7...Skated in a season-high 16:46, Feb. 7 vs CBJ...Collected 12-13-25, 22 PIM, a +11 rating and five game-winning goals in 21 appearances with Tucson (AHL)...Selected as a 2019 AHL All-Star.

**2017.18** Played in 55 games with Tucson, recording 27 points (8-19-27) and 40 penalty minutes...Scored four power play goals and five game-winning goals...Finished eighth among Roadrunners in points...Added a goal and four assists in nine playoffs games.

**2016.17** Collected 14 points (5-9-14) and 37 penalty minutes in 55 games with the AHL's Tucson Roadrunners...Tallied first AHL point (assist) vs Stockton, Oct. 28...Scored first professional goal at San Diego, Nov. 30...Collected six points (3-3-6) in his final nine games of the season...Totaled two points (1-1-2) at Stockton, Apr. 15.

**2015.16** Skated in 62 games with Moncton (QMJHL), registering a league-leading 39-89-128...Set a career high in goals...Named to the QMJHL First All-Star Team...Won the Jean Beliveau Trophy (QMJHL Most Points) for the second consecutive season...Recorded at least one point in 58 of 62 games...Started the season on a 28-game point streak (19-50-69), which was a Moncton franchise record...Had the seventh highest total in League history with 17 consecutive games with at least one assist...Totaled 40 multi-point games and 11 multi-goal games...Recorded two hat tricks...Had a season-high 3-2-5 at Victoriaville on Nov. 27...Registered 16 points (8-8-16) during a four-game stretch from Nov. 27-Dec. 4...Totaled 9-21-30 in 12 December games...Registered 5-10-15 in 17 playoff games...Signed a three-year entry-level contract with Arizona on Dec. 23.



## REGULAR SEASON

## PLAYOFFS

## 2020-21 GAME BY GAME

SEASON	CLUB	LEA	GP	G	A	PTS	PIM	GP	G	A	PTS	PIM
2012.13	Moncton	QMJHL	26	6	11	17	16	5	0	0	0	0
		USHL	6	1	2	3	2	-	-	-	-	-
2013.14	Moncton	QMJHL	51	24	30	54	39	6	2	3	5	2
2014.15	Moncton	QMJHL	67	35	94	129	66	16	3	22	25	17
2015.16	Moncton	QMJHL	62	39	89	128	97	17	5	10	15	18
2016.17	Tucson	AHL	55	5	9	14	37	-	-	-	-	-
2017.18	Tucson	AHL	55	8	19	27	40	9	1	4	5	6
2018.19	Arizona	NHL	47	13	5	18	12	-	-	-	-	-
		AHL	21	12	13	25	22	-	-	-	-	-
2019.20	Arizona	NHL	68	22	17	39	20	8	1	1	2	0
2020.21	Arizona	NHL	49	12	27	39	26	-	-	-	-	-
<b>NHL TOTALS</b>			<b>164</b>	<b>47</b>	<b>49</b>	<b>96</b>	<b>58</b>	<b>8</b>	<b>1</b>	<b>1</b>	<b>2</b>	<b>0</b>

## CAREER HIGHS

<b>Most Goals in a Game</b>	2: FOUR TIMES – LATEST FEB. 22/20 vs TBL
<b>Most Assists in a Game</b>	2: NINE TIMES – LATEST MAY 7/21 at SJS
<b>Most Points in a Game</b>	4: FEB. 22/20 vs TBL: 2-2-4
<b>Hat Tricks</b>	0
<b>Game-Winning Goals</b>	8: LATEST MAR. 6/21 vs MIN
<b>Power Play Goals</b>	11: LATEST MAY 7/21 at SJS
<b>Shorthanded Goals</b>	0
<b>Overtime Points</b>	0-0-0
<b>Shootout Record</b>	8/15: 2 GDG
<b>Penalty Shot Record</b>	0/0

## NHL FIRSTS

<b>First Game</b>	Dec. 8/18 vs SJS	<b>Goals</b>	4 games	Jan. 4-12/19: 6 goals
<b>First Goal</b>	Dec. 22/18 vs COL	<b>Assists</b>	4 games	Feb. 22-Mar3/21: 5 assists
<b>First Assist</b>	Dec. 27/18 at LAK	<b>Points</b>	5 games	Jan. 28-Feb. 8/21: 3-4-7

## STREAKS

## HONOURS

World Championship All-Star Team: 2021  
 CHL Top Scorer Award: 2015  
 Michel Briere Memorial Trophy (QMJHL): 2015  
 Jean Beliveau Trophy (QMJHL Top Scorer): 2015, 2016  
 QMJHL First Team All-Star: 2015, 2016

## INTERNATIONAL

World Championships: 2021 (Bronze)  
 World Junior Championships: 2010 (Bronze)

## GARLAND vs NHL

TEAM	GP	G	A	PTS	PIM	TEAM	GP	G	A	PTS	PIM
Anaheim	14	2	8	10	4	Nashville	3	0	0	0	2
Boston	3	0	0	0	2	New Jersey	4	1	1	2	0
Buffalo	3	1	1	2	0	NY Islanders	3	2	0	2	0
Calgary	6	1	1	2	2	NY Rangers	3	2	0	2	0
Carolina	3	1	0	1	0	Ottawa	3	1	1	2	0
Chicago	3	2	0	2	0	Philadelphia	2	1	0	1	0
Colorado	10	3	1	4	8	Pittsburgh	3	1	1	2	4
Columbus	3	1	0	1	0	San Jose	13	6	8	14	6
Dallas	4	1	1	2	2	St. Louis	12	5	5	10	4
Detroit	2	0	0	0	0	Tampa Bay	3	2	2	4	0
Edmonton	8	3	3	6	4	Toronto	4	0	1	1	0
Florida	4	0	0	0	0	Vancouver	5	1	0	1	2
Los Angeles	12	2	9	11	4	Vegas	12	4	4	8	6
Minnesota	10	2	1	3	4	Washington	2	0	1	1	0
Montreal	4	1	0	1	0	Winnipeg	3	1	0	1	4

14-Jan	vs SJS	1	1	2	2	0	21:03
15-Jan	vs SJS	0	1	1	2	15:06	
17-Jan	@ VGK	0	0	-1	0	16:35	
19-Jan	@ VGK	0	0	0	2	15:07	
21-Jan	vs VGK	1	2	3	1	15:11	
23-Jan	vs VGK	0	0	0	2	17:47	
25-Jan	vs ANA	0	0	-1	0	21:00	
27-Jan	vs ANA	1	0	1	2	16:22	
2-Feb	@ STL	0	1	1	0	17:54	
4-Feb	@ STL	1	2	3	0	15:49	
6-Feb	@ STL	0	1	2	3	16:59	
8-Feb	@ STL	1	0	1	2	18:28	
12-Feb	vs STL	0	0	-2	0	20:00	
13-Feb	vs STL	1	0	1	2	18:10	
15-Feb	vs STL	0	0	0	0	18:05	
18-Feb	vs LAK	1	0	1	0	19:20	
20-Feb	vs LAK	0	0	-3	0	20:54	
22-Feb	vs ANA	0	1	1	1	20:38	
24-Feb	vs ANA	0	2	2	1	21:24	
26-Feb	vs COL	0	1	1	2	16:37	
27-Feb	vs COL	INI					
3-Mar	@ LAK	0	1	1	0	17:17	
5-Mar	vs MIN	0	0	-3	2	14:07	
6-Mar	vs MIN	1	1	2	0	20:58	
8-Mar	@ COL	0	0	0	0	16:15	
10-Mar	@ COL	0	0	-1	0	15:23	
12-Mar	@ MIN	0	0	-1	0	19:05	
14-Mar	@ MIN	0	0	-2	0	18:23	
16-Mar	@ MIN	0	0	-1	0	15:01	
18-Mar	@ ANA	1	2	2	0	19:51	
20-Mar	@ ANA	0	1	1	2	16:18	
22-Mar	vs COL	0	0	-2	0	16:15	
23-Mar	vs COL	0	0	-1	2	17:19	
26-Mar	vs SJS	0	1	0	0	18:00	
27-Mar	vs SJS	0	0	0	0	19:58	
31-Mar	@ COL	1	0	-1	2	15:30	
2-Apr	@ ANA	0	0	1	0	16:50	
4-Apr	@ ANA	0	1	1	0	18:52	
5-Apr	@ LAK	0	2	2	1	17:34	
7-Apr	@ LAK	0	0	-1	0	19:21	
9-Apr	@ VGK	0	1	-2	0	21:44	
11-Apr	@ VGK	0	0	0	2	16:25	
12-Apr	@ COL	0	0	-1	2	15:32	
14-Apr	@ MIN	0	0	-2	0	14:26	
17-Apr	vs STL	0	1	1	0	17:36	
19-Apr	vs MIN	0	0	-1	2	17:12	
21-Apr	vs MIN	INI					
24-Apr	@ LAK	INI					
26-Apr	@ SJS	INI					
28-Apr	@ SJS	INI					
30-Apr	vs VGK	INI					
1-May	vs VGK	INI					
3-May	vs LAK	0	1	1	-1	0 22:23	
5-May	vs LAK	0	2	2	-1	0 19:52	
7-May	@ SJS	1	2	3	2	0 18:01	
8-May	@ SJS	1	0	1	-1	0 20:10	

## NHL MILESTONES

**100th NHL Game** Feb. 1/20 vs CHI



# 41

# JAROSLAV HALAK

(Yahr-roh-slav HA-lak)

**POSITION** GOALTENDER

**CATCHES** LEFT

**HEIGHT** 5'11"

**WEIGHT** 185 LBS

**BIRTHPLACE**

BRATISLAVA, SLOVAKIA

**BORN** MAY 13, 1985



**DRAFTED**

Montreal's ninth round selection, 271st overall in the 2003 NHL Entry Draft.

**ACQUIRED**

Signed as a free agent, July 28, 2021.

## CAREER HIGHLIGHTS

**2020.21** Posted a 9-6-4 record in 19 games played during his third season with the Bruins to go along with a 2.53 goals-against average and .905 save percentage...Had a five-game point streak (4-0-1) from Jan. 16-Feb.12, including a four-game game winning streak from Jan. 23-Feb. 12...Posted his first shutout of the season on Feb. 12 at NYR...Recorded his second shutout of the campaign on Mar. 11 vs NYR.

**2019.20** Had the NHL's sixth-best goals-against average at 2.39 and combined with Tuukka Rask to win the William M. Jennings Trophy fewest goals allowed in the League...Had a nine-game point streak from Oct. 14-Dec. 3 (6-0-3), and a seven-game win streak from Jan. 21-Mar. 5...Went 4-5 with a 2.76 goals-against-average and .902 save percentage in nine postseason games...Had a career-best four-game playoff win streak from Aug. 15-23 over the last three games of round one vs CAR and game one of round two vs TBL.

**2018.19** Allowed two goals or fewer in 19 of his 36 complete games, including five shutouts...Became the third netminder in team history with two shutouts in his first five starts with the Bruins (Frank Brimsek, 1938-39 and John Henderson, 1954-55)...Was the first goaltender to earn a shutout in his first start as a Bruin since 2002-03 (Jeff Hackett)...Had a seven-game point streak from Jan. 29-Mar. 5 (5-0-2, 1.77 goals-against average and .941 save percentage), including a five-game win streak from Feb. 10-Mar. 5...Had four assists on the season, which tied a club record for assists in a season by a goaltender.

**2017.18** Went 20-26-0 in 54 games, the third-most appearances of his NHL career...Had a four-game win streak from Oct. 19-30...Allowed two goals or less in 13 complete games, including his 42nd NHL shutout in a 3-0 win vs NYR on Feb. 15 in which he set a career-high for saves in a game with 50...Set a career-high in shots faced in the previous games with 51 on Feb. 13 vs Columbus.

**2016.17** Split the season between NY Islanders and Bridgeport (AHL)...Began the season in New York with a 6-8-5 record before his Dec. 31 assignment to Bridgeport...Registered a 17-7-3 record and two shutouts in 27 AHL games before his Mar. 23 recall to New York...Finished the season with a five-game win streak from Mar. 31-Apr. 8.

**2015.16** Had a seven-game point streak (5-0-2) from Nov. 16-Dec. 12...Allowed two goals or less in 21 of his complete games, including three shutouts...Recorded his 200th NHL win on Mar. 8 vs PIT.

**2014.15** Recorded career-highs in games played (59) and wins (38), which was a new Islanders record for wins in a season...Allowed two goals or less in 32 of his complete games, including six shutouts...Had an 11-game win streak from Nov. 5-Dec. 4, which surpassed Billy Smith's club record (10) and also had a seven-game win streak from Dec. 13-Jan. 2...Played his 300th NHL game on Jan. 4 at EDM.

**2013.14** Began the season in St. Louis with a 24-9-4 record, 2.23 GAA and four shutouts in 40 games before his Feb. 28 trade to Buffalo...Passed Glenn Hall to become the Blues' all-time shutouts leader...Traded from Buffalo to Washington on Mar. 5 and was 5-4-3 with a 2.31 GAA and one shutout in 12 games with the Capitals...Had six four-game win or point streaks with the Blues and had a six-game point streak at 3-0-3 from Mar. 14-30 with Washington...His combined 2.25 GAA ranked eighth overall in the NHL.

**2012.13** Appeared in 16 games for St. Louis during the shortened season, posting a record of 6-5-1...Had a five-game point streak at 4-0-1 from Jan. 19-Feb. 23...Allowed two goals or less in six games, including three shutouts.

**2011.12** Shared the Jennings Trophy with Brian Elliott for the lowest goals-against in the NHL and tied a modern-day NHL record as they combined for 15 shutouts...Had career highs in GAA (.97, fifth in the NHL) and save percentage (.926, seventh in the NHL)...Had an eight-game win streak from Feb. 23-Mar. 11...Had a 14-game point streak at 11-0-3 from Nov. 29-Jan. 21 and a ten-game point streak (9-0-1) from Feb. 23-Mar. 17...Earned his 100th NHL win on Feb. 25 at WPG and played his 200th NHL game on Mar. 17 at TBL.

**2010.11** Had a career-high seven shutouts, which ranked fourth in the NHL, including three in his first nine games and three vs NSH as he became the first Blues goaltender since 1969-70 (Jacques Plante) to blank the same opponent three times in one season...Had a seven-game point streak (6-0-1) from Oct. 18-Nov. 6...Allowed two goals or fewer in 30 of his complete games.

**2009.10** Tied for fourth in the NHL with a .924 save percentage...Allowed two goals or less in 23 of his complete games, including five shutouts...Had shutouts in consecutive games Apr. 2 vs PHI and Apr. 3 vs BUF...Played his 100th NHL game Apr. 8 at CAR...Appeared in 18 playoff games (9-9) for the Canadiens as they reached the Eastern Conference Final.

**2008.09** Played his first full NHL season...Had a four-game win streak from Jan. 4-10 while playing a season-best nine straight games...Allowed two goals or less in 13 of his complete games, including one shutout.

**2007.08** Spent most of the season in Hamilton with a 15-10-2 record and 2.10 GAA in 28 games...Recalled on three occasions to Montreal, playing six games with a 2-1-1 record...Won his first home game of the season on Mar. 15 with a 3-0 win vs NYI, becoming the first Canadiens rookie goaltender to win his first eight career home games.

**2006.07** Split the season between Montreal and their AHL affiliate in Hamilton...Went 16-11-0, led the AHL with a 2.00 GAA and was third overall with six shutouts in 28 AHL games...Played his first NHL game on Feb. 18, earning a 3-2 victory at CBJ...Became the first NHL goaltender to win his first seven home games since 1982-83 (Bob Froese, Philadelphia)...Had a five-game win streak from Mar. 17-27...Recorded his first two NHL shutouts, both vs Boston on Mar. 20 and Apr. 3.

### REGULAR SEASON

### PLAYOFFS

SEASON	CLUB	LGE	GP	W	L	T/OT	MIN	GA	SO	GAA	PCT	GP	W	L	MIN	GA	SO	GAA	PCT
2004.05	Lewiston	QMJHL	47	24	17	4	2,697	125	4	2.78	.913	8	4	4	460	27	0	3.52	.908
2005.06	Hamilton	AHL	13	7	6	0	786	30	3	2.29	.927	-	-	-	-	-	-	-	-
	Long Beach	ECHL	20	11	4	2	1,026	35	2	2.05	.932	4	2	2	252	13	0	3.10	.910
2006.07	Montreal	NHL	16	10	6	0	912	44	2	2.89	.906	-	-	-	-	-	-	-	-
	Hamilton	AHL	28	16	11	0	1,618	54	6	2.00	.932	2	0	1	77	3	0	2.33	.889
2007.08	Montreal	NHL	6	2	1	1	285	10	1	2.11	.934	-	-	-	-	-	-	-	-
	Hamilton	AHL	28	15	10	2	1,630	57	2	2.10	.929	-	-	-	-	-	-	-	-
2008.09	Montreal	NHL	34	18	14	1	1,931	92	1	2.86	.915	1	0	0	20	0	0	0.00	1.000
2009.10	Montreal	NHL	45	26	13	5	2,630	105	5	2.40	.924	18	9	9	1,013	43	0	2.55	.923
2010.11	St. Louis	NHL	57	27	21	7	3,294	136	7	2.48	.910	-	-	-	-	-	-	-	-
2011.12	St. Louis	NHL	46	26	12	7	2,747	90	6	1.97	.926	2	1	1	104	3	0	1.72	.935
2012.13	St. Louis	NHL	16	6	5	1	813	29	3	2.14	.899	-	-	-	-	-	-	-	-
2013.14	St. Louis	NHL	40	24	9	4	2,238	83	4	2.23	.917	-	-	-	-	-	-	-	-
	Washington	NHL	12	5	4	3	701	27	1	2.31	.930	-	-	-	-	-	-	-	-
2014.15	NY Islanders	NHL	59	38	17	4	3,550	144	6	2.43	.914	7	3	4	418	16	0	2.30	.926
2015.16	NY Islanders	NHL	36	18	13	4	2,091	80	3	2.30	.919	-	-	-	-	-	-	-	-
2016.17	NY Islanders	NHL	28	12	9	5	1,605	75	2	2.80	.915	-	-	-	-	-	-	-	-
	Bridgeport	AHL	27	17	7	1	1,536	55	2	2.15	.925	-	-	-	-	-	-	-	-
2017.18	NY Islanders	NHL	54	20	26	6	3,024	161	1	2.39	.908	-	-	-	-	-	-	-	-
2018.19	Boston	NHL	40	22	11	4	2,308	90	5	2.34	.922	-	-	-	-	-	-	-	-
2019.20	Boston	NHL	31	18	6	6	1,833	73	3	2.39	.919	9	4	5	543	25	0	2.76	.902
2020.21	Boston	NHL	19	9	6	4	1,090	46	2	2.53	.905	-	-	-	-	-	-	-	-
<b>NHL TOTALS</b>			<b>539</b>	<b>281</b>	<b>173</b>	<b>62</b>	<b>31,052</b>	<b>1,285</b>	<b>52</b>	<b>2.48</b>	<b>.916</b>	<b>39</b>	<b>17</b>	<b>20</b>	<b>2,176</b>	<b>90</b>	<b>0</b>	<b>2.48</b>	<b>.919</b>

### CAREER HIGHS

<b>Most Shots Faced</b>	51: FEB. 13/18 vs CBJ
<b>Most Saves in a Game</b>	50: FEB. 15/18 vs NYR
<b>Shootout Record</b>	33-36
<b>Penalty Shot Record</b>	2/4 – LATEST MAR. 5/18 at VAN (GOAL, ARCHIBALD)

### NHL FIRSTS

<b>First Game</b>	Feb. 18/07 at CBJ
<b>First Win</b>	Feb. 18/07 at CBJ
<b>First Shutout</b>	Mar. 20/07 vs BOS

### STREAKS

<b>Longest Streak w/o Regulation Loss</b>	14 games	Nov. 29-Jan. 21/12: 11-0-3
<b>Longest Winning Streak</b>	11 games	Nov. 5-Dec. 4/14
<b>Consecutive Starts</b>	9 games	Three Times (latest Mar. 29-Oct. 23/15: 5-2-2)

### HONOURS

William M. Jennings Trophy: 2012, 2020	NHL All-Star Game: 2015
--	-------------------------

### INTERNATIONAL

World Cup: 2016 (Silver)	World Championships: 2011, 2009, 2007	World U18 Championships: 2003 (Silver), 2002
Olympics: 2014, 2010	World Junior Championships: 2005, 2004	

### HALAK vs NHL

TEAM	GPI	GA	SO	W	L	OT	GAA	SV%	TEAM	GPI	GA	SO	W	L	OT	GAA	SV%
Anaheim	19	43	1	11	6	1	2.49	.911	Nashville	26	52	4	15	4	6	1.99	.927
Arizona	15	28	2	10	3	2	1.87	.936	New Jersey	29	64	3	13	9	5	2.25	.925
Boston	17	41	2	8	9	0	2.39	.925	NY Islanders	12	26	2	7	2	3	2.18	.929
Buffalo	17	34	4	13	4	0	2.08	.923	NY Rangers	35	79	5	24	9	1	2.33	.927
Calgary	17	37	2	10	6	1	2.17	.924	Ottawa	18	43	0	8	7	3	2.49	.919
Carolina	14	34	2	6	6	1	2.61	.921	Philadelphia	20	48	3	11	6	3	2.40	.915
Chicago	15	30	2	9	2	3	2.05	.930	Pittsburgh	25	65	1	13	10	2	2.65	.914
Colorado	14	38	1	6	6	2	2.76	.906	San Jose	15	36	2	7	6	0	2.68	.907
Columbus	26	65	1	14	7	3	2.63	.917	St. Louis	3	14	0	0	2	1	4.56	.860
Dallas	13	38	1	5	7	1	3.19	.888	Tampa Bay	10	25	0	4	5	0	2.93	.893
Detroit	17	54	1	7	7	2	3.62	.874	Toronto	20	57	0	10	4	5	2.90	.910
Edmonton	17	36	3	9	4	3	2.17	.908	Vancouver	19	45	1	7	5	4	2.66	.908
Florida	20	48	2	13	5	2	2.36	.926	Vegas	5	9	0	5	0	0	1.77	.948
Los Angeles	18	43	2	6	10	2	2.47	.912	Washington	25	63	1	11	11	1	2.70	.905
Minnesota	14	27	2	5	3	4	2.12	.925	Winnipeg	13	38	0	8	4	1	3.12	.898
Montreal	11	25	2	6	4	0	2.45	.909									

### 2020.21 GAME BY GAME

13-Jan @NJD	DNP								18-Feb vs NJD	L	3	26	57:55	25-Mar vs NYI	O	4	21	40:21	18-Apr vs WSH	INJ				
15-Jan @NJD	O	2	31	64:58					21-Feb vs PHI	DNP				27-Mar vs BUF	DNP				20-Apr @BUF	DND				
17-Jan @NYI	DNP								25-Feb @NYI	L	7	37	59:48	28-Mar vs NJD	L	1	29	58:24	22-Apr @BUF	L				
20-Jan vs PHI	DNP								26-Feb @NYR	DNP				30-Mar vs NJD	W	4	35	64:59	23-Apr @BUF	L	1	5	17:19	
22-Jan vs PHI	W	1	17	60:00					28-Feb @NYR	DNP				1-Apr vs PIT	DNP				25-Apr @PIT	DND				
25-Jan vs PIT	DNP								3-Mar vs WSH	DNP				3-Apr vs PHI	W	5	28	60:00	27-Apr @PIT	DND				
27-Jan vs PIT	W	1	17	60:00					5-Mar vs WSH	W	1	32	60:00	6-Apr @PHI	INJ				29-Apr vs BUF	DND				
29-Jan @WSH	DNP								7-Mar vs NJD	DNP				8-Apr @PHI	INJ				1-May vs BUF	DND				
1-Feb @WSH	W	3	26	59:29					9-Mar @NYI	O	1	27	65:00	8-Apr @WSH	INJ				3-May @NJD	DND				
3-Feb @PHI	DNP								11-Mar vs NYR	W	0	27	60:00	10-Apr @PHI	INJ				4-May @NJD	O	4	21	62:41	
5-Feb @PHI	DNP								13-Mar vs NYR	L	4	33	60:00	11-Apr vs WSH	INJ				6-May vs NYR	DND				
10-Feb @NYR	DNP								15-Mar @PIT	L	3	25	59:19	13-Apr vs BUF	INJ				8-May vs NYR	DNP				
12-Feb @NYR	W	0	21	60:00					16-Mar @PIT	DNP				15-Apr vs NYI	INJ				10-May vs NYR	DND				
13-Feb @NYI	DNP								18-Mar @BUF	W	1	24	59:48	16-Apr vs NYI	INJ				11-May @WSH	DNP				



# 27 TRAVIS HAMONIC

(TRA-vihs HA-mohn-ihk)

## POSITION DEFENCE

SHOOTS RIGHT

HEIGHT 6'2"

WEIGHT 205 LBS

BIRTHPLACE

ST. MALO, MB

BORN AUG. 16, 1990



## DRAFTED

The New York Islanders' second round selection 53rd overall in the 2008 NHL Entry Draft.

## ACQUIRED

Signed as a free agent on January 12, 2021.

## CAREER HIGHLIGHTS

**2020.21** Completed his 11th NHL season (first with Vancouver) with 10 points (3-7-10) and 39 penalty minutes in 38 games played...Made his Canucks debut and recorded his first point as a Canucks (assist), Jan. 13 at EDM...Registered an assist and led all Canucks in TOI (23:06) and plus-minus (+4), Apr. 20 vs TOR...Posted his second career Gordie Howe Hat Trick (goal, assist, fight), May 6 at EDM...Notched goals in back-to-back games against his former team, May 16-18 vs CGY.

**2019.20** Skated in 50 games during his 10th NHL season, collecting 12 points (3-9-12) and 27 penalty minutes...Ranked second among Calgary defencemen in blocked shots (110) and time on ice per game (21:12)...Recorded three points (1-2-3) in two games from Dec. 10-12...Matched a season-high +3 rating, Jan. 2 vs NYR...Had points in back-to-back games, Jan. 16-18 at TOR and OTT.

**2018.19** Played in his ninth NHL season and second with Calgary, recording 19 points (7-12-19) and 33 penalty minutes...Set a personal best for goals in a season (7)...Led all Flames skaters in hits with 167...Established a career-high in blocked shots (8), Feb. 9 at VAN...Set a career-high for plus-minus with a +5 rating, Mar. 12 vs NJD...Notched his first goal of the season, Oct. 27 vs WSH...Tallied the game-winning goal Nov. 10 at LAK...Scored a shorthanded marker on Dec. 29 vs VAN...Skated in five playoff games during a first-round series vs COL.

**2017.18** Appeared in 74 games during his first season with the Calgary Flames, recording 11 points (1-10-11)...Led all Flames defencemen in penalty minutes (79)...Tied for third in hits by Calgary defencemen (83) and ranked third among all skaters with 124 blocked shots...Played in his first game as a Flame on Oct. 4 at EDM...Scored his first goal as a Flame on Oct. 14 at VAN...Skated in his 500th career NHL game, Feb. 19 vs BOS.

**2016.17** Registered 14 points (3-11-14) and 60 penalty minutes in 49 games with the Islanders...Appeared in his 400th career NHL game, Oct. 21 vs ARI...Scored a goal and a power play assist, Oct. 27 at PIT...Collected a season-high with six blocked shots, Dec. 6 vs NYR...Tallied two assists, Dec. 23 vs BUF...Notched his third goal of the season, Mar. 18 vs CBJ...Won the 2017 NHL Foundation Award.

**2015.16** Scored 21 points (5-16-21) in 72 games during his sixth season with the Islanders...Led all Islanders in average time on ice (23:49)...Led the club in TOI in 36 of his 72 games...Matched his career high in goals...Recorded two, three-game point streaks: Nov. 20-25 (1-2-3), March 1-6 (1-2-3)...Missed four games with a lower body injury from Jan. 9-17...Recorded his 100th career assist on Jan. 22 at OTT...Scored his first career shorthanded goal on Feb. 11 at LAK.

**2014.15** Established career highs in points (33), assists (28) and plus-minus rating (+15) in 71 games during his fifth season with the Islanders...Matched his career high in goals (5)...Led all Islanders in average time on ice (21:47) and finished third overall in plus-minus...Led all defencemen in assists and placed fifth overall on the club...Recorded four multi-point game...Played in his 300th NHL game on Feb. 17 at Carolina...Recorded his 100th NHL point (goal) on Feb. 21 at WSH.

**2013.14** Scored 18 points (3-15-18) during his fourth season with the Islanders...Finished second on the team in average time on ice (25:00) and blocked shots (132)...Finished sixth in the NHL in even-strength time on ice (20:39)...Recorded four multi-point games...Appeared in his 200th NHL game on Nov. 9 at CBJ.

**2012.13** Scored 10 points (3-7-10) in 48 games during his third NHL season with the Islanders...Was one of eight Islanders to appear in every game...Led the Islanders in shifts per game (27.2) and ranked fourth in average time on ice (22:48)...Scored the Islanders' first goal of the season on Jan. 19 vs NJD...Recorded his 50th career assist on Mar. 22 vs PIT...Scored his first career game-winning goal on Apr. 1 at NJD...Appeared in 21 games with Bridgeport during the NHL Lockout, recording 10 points (4-6-10) and two game-winning goals.

**2011.12** Scored 24 points (2-22-24) in 73 games during his second season with the Islanders...Led the team with a +6 rating...Finished second amongst team defencemen in points for the second-straight season and ranked sixth on the team in assists...Placed second on the team in shifts per game (26.1) and third in average time on ice (22:25)...Appeared in his 100th NHL game on Jan. 6 at ANA...Matched a career high with a three-point game (1-2-3) on Mar. 13 vs WSH.

**2010.11** Scored 26 points (5-21-26) in 62 games as a rookie with the Islanders...Led all defencemen in goals and ranked second in assists and points...Ranked fourth on the team with 103 penalty minutes...Made his NHL debut on Nov. 24 vs Columbus...Recorded his first NHL point (assist) on Dec. 2 vs NY Rangers...Scored his first NHL goal on Feb. 1 at ATL...Recorded his first two-assist game, including his 10th assist of the season, Feb. 5 vs OTT...Had three points (1-2-3) and a fight on Feb. 11 vs PIT...Appeared in 19 AHL games with Bridgeport before being recalled by the Islanders for the remainder of the season...Totaled seven points (2-5-7) and 45 penalty minutes with Bridgeport...Recorded his first professional goal on the power play at Portland on Nov. 15.

**2009.10** Split his fourth WHL season with the Moose Jaw Warriors and Brandon Wheat Kings totaling 44 points (11-33-44) in 31 games...Skated for Team Canada in the IIHF World Junior Championships in 2010 receiving a silver medal.

## REGULAR SEASON

SEASON	CLUB	LEA	GP	G	A	PTS	PIM	GP	G	A	PTS	PIM
2006.07	Moose Jaw	WHL	22	0	3	3	30	-	-	-	-	-
2007.08	Moose Jaw	WHL	61	5	17	22	101	6	0	1	1	6
2008.09	Moose Jaw	WHL	57	13	27	40	126	-	-	-	-	-
2009.10	Moose Jaw	WHL	31	10	29	39	48	-	-	-	-	-
	Brandon	WHL	10	1	4	5	17	15	4	7	11	23
2010.11	<b>NY Islanders</b>	<b>NHL</b>	<b>62</b>	<b>5</b>	<b>21</b>	<b>26</b>	<b>103</b>	-	-	-	-	-
	Bridgeport	AHL	19	2	5	7	45	-	-	-	-	-
2011.12	<b>NY Islanders</b>	<b>NHL</b>	<b>73</b>	<b>2</b>	<b>22</b>	<b>24</b>	<b>73</b>	-	-	-	-	-
2012.13	<b>NY Islanders</b>	<b>NHL</b>	<b>48</b>	<b>3</b>	<b>7</b>	<b>10</b>	<b>28</b>	<b>6</b>	<b>0</b>	<b>1</b>	<b>1</b>	<b>23</b>
	Bridgeport	AHL	21	4	6	10	37	-	-	-	-	-
2013.14	<b>NY Islanders</b>	<b>NHL</b>	<b>69</b>	<b>3</b>	<b>15</b>	<b>18</b>	<b>68</b>	-	-	-	-	-
2014.15	<b>NY Islanders</b>	<b>NHL</b>	<b>71</b>	<b>5</b>	<b>28</b>	<b>33</b>	<b>85</b>	-	-	-	-	-
2015.16	<b>NY Islanders</b>	<b>NHL</b>	<b>72</b>	<b>5</b>	<b>16</b>	<b>21</b>	<b>35</b>	<b>11</b>	<b>1</b>	<b>2</b>	<b>3</b>	<b>8</b>
2016.17	<b>NY Islanders</b>	<b>NHL</b>	<b>49</b>	<b>3</b>	<b>11</b>	<b>14</b>	<b>60</b>	-	-	-	-	-
2017.18	<b>Calgary</b>	<b>NHL</b>	<b>74</b>	<b>1</b>	<b>10</b>	<b>11</b>	<b>79</b>	-	-	-	-	-
2018.19	<b>Calgary</b>	<b>NHL</b>	<b>69</b>	<b>7</b>	<b>12</b>	<b>19</b>	<b>33</b>	<b>5</b>	<b>0</b>	<b>0</b>	<b>0</b>	<b>2</b>
2019.20	<b>Calgary</b>	<b>NHL</b>	<b>50</b>	<b>3</b>	<b>9</b>	<b>12</b>	<b>27</b>	-	-	-	-	-
2020.21	<b>Vancouver</b>	<b>NHL</b>	<b>38</b>	<b>3</b>	<b>7</b>	<b>10</b>	<b>39</b>	-	-	-	-	-
<b>VANCOUVER</b>			<b>38</b>	<b>3</b>	<b>7</b>	<b>10</b>	<b>39</b>	-	-	-	-	-
<b>NHL TOTALS</b>			<b>675</b>	<b>40</b>	<b>158</b>	<b>198</b>	<b>630</b>	<b>22</b>	<b>1</b>	<b>3</b>	<b>4</b>	<b>33</b>

## CAREER HIGHS

<b>Most Goals in a Game</b>	1: 40 TIMES – LATEST MAY 18/21 vs CGY
<b>Most Assists in a Game</b>	2: 16 TIMES – LATEST DEC. 4/18 at CBJ
<b>Most Points in a Game</b>	3: TWICE – LATEST MAR. 13/12 vs WSH: 1-2-3
<b>Hat Tricks</b>	0
<b>Game-Winning Goals</b>	3: LATEST NOV. 10/18 at LAK
<b>Power Play Goals</b>	6: LATEST NOV. 26/14 vs WSH
<b>Shorthanded Goals</b>	2: LATEST DEC. 29/18 vs VAN
<b>Overtime Points</b>	0-3-3
<b>Shootout Record</b>	0/0: 0 GDG
<b>Penalty Shot Record</b>	0/0

## NHL FIRSTS

<b>First Game</b>	Nov. 24/10 vs CBJ
<b>First Goal</b>	Feb. 1/11 at ATL
<b>First Assist</b>	Dec. 2/10 vs NVR

## STREAKS

<b>Goals</b>	2 games	Three Times (latest May 16-18/21: 2 goals)
<b>Assists</b>	4 games	Feb. 7-12/15: 5 assists
<b>Points</b>	4 games	Feb. 7-12/15: 0-5-5

## HONOURS

NHL Foundation Player Award: 2017  
 CHL Memorial Cup All-Star Team: 2010  
 WHL (East) Second All-Star Team: 2010

## INTERNATIONAL

World Junior Championships: 2010 (Silver)  
 U18 World Junior Championships: 2008 (Gold)

## HAMONIC vs NHL

TEAM	GP	G	A	PTS	PIM	TEAM	GP	G	A	PTS	PIM
Anaheim	18	1	3	4	7	Montreal	27	1	2	3	18
Arizona	19	0	2	2	6	Nashville	15	0	4	4	4
Boston	23	0	6	6	4	New Jersey	33	3	6	9	58
Buffalo	24	0	10	10	16	NY Islanders	4	1	1	2	2
Calgary	15	2	6	8	6	NY Rangers	31	1	13	14	45
Carolina	28	1	8	9	24	Ottawa	29	2	10	12	26
Chicago	18	1	5	6	14	Philadelphia	29	1	3	4	25
Colorado	15	1	1	2	2	Pittsburgh	36	4	11	15	83
Columbus	20	2	6	8	18	San Jose	19	0	1	1	15
Dallas	16	0	2	2	14	St. Louis	13	1	3	4	6
Detroit	16	0	1	1	36	Tampa Bay	22	0	3	3	21
Edmonton	31	1	9	10	24	Toronto	32	2	10	12	24
Florida	20	1	7	8	44	Vancouver	18	3	5	8	22
Los Angeles	18	2	2	4	10	Vegas	9	1	2	3	13
Minnesota	19	2	2	4	16	Washington	30	5	7	12	10

## 2020.21 GAME BY GAME

13-Jan	@ EDM	0	1	2	4	19:55
14-Jan	@ EDM	0	1	0	0	16:27
16-Jan	@ CGY	0	0	0	0	22:05
18-Jan	vs MTL	0	0	-1	0	16:34
20-Jan	vs MTL	0	0	-1	0	15:55
21-Jan	vs MTL	INI				
22-Jan	vs MTL	INI				
25-Jan	vs OTT	INI				
27-Jan	vs OTT	INI				
28-Jan	vs OTT	INI				
30-Jan	@ WPG	INI				
1-Feb	@ MTL	INI				
2-Feb	@ MTL	INI				
4-Feb	@ TOR	INI				
6-Feb	@ TOR	INI				
8-Feb	@ TOR	INI				
11-Feb	vs CGY	INI				
13-Feb	vs CGY	INI				
15-Feb	vs CGY	INI				
17-Feb	vs CGY	INI				
19-Feb	vs WPG	INI				
21-Feb	vs WPG	INI				
23-Feb	vs EDM	INI				
25-Feb	vs EDM	0	0	0	0	11:01
1-Mar	@ WPG	0	0	0	0	19:45
2-Mar	@ WPG	0	0	-1	2	16:55
4-Mar	vs TOR	0	0	-1	0	19:28
6-Mar	vs TOR	0	0	0	0	21:15
8-Mar	vs MTL	0	0	0	0	16:41
10-Mar	vs MTL	0	0	0	0	19:08
13-Mar	vs EDM	0	0	0	0	20:34
15-Mar	@ OTT	0	0	-1	2	16:03
17-Mar	@ OTT	0	0	0	0	19:05
19-Mar	@ MTL	0	0	0	0	19:30
20-Mar	@ MTL	0	0	1	0	20:06
22-Mar	vs WPG	0	0	-1	0	19:08
24-Mar	vs WPG	0	0	0	0	17:59
18-Apr	vs TOR	0	0	0	0	25:13
20-Apr	vs TOR	0	1	4	4	23:06
22-Apr	vs OTT	0	0	0	0	17:16:00
24-Apr	vs OTT	0	1	1	0	20:02
26-Apr	@ OTT	0	0	0	0	21:43
28-Apr	@ OTT	0	0	-1	5	18:52
19-Apr	@ TOR	0	0	-2	0	21:39
1-May	@ TOR	0	0	1	0	19:04
3-May	vs EDM	0	0	-2	0	20:53
4-May	vs EDM	0	0	0	0	18:23
6-May	@ EDM	1	2	1	5	15:57
8-May	@ EDM	0	0	-1	2	19:29
10-May	@ WPG	0	0	0	0	19:09
11-May	@ WPG	0	0	-2	0	18:01
13-May	@ CGY	0	1	1	1	23:09
15-May	@ EDM	0	0	0	0	22:54
16-May	vs CGY	1	0	1	0	26:36
18-May	vs CGY	1	2	1	2	20:09
19-May	@ CGY	0	0	0	-1	18:04

## NHL MILESTONES

<b>100th NHL Game</b>	Jan. 6/12 at ANA
<b>300th NHL Game</b>	Feb. 17/15 at CAR
<b>500th NHL Game</b>	Feb. 19/18 vs BOS
<b>100th NHL Assist</b>	Jan. 22/16 at OTT
<b>100th NHL Point</b>	Feb. 21/15 at WSH



# 15 MATTHEW HIGHMORE

(MA-thew HIGH-mohr)

POSITION CENTRE

SHOOTS LEFT

HEIGHT 5'11"

WEIGHT 188 LBS

BIRTHPLACE

HALIFAX, NS

BORN FEB. 27, 1996



## ACQUIRED

From the Chicago Blackhawks in exchange for Adam Gaudette on April 12, 2021.

 @MHighmore15

 mhighmore15

## CAREER HIGHLIGHTS

**2020.21** Split his third NHL season between Chicago (0-2-2 in 24 games) and Vancouver (3-2-5 in 18 games), collecting seven points (3-4-7) and eight penalty minutes in 42 games...Recorded his first point of the season (assist), Feb. 11 vs CBJ...Acquired by Vancouver in exchange for Adam Gaudette on Apr. 12...Was a +2 in his Canucks debut, Apr. 20 vs TOR...Registered his first point as a Canuck (assist), May 6 at EDM...Notched his first goal as a Canuck, May 13 at CGY...Recorded the first multi-point game (2-0-2) and game-winning goal of his career, May 15 at EDM.

**2019.20** Split the season between Chicago and Rockford...Posted single-season NHL highs in goals (2), assists (4), points (6) and games played (36)...Made his season debut with the Blackhawks on Nov. 26 vs DAL...Picked up his first career NHL assist on Dec. 23 vs NJD...Netted his first goal of the season on Dec. 27 vs NYL...Picked up a season-best four hits on Jan. 11 vs ANA...Notched his second goal of the season on Feb. 25 at STL...Recorded four points (3-1-4) in nine NHL playoff games with Chicago...Registered 12 points (4-8-12) in 21 games with the IceHogs.

**2018.19** Served as alternate captain for the Rockford IceHogs...Scored nine points (3-6-9) in 12 games for Rockford...Missed time due to a shoulder injury.

**2017.18** Split the season between Chicago and the Rockford IceHogs of the AHL...Made his professional debut on Oct. 7 at CLE, recording his first AHL points (1-1-2)...Tallied 43 points (24-19-43) in 64 regular-season games with Rockford...Ranked first among IceHogs skaters in goals (24), second in points (43), and ranked fifth in assists (19)...Notched nine points (2-7-9) in 13 postseason games with the IceHogs...Appeared in 13 NHL games with the Blackhawks, notching two goals...Made his NHL debut on Mar. 1 at SJS...Scored his first NHL goal on Mar. 10 at BOS.

**2016.17** Served as alternate captain for Saint John (QMJHL)...Tallied career-highs in goals (34), assists (55) and points (89) in 64 regular-season games...Led Saint John in assists (55) and points (89) while finishing third in goals (34)...Helped Saint John to the QMJHL Championship...Notched three assists in four games in the Memorial Cup...Recorded 24 points (6-18-24) in 18 postseason games.

## REGULAR SEASON

## PLAYOFFS

## 2020-21 GAME BY GAME

SEASON	CLUB	LEA	GP	G	A	PTS	PIM	GP	G	A	PTS	PIM
2012.13	Saint John	QMJHL	30	4	5	9	26	4	0	0	0	8
2013.14	Saint John	QMJHL	68	19	31	50	62	-	-	-	-	-
2014.15	Saint John	QMJHL	62	11	13	24	60	5	0	1	1	6
2015.16	Saint John	QMJHL	65	22	53	75	38	17	9	11	20	12
2016.17	Saint John	QMJHL	64	34	55	89	46	18	6	18	24	14
<b>2017.18</b>	<b>Chicago</b>	<b>NHL</b>	<b>13</b>	<b>2</b>	<b>0</b>	<b>2</b>	<b>0</b>	-	-	-	-	-
	Rockford	AHL	64	24	19	43	24	13	2	7	9	2
2018.19	Rockford	AHL	12	3	6	9	6	-	-	-	-	-
<b>2019.20</b>	<b>Chicago</b>	<b>NHL</b>	<b>36</b>	<b>2</b>	<b>4</b>	<b>6</b>	<b>6</b>	<b>9</b>	<b>3</b>	<b>1</b>	<b>4</b>	<b>2</b>
	Rockford	AHL	21	4	8	12	14	-	-	-	-	-
<b>2020.21</b>	<b>Chicago</b>	<b>NHL</b>	<b>24</b>	<b>0</b>	<b>2</b>	<b>2</b>	<b>6</b>	-	-	-	-	-
	Vancouver	NHL	<b>18</b>	<b>3</b>	<b>2</b>	<b>5</b>	<b>2</b>	-	-	-	-	-
<b>VANCOUVER TOTALS</b>			<b>18</b>	<b>3</b>	<b>2</b>	<b>5</b>	<b>2</b>	-	-	-	-	-
<b>NHL TOTALS</b>			<b>91</b>	<b>7</b>	<b>8</b>	<b>15</b>	<b>14</b>	<b>9</b>	<b>3</b>	<b>1</b>	<b>4</b>	<b>2</b>

## CAREER HIGHS

## Most Goals in a Game

2: MAY 15/21 at EDM

## Most Assists in a Game

1: EIGHT TIMES – LATEST MAY 10/21 at WPG

## Most Points in a Game

2: MAY 15/21 at EDM: 2-0-2

## Hat Tricks

0

## Game-Winning Goals

1: MAY 15/21 at EDM

## Power Play Goals

0

## Shorthanded Goals

0

## Overtime Points

0-0-0

## Shootout Record

0/1: 0 GDG

## Penalty Shot Record

0/0

## NHL FIRSTS

First Game Mar. 1/18 at SJ

First Goal Mar. 10/18 at BOS

First Assist Dec. 23/19 vs NJ

## STREAKS

Goals 2 games May 13-15/21 (3 goals)

Assists N/A

Points 2 games Twice (latest May 13-15/21): 3-0-3

## HONOURS

QMJHL Champion: 2017

AHL All-Star Game: 2018

## HIGHMORE vs NHL

TEAM	GP	G	A	PTS	PIM	TEAM	GP	G	A	PTS	PIM
Anaheim	3	0	1	1	0	Minnesota	1	0	0	0	0
Arizona	1	0	0	0	0	Montreal	1	0	0	0	0
Boston	2	1	0	1	0	Nashville	5	0	0	0	0
Buffalo	1	0	0	0	0	New Jersey	1	0	1	1	0
Calgary	6	1	1	2	0	NY Islanders	2	1	0	1	2
Carolina	3	0	0	0	0	NY Rangers	1	0	0	0	0
Colorado	4	0	0	0	2	Ottawa	5	0	0	0	2
Columbus	6	0	1	1	4	San Jose	3	0	0	0	0
Dallas	5	0	0	0	2	St. Louis	4	1	0	1	2
Detroit	4	0	1	1	0	Tampa Bay	6	0	0	0	0
Edmonton	7	2	1	3	0	Toronto	4	0	0	0	0
Florida	6	0	0	0	0	Vancouver	2	1	0	1	0
Los Angeles	1	0	0	0	0	Winnipeg	7	0	2	2	0

13-Jan	@ TBL	0	0	0	0	10:47
15-Jan	@ TBL	0	0	0	0	8:45
17-Jan	@ FLA	0	0	0	0	8:26
19-Jan	@ FLA	DNP				
22-Jan	vs DET	DNP				
24-Jan	vs DET	DNP				
26-Jan	@ NSH	0	0	0	0	8:49
27-Jan	@ NSH	DNP				
29-Jan	vs CBJ	DNP				
31-Jan	vs CBJ	0	0	0	0	10:43
2-Feb	vs CAR	0	0	0	-1	8:21
4-Feb	vs CAR	0	0	0	0	8:05
7-Feb	@ DAL	0	0	0	0	10:15
9-Feb	@ DAL	DNP				
11-Feb	vs CBJ	0	1	1	2	13:01
13-Feb	vs CBJ	0	0	-1	0	8:33
15-Feb	@ DET	DNP				
17-Feb	@ DET	DNP				
19-Feb	@ CAR	DNP				
23-Feb	@ CBJ	0	0	0	2	8:04
25-Feb	@ CBJ	0	0	0	0	8:23
27-Feb	vs DET	0	0	0	-1	10:07
28-Feb	vs DET	0	1	1	1	9:32
4-Mar	vs TBL	0	0	0	0	8:11
5-Mar	vs TBL	0	0	-1	0	5:43
7-Mar	vs TBL	0	0	0	0	7:57
9-Mar	@ DAL	0	0	-1	2	10:13
11-Mar	@ DAL	0	0	0	-1	5:50
13-Mar	@ FLA	0	0	-1	0	10:48
15-Mar	@ FLA	0	0	0	0	9:48
18-Mar	@ TBL	DNP				
20-Mar	@ TBL	DNP				
23-Mar	vs FLA	DNP				
25-Mar	vs FLA	0	0	0	0	5:28
27-Mar	vs NSH	DNP				
28-Mar	vs NSH	0	0	0	0	7:17
30-Mar	vs CAR	DNP				
1-Apr	vs CAR	DNP				
3-Apr	@ NSH	0	0	0	0	8:53
6-Apr	vs DAL	DNP				
8-Apr	@ DAL	DNP				
10-Apr	@ CBJ	DNP				
ACQUIRED BY VANCOUVER						
18-Apr	vs TOR	DNP				
20-Apr	vs TOR	0	0	2	0	15:54
22-Apr	vs OTT	0	0	0	2	13:46
24-Apr	vs OTT	0	0	-1	0	15:39
26-Apr	@ OTT	0	0	0	0	13:51
28-Apr	@ OTT	0	0	0	0	16:09
29-Apr	@ TOR	0	0	-1	0	11:49
1-May	@ TOR	0	0	-2	0	14:39
3-May	vs EDM	0	0	0	0	13:03
4-May	vs EDM	0	0	0	0	13:15
6-May	@ EDM	0	1	2	0	15:18
9-May	@ EDM	0	0	-1	0	14:11
10-May	@ WPG	0	1	1	0	20:15
11-May	@ WPG	0	0	0	0	12:11
13-May	@ CGY	1	0	-1	0	17:27
15-May	@ EDM	2	0	2	1	17:35



# 21 NILS HÖGLÄNDER

(NIHLZ HOHG-lan-duhr)

**POSITION** LEFT WING

**SHOOTS** LEFT

**HEIGHT** 5'9"

**WEIGHT** 185 LBS

**BIRTHPLACE**  
BOCKTRÄSK, SWE

**BORN** DEC. 20, 2000



## DRAFTED

Vancouver's second round selection,  
40th overall in the 2019 NHL Entry  
Draft.

 nilshoglander

## CAREER HIGHLIGHTS

**2020.21** Split the season between Vancouver and Rogle BK, posting 27 points (13-14-27) and 16 penalty minutes in 56 games for Vancouver and 14 points (5-9-14) in 23 games for Rogle...Finished tied for sixth in the NHL in rookie scoring and third in shots (118)...Made his NHL debut and scored his first NHL goal, Jan. 13 at EDM...Picked up his first career assist, Jan. 21 vs MTL...Recorded his first career multi-point game (0-2-2), Feb. 17 at CGY...Extended his goal streak to three games, Apr. 20 vs TOR...Recorded his first career multi-goal game (2-0-2), May 10 at WPG...Awarded the Pavel Bure Award as the team's "Most Exciting Player".

**2019.20** Set a career-high with 16 points (9-7-16) in 41 games for Rogle BK Angleholm of the Swedish Hockey League...Finished third in scoring at the 2020 IIHF World Junior Championships with 11 points (5-6-) in seven games for Sweden (bronze).



## REGULAR SEASON

SEASON	CLUB	LEA	GP	G	A	PTS	PIM
2016.17	AIK	Swe-1	24	5	3	8	18
2017.18	AIK	Swe-1	34	3	4	7	6
2018.19	Rogle BK	SweHL	50	7	7	14	22
2019.20	Rogle BK	SweHL	41	9	7	16	39
<b>2020.21</b>	<b>Vancouver</b>	<b>NHL</b>	<b>56</b>	<b>13</b>	<b>14</b>	<b>27</b>	<b>16</b>
	Rogle BK	SweHL	23	5	9	14	33
<b>VANCOUVER/NHL TOTALS</b>			<b>56</b>	<b>13</b>	<b>14</b>	<b>27</b>	<b>16</b>

## PLAYOFFS

GP	G	A	PTS	PIM
3	0	0	0	0
5	0	1	1	4
2	0	0	0	0
-	-	-	-	-
-	-	-	-	-
-	-	-	-	-
-	-	-	-	-

## 2020.21 GAME BY GAME

13-Jan	@ EDM	1	0	1	2	0	16:23
14-Jan	@ EDM	0	0	0	-1	2	21:45
16-Jan	@ CGY	0	0	0	0	2	17:52
18-Jan	@ CGY	0	0	0	-1	0	12:46
20-Jan	vs MTL	0	0	0	0	0	14:07
21-Jan	vs MTL	0	1	1	-2	0	10:59
23-Jan	vs MTL	1	0	1	-1	0	10:38
25-Jan	vs OTT	0	1	1	3	0	12:51
27-Jan	vs OTT	0	0	0	0	0	12:50
28-Jan	vs OTT	0	1	1	1	0	11:17
30-Jan	@ WPG	1	0	1	0	0	14:51
1-Feb	@ MTL	0	0	0	-1	0	14:06
2-Feb	@ MTL	0	0	0	0	0	15:06
4-Feb	@ TOR	0	1	1	-1	0	14:13
6-Feb	@ TOR	0	0	0	-1	0	14:35
8-Feb	@ TOR	0	0	0	-1	0	14:56
11-Feb	vs CGY	0	0	0	-1	0	19:10
13-Feb	vs CGY	0	0	0	0	0	16:51
15-Feb	vs CGY	0	0	0	-1	0	18:24
17-Feb	vs CGY	0	2	2	1	0	15:51
19-Feb	vs WPG	0	0	0	0	0	17:18
21-Feb	vs WPG	0	0	0	0	2	16:45
23-Feb	vs EDM	0	0	1	0	0	14:42
25-Feb	vs EDM	0	0	0	-1	0	16:05
1-Mar	@ WPG	1	0	1	1	0	13:50
2-Mar	@ WPG	0	0	0	-2	0	15:01
4-Mar	vs TOR	0	0	1	1	0	15:03
6-Mar	vs TOR	1	0	1	1	0	15:09
8-Mar	vs MTL	0	0	0	2	0	16:51
10-Mar	vs MTL	0	0	0	-2	0	13:04
13-Mar	vs EDM	0	1	1	1	2	14:08
15-Mar	@ OTT	0	0	0	0	0	14:51
17-Mar	@ OTT	0	1	1	1	0	15:16
19-Mar	@ MTL	1	0	1	0	0	14:15
20-Mar	@ MTL	0	1	1	1	0	16:34
22-Mar	vs WPG	0	0	0	-3	0	17:59
24-Mar	vs WPG	1	0	1	0	0	13:56
18-Apr	vs TOR	1	1	2	2	0	14:15
20-Apr	vs TOR	1	0	1	1	0	14:05
22-Apr	vs OTT	0	0	0	-1	0	17:14
24-Apr	vs OTT	0	0	0	0	0	11:13
26-Apr	@ OTT	0	0	0	0	0	16:02
28-Apr	@ OTT	0	1	1	0	0	18:14
29-Apr	@ TOR	0	0	0	-1	0	18:08
1-May	@ TOR	0	0	0	-1	0	17:43
3-May	vs EDM	0	1	1	1	0	20:24
4-May	vs EDM	0	1	1	-1	0	19:21
6-May	@ EDM	1	2	2	1	2	14:49
8-May	@ EDM	0	0	0	0	0	15:28
10-May	@ WPG	2	0	2	2	2	16:52
11-May	@ WPG	0	0	0	-1	0	16:38
13-May	@ CGY	0	0	0	-1	0	14:15
15-May	@ EDM	0	0	0	-1	0	12:05
16-May	vs CGY	0	0	0	4	0	15:08
18-May	vs CGY	1	0	1	0	0	15:39
19-May	@ CGY	0	0	0	-1	0	16:56

## CAREER HIGHS

<b>Most Goals in a Game</b>	2: MAY 10/21 at WPG
<b>Most Assists in a Game</b>	2: FEB. 17/21 at CGY
<b>Most Points in a Game</b>	2: FOUR TIMES - LATEST MAY 10/21 at WPG: 2-0-2
<b>Hat Tricks</b>	0
<b>Game-Winning Goals</b>	1: JAN. 30/21 at WPG
<b>Power Play Goals</b>	1: MAR. 1/21 at WPG
<b>Shorthanded Goals</b>	0
<b>Overtime Points</b>	0/0-0
<b>Shootout Record</b>	0/1: 0 GDG
<b>Penalty Shot Record</b>	0/0

## NHL FIRSTS

<b>First Game</b>	Jan. 13/21 at EDM
<b>First Goal</b>	Jan. 13/21 at EDM
<b>First Assist</b>	Jan. 21/21 vs MTL
<b>Goals</b>	3 games Mar. 24-Apr. 20/21 (3 goals)
<b>Assists</b>	3 games May 3-6/21 (3 assists)
<b>Points</b>	3 games Four Times (Latest May 3-6/21: 1-3-4)

## STREAKS

## HONOURS

Pavel Bure Award (Most Exciting Player): 2021

## INTERNATIONAL

World Junior Championships: 2020 (Bronze)  
 World U18 Championships: 2018 (Bronze)  
 World U-17 Hockey Challenge: 2016 (Gold)

## HIGHLANDER vs NHL

TEAM	GP	G	A	PTS	PIM
Calgary	10	1	2	3	6
Edmonton	10	2	4	6	6
Montreal	9	2	2	4	2
Ottawa	9	0	4	4	0
Toronto	9	3	2	5	0
Winnipeg	9	5	0	5	2



# 53 BO HORVAT

(BOE Hohrr-vatt)

POSITION CENTRE

SHOOTS LEFT

HEIGHT 6'11"

WEIGHT 215 LBS

BIRTHPLACE

RODNEY, ON

BORN APR. 5, 1995



DRAFTED

Vancouver's first round selection,  
9th overall in the 2013 NHL  
Entry Draft.

@BoHorvat

bohorvat

## CAREER HIGHLIGHTS

**2020.21** Finished his seventh season in the NHL (all with Vancouver), posting 39 points (19-20-39) and 23 penalty minutes 56 games. Played in each of his team's games for the third consecutive season... Scored the Canucks' first goal of the season, Jan. 13 at EDM... Notched two power play goals and the shootout GDG, Jan. 20 vs MTL... Registered his 300th career point (assist) and scored a goal, Mar. 20 at MTL... Factored in on all three Vancouver goals (2-1-3) in the team's return from the COVID-19 outbreak, including scoring the overtime winner, Apr. 18 vs TOR... Passed Brendan Morrison for sixth-most goals by a Canucks centre (137), May 10 at WPG... Appeared in his 500th career game, May 16 vs CGY... Awarded the Cyclone Taylor Trophy as the Canucks' "Most Valuable Player" as voted by the fans for the second time in his career.

**2019.20** Completed his sixth NHL season (all with Vancouver) with 53 points (22-31-53) and 21 penalty minutes in 69 games played... Named the 14th captain in Franchise history, Oct. 9... Set a career-high in face-off percentage (57.3)... Notched his 100th career goal, Oct. 20 at NYR... Recorded his first career hat-trick, Oct. 22 at DET... Appeared in his 400th career game, Nov. 21 at NSH... Collected three points (2-1-3), Jan. 2 vs CHI... Skated in 17 playoff games, leading all Canucks in goals (10) and finishing fourth on the team in overall scoring (10-2-12).

**2018.19** Completed his fifth NHL season (all with Vancouver) with 61 points (27-34-61) and 33 penalty minutes in 82 games... Concluded the season first in the NHL in face-offs taken (2018), second in face-off wins (1083), first in even-strength face-off wins (892) and eighth in power play face off wins (146)... Set career highs in goals (27), assists (34) and points (61)... Tied a career-high with four points (2-2-4) Nov. 8 at BOS... Registered his 100th career assist Nov. 21 at ANA... Recorded his 200th career NHL point with 2 assists Jan. 18 vs BUF... Had a season-high four-game point streak (1-4-5) from Jan. 18-Feb. 2... Netted his 20th goal of the season Feb. 11 vs SJS, marking his third straight 20-goal season... Set a new career-high with his 23rd goal of the season Feb. 25 vs ANA... Notched his second OTG of the season while adding an assist to set a new career-high for points in a season (54) Mar. 18 at CHI.

**2017.18** Finished his fourth season in the NHL (all with Vancouver) with 44 points (22-22-44) and 10 penalty minutes in 64 games... Had a career high 4 points (1-3-4) Nov. 4 vs PIT... Had a season high in assists (3), plus-minus (+4), and hits (3) Nov. 4 vs PIT... Tied a career high in goals (2) Oct. 7 vs EDM... Had a season high in shots (6) Feb. 15 at SJS... Recorded a career high in power play goals (10) this season... Scored a shorthanded goal Nov. 28 at NYL... Scored the game-winning goal Nov. 7 at CGY... Won a season high 21 face-offs Jan. 23 vs LAK... Tied a career high in goals (20) Mar. 22 at CHI... Had a three-game point streak Nov. 4-7 (2-4-6), Nov. 14-18 (2-1-3), and Feb. 28-Mar. 5 (2-3-5)... Recorded three points (1-2-3) Feb. 14 vs FLA and Feb. 28 vs NYR... Scored a goal in consecutive games Jan. 30 vs COL and Feb. 1 vs CHI... Recorded two assists Oct. 22 at DET... Led the team in face-off wins (663) this season... Set a new high for goals (22) this season... Ranked 12th in the NHL in power play face-off wins (110).

**2016.17** Completed his third NHL season (all with Vancouver), setting career highs in goals (20), assists (32), points (52), and PIM (27)... Led the team in goals (20), points (52), P/CP (0.64), SHG (2), SHP (2)... Ranked second in assists (32) and faceoff wins (756) and third in shots (158)... Won the Cyclone Taylor award as the Canucks' "most valuable player", the Pavel Bure award as the Canucks' "most exciting player", and the Cyrus H. McLean Award as the Canucks leading scorer... The third youngest player to lead the team in scoring and the eighth skater to reach 20 goals before the age of 22, Horvat appeared in his first career NHL All-Star Game this past year, collecting three points (1-2-3) in the Pacific Division's first contest against the Central and one goal in the final versus the Metropolitan... Horvat also ranked 12th in the League in faceoff win percentage (50.5%) among players that took over 1480 faceoffs and 19th in total faceoff wins (756)... Notched his 50th point of the season with an assist, Mar. 26 at WPG... Set a career-high with his 41st point of the season (goal), Mar. 2 at SJ... Recorded his 7th multi-point game of the season including his career-high 17th goal, Feb. 12 at BUF... Collected his 100th NHL point with a goal (and also added an assist), Feb. 11 at BOS... Collected his team-high 15th goal and 33rd point, Feb. 4 vs MIN... Appeared in his 200th career game, Jan. 26 at ARI... Registered a career-high 7-game point streak (3-5-8), Dec. 28-Jan. 7... Tied a career-high with three points (1-2-3), Nov. 23 at ARI.

**2015.16** Completed his sophomore NHL season (all with Vancouver), surpassing his rookie totals in goals (16), assists (24), points (40), power play goals (4), power play points (12), game-winning goals (4), OT goals (1) and shots (155)... One of only two Canucks players this season to appear in all 82 games (Daniel Sedin)... Notched nine multi-point games... Tied for the team lead in scoring after the All-Star break notching 18 points (7-11-18) in the final 32 games... Led the team and finished ranked 13th in the league in faceoff wins (760), seventh in defensive zone faceoff wins (345) and seventh in faceoff wins when Vancouver is ahead (272)... Established a new career-high six-game point streak (6-3-9), Jan. 4-15... Appeared in his 100th career NHL game, Dec. 15 at MIN... Collected his first career power-play goal, Oct. 10 vs CGY.

**2014.15** Completed his first NHL campaign, registering 25 points (13-12-25) and averaging 12:15 ice time per game in 68 games played... Ranked first among rookies in face-off win percentage (51.6%) as well as 14th in points, t-7th in goals and t-23rd in assists... Skated in a career-high 18:52 TOI, Mar. 28 vs DAL... Collected a season-high five shots as well as his 10th goal of the season, becoming the first rookie to register 10 goals in his first NHL season since Daniel Sedin (20) did so in 2000.01, Mar. 7 at SJ... Registered five points (3-2-5) in five consecutive games, Feb. 11-19... Established a three-game scoring streak (1-2-3), Jan. 30-Feb. 3... Collected the first game-winning goal of his career, Jan. 19 VAN at FLA... At age 19, became the first teenager to record three points (0-3-3) in one game for the Canucks since Feb. 28, 1990, when Trevor Linden collected 2-1-3 vs PHI, Nov. 23 vs CHI... Collected his first NHL career goal, Nov. 20 vs ANA... Appeared in his first career NHL game, Nov. 4 at COL.

## REGULAR SEASON

## PLAYOFFS

## 2020.21 GAME BY GAME

SEASON	CLUB	LEA	GP	G	A	PTS	PIM	GP	G	A	PTS	PIM
2011.12	London	OHL	64	11	19	30	8	18	1	3	4	0
2012.13	London	OHL	67	33	28	61	29	21	16	7	23	10
2013.14	London	OHL	54	30	44	74	36	9	5	6	11	4
<b>2014.15</b>	<b>Vancouver</b>	<b>NHL</b>	<b>68</b>	<b>13</b>	<b>12</b>	<b>25</b>	<b>16</b>	<b>6</b>	<b>1</b>	<b>3</b>	<b>4</b>	<b>2</b>
	Utica	AHL	5	0	0	0	4	-	-	-	-	-
<b>2015.16</b>	<b>Vancouver</b>	<b>NHL</b>	<b>82</b>	<b>16</b>	<b>24</b>	<b>40</b>	<b>18</b>	-	-	-	-	-
<b>2016.17</b>	<b>Vancouver</b>	<b>NHL</b>	<b>81</b>	<b>20</b>	<b>32</b>	<b>52</b>	<b>27</b>	-	-	-	-	-
<b>2017.18</b>	<b>Vancouver</b>	<b>NHL</b>	<b>64</b>	<b>22</b>	<b>22</b>	<b>44</b>	<b>10</b>	-	-	-	-	-
<b>2018.19</b>	<b>Vancouver</b>	<b>NHL</b>	<b>82</b>	<b>27</b>	<b>34</b>	<b>61</b>	<b>33</b>	-	-	-	-	-
<b>2019.20</b>	<b>Vancouver</b>	<b>NHL</b>	<b>69</b>	<b>22</b>	<b>31</b>	<b>53</b>	<b>21</b>	<b>17</b>	<b>10</b>	<b>2</b>	<b>12</b>	<b>4</b>
<b>2020.21</b>	<b>Vancouver</b>	<b>NHL</b>	<b>56</b>	<b>19</b>	<b>20</b>	<b>39</b>	<b>23</b>	-	-	-	-	-
<b>VANCOUVER/NHL TOTALS</b>			<b>502</b>	<b>139</b>	<b>175</b>	<b>314</b>	<b>148</b>	<b>23</b>	<b>11</b>	<b>5</b>	<b>16</b>	<b>6</b>

## CAREER HIGHS

<b>Most Goals in a Game</b>	3: OCT. 22/19 at DET
<b>Most Assists in a Game</b>	3: FOUR TIMES - LATEST NOV. 30/19 at EDM
<b>Most Points in a Game</b>	4: TWO TIMES - LATEST NOV. 8/18 at BOS: 2-2-4
<b>Hat Tricks</b>	1: OCT. 22/20 at DET
<b>Game-Winning Goals</b>	17: LATEST MAY 10/21 at WPG
<b>Power Play Goals</b>	43: LATEST MAY 19/21 at CGY
<b>Shorthanded Goals</b>	7: LATEST MAY 15/21 at EDM
<b>Overtime Points</b>	4-2-6
<b>Shootout Record</b>	5/20, 5 GDG
<b>Penalty Shot Record</b>	0/1: FEB. 5/19 at WSH, NO GOAL (BRADEN HOLTBY)

## NHL FIRSTS

<b>First Game</b>	Nov. 4/14 at COL
<b>First Goal</b>	Nov. 20/14 vs ANA
<b>First Assist</b>	Nov. 23/14 vs CHI

## STREAKS

<b>Goals</b>	3 games	Twice (latest Jan. 4-9/16: 4 goals)
<b>Assists</b>	4 games	Twice (latest Dec. 29/19 - Jan. 7/20: 6 assists)
<b>Points</b>	7 games	(Dec. 28/16 - Jan. 7/17: 3-5-8)

## HONOURS

NHL All-Star Game: 2017
Cyclone Taylor Trophy (Most Valuable Player): 2021/2017
Cyrus H. McLean Trophy (Leading Scorer): 2017
Pavel Bure (Most Exciting Player): 2017, 2016
CHL Memorial Cup Most Sportsmanlike Player: 2013
OHL Playoffs Most Goals: 2013
OHL Playoffs MVP: 2013

## INTERNATIONAL

World Championships: 2018
World Junior Championships: 2014
Under-18 Ivan Hlinka Memorial Tournament: 2013 (Gold)
World Under-17 Hockey Challenge: 2012 (Bronze)

## HORVAT vs NHL

TEAM	GP	G	A	PTS	PIM	TEAM	GP	G	A	PTS	PIM
Anaheim	24	8	4	12	4	Montreal	18	6	5	11	2
Arizona	23	5	5	10	8	Nashville	15	6	5	11	0
Boston	12	7	6	13	20	New Jersey	12	1	4	5	4
Buffalo	12	3	5	8	0	NY Islanders	12	3	4	7	4
Calgary	33	9	9	18	11	NY Rangers	12	3	8	11	2
Carolina	11	6	3	9	4	Ottawa	21	3	10	13	12
Chicago	17	9	9	18	6	Philadelphia	11	1	5	6	4
Colorado	16	4	5	9	4	Pittsburgh	11	3	4	7	2
Columbus	11	3	3	6	0	San Jose	26	7	9	16	6
Dallas	16	4	4	8	2	St. Louis	16	6	2	8	4
Detroit	12	4	5	9	0	Tampa Bay	10	2	4	6	4
Edmonton	33	9	12	21	11	Toronto	20	5	8	13	6
Florida	12	3	6	9	0	Vegas	10	5	3	8	2
Los Angeles	24	3	12	15	12	Washington	10	2	6	8	2
Minnesota	17	6	5	11	6	Winnipeg	25	3	5	8	6

13-Jan @ EDM	1	1	2	1	0	15:57
14-Jan @ EDM	0	0	0	-2	0	23:19
16-Jan @ CGY	0	0	0	0	0	16:38
18-Jan vs MTL	2	1	3	0	0	23:59
21-Jan vs MTL	2	0	2	-1	0	16:45
23-Jan vs MTL	0	1	-3	2	0	18:19
25-Jan vs OTT	0	2	2	3	0	14:58
27-Jan vs OTT	0	0	0	0	0	16:49
28-Jan vs OTT	0	0	0	0	0	17:41
30-Jan @ WPG	0	1	1	2	19:02	
1-Feb @ MTL	0	0	0	0	0	17:53
2-Feb @ CGY	0	0	0	-2	0	23:57
4-Feb @ TOR	1	0	-1	0	0	19:28
6-Feb @ TOR	0	0	-2	0	0	18:09
8-Feb @ TOR	0	0	-1	0	0	20:15
11-Feb vs CGY	0	0	-1	2	0	21:07
13-Feb vs CGY	0	0	0	0	0	17:36
15-Feb vs CGY	1	1	0	0	0	19:54
17-Feb vs CGY	1	1	2	1	0	15:59
19-Feb vs WPG	0	0	-1	0	0	19:52
21-Feb vs WPG	0	0	0	0	0	22:34
23-Feb vs EDM	1	0	1	0	0	17:42
25-Feb vs EDM	0	0	-1	2	0	21:02
1-Mar @ WPG	0	0	0	0	0	19:54
2-Mar @ WPG	0	0	0	0	0	19:21
4-Mar vs TOR	1	0	2	2	0	17:16
6-Mar vs TOR	1	2	2	2	0	20:32
8-Mar vs MTL	0	1	1	1	0	23:36
10-Mar vs MTL	0	0	-2	0	0	21:25
13-Mar vs EDM	1	0	1	0	0	18:39
15-Mar @ OTT	0	1	1	0	2	20:07
17-Mar @ OTT	1	2	2	0	0	23:38
19-Mar @ MTL	0	0	-2	0	0	21:23
20-Mar @ MTL	1	2	1	0	0	21:00
22-Mar vs WPG	0	0	-1	0	0	15:38
24-Mar vs WPG	0	1	-1	0	0	22:40
18-Apr vs TOR	2	1	3	3	0	19:49
20-Apr vs TOR	0	0	0	0	0	20:10
22-Apr vs OTT	0	0	-1	2	0	23:17
24-Apr vs OTT	0	2	2	2	0	19:24
26-Apr @ OTT	0	0	0	0	0	21:24
28-Apr @ OTT	0	0	-1	0	0	19:22
29-Apr @ TOR	0	1	2	1	0	20:29
1-May @ TOR	0	1	0	0	0	19:23
3-May vs EDM	0	1	-3	0	0	19:37
4-May vs EDM	0	0	0	0	0	21:35
6-May @ EDM	0	0	2	2	0	17:21
8-May @ EDM	0	0	1	2	0	22:09
10-May @ WPG	1	0	1	1	0	22:51
11-May @ WPG	0	0	-3	0	0	19:31
13-May @ CGY	0	0	-1	0	0	19:19
15-May @ EDM	1	0	1	0	0	17:48
16-May vs CGY	0	0	-1	2	0	24:24
18-May vs CGY	0	1	1	5	0	20:33
19-May @ CGY	1	0	1	0	2	21:58

## NHL MILESTONES

<b>100th NHL Game</b>	Dec. 15/15 at MIN
<b>200th NHL Game</b>	Jan. 26/17 at ARI
<b>300th NHL Game</b>	Oct. 16/18 at PIT
<b>400th NHL Game</b>	Nov. 23/19 at WSH
<b>500th NHL Game</b>	May 16/21 vs CGY
<b>100th NHL Point</b>	Feb. 11/17 at BOS
<b>200th NHL Point</b>	Jan. 20/19 vs DET
<b>300th NHL Point</b>	Mar. 17/21 at OTT
<b>100th NHL Goal</b>	Nov. 21/18 at ANA
<b>100th NHL Assist</b>	Oct. 20/19 at NVR



# 43

# QUINN HUGHES

(KWIN HEWZ)

POSITION DEFENCE

SHOOTS LEFT

HEIGHT 5'10"

WEIGHT 180 LBS

BIRTHPLACE

ORLANDO, FL

BORN OCT. 14, 1999



## ACQUIRED

Vancouver's first round selection, 7th overall in the 2017 NHL Entry Draft.

\_quinnhughes

## CAREER HIGHLIGHTS

**2020.21** Finished his third NHL season (all with Vancouver, recording 41 points (3-38-41) and 22 penalty minutes in 56 games...Registered three assists in his first two games of the season, Jan. 13-14 at EDM...Notched his first goal of the season, Jan. 25 vs OTT...Matched a career-high for points (3) and assists (3) in a single game, Feb. 2 at MTL...Extended his point streak to four games (0-6-6) with an assist, Feb. 8 at TOR...Logged a career-high 30:21 in TOI and assisted on the game-tying goal, Mar. 8 vs MTL...Collected another three points (1-2-3), Apr. 20 vs TOR...Tied Jyrki Lumme for second-most three-assist games (6) in Canucks history, May 16 vs CGY...Awarded the Walter "Babe" Pratt Trophy as Vancouver's best defenceman for the second consecutive season, as voted by the fans.

**2019.20** Completed his second NHL season (both with Vancouver), tallying 53 points (8-45-53) and 22 penalty minutes in 68 games...Scored his first career NHL goal, Oct. 9 vs LA...Recorded his first career three-point game (0-3-3), Oct. 30 at LA...Registered his third three-assist game of his career (0-3-3), Nov. 27 at PIT, becoming the first rookie Canucks defenceman to do so...Recorded his first career multi-goal game (2-0-2), Feb. 1 at NYL...Collected his fourth three-assist game of the season on Feb. 10 vs NSH, becoming only the second rookie defenceman in NHL history to accomplish the feat, joining Ray Bourque...Appeared in all 17 playoff games for Vancouver, recording 16 points (2-14-16) and setting a franchise record for most points by a Canucks defenceman in one playoff year...He also set a new NHL record for most playoff assists (14) and points (16) by a rookie defencemen as Vancouver reached the second round...Awarded the Walter "Babe" Pratt Trophy as Vancouver's best defenceman for the first time in his career.

**2018.19** Finished his first NHL season with three points (0-3-3) and two penalty minutes in five games...Signed to a three-year, entry-level contract by Vancouver Mar. 10...Made his NHL debut and recorded his first career assist Mar. 28 vs LAK...Registered two assists for his first career multipoint game Apr. 2 at NSH...Prior to signing with Vancouver, appeared in 32 games, registering 33 points (5 goals, 28 assists) with Michigan...Led team in points and assists...Led all Big Ten defencemen in points and assists...Tallied four three-point games...Recorded a 10-game point streak (Nov. 3-Dec. 7)...Named a finalist for Big Ten Player of the Year and Defenceman of the Year...Earned first-team AHCA/CCM All-America recognition...Named a top 10 finalist for the 2019 Hobey Baker Memorial Award...Named to the All-Big Ten Conference first team.

**2017.18** Appeared in 37 games, tallying 29 points (5 goals, 24 assists)...Led defencemen in assists, points, plus/minus, and co-led defencemen in goals scored (Cecconi)...His 24 assists was the most in program history by a freshman defenceman, while 29 points ranked third all-time...Named Big Ten Rookie of the Year Finalist...Named to the All-CHN Rookie Team...Named Northeast Regional All-Tournament Team...Named Second Team All-Big Ten...Named to the Big Ten All-Freshman Team...Recorded two assists in 3-2 OT loss to Ohio State and set a new assist record for a freshman defenceman at Michigan (Mar. 10)...Was the lone collegian to participate in the 2018 IIHF World Championships for U.S.A., winning a bronze medal.

**2016.17** Played two seasons with the United States National Team Development Program (USNTDP), scoring 47 points (nine goals, 38 assists) in 56 games for the U-18 team during the 2016-17 season...Member of the 2017 U.S. Under-18 World Championship team that won the gold medal in Slovakia...Won the gold medal at the U-18 Five Nations Tournament in 2016 and 2017 with Team USA.

**2015.16** Recorded 24 points (seven goals, 17 assists) in 57 games while playing for the U-17 team during the 2015-16 campaign.

## REGULAR SEASON

## PLAYOFFS

## 2020-21 GAME BY GAME

SEASON	CLUB	LEA	GP	G	A	PTS	PIM	GP	G	A	PTS	PIM
2014.15	St. Michael's	OJHL	1	0	0	0	10					
2015.16	U.S. Nat. U-17	USHL	34	4	7	11	10					
2016.17	U.S. Nat. U-18	USHL	26	4	22	26	10					
2017.18	U. of Michigan	Big-10	37	5	24	29	26					
<b>2018.19</b>	<b>Vancouver</b>	<b>NHL</b>	<b>5</b>	<b>0</b>	<b>3</b>	<b>3</b>	<b>2</b>					
	U. of Michigan	Big-10	32	5	28	33	16					
<b>2019.20</b>	<b>Vancouver</b>	<b>NHL</b>	<b>68</b>	<b>8</b>	<b>45</b>	<b>53</b>	<b>22</b>	<b>17</b>	<b>2</b>	<b>14</b>	<b>16</b>	<b>2</b>
<b>2020.21</b>	<b>Vancouver</b>	<b>NHL</b>	<b>56</b>	<b>3</b>	<b>38</b>	<b>41</b>	<b>22</b>					
<b>VANCOUVER/NHL TOTALS</b>			<b>129</b>	<b>11</b>	<b>86</b>	<b>97</b>	<b>46</b>	<b>17</b>	<b>2</b>	<b>14</b>	<b>16</b>	<b>2</b>

## CAREER HIGHS

<b>Most Goals in a Game</b>	2: FEB. 1/20 at NYI
<b>Most Assists in a Game</b>	3: SIX TIMES - LATEST MAY 16/21 vs CGY
<b>Most Points in a Game</b>	3: SEVEN TIMES - LATEST MAY 16/21 vs CGY: 0-3-3
<b>Hat Tricks</b>	0
<b>Game-Winning Goals</b>	2: Latest Feb. 1/20 at NYI
<b>Power Play Goals</b>	3: Latest Jan. 2/20 vs CHI
<b>Shorthanded Goals</b>	0
<b>Overtime Points</b>	1-1-2
<b>Shootout Record</b>	0/2: 0 GDG
<b>Penalty Shot Record</b>	0/0

## NHL FIRSTS

<b>First Game</b>	Mar. 28/19 vs LA
<b>First Goal</b>	Oct. 9/19 vs LA
<b>First Assist</b>	Mar. 28/19 vs LA

## STREAKS

<b>Goals</b>	N/A
<b>Assists</b>	5 games Feb. 16-27: 7 assists
<b>Points</b>	5 games Feb. 16-27: 0-7-7

## HONOURS

Walter "Babe" Pratt Trophy (Best Defenceman): 2021, 2020  
 NCAA (BI G) All Rookie Team: 2018  
 NCAA (BI G) Second All-Star Team: 2018  
 NCAA (BI G) First All-Star Team: 2019  
 NCAA (West) First All-American Team: 2019  
 NCAA Top Collegiate Player (Hobey Baker Award) Finalist: 2019

## INTERNATIONAL

World Championships: 2019, 2018 (bronze)  
 World Junior Championships: 2019 (silver), 2018 (bronze)

## HUGHES vs NHL

TEAM	GP	G	A	PTS	PIM	TEAM	GP	G	A	PTS	PIM
Anaheim	2	0	1	1	0	Montreal	11	0	12	12	4
Arizona	2	0	2	2	2	Nashville	4	0	8	8	4
Boston	2	0	2	2	2	New Jersey	2	0	1	1	2
Buffalo	2	0	2	2	2	NY Islanders	2	2	1	3	0
Calgary	13	1	8	9	4	NY Rangers	2	0	2	2	0
Carolina	2	0	1	1	0	Ottawa	11	1	8	9	8
Chicago	3	1	0	1	0	Philadelphia	2	0	0	0	0
Colorado	2	0	2	2	0	Pittsburgh	2	0	3	3	0
Columbus	2	0	0	0	2	San Jose	4	2	2	4	0
Dallas	3	0	0	0	2	St. Louis	4	1	0	1	0
Detroit	2	0	2	2	0	Tampa Bay	1	0	0	0	0
Edmonton	14	1	8	9	4	Toronto	11	1	7	8	2
Florida	2	0	0	0	2	Vegas	2	0	1	1	2
Los Angeles	4	1	5	6	0	Washington	2	0	2	2	0
Minnesota	3	0	4	4	2	Winnipeg	11	0	2	2	2

13-Jan	@ EDM	0	2	2	2	0	20:53
14-Jan	@ EDM	0	1	-1	2	26:33	
16-Jan	@ CGY	0	0	0	0	26:33	
18-Jan	@ CGY	0	0	-2	2	21:56	
20-Jan	vs MTL	0	2	-4	0	27:03	
21-Jan	vs MTL	0	1	-1	0	21:03	
22-Jan	vs MTL	0	0	-1	0	25:05	
25-Jan	vs OTT	1	0	1	0	20:25	
27-Jan	vs OTT	0	2	2	2	22:37	
28-Jan	vs OTT	0	2	2	0	20:15	
30-Jan	@ WPG	0	0	1	0	19:15	
1-Feb	@ MTL	0	0	-2	0	19:56	
2-Feb	@ CGY	0	3	3	-1	23:45	
4-Feb	@ TOR	0	1	-3	2	16:37	
6-Feb	@ TOR	0	1	-2	0	20:51	
8-Feb	@ TOR	0	1	-1	0	24:11	
11-Feb	vs CGY	0	0	0	0	25:20	
13-Feb	vs CGY	1	0	1	1	17:22	
15-Feb	vs CGY	0	1	-2	2	22:29	
17-Feb	vs CGY	0	1	1	2	18:01	
19-Feb	vs WPG	0	0	-1	0	25:37	
21-Feb	vs WPG	0	1	1	0	23:53	
23-Feb	vs EDM	0	0	-1	0	24:01	
25-Feb	vs EDM	0	0	-1	0	24:03	
1-Mar	@ WPG	0	0	1	0	23:20	
2-Mar	@ WPG	0	1	-2	0	23:32	
4-Mar	vs TOR	0	0	-1	0	23:17	
6-Mar	vs TOR	0	0	0	0	21:54	
8-Mar	vs MTL	0	1	1	0	30:21	
10-Mar	vs MTL	0	1	-1	2	24:03	
13-Mar	vs EDM	0	0	0	0	22:31	
15-Mar	@ OTT	0	1	1	0	19:51	
17-Mar	@ OTT	0	0	0	2	26:03	
19-Mar	@ MTL	0	1	0	2	24:03	
20-Mar	@ MTL	0	2	2	1	24:59	
22-Mar	vs WPG	0	0	-3	0	23:14	
24-Mar	vs WPG	0	0	0	0	23:54	
18-Apr	vs TOR	0	0	0	0	24:26	
20-Apr	vs TOR	1	2	3	2	22:15	
22-Apr	vs OTT	0	0	-1	2	27:12	
24-Apr	vs OTT	0	1	0	4	19:57	
26-Apr	@ OTT	0	0	0	0	25:14	
28-Apr	@ OTT	0	1	-3	0	23:24	
29-Apr	@ TOR	0	1	-4	0	23:47	
1-May	@ TOR	0	1	0	0	22:21	
3-May	vs EDM	0	0	-2	2	24:20	
4-May	vs EDM	0	0	0	0	26:24	
6-May	@ EDM	0	0	1	0	20:36	
8-May	@ EDM	0	1	-1	0	24:19	
10-May	@ WPG	0	0	1	0	18:56	
11-May	@ WPG	0	0	-1	0	21:53	
13-May	@ CGY	0	0	1	0	20:34	
15-May	@ EDM	0	1	1	0	18:44	
16-May	vs CGY	0	3	3	1	23:12	
18-May	vs CGY	0	1	1	0	20:28	
19-May	@ CGY	0	0	-2	0	22:53	



# 77 BRAD HUNT

(BRAD, HUHNT)

POSITION DEFENCE

SHOOTS LEFT

HEIGHT 5'9"

WEIGHT 177 LBS

BIRTHPLACE  
MAPLE RIDGE, BC

BORN AUG. 24, 1988



ACQUIRED

Signed as a free agent, July 28, 2021.

## CAREER HIGHLIGHTS

**2020.21** Tallied one goal in 12 games with the Minnesota Wild...Played in 100th career game with the Wild and skated 17:53 on May 13 at STL...Tallied three shots and notched his second career game-winning goal on Mar. 5 at ARI.

**2019.20** Set career highs in points (19), goals (8), shots (106) and games played (59) with Minnesota...Ranked third amongst defensemen and sixth on the team in power play points (10)...Tallied a goal in consecutive games (Oct. 10-12) for his first career goal streak...Recorded power play goal in consecutive games (Oct. 20-22) for first time in his career...Made his Stanley Cup Playoffs debut on Aug. 2 at VAN (in Edmonton), logging 14:16 in time on ice.

**2018.19** Split the season between the Vegas Golden Knights (2-5-7 in 13 games) and Minnesota (3-2-5 in 29 games)...Collected points in back-to-back games (1-2-3) from Nov. 8-10...Recorded two points (1-1-2) on Feb. 15 vs NJD.

**2017.18** Set career highs in assists (15), power play assists (10), power play points (12) and hits (19)...Ranked second amongst Golden Knights defensemen in power play assists (10) and power play points (12)...Recorded two assists Oct. 21 vs STL for his first career multi-point game...Tallied a career-high three points (1-2-3) Jan. 23 vs CBJ...Notched a career-best seven shots on goal Mar. 24 at COL.

**2016.17** Ranked T-2nd amongst team defensemen in goals and third in scoring despite playing only 23 games with Chicago (AHL).

**2015.16** Led Bakersfield (AHL) in assists (28) and power play assists (14), ranked second in scoring (41) and power play goals (8) and T-5th in goals (13)...Ranked T-12th in scoring amongst all AHL defensemen.

**2014.15** Tallied his first career NHL goal on Oct. 11 at VAN (Ryan Miller)...Skated in a career-high 22:19 and blocked a career-best six shots on Dec. 16 at ARI...Ranked T-1st amongst AHL defensemen in goals, T-3rd in power play assists (16), fourth in scoring, T-4th in power play goals (8) and T-7th in assists (32).

**2013.14** Made his NHL debut Jan. 3 at ANA...Ranked second amongst AHL defensemen in power play goals (9), third in power play assists (24) and shots on goal (170), fifth in scoring (50) and assists (39) and T-6th in goals (11) in 2013-14...Played in 2013 AHL All-Star Game.

**2012.13** Ranked second on team in assists (29) and power play assists (13) and T-4th in scoring with 33 points in 65 games (4-29-33).

**2011.12** Finished his collegiate career with 112 points (24-88-112) in 150 games at Bemidji State University (2008-12) to become the all-time leading scorer amongst defensemen in school history.

SEASON	CLUB	LEA	REGULAR SEASON					PLAYOFFS				
			GP	G	A	PTS	PIM	GP	G	A	PTS	PIM
2010.11	Bemidji State U.	WCHA	38	3	18	21	33	-	-	-	-	-
2011.12	Bemidji State U.	WCHA	38	5	21	26	8	-	-	-	-	-
	Chicago	AHL	14	1	4	5	8	5	1	3	4	0
2012.13	Chicago	AHL	65	4	29	33	22	-	-	-	-	-
2013.14	Edmonton	NHL	3	0	0	0	0	-	-	-	-	-
	Oklahoma City	AHL	66	11	39	50	34	3	1	0	1	4
2014.15	Edmonton	NHL	11	1	2	3	0	-	-	-	-	-
	Oklahoma City	AHL	62	19	32	51	18	10	3	7	10	6
2015.16	Edmonton	NHL	7	0	0	0	2	-	-	-	-	-
	Bakersfield	AHL	57	13	28	41	18	-	-	-	-	-
2016.17	St. Louis	NHL	9	1	4	5	2	-	-	-	-	-
	Nashville	NHL	3	0	1	1	0	-	-	-	-	-
	Chicago	AHL	23	9	20	29	6	-	-	-	-	-
2017.18	Vegas	NHL	45	3	15	18	6	-	-	-	-	-
2018.19	Vegas	NHL	13	2	5	7	2	-	-	-	-	-
	Minnesota	NHL	29	3	2	5	6	-	-	-	-	-
2019.20	Minnesota	NHL	59	8	11	19	6	4	0	0	0	2
2020.21	Minnesota	NHL	12	1	0	1	4	-	-	-	-	-
<b>NHL TOTALS</b>			<b>191</b>	<b>19</b>	<b>40</b>	<b>59</b>	<b>28</b>	<b>4</b>	<b>0</b>	<b>0</b>	<b>0</b>	<b>2</b>

## CAREER HIGHS

<b>Most Goals in a Game</b>	1: 19 TIMES - LATEST MAR. 5/21 at ARI
<b>Most Assists in a Game</b>	2: THREE TIMES - LATEST JAN. 23/18 vs CBJ
<b>Most Points in a Game</b>	3: JAN. 23/18 vs CBJ; 1-2-3
<b>Hat Tricks</b>	0
<b>Game-Winning Goals</b>	2: LATEST MAR. 5/21 at ARI
<b>Power Play Goals</b>	1: LATEST DEC. 27/19 at COL
<b>Shorthanded Goals</b>	0
<b>Overtime Points</b>	0-1-1
<b>Shootout Record</b>	0/0, 0 GDG
<b>Penalty Shot Record</b>	0/0

## NHL FIRSTS

<b>First Game</b>	Jan. 3/14 at ANA
<b>First Goal</b>	Oct. 11/14 at VAN
<b>First Assist</b>	Dec. 15/14 at ARI

## STREAKS

<b>Goals</b>	2 games	Twice (latest Oct. 20-22/19); 2 goals
<b>Assists</b>	5 games	Oct. 17-30/17 (7 assists)
<b>Points</b>	5 games	Oct. 17-30/17: 0-7-7

## HONOURS

AHL All-Star: 2013, 2015, 2016  
CHA Rookie of the Year: 2009

## HUNT vs NHL

TEAM	GP	G	A	PTS	PIM	TEAM	GP	G	A	PTS	PIM
Anaheim	12	0	2	2	2	Nashville	9	1	1	2	0
Arizona	12	2	5	7	4	New Jersey	5	1	4	5	0
Boston	6	0	1	1	4	NY Islanders	6	0	2	2	0
Buffalo	5	0	1	1	0	NY Rangers	4	0	0	0	2
Calgary	8	0	0	0	0	Ottawa	4	0	2	2	0
Carolina	7	1	1	2	4	Philadelphia	2	0	0	0	0
Chicago	5	1	1	2	0	Pittsburgh	2	1	1	2	0
Colorado	13	1	1	2	0	San Jose	9	1	0	1	2
Columbus	4	1	2	3	2	St. Louis	10	0	3	3	4
Dallas	12	1	4	5	0	Tampa Bay	7	0	0	0	0
Detroit	3	0	1	1	0	Toronto	3	0	0	0	0
Edmonton	5	1	1	2	0	Vancouver	7	2	2	4	0
Florida	3	0	2	2	0	Vegas	3	0	0	0	0
Los Angeles	6	0	0	0	0	Washington	3	0	1	1	2
Minnesota	1	0	1	1	0	Winnipeg	8	2	0	2	2
Montreal	7	3	1	4	0						

## 2020.21 GAME BY GAME

14-Jan	@LAK	DNP									
16-Jan	@LAK	DNP									
18-Jan	@ANA	DNP									
20-Jan	@ANA	DNP									
22-Jan	vs SJ5	0	0	0	0	0	0	0	0	5:09	
24-Jan	vs SJ5	0	0	0	0	0	0	0	0	3:45	
26-Jan	vs LAK	DNP									
28-Jan	vs LAK	DNP									
30-Jan	vs COL	0	0	0	0	0	0	0	0	3:45	
31-Jan	vs COL	0	0	0	0	0	0	0	0	14:19	
2-Feb	@COL	0	0	0	0	0	0	0	0	17:01	
16-Feb	@LAK	DNP									
18-Feb	@ANA	DNP									
20-Feb	@ANA	DNP									
22-Feb	@SJ5	DNP									
24-Feb	@COL	DNP									
26-Feb	vs LAK	DNP									
27-Feb	vs LAK	DNP									
1-Mar	@VGK	DNP									
3-Mar	@VGK	DNP									
5-Mar	@ARI	1	0	1	1	0	13:27				
6-Mar	@ARI	0	0	-3	2	8:49					
8-Mar	vs VGK	DNP									
10-Mar	vs VGK	DNP									
12-Mar	vs ARI	DNP									
14-Mar	vs ARI	DNP									
16-Mar	vs ARI	DNP									
18-Mar	@COL	0	0	0	0	15:22					
20-Mar	@COL	0	0	-3	0	18:02					
22-Mar	vs ANA	0	0	0	2	15:37					
24-Mar	vs ANA	0	0	0	0	14:51					
25-Mar	vs STL	DNP									
29-Mar	@SJ5	DNP									
31-Mar	@SJ5	DNP									
1-Apr	@VGK	DNP									
3-Apr	@VGK	DNP									
5-Apr	vs COL	DNP									
7-Apr	vs COL	DNP									
9-Apr	@STL	DNP									
10-Apr	@STL	DNP									
14-Apr	vs ARI	DNP									
16-Apr	vs SJ5	DNP									
17-Apr	vs SJ5	DNP									
19-Apr	@ARI	DNP									
21-Apr	@ARI	DNP									
23-Apr	@LAK	DNP									
24-Apr	@SJ5	DNP									
28-Apr	vs STL	DNP									
29-Apr	vs STL	DNP									
1-May	vs STL	DNP									
3-May	vs VGK	DNP									
5-May	vs VGK	DNP									
7-May	vs ANA	DNP									
8-May	vs ANA	DNP									
12-May	@STL	DNP									
13-May	@STL	0	0	-3	0	17:53					



# 25 BRADY KEEPER

(BRAY-dee KEE-puhr)

POSITION DEFENCE

SHOOTS RIGHT

HEIGHT 6'2"

WEIGHT 197 LBS

BIRTHPLACE  
CROSS LAKE, MB

BORN JUN. 5, 1996



## ACQUIRED

Signed as a free agent, July 28, 2021.



@BradyKeeper



brady.keeper

## CAREER HIGHLIGHTS

**2020.21** Played one game with Florida and was held off the scoresheet and recorded three points (2-1-3) in 11 games with Syracuse (AHL)...Collected points in back-to-back games (1-1-2) from Feb. 20-27 vs Rochester and Utica...Registered a season-high seven shots on goal on Feb. 27 vs Utica.

**2019.20** Registered 18 points (6-12-18) in 51 games with Springfield (AHL), ranking fourth among team defencemen in goals (6) and fifth in points (18)...Led all Thunderbirds with 108 penalty minutes...Strung together a four-game point streak from Oct. 26-Nov. 2 (1-3-4)...Tallied a goal and an assist on Nov. 23 vs Providence...Recorded three assists in two games from Oct. 3-4...Appeared in his first career NHL Stanley Cup Playoff game with Florida on Aug. 4 at NYI (in Edmonton).

**2018.19** Made his NHL debut with the Florida Panthers on Mar. 28 at OTT, registering a shot on goal and a +1 rating in 12:40 of time on ice...Finished his collegiate career with 22 points (7-15-22) and 58 penalty minutes in 36 games with University of Maine...Led all University of Maine defencemen in scoring (22 points).

**2017.18** Led all University of Maine defencemen in scoring with 22 points (6-16-22) and 88 penalty minutes in 37 games played...Also led all skaters in plus/minus rating (+17).



## REGULAR SEASON

## PLAYOFFS

## 2020-21 GAME BY GAME

SEASON	CLUB	LEA	GP	G	A	PTS	PIM	GP	G	A	PTS	PIM
2017-18	U. of Maine	H-East	37	6	16	22	88	-	-	-	-	-
<b>2018-19</b>	<b>Florida</b>	<b>NHL</b>	<b>1</b>	<b>0</b>	<b>0</b>	<b>0</b>	<b>0</b>	-	-	-	-	-
	U. of Maine	H-East	36	7	15	22	58	-	-	-	-	-
<b>2019-20</b>	<b>Florida</b>	<b>NHL</b>	-	-	-	-	-	<b>1</b>	<b>0</b>	<b>0</b>	<b>0</b>	<b>0</b>
	Springfield	AHL	61	6	12	18	108	-	-	-	-	-
<b>2020-21</b>	<b>Florida</b>	<b>NHL</b>	<b>1</b>	<b>0</b>	<b>0</b>	<b>0</b>	<b>0</b>	-	-	-	-	-
	Syracuse	AHL	11	2	1	3	12	-	-	-	-	-
<b>NHL TOTALS</b>			<b>2</b>	<b>0</b>	<b>0</b>	<b>0</b>	<b>0</b>	<b>1</b>	<b>0</b>	<b>0</b>	<b>0</b>	<b>0</b>

## CAREER HIGHS

Most Goals in a Game	0
Most Assists in a Game	0
Most Points in a Game	0
Hat Tricks	0
Game-Winning Goals	0
Power Play Goals	0
Shorthanded Goals	0
Overtime Points	0-0-0
Shootout Record	0/0, 0 GDG
Penalty Shot Record	0/0

## NHL FIRSTS

## STREAKS

First Game	Mar. 28/19 at OTT	Goals	N/A
First Goal	N/A	Assists	N/A
First Assist	N/A	Points	N/A

## KEEPER vs NHL

TEAM	GP	G	A	PTS	PIM
Carolina	1	0	0	0	0
Ottawa	1	0	0	0	0

17-Jan	vs CHI	MIN
19-Jan	vs CHI	MIN
26-Jan	@CBJ	MIN
28-Jan	@CBJ	MIN
30-Jan	@DET	MIN
31-Jan	@DET	MIN
4-Feb	vs NSH	MIN
5-Feb	vs NSH	MIN
7-Feb	vs DET	MIN
9-Feb	vs DET	MIN
11-Feb	vs TBL	MIN
13-Feb	vs TBL	MIN
15-Feb	@TBL	MIN
17-Feb	@CAR	MIN
19-Feb	@DET	MIN
20-Feb	@DET	MIN
22-Feb	vs DAL	MIN
24-Feb	vs DAL	MIN
25-Feb	vs DAL	MIN
27-Feb	vs CAR	MIN
1-Mar	vs CAR	MIN
4-Mar	@NSH	MIN
6-Mar	@NSH	MIN
7-Mar	@CAR	MIN
9-Mar	@CBJ	MIN
11-Mar	@CBJ	MIN
13-Mar	vs CHI	MIN
15-Mar	vs CHI	MIN
18-Mar	vs NSH	MIN
20-Mar	vs NSH	MIN
21-Mar	@TBL	MIN
23-Mar	@TBL	MIN
25-Mar	@CHI	MIN
27-Mar	@DAL	MIN
28-Mar	@DAL	MIN
30-Mar	vs DET	MIN
1-Apr	vs DET	DNP
3-Apr	vs CBJ	DNP
4-Apr	vs CBJ	DNP
6-Apr	@CAR	DNP
8-Apr	@CAR	0 0 0 0 9:28
10-Apr	@DAL	DNP
13-Apr	@DAL	DNP
15-Apr	@TBL	DNP
17-Apr	@TBL	MIN
19-Apr	vs CBJ	MIN
20-Apr	vs CBJ	MIN
22-Apr	vs CAR	MIN
24-Apr	vs CAR	MIN
26-Apr	@NSH	MIN
27-Apr	@NSH	MIN
29-Apr	@CHI	DNP
1-May	@CHI	DNP
3-May	vs DAL	DNP
6-May	vs TBL	DNP
10-May	vs TBL	DNP



# 9 J.T. MILLER

(JAY-TEE MIH-tuhr)

POSITION CENTRE

SHOOTS LEFT

HEIGHT 6'11"

WEIGHT 218 LBS

BIRTHPLACE

EAST PALESTINE, OH

BORN MAR. 14, 1993



## ACQUIRED

From Tampa Bay in exchange for goaltender Marek Mazanec, a 2019 third round pick and a 2020 conditional pick, June 22, 2019.

## DRAFTED

The New York Rangers' first round selection, 15th overall in the 2011 NHL Entry Draft.

## CAREER HIGHLIGHTS

**2020.21** Finished his ninth season in the NHL (second with Vancouver), recording 46 points (15-31-46) and 43 penalty minutes in 53 games played...His 15 goals ranked third on the Canucks, while his 31 assists and 46 points ranked second...Registered points in three straight games to start the season (0-5-5)...Tallied three points (2-1-3), Jan. 27 vs OTT...Recorded his 200th career assist during a two-point performance (0-2-2), Feb. 21 vs WPG...Collected three points (1-2-3) including the game-winning goal, Mar. 6 vs TOR...Concluded the season on a four-game point streak (2-5-7) from May 15-19.

**2019.20** Completed his eighth NHL season (first with Vancouver) with 72 points (27-45-72) and 47 penalty minutes in 69 games...Set career highs in goals (27), assists (45), points (72), power play points (25), shots (165), and face-off percentage (59.2)...Awarded the Cyrus H. McLean Trophy as the Canucks leading scorer and also earned the Fred J. Hume Award as the team's unsung hero, as voted by the fans...Made his Canucks debut and recorded an assist, Oct. 2 at EDM...Established a new single-game career-high with four points (1-3-4) in just his third game as a Canuck, Oct. 9 vs LA...Notched his 100th career goal during a two-goal performance, Oct. 28 vs FLA...Registered an eight-game point streak (5-6-11) from Nov. 21-Dec. 7...Matched a season-high four-point game (1-3-4), Jan. 2 vs CHI...Skated in his 500th career NHL game, recording three points (1-2-3), Mar. 1 at CBJ...Shared the team lead in scoring during the playoffs with 18 points (6-12-18) in 17 games.

**2018.19** Recorded 47 points (13-34-47) in 75 games for the Lightning in 2018-19...Also netted a career-high 20 power play points...His 34 assists on the season tied a career-high and his 47 points was his third highest total in a single season...Had a season high six-game point streak, Mar. 18-30 (1-7-8)...Tied a career high for most assists in a game, Nov. 21 vs FLA...Tied a career high for most points in a game (1-2-3), Oct. 3 vs CBJ.

**2017.18** Skated in 82 games with the Rangers and Lightning, collecting 23 goals and 58 points to go along with 40 penalty minutes...Set career-high with 23 goals in a season...Posted 10 goals and 18 points in just 19 games with the Bolts...5 of his 10 goals with the Lightning came on the power-play...Scored 1st career hat trick on March 13 against Ottawa...Traded to Tampa Bay along with Ryan McDonagh from the NY Rangers for Vlad Namestnikov and draft picks...Ranked 2nd on the Rangers for assists (27) and points (40) prior to being traded to the Lightning...Appeared in 17 Stanley Cup Playoff games, posting 2 goals and 8 points to go along with 15 penalty minutes...Ranked 4th on the team for penalty minutes...Ranked tied for 4th on the Bolts for hits with 36.

**2016.17** Skated in 82 games with the Rangers, posting 22 goals and 56 points to go along with 21 penalty minutes...Set career-highs for assists (34), points, game-winning goals (6), plus/minus (+17) and shorthanded goals (3)...Was the only Ranger to skate in all 82 games...New York went 33-6-3 in games where he notched at least 1 point...Appeared in 12 Stanley Cup Playoff games, recording 3 assists and 21 penalty minutes...Represented Team North America at the World Cup of Hockey, appearing in 1 game.

**2015.16** Skated in 82 games with New York, registering 22 goals and 43 points to go along with 46 penalty minutes...Was only Ranger forward to appear in all 82 games...Led the Rangers in even-strength goals with 20...Tied for the team-lead with 5 game-winning tallies...Ranked 3rd on the Rangers for hits with 174...Played in 5 postseason games, notching 3 assists and 4 penalty minutes.

**2014.15** Played in 58 games with the Rangers, posting 10 goals and 23 points to go along with 23 penalty minutes...Also appeared in 19 Stanley Cup Playoff games with New York, registering a goal and 8 points...Skated in 18 games with Hartford (AHL), collecting 6 goals and 15 points.

**2013.14** Appeared in 30 games with New York, tallying 3 goals and 6 points...Skated in 4 Stanley Cup Playoff games, notching a pair of helpers...Tallied 1st career playoff point with an assist in postseason debut in Game 5 of the 1st round versus Philadelphia on Apr. 27...Also played in 41 games with Hartford, recording 15 goals and 42 points.

**2012.13** Skated in 26 games during 1st career NHL season, registering 2 goals and 4 points...Made NHL debut on Feb. 5 at NJ...Notched 1st 2 career NHL goals on Feb. 7 vs NYL...Registered 1st career NHL assist on Feb. 21 at OTT...Also skated in 42 games with Connecticut, posting 8 goals and 23 points...Represented Connecticut at the AHL All-Star Classic...Represented Team USA at the World Jr. Championships, recording 2 goals and 9 points in 7 tournament games...Helped Team USA capture the Gold Medal.

**2011.12** Skated in 61 games with the Plymouth Whalers of the OHL, notching 25 goals and 62 points...Ranked 2nd on Plymouth for game-winning goals (6), 4th for assists (37), tied for 4th for points and 5th for goals...Represented Team USA at the World Jr. Championships, notching 2 goals and 4 points in 6 games...Also skated in 8 AHL playoff games with Connecticut, posting 1 assist and 2 penalty minutes.

## REGULAR SEASON

SEASON	CLUB	LEA	GP	G	A	PTS	PIM
2011.12	Plymouth	OHL	61	25	37	62	61
	Connecticut	AHL	--	--	--	--	--
2012.13	NY Rangers	NHL	26	2	2	4	8
	Connecticut	AHL	42	8	15	23	29
2013.14	NY Rangers	NHL	30	3	3	6	18
	Hartford	AHL	41	15	28	43	47
2014.15	NY Rangers	NHL	58	10	13	23	23
	Hartford	AHL	18	6	9	15	12
2015.16	NY Rangers	NHL	82	22	21	43	46
2016.17	NY Rangers	NHL	82	22	34	56	21
2017.18	NY Rangers	NHL	63	13	27	40	28
	Tampa Bay	NHL	19	10	8	18	12
2018.19	Tampa Bay	NHL	65	13	34	47	30
2019.20	Vancouver	NHL	79	27	45	72	47
2020.21	Vancouver	NHL	53	15	31	46	43
<b>VANCOUVER TOTALS</b>			<b>122</b>	<b>42</b>	<b>76</b>	<b>118</b>	<b>90</b>
<b>NHL TOTALS</b>			<b>557</b>	<b>137</b>	<b>218</b>	<b>355</b>	<b>276</b>

## PLAYOFFS

GP	G	A	PTS	PIM
13	2	8	10	18
8	0	1	1	2
--	--	--	--	--
4	0	2	2	2
--	--	--	--	--
19	1	7	8	2
--	--	--	--	--
5	0	3	3	4
--	--	--	--	--
12	0	3	3	21
--	--	--	--	--
17	2	6	8	15
4	0	2	2	0
17	6	12	18	14
--	--	--	--	--
17	6	12	18	14
78	9	35	44	58

## 2020.21 GAME BY GAME

13-Jan	@EDM	DNP				
14-Jan	@EDM	DNP				
16-Jan	@CGY	DNP				
18-Jan	@MTL	0	1	0	0	18:31
20-Jan	vs MTL	0	3	3	-1	0 19:59
21-Jan	vs MTL	0	1	-2	0	0 16:22
23-Jan	vs MTL	0	0	0	-1	0 20:09
25-Jan	vs OTT	0	0	0	-1	4 17:25
27-Jan	vs OTT	2	1	3	2	4 19:00
28-Jan	vs OTT	0	1	1	0	0 17:35
30-Jan	@WPG	0	1	1	3	0 21:18
1-Feb	@MTL	0	0	0	-3	0 18:33
2-Feb	@MTL	0	1	1	-1	0 23:31
4-Feb	@TOR	1	1	2	-1	0 19:19
6-Feb	@TOR	0	0	0	-1	0 18:49
8-Feb	@TOR	0	0	0	0	0 22:18
11-Feb	vs CGY	0	0	0	0	0 23:54
13-Feb	vs CGY	0	0	1	0	0 20:01
15-Feb	vs CGY	0	1	1	1	0 24:52
17-Feb	vs CGY	1	1	2	3	2 15:34
19-Feb	vs WPG	0	0	0	-2	2 23:12
21-Feb	vs WPG	0	2	2	-1	0 24:34
23-Feb	vs EDM	0	1	1	-1	2 22:59
25-Feb	vs EDM	0	0	0	-1	0 22:45
1-Mar	@WPG	1	0	1	2	0 18:17
2-Mar	@WPG	1	0	1	-1	0 22:34
4-Mar	vs TOR	0	0	0	0	0 22:14
6-Mar	vs TOR	1	2	3	1	0 22:42
8-Mar	vs MTL	0	0	0	1	0 25:18
10-Mar	vs MTL	0	1	1	-2	7 19:10
13-Mar	vs EDM	0	1	1	2	2 21:24
15-Mar	@OTT	1	0	1	1	0 23:30
17-Mar	@OTT	0	0	0	0	0 22:57
19-Mar	@MTL	0	0	1	0	0 23:36
20-Mar	@MTL	0	1	1	0	0 24:14
22-Mar	vs WPG	0	0	0	-1	0 21:59
24-Mar	vs WPG	0	0	0	-2	0 22:40
18-Apr	vs TOR	0	0	0	-1	2 21:59
20-Apr	vs TOR	0	2	2	0	0 20:33
22-Apr	vs OTT	0	0	0	-1	0 23:47
24-Apr	vs OTT	1	2	2	4	0 19:32
26-Apr	@OTT	0	0	0	-1	0 18:14
28-Apr	@OTT	0	0	0	-1	0 18:30
29-Apr	@TOR	1	0	1	-2	0 21:39
1-May	@TOR	0	0	0	-1	0 20:22
3-May	vs EDM	1	2	2	0	0 22:16
4-May	vs EDM	0	0	0	-1	2 20:30
6-May	@EDM	0	1	1	0	0 21:06
8-May	@EDM	1	0	1	-1	2 23:54
10-May	@WPG	0	1	1	2	4 19:40
11-May	@WPG	0	0	0	0	2 17:52
13-May	@CGY	0	0	0	-1	2 19:55
15-May	@EDM	0	2	2	2	2 17:10
16-May	vs CGY	1	2	3	1	0 22:42
18-May	vs CGY	0	1	1	0	0 19:10
19-May	@CGY	1	0	1	-2	0 21:14

## CAREER HIGHS

## Most Goals in a Game

3: MAR. 13/18 VS OTT

## Most Assists in a Game

3: SEVEN TIMES - LATEST JAN. 20/21 vs MTL

## Most Points in a Game

4: TWICE - LATEST JAN. 2/20 vs CHI: 1-3-4

## Hat Tricks

1: MAR. 13/18 VS OTT

## Game-Winning Goals

30: LATEST MAR. 19/21 at MTL

## Power Play Goals

34: LATEST APR. 29/21 at TOR

## Shorthanded Goals

4: LATEST MAY 16/21 vs CGY

## Overtime Points

7-4-11

## Shootout Record

6/16: 3 GDG

## Penalty Shot Record

0/0

## NHL FIRSTS

First Game Feb. 5/12 at NJ

First Goal Feb. 7/12 vs NYI

First Assist Feb. 21/12 at OTT

## STREAKS

Goals 3 games Jan. 25-Feb. 4/16: 4 goals

Assists 6 games Mar. 18-30/19: 7 assists

Points 8 games Nov. 21-Dec.7/19: 5-6-11

## HONOURS

AHL All-Star Game: 2013

## INTERNATIONAL

World Junior Championships: 2013 (Gold)

World Cup of Hockey: 2016

## MILLER vs NHL

TEAM	GP	G	A	PTS	PIM	TEAM	GP	G	A	PTS	PIM
Anaheim	11	1	6	7	5	Nashville	14	6	4	10	4
Arizona	14	3	6	9	2	New Jersey	24	4	4	8	19
Boston	22	6	10	16	8	NY Islanders	26	7	5	12	6
Buffalo	22	7	10	17	20	NY Rangers	7	2	3	5	8
Calgary	22	4	13	17	14	Ottawa	31	8	7	15	20
Carolina	21	4	8	12	10	Philadelphia	24	8	5	13	8
Chicago	14	2	10	12	12	Pittsburgh	21	8	8	16	8
Colorado	11	3	5	8	6	San Jose	12	4	7	11	4
Columbus	21	2	11	13	4	St. Louis	11	4	4	8	2
Dallas	13	1	4	5	2	Tampa Bay	12	2	4	6	2
Detroit	18	5	5	10	12	Toronto	28	9	12	21	4
Edmonton	21	4	14	18	18	Vancouver	9	4	0	4	2
Florida	20	6	11	17	28	Vegas	6	1	1	2	0
Los Angeles	13	4	9	13	4	Washington	25	3	7	10	12
Minnesota	13	6	7	13	2	Winnipeg	22	5	6	11	14
Montreal	29	4	12	16	16						

## NHL MILESTONES

100th NHL Game Mar. 15/15 vs FLA

400th NHL Game Jan. 13/19 at NYI

500th NHL Game Mar. 1/20 at CBJ

100th NHL Point Dec. 29/16 at NJ

200th NHL Point Oct. 30/18 vs NJ

300th NHL Point Feb. 25/20 at MTL

100th NHL Goal Oct. 28/19 vs FLA

100th NHL Assist Feb. 23/18 vs MIN



# 64 TYLER MOTTE

(TIGH-luhr MAWT)

POSITION CENTRE

SHOOTS LEFT

HEIGHT 5'10"

WEIGHT 192 LBS

BIRTHPLACE

ST. CLAIR, MI

BORN MAR. 10, 1995



## ACQUIRED

From the Columbus Blue Jackets, with Jussi Jokinen, for Thomas Vanek, February 26, 2018.

## DRAFTED

Chicago's fourth round selection, 121st overall in the 2013 NHL Entry Draft.

 @tmotte\_14

 tmotte\_14

## CAREER HIGHLIGHTS

**2020.21** Completed his fifth NHL campaign (fourth with Vancouver), recording nine points (6-3-9) and 14 penalty minutes in 24 games...Led all Canucks skaters in hits (100) despite missing 32 games due to injury...Awarded the Fred J. Hume Awards as "Unsung Hero" as voted by the fans, and was also named the winner of the Daniel & Henrik Sedin Award for "Community Leadership"...Registered his first point of the season (goal), Jan. 14 at EDM...Recorded three goals in two games from Jan. 25-27 vs OTT, including the game-winner on Jan. 25...Established a new career-high for shots on goal (6), Jan. 27 vs OTT...Collected his first assist of the season, Feb. 1 at MTL...Logged a season-high in TOI (20:42), Mar. 17 at OTT.

**2019.20** Finished his fourth season in the NHL (third with Vancouver), compiling eight points (4-4-8) and 10 penalty minutes in 34 games...Ranked second among all Canucks in hits (118)...Collected his first point of the season (assist), Oct. 17 at STL...Notched goals in back-to-back games, Dec. 23 vs EDM and Dec. 28 vs LA...Recorded assists in back-to-back games (0-2-2) for the first time in his career, Feb. 19-22...Appeared in all 17 playoff games with Vancouver, recording five points (4-1-5) and two penalty minutes...Had consecutive two-goal games, Aug. 19-21, including his first career playoff goal and game-winning goal Aug. 19 at STL (in Edmonton bubble).

**2018.19** Completed his third season in the NHL (second with Vancouver) with 16 points (9-7-16) and 10 penalty minutes in 74 games...Set career highs in games played (74), goals (9), assists (7) and points (16)...Scored his first goal of the season Oct. 3 vs CGY...Appeared in his 100th NHL game Nov. 19 vs WPG...Scored his first career shorthanded goal Nov. 19 vs WPG...Notched a career-high fifth goal of the season Dec. 18 vs TBL...Scored the GWG during his first career multi-goal game Mar. 13 vs NYR.

**2017.18** Split the season between Columbus, Vancouver and Utica...Collected five points (3-2-5) in 31 games with Columbus...Acquired by Vancouver on Feb. 26...Posted two goals in 15 games with Vancouver...Played two games for Utica...On June 23, 2017, Motte was included in a trade by the Blackhawks to the Blue Jackets along with Artemi Panarin and a sixth-round pick in 2017 in exchange for Brandon Saad, Anton Forsberg and a fifth-round pick in 2018.

**2016.17** Made his NHL debut, recording seven points (4-3-7) in 33 games with Chicago...Collected his first career goal, Oct. 21 vs CBJ...Also appeared in 43 games for Rockford, poting 16 points (10-6-16).

**2015.16** Recorded 32 goals and 24 assists in 38 games...His 56 points ranked third in the country in scoring...Named the Big Ten First Star of the Week, and NCAA Second Star of the Week, for the week ending Jan. 19...Recorded four goals and three assists in two games against Ohio State. On Jan. 17, he recorded a career-high five points, including his first career hat trick...Named the Big Ten First Star of the Week, and NCAA First Star of the Week, for the week ending Feb. 2/16...Named the Hockey Commissioners' Association National Player of the Month for the month of January...Led the nation with 18 points and 10 goals in just six contests for an average of 3.00 points per game...During the 2016 Big Ten Men's Ice Hockey Tournament, Motte tied the Big Ten Tournament championship game record for most goals by an individual with two goals.[16] With four points during the Big Ten Tournament, Motte surpassed 100 career points, becoming the 85th Michigan player to reach the milestone...During the 2016 NCAA Division I Men's Ice Hockey Tournament, Motte scored the overtime game-winning goal in the Regional Semifinals against Notre Dame, giving Michigan its first NCAA Tournament win since 2011...Motte led the team in blocked shots among forwards, and ranked No. 2 in the NCAA, with 70.

**2014.15** Recorded nine goals and 22 assists in 35 games, finishing third on the team in assists, and fourth in points...Led all Michigan forwards with 43 blocked shots...Named the Big Ten Second Star of the Week for the week ending Dec. 9...Recorded his first career four-point night with four assists in an 8-3 win over Ohio State...Became the first Michigan player to record four assists in a game since Aaron Palushaj on Feb. 13/09.

**2013.14** Made his collegiate debut with the Michigan Wolverines, scoring 18 points (9-9-18) in 34 games...Notched his first career goal on Oct. 12 vs RIT...Named the Big Ten Second Star of the Week for the week ending Oct. 20...Named the Big Ten Second Star of the Week for the week ending Nov. 26...Awarded the conference's second star after he recorded his first career multiple-point effort with a goal and two assists against Niagara.

## REGULAR SEASON

SEASON	CLUB	LEA	GP	G	A	PTS	PIM
2013.14	U. of Michigan	NCAA	34	9	9	18	22
2014.15	U. of Michigan	NCAA	35	9	22	31	14
2015.16	U. of Michigan	NCAA	38	32	24	56	36
	Rockford	AHL	5	2	3	5	2
<b>2016.17</b>	<b>Chicago</b>	<b>NHL</b>	<b>33</b>	<b>4</b>	<b>3</b>	<b>7</b>	<b>14</b>
	Rockford	AHL	43	10	6	16	20
2017.18	<b>Columbus</b>	<b>NHL</b>	<b>31</b>	<b>3</b>	<b>2</b>	<b>5</b>	<b>2</b>
	Vancouver	NHL	15	2	0	2	4
	Cleveland	AHL	17	9	2	11	25
	Utica	AHL	2	0	0	0	2
<b>2018.19</b>	<b>Vancouver</b>	<b>NHL</b>	<b>74</b>	<b>9</b>	<b>7</b>	<b>16</b>	<b>10</b>
<b>2019.20</b>	<b>Vancouver</b>	<b>NHL</b>	<b>34</b>	<b>4</b>	<b>4</b>	<b>8</b>	<b>10</b>
<b>2020.21</b>	<b>Vancouver</b>	<b>NHL</b>	<b>24</b>	<b>6</b>	<b>3</b>	<b>9</b>	<b>14</b>
<b>VANCOUVER TOTALS</b>			<b>147</b>	<b>21</b>	<b>14</b>	<b>35</b>	<b>38</b>
<b>NHL TOTALS</b>			<b>211</b>	<b>28</b>	<b>19</b>	<b>47</b>	<b>54</b>

## PLAYOFFS

GP	G	A	PTS	PIM
-	-	-	-	-
-	-	-	-	-
-	-	-	-	-
3	2	0	2	0
-	-	-	-	-
-	-	-	-	-
-	-	-	-	-
-	-	-	-	-
-	-	-	-	-
5	2	0	2	2
-	-	-	-	-
<b>17</b>	<b>4</b>	<b>1</b>	<b>5</b>	<b>2</b>
-	-	-	-	-
<b>17</b>	<b>4</b>	<b>1</b>	<b>5</b>	<b>2</b>
-	-	-	-	-

## 2020.21 GAME BY GAME

13-Jan	@EDM	0	0	0	0	16:11
14-Jan	@EDM	1	0	1	0	17:04
16-Jan	@CGY	0	0	0	4	16:50
18-Jan	@CGY	0	0	0	0	15:23
20-Jan	vs MTL	1	0	1	0	15:44
21-Jan	vs MTL	0	0	-1	0	16:33
23-Jan	vs MTL	0	0	0	0	17:28
25-Jan	vs OTT	1	0	1	1	17:33
27-Jan	vs OTT	2	0	2	2	16:30
28-Jan	vs OTT	0	0	0	0	14:50
30-Jan	@WPG	0	0	0	0	14:33
1-Feb	@MTL	0	1	1	2	14:16
2-Feb	@TOR	0	0	-1	0	13:16
4-Feb	@TOR	0	0	-3	0	17:00
6-Feb	@TOR	0	0	-1	2	17:17
8-Feb	@TOR	INI				
11-Feb	vs CGY	INI				
13-Feb	vs CGY	INI				
15-Feb	vs CGY	INI				
17-Feb	vs CGY	INI				
19-Feb	vs WPG	INI				
21-Feb	vs WPG	INI				
23-Feb	vs EDM	INI				
25-Feb	vs EDM	INI				
1-Mar	@WPG	INI				
2-Mar	@WPG	INI				
4-Mar	vs TOR	INI				
6-Mar	vs TOR	INI				
8-Mar	vs MTL	INI				
10-Mar	vs MTL	INI				
13-Mar	vs EDM	INI				
15-Mar	@OTT	INI				
17-Mar	@OTT	0	0	0	0	20:42
19-Mar	@MTL	0	0	0	2	15:29
20-Mar	@MTL	1	0	1	1	17:09
22-Mar	vs WPG	0	0	-1	0	16:05
24-Mar	vs WPG	0	0	0	0	14:32
18-Apr	vs TOR	DNP				
20-Apr	vs TOR	DNP				
22-Apr	vs OTT	DNP				
24-Apr	vs OTT	0	1	1	1	17:05
26-Apr	@OTT	0	0	0	1	13:58
28-Apr	@OTT	0	1	1	1	17:10
29-Apr	@TOR	0	0	0	0	11:47
1-May	@TOR	INI				
3-May	vs EDM	INI				
4-May	vs EDM	INI				
6-May	@EDM	INI				
8-May	@EDM	INI				
10-May	@WPG	INI				
11-May	@WPG	INI				
13-May	@CGY	INI				
15-May	@EDM	INI				
16-May	vs CGY	INI				
18-May	vs CGY	INI				
19-May	@CGY	INI				

## CAREER HIGHS

<b>Most Goals in a Game</b>	2: LATEST JAN. 27/21 vs OTT
<b>Most Assists in a Game</b>	1: LATEST APR. 28/21 at OTT
<b>Most Points in a Game</b>	2: LATEST JAN. 27/21 vs OTT; 2-0-2
<b>Hat Tricks</b>	0
<b>Game-Winning Goals</b>	2: LATEST JAN. 25/21 vs OTT
<b>Power Play Goals</b>	0
<b>Shorthanded Goals</b>	2: LATEST NOV. 24/18 at LAK
<b>Overtime Points</b>	0-0-0
<b>Shootout Record</b>	0/0/0 GDG
<b>Penalty Shot Record</b>	0/0

## NHL FIRSTS

<b>First Game</b>	Oct. 12/16 vs STL	<b>Goals</b>	2 games	Four Times (latest Jan. 25-27/21: 3 goals)
<b>First Goal</b>	Oct. 21/16 at CBJ	<b>Assists</b>	2 games	Feb. 19-22/20: 2 assists
<b>First Assist</b>	Oct. 12/16 vs STL	<b>Points</b>	2 games	Eight Times (latest Jan. 25-27/21: 3-0-3)

## STREAKS

## HONOURS

NCAA (BI G) Champion: 2016	NCAA (BI G) First All-Star Team: 2016
NCAA (West) First All-American Team: 2016	Fred J. Hume Award (Unsung Hero): 2021
Hobey Baker Award Finalist: 2016	Daniel & Henrik Sedin Award: 2021

## INTERNATIONAL

U18 World Junior Championships: 2013 (silver)

## MOTTE vs NHL

TEAM	GP	G	A	PTS	PIM	TEAM	GP	G	A	PTS	PIM
Anaheim	7	0	0	0	0	Nashville	7	0	1	1	0
Arizona	8	0	0	0	2	New Jersey	6	0	0	0	0
Boston	4	1	1	2	0	NY Islanders	5	0	0	0	0
Buffalo	5	0	1	1	0	NY Rangers	9	2	1	3	0
Calgary	11	2	0	2	12	Ottawa	13	5	2	7	4
Carolina	5	0	1	1	0	Philadelphia	5	0	1	1	6
Chicago	5	0	0	0	2	Pittsburgh	4	0	1	1	0
Colorado	7	1	0	1	0	San Jose	8	0	0	0	6
Columbus	6	1	1	2	0	St. Louis	7	0	2	2	2
Dallas	8	1	3	4	2	Tampa Bay	5	1	0	1	0
Detroit	5	0	0	0	0	Toronto	8	2	0	2	4
Edmonton	11	4	0	4	4	Vancouver	2	0	0	0	0
Florida	5	2	1	3	2	Vegas	7	0	0	0	2
Los Angeles	7	2	0	2	2	Washington	3	0	0	0	0
Minnesota	6	1	1	2	0	Winnipeg	9	1	0	1	0
Montreal	13	2	2	4	4						

## NHL MILESTONES

<b>100th NHL Game</b>	Nov. 19/18 vs WPG
<b>200th NHL Game</b>	Feb. 2/21 at MTL



# 57 TYLER MYERS

(TIGH-luhr MIGH-uhrr)

## POSITION DEFENCE

SHOOTS RIGHT

HEIGHT 6'8"

WEIGHT 229 LBS

BIRTHPLACE  
HOUSTON, TX

BORN FEB. 1, 1990



## ACQUIRED

Signed as a Free Agent on  
July 1, 2019.

## DRAFTED

Buffalo's first round selection, 12th  
overall in the 2008 NHL Entry Draft.

## CAREER HIGHLIGHTS

**2020.21** Finished his 11th NHL season (second with Vancouver) with 21 points (6-15-21) and 51 penalty minutes in 55 games...Finished first among Canucks defencemen in goals (6) and shots (109), and second in assists (15), points (21), blocked shots (61), and average TOI (22:05)...Buried his first goal of the season, shorthanded, Jan. 18 at CGY...Strung together a three-game point streak from Jan. 18-21 (1-3-4) and again from Feb. 13-17 (1-3-4)...Established a season-high in TOI (30:08), Apr. 18 vs TOR...Tallied his third game-winning goal of the season in a multi-point outing (1-1-2), May 18 vs CGY.

**2019.20** Completed his 10th NHL season (first with Vancouver), recording 21 points (6-15-21) and 49 penalty minutes in 68 games played...Ranked first among Vancouver defencemen in shots (134), second in goals (6) and hits (99), and third in points (15) and blocked shots (108)...Made his Canucks debut and recorded an assist, Oct. 2 at EDM...Notched a shorthanded goal to go along with an assist, Dec. 7 vs BUF...Had seven points in as many games (2-5-7) from Dec. 15-29, including a three-point outing (2-1-3) on Dec. 29 at CGY...Registered his 200th career assist, Dec. 29 at CGY...Appeared in his 700th career game (0-1-1), Mar. 1 at CBJ...Skated in 10 additional playoff games for Vancouver.

**2018.19** Recorded 31 points (9-22-31) in 80 games...Led all Winnipeg Jets defencemen in goals (9) and tied for second among blueliners in points (31)...His three game-winning goals also paced Jets blueliners while his 156 shots on goal ranked second.

**2017.18** Scored 36 points (6-30-36) in 82 games with Winnipeg...Appeared in all 82 regular season games for the first time since his rookie season...Averaged 21:26 ice time.

**2016.17** Appeared in 11 games, collecting five points (2-3-5)...Missed most of the season due to a lower body injury.

**2015.16** Played in 73 games, collecting 27 points (9-18-27)...Set a season high scoring streak of four games (2-4-6), Dec. 15-22...Went on a three game scoring streak (1-3-4), Jan. 3-7...Season ended early due to hip and knee injuries.

**2014.15** Split the season between Buffalo and Winnipeg...Accumulated 13 points (4-9-13) in 47 games...Posted 15 points in 24 games with Winnipeg...Acquired by Winnipeg, alongside Drew Stafford, Joel Armia, Brendan Lemieux and St. Louis' first round pick in 2015 in exchange for Evander Kane, Zach Bogosian and Jason Kasdorf, Feb. 11/15.

**2013.14** Collected 22 points (9-13-22) in 62 games...Set a season high three points (1-2-3) in a game, Feb. 28 vs SJ...Missed the rest of the season due to a broken bone in his leg.

**2012.13** Split the season between Buffalo and Klagenfurt AC...Collected eight points (3-5-8) in 39 games...Collected a season high two points in a game (1-1-2) on Feb. 15 vs BOS...Signed with Klagenfurt AC of the Austrian Erste Bank Hockey League during the 2012 NHL lockout on Oct. 14/12.

**2011.12** Collected 23 points (8-15-23) in 55 games...Recorded his first multi-goal game of the season, Nov. 16 vs NJ...Established a three-game scoring streak (3 assists), Feb. 4-10...Set a season long scoring streak of four games (2-2-4), Feb. 16-21.

**2010.11** Finished the season with 37 points (10-27-37) in 80 games...Led Sabres defencemen in scoring (37 points) and tied for the team lead with five game-winning goals...Collected three assists in three straight games, Dec. 11-17...Posted his second three game scoring streak of the season (5 assists), Mar. 19-22.

**2009.10** Made his NHL debut, collecting 48 points (11-37-48) in 82 games...Led all Sabres players in ice time and ranked first among Buffalo defencemen in goals (11), assists, points and blocked shots...One of only four rookies to play all 82 games...Led rookie players in average ice time (23:44), assists (37) and blocked shots (133) and finished third among rookies in points (48)...Won the Calder Trophy...Named to the NHL All-Rookie Team...Made NHL playoff debut, scoring a goal and leading Sabres defencemen in shots (18).

**2008.09** Set a junior career high for points (42)...Helped lead Kelowna to the 2009 WHL Championship, scoring 20 points during the playoff run and was name WHL Playoff MVP...Named to the WHL West Second All-Star Team.

## REGULAR SEASON

SEASON	CLUB	LEA	GP	G	A	PTS	PIM
2005.06	Kelowna	WHL	9	0	1	1	2
2006.07	Kelowna	WHL	59	2	13	15	78
2007.08	Kelowna	WHL	65	6	13	19	97
2008.09	Kelowna	WHL	58	9	33	42	105
2009.10	Buffalo	NHL	<b>82</b>	<b>11</b>	<b>37</b>	<b>48</b>	<b>32</b>
2010.11	Buffalo	NHL	<b>80</b>	<b>10</b>	<b>27</b>	<b>37</b>	<b>40</b>
2011.12	Buffalo	NHL	<b>55</b>	<b>8</b>	<b>15</b>	<b>23</b>	<b>33</b>
2012.13	Buffalo	NHL	<b>39</b>	<b>3</b>	<b>5</b>	<b>8</b>	<b>32</b>
	Klagenfurt	Austria	17	3	7	10	37
2013.14	Buffalo	NHL	<b>62</b>	<b>9</b>	<b>13</b>	<b>22</b>	<b>58</b>
2014.15	Buffalo	NHL	<b>47</b>	<b>4</b>	<b>9</b>	<b>13</b>	<b>61</b>
	Winnipeg	NHL	<b>24</b>	<b>3</b>	<b>12</b>	<b>15</b>	<b>16</b>
2015.16	Winnipeg	NHL	<b>73</b>	<b>9</b>	<b>18</b>	<b>27</b>	<b>72</b>
2016.17	Winnipeg	NHL	<b>11</b>	<b>2</b>	<b>3</b>	<b>5</b>	<b>13</b>
2017.18	Winnipeg	NHL	<b>82</b>	<b>6</b>	<b>30</b>	<b>36</b>	<b>48</b>
2018.19	Winnipeg	NHL	<b>80</b>	<b>9</b>	<b>22</b>	<b>31</b>	<b>63</b>
2019.20	Vancouver	NHL	<b>68</b>	<b>6</b>	<b>15</b>	<b>21</b>	<b>49</b>
2020.21	Vancouver	NHL	<b>55</b>	<b>6</b>	<b>15</b>	<b>21</b>	<b>51</b>
<b>VANCOUVER TOTALS</b>			<b>123</b>	<b>12</b>	<b>30</b>	<b>42</b>	<b>100</b>
<b>NHL TOTALS</b>			<b>758</b>	<b>86</b>	<b>221</b>	<b>307</b>	<b>568</b>

## PLAYOFFS

GP	G	A	PTS	PIM
8	1	0	1	2
--	--	--	--	--
7	1	2	3	12
22	5	15	20	29
<b>6</b>	<b>1</b>	<b>0</b>	<b>1</b>	<b>4</b>
<b>7</b>	<b>1</b>	<b>5</b>	<b>6</b>	<b>16</b>
--	--	--	--	--
--	--	--	--	--
--	--	--	--	--
4	1	0	1	2
--	--	--	--	--
--	--	--	--	--
16	4	3	7	8
6	0	0	0	4
10	0	0	0	24
--	--	--	--	--
10	0	0	0	24
49	7	8	15	58

## 2020.21 GAME BY GAME

13-Jan	@EDM	0	0	0	-1	0	17:43
14-Jan	@EDM	0	0	0	-1	0	18:59
16-Jan	@CGY	0	0	0	0	0	20:01
18-Jan	@CGY	0	0	1	1	2	23:49
20-Jan	vs MTL	0	1	1	0	0	21:41
21-Jan	vs MTL	0	2	2	-1	16	23:44
23-Jan	vs MTL	0	0	0	-4	5	19:29
25-Jan	vs OTT	0	0	0	2	0	24:16
27-Jan	vs OTT	0	1	1	1	0	24:35
28-Jan	vs OTT	0	1	1	2	2	22:36
30-Jan	@WPG	0	0	0	1	0	22:56
1-Feb	@MTL	0	0	0	0	2	20:05
2-Feb	@CGY	0	0	0	-1	0	25:04
4-Feb	@TOR	0	0	1	2	2	24:46
6-Feb	@TOR	0	0	0	0	2	26:10
8-Feb	@TOR	0	0	0	-2	0	20:08
11-Feb	vs CGY	0	0	0	0	2	24:04
13-Feb	vs CGY	1	0	1	0	0	22:49
15-Feb	vs CGY	0	2	2	0	2	23:33
17-Feb	vs CGY	0	1	1	1	0	22:02
19-Feb	vs WPG	0	0	0	0	0	22:41
21-Feb	vs WPG	0	0	0	0	0	20:43
23-Feb	vs EDM	1	0	1	0	2	22:38
25-Feb	vs EDM	0	0	0	0	0	21:05
1-Mar	@WPG	0	1	1	1	0	18:49
2-Mar	@WPG	0	0	-2	2	19	16
4-Mar	vs TOR	0	1	1	0	0	21:32
6-Mar	vs TOR	0	0	-1	0	0	21:24
8-Mar	vs MTL	0	0	0	0	0	24:57
10-Mar	vs MTL	0	0	-3	0	0	22:04
13-Mar	vs EDM	1	0	1	1	0	18:00
15-Mar	@OTT	0	0	2	0	0	23:58
17-Mar	@OTT	0	0	0	0	0	20:58
19-Mar	@MTL	0	0	0	0	0	21:24
20-Mar	@MTL	0	0	0	0	2	18:04
22-Mar	vs WPG	0	0	-2	0	0	21:32
24-Mar	vs WPG	0	0	-2	0	0	24:47
18-Apr	vs TOR	0	1	1	0	0	30:08
20-Apr	vs TOR	0	0	0	2	22	47
22-Apr	vs OTT	0	0	0	0	0	25:16
24-Apr	vs OTT	0	0	0	0	0	22:43
26-Apr	@OTT	0	1	1	2	2	18:38
28-Apr	@OTT	1	1	2	-2	0	21:08
29-Apr	@TOR	0	0	0	0	0	23:02
1-May	@TOR	0	0	0	-1	0	22:23
3-May	vs EDM	0	0	1	0	0	18:52
4-May	vs EDM	0	0	-1	0	0	21:34
6-May	@EDM	0	0	0	2	2	22:35
8-May	@EDM	0	0	2	2	0	20:05
10-May	@WPG	0	0	1	0	0	24:49
11-May	@WPG	0	0	-1	0	0	20:22
13-May	@CGY	0	0	-2	0	0	23:37
15-May	@EDM	0	0	1	2	1	21:08
16-May	vs CGY	DNP					
18-May	vs CGY	0	1	2	1	0	20:14
19-May	@CGY	0	1	1	-1	0	23:38

## CAREER HIGHS

Most Goals in a Game	2: FIVE TIMES - LATEST DEC. 29/19 at CGY
Most Assists in a Game	3: FIVE TIMES - LATEST FEB. 18/18 vs FLA
Most Points in a Game	4: MAR. 10/10 vs DAL: 1-3-4
Hat Tricks	0
Game-Winning Goals	19: LATEST MAY 18/21 vs CGY
Power Play Goals	19: LATEST DEC. 29/19 at CGY
Shorthanded Goals	4: LATEST JAN. 18/21 at CGY
Overtime Points	4-3-7
Shootout Record	1/4, 1 GDG
Penalty Shot Record	0/0

## NHL FIRSTS

First Game	Oct. 3/09 vs MTL
First Goal	Oct. 16/09 vs NYI
First Assist	Oct. 8/09 vs PHX

## STREAKS

Goals	N/A
Assists	4 games Feb. 13-20/18: 7 assists
Points	5 games Two Times (latest Mar. 16-24/10: 1-5-6)

## HONOURS

CHL Memorial Cup All-Star Team: 2009	WHL (West) Second All-Star Team: 2009
WHL Champion: 2009	WHL Playoffs MVP: 2009
Caldner Memorial Trophy (NHL Rookie of the Year): 2010	NHL Rookie of the Month (January): 2010
NHL All-Rookie Team: 2010	EBEL Champion: 2013

## INTERNATIONAL

World Championships: 2010	World Junior Championships: 2009 (Gold)
---------------------------	---

## MYERS vs NHL

TEAM	GP	G	A	PTS	PIM	TEAM	GP	G	A	PTS	PIM
Anaheim	17	3	6	9	29	Nashville	22	2	9	11	39
Arizona	12	2	7	9	12	New Jersey	25	4	3	7	16
Boston	34	5	12	17	28	NY Islanders	22	5	5	10	12
Buffalo	7	1	4	5	2	NY Rangers	24	3	6	9	8
Calgary	26	6	8	14	14	Ottawa	41	5	11	16	22
Carolina	29	2	7	9	24	Philadelphia	21	5	6	11	10
Chicago	24	1	7	8	14	Pittsburgh	25	0	7	7	8
Colorado	24	0	5	5	20	San Jose	22	2	12	14	31
Columbus	16	2	4	6	12	St. Louis	25	1	7	8	23
Dallas	25	6	9	15	19	Tampa Bay	26	5	5	10	22
Detroit	17	1	5	6	20	Toronto	44	4	12	16	26
Edmonton	30	5	5	10	18	Vancouver	16	3	7	10	8
Florida	28	2	15	17	12	Vegas	8	1	3	4	4
Los Angeles	18	2	1	3	28	Washington	25	2	4	6	14
Minnesota	25	1	5	6	18	Winnipeg	28	3	9	12	1
Montreal	47	2	15	17	45						

## NHL MILESTONES

100th NHL Game	Nov. 13/10 vs WSH
500th NHL Game	Dec. 3/17 vs OTT
600th NHL Game	Jan. 17/19 at NSH
700th NHL Game	Mar. 1/20 at CBJ
100th NHL Point	Feb. 17/12 vs MTL
200th NHL Point	Oct. 29/17 vs PIT
100th NHL Assist	Nov. 18/14 vs SJ
200th NHL Assist	Dec. 29/19 at CGY



# 70 TANNER PEARSON

(TA-nuhr PEER-suhn)

POSITION LEFT WING

SHOOTS LEFT

HEIGHT 6'11"

WEIGHT 201 LBS

BIRTHPLACE  
KITCHENER, ON

BORN AUG. 10, 1992



## ACQUIRED

From the Pittsburgh Penguins in exchange for Erik Gudbranson on February 25, 2019.

## DRAFTED

Los Angeles' first round selection, 30th overall, in the 2012 NHL Entry Draft.

 @tannerjpearson

 tannerjpearson

## CAREER HIGHLIGHTS

**2020.21** Completed his eighth NHL season (third with Vancouver), registering 18 points (10-8-18) and 26 penalty minutes in 51 games played...Contributed two assists in the season opener, Jan. 13 at EDM...Tallied a goal and an assist, Jan. 25 vs OTT...Logged a career-high in TOI (22:33), Mar. 8 vs MTL...Signed a three-year contract extension on Apr. 8...Notched two goals, including the game-winner, Apr. 18 vs TOR...Appeared in his 500th career NHL game, May 4 vs EDM.

**2019.20** Completed his seventh season in the NHL (second with Vancouver) with 45 points (21-24-45) and 27 penalty minutes in 69 games...Set new career-highs in points (45), power play points (10), shorthanded goals (2), and shorthanded points (3)...Notched a goal and set a career-high for shots on goal (11) in the season opener, Oct. 2 at EDM...Played in his 400th career game, Oct. 30 vs L.A...Scored his 100th career NHL goal, Jan. 16 vs ARI...Collected a career-high four points (2-2-4), Nov. 30 at EDM...Registered consecutive three-point games Dec. 29 at CGY (2-1-3) and Jan. 2 vs CHI (1-2-3)...Recorded his 100th career assist, Jan. 2 vs CHI...Ranked sixth in playoff scoring for the Canucks with eight points (4-4-8) in 17 games.

**2018.19** Split his sixth season in the NHL between Vancouver (9-3-12 in 19 games), Pittsburgh (9-5-14 in 44 games), and Los Angeles (0-1-1 in 17 games)...His 18 goals in 2018.19 rank as the second best season in his career...Acquired by Vancouver from Pittsburgh Feb. 25 in exchange for Erik Gudbranson...Recorded an assist in his season debut Oct. 5 vs SJS...Notched his first goal as a Canuck Feb. 28 at ARI...Matched a career-high three points (2-1-3) and scored the GWG Mar. 20 vs OTT...Had four goals and five points (4-1-5) in three games from Apr. 2-6.

**2017.18** Played all 82 games for Los Angeles, recording 40 points (15-25-40) and 27 penalty minutes...Skated in his 300th career NHL game, Mar. 22 at COL...Set a new career-high in assists (25)...Appeared in his fourth NHL postseason with Los Angeles.

**2016.17** Completed his fourth NHL season with Los Angeles, recording a career-high 44 points (24-20-44) in 80 games...Ranked second on the team with a career-high 24 goals, and finished tied for third in points (44)...Recorded his 100th NHL point on a shorthanded goal, Mar. 23 vs WPG.

**2015.16** Appeared in 79 games for Los Angeles, registering 36 points (15-21-36) and 18 penalty minutes...Appeared in his 100th career NHL game, Dec. 22 vs SJS...Helped Los Angeles reach the playoffs for the sixth time in the last seven seasons...Added 3 points (1-2-3) in 5 NHL playoff games.

**2014.15** Completed the season with Los Angeles, tallying 16 points (12-4-16) and 14 penalty minutes in a career-high 42 games played...Named the NHL Rookie of the Month for October, after recording 9 points (7-2-9) in 11 games.

**2013.14** Split the season between Los Angeles (3-4-7 in 25 games) and Manchester of the AHL (17-15-32 in 41 games)...Won the Stanley Cup with Los Angeles after recording 12 points (4-8-12) and 8 penalty minutes in 24 games.

**2012.13** Completed his first professional season with Manchester of the AHL, ranking fourth in team scoring with 47 points (19-28-47) in 64 games played...Added an assist in 4 playoff games with Manchester...Played one game with Los Angeles during the Stanley Cup Playoffs.



SEASON	CLUB	LEA	REGULAR SEASON				PLAYOFFS						
			GP	G	A	PTS	PIM	GP	G	A	PTS	PIM	
2010.11	Barrie	OHL	66	15	27	42	35	-	-	-	-	-	-
2011.12	Barrie	OHL	60	37	54	91	37	-	-	-	-	-	-
2012.13	Manchester	AHL	64	19	28	47	14	4	0	1	1	4	0
<b>2012.13</b>	<b>Los Angeles</b>	<b>NHL</b>	-	-	-	-	-	<b>1</b>	<b>0</b>	<b>0</b>	<b>0</b>	<b>0</b>	<b>4</b>
2013.14	Manchester	AHL	41	17	15	32	18	-	-	-	-	-	-
<b>2014.15</b>	<b>Los Angeles</b>	<b>NHL</b>	<b>25</b>	<b>3</b>	<b>4</b>	<b>7</b>	<b>8</b>	<b>24</b>	<b>4</b>	<b>8</b>	<b>12</b>	<b>8</b>	-
<b>2015.16</b>	<b>Los Angeles</b>	<b>NHL</b>	<b>42</b>	<b>12</b>	<b>4</b>	<b>16</b>	<b>14</b>	-	-	-	-	-	-
<b>2016.17</b>	<b>Los Angeles</b>	<b>NHL</b>	<b>79</b>	<b>15</b>	<b>21</b>	<b>36</b>	<b>18</b>	<b>5</b>	<b>1</b>	<b>2</b>	<b>3</b>	<b>2</b>	-
<b>2016.17</b>	<b>Los Angeles</b>	<b>NHL</b>	<b>80</b>	<b>24</b>	<b>20</b>	<b>44</b>	<b>13</b>	-	-	-	-	-	-
<b>2017.18</b>	<b>Los Angeles</b>	<b>NHL</b>	<b>82</b>	<b>15</b>	<b>25</b>	<b>40</b>	<b>27</b>	<b>4</b>	<b>0</b>	<b>0</b>	<b>0</b>	<b>0</b>	<b>0</b>
<b>2018.19</b>	<b>Los Angeles</b>	<b>NHL</b>	<b>17</b>	<b>0</b>	<b>1</b>	<b>1</b>	<b>8</b>	-	-	-	-	-	-
	Pittsburgh	NHL	44	9	5	14	13	-	-	-	-	-	-
	Vancouver	NHL	19	9	3	12	4	-	-	-	-	-	-
<b>2019.20</b>	<b>Vancouver</b>	<b>NHL</b>	<b>69</b>	<b>21</b>	<b>24</b>	<b>45</b>	<b>27</b>	<b>17</b>	<b>4</b>	<b>4</b>	<b>8</b>	<b>4</b>	-
<b>2020.21</b>	<b>Vancouver</b>	<b>NHL</b>	<b>51</b>	<b>10</b>	<b>8</b>	<b>18</b>	<b>26</b>	-	-	-	-	-	-
<b>VANCOUVER TOTALS</b>			<b>139</b>	<b>40</b>	<b>35</b>	<b>75</b>	<b>57</b>	<b>17</b>	<b>4</b>	<b>4</b>	<b>8</b>	<b>4</b>	-
<b>NHL TOTALS</b>			<b>508</b>	<b>118</b>	<b>115</b>	<b>233</b>	<b>158</b>	<b>51</b>	<b>9</b>	<b>14</b>	<b>23</b>	<b>14</b>	-

## CAREER HIGHS

<b>Most Goals in a Game</b>	2: 14 TIMES - LATEST APR. 20/21 vs TOR
<b>Most Assists in a Game</b>	3: TWICE - LATEST NOV. 2/17 vs TOR
<b>Most Points in a Game</b>	4: NOV. 30/19 at EDM
<b>Hat Tricks</b>	0
<b>Game-Winning Goals</b>	23: LATEST APR. 24/21 vs OTT
<b>Power Play Goals</b>	17: LATEST APR. 20/21 vs TOR
<b>Shorthanded Goals</b>	3: LATEST NOV. 30/19 at EDM
<b>Overtime Points</b>	6-4-10
<b>Shootout Record</b>	3/15, 3 GDG
<b>Penalty Shot Record</b>	0/0

## NHL FIRSTS

<b>First Game</b>	Nov. 14/13 at NYI	<b>Goals</b>	3 Games	Five Times (Latest Feb. 27-Mar. 2/17: 3 goals)
<b>First Goal</b>	Nov. 14/13 at NYI	<b>Assists</b>	3 Games	Four Times (Latest Nov. 12-16/19: 0-3-3)
<b>First Assist</b>	Mar. 27/14 at PIT	<b>Points</b>	4 games	Three Times (Latest Oct. 30-Nov. 7/17: 1-5-6)

## HONOURS

NHL Rookie of the Month (October): 2014	NHL Stanley Cup Champion: 2014
CHL Top Prospects Game: 2012	OHL Second All-Star Team: 2012

## INTERNATIONAL

World Junior Championships: 2012 (bronze)	Super Series: 2011
---	--------------------

## PEARSON vs NHL

TEAM	GP	G	A	PTS	PIM	TEAM	GP	G	A	PTS	PIM
Anaheim	24	4	8	12	10	Nashville	15	6	6	12	4
Arizona	23	10	3	13	11	New Jersey	13	3	0	3	0
Boston	10	3	0	3	0	NY Islanders	12	1	1	2	0
Buffalo	12	4	5	9	7	NY Rangers	13	4	1	5	6
Calgary	31	9	5	14	4	Ottawa	23	9	3	12	4
Carolina	13	2	4	6	8	Philadelphia	14	1	2	3	4
Chicago	16	2	4	6	9	Pittsburgh	10	1	4	5	2
Colorado	16	1	3	4	2	San Jose	24	7	8	15	11
Columbus	13	4	1	5	2	St. Louis	17	5	4	9	0
Dallas	18	4	5	9	4	Tampa Bay	11	1	1	2	0
Detroit	11	0	1	1	2	Toronto	22	7	5	12	8
Edmonton	32	8	15	23	12	Vancouver	17	4	2	6	2
Florida	12	3	6	9	4	Vegas	9	2	1	3	0
Los Angeles	6	1	2	3	4	Washington	11	0	5	5	6
Minnesota	18	6	4	10	8	Winnipeg	24	4	5	9	8
Montreal	18	2	1	3	16						

## 2020.21 GAME BY GAME

13-Jan	@EDM	0	2	2	1	0	16:05
14-Jan	@EDM	0	0	0	0	0	17:28
16-Jan	@CGY	0	0	0	0	2	14:05
18-Jan	@CGY	0	0	0	0	0	16:37
20-Jan	vs MTL	0	0	-1	0	0	19:49
21-Jan	vs MTL	0	0	-1	0	0	12:15
23-Jan	vs MTL	0	0	-2	10	12:20	
25-Jan	vs OTT	1	1	2	3	13:39	
27-Jan	vs OTT	0	0	0	0	14:19	
28-Jan	vs OTT	1	0	1	2	13:25	
30-Jan	@WPG	0	1	1	2	16:44	
1-Feb	@MTL	0	0	0	-1	0	17:34
2-Feb	@TOR	1	0	1	-1	2	16:47
4-Feb	@TOR	1	0	0	0	0	13:54
6-Feb	@TOR	0	0	-3	0	0	13:57
8-Feb	@TOR	0	0	-1	2	18:16	
11-Feb	vs CGY	0	0	-1	0	0	16:45
13-Feb	vs CGY	0	0	0	-2	2	17:22
15-Feb	vs CGY	1	0	-1	0	0	16:37
17-Feb	vs CGY	0	0	1	0	0	15:49
19-Feb	vs WPG	0	0	-1	0	0	18:12
21-Feb	vs WPG	0	0	0	0	0	18:38
23-Feb	vs EDM	0	0	0	1	0	16:53
25-Feb	vs EDM	0	0	-1	2	17:07	
1-Mar	@WPG	0	0	0	0	0	18:07
2-Mar	@WPG	0	0	-1	0	0	13:00
4-Mar	vs TOR	0	0	1	0	0	16:50
6-Mar	vs TOR	0	0	0	0	0	20:11
8-Mar	vs MTL	0	0	1	0	2	22:33
10-Mar	vs MTL	0	0	-1	0	0	16:44
13-Mar	vs EDM	0	1	1	2	19:37	
15-Mar	@OTT	1	0	1	0	0	19:41
17-Mar	@OTT	0	0	-1	0	0	14:48
19-Mar	@MTL	INI					
20-Mar	@MTL	INI					
22-Mar	vs WPG	INI					
24-Mar	vs WPG	INI					
18-Apr	vs TOR	0	0	3	0	0	16:51
20-Apr	vs TOR	2	0	2	0	0	19:39
22-Apr	vs OTT	0	0	-1	0	0	18:24
24-Apr	vs OTT	1	0	1	0	0	18:16
26-Apr	@OTT	0	0	0	0	0	20:50
28-Apr	@OTT	0	0	-1	0	0	16:59
29-Apr	@TOR	0	0	-2	0	0	19:49
1-May	@TOR	1	0	-1	0	0	13:50
3-May	vs EDM	0	0	-2	0	0	16:40
4-May	vs EDM	0	0	0	2	17:58	
6-May	@EDM	0	1	1	0	0	18:42
8-May	@EDM	0	0	-2	0	0	20:29
10-May	@WPG	0	1	1	0	0	19:22
11-May	@WPG	0	0	-2	0	0	13:56
13-May	@CGY	0	0	-1	0	0	17:34
15-May	@EDM	0	1	1	0	0	16:27
16-May	vs CGY	0	0	-1	0	0	20:25
18-May	vs CGY	0	0	0	-1	0	18:21

## NHL MILESTONES

<b>100th NHL Game</b>	Dec. 22/15 vs SJS
<b>300th NHL Game</b>	Mar. 22/18 at COL
<b>400th NHL Game</b>	Oct. 30/19 at LA
<b>500th NHL Game</b>	May 8/21 at EDM
<b>100th NHL Point</b>	Mar. 23/17 vs WPG
<b>200th NHL Point</b>	Jan. 2/20 vs CHI
<b>100th NHL Goal</b>	Jan. 16/20 vs ARI
<b>100th NHL Assist</b>	Jan. 2/20 vs CHI



# 40 ELIAS PETTERSSON

(uh-LIGH-uhs peh-TUHR-suhn)

POSITION CENTRE

SHOOTS LEFT

HEIGHT 6'2"

WEIGHT 176 LBS

BIRTHPLACE

SUNDSVALL, SWEDEN

BORN NOV. 12, 1998



DRAFTED

Vancouver's first round selection,  
5th overall in the 2017 NHL Entry  
Draft.



@\_EPettersson



\_eliaspettersson

## CAREER HIGHLIGHTS

**2020.21** Finished his third NHL season (all with Vancouver) with 21 points (10-11-21) and six penalty minutes in 26 games...Netted his first goal of the season, Jan. 23 vs MTL...Extended his point streak to four games (2-2-4) with a power play marker, Feb. 8 vs TOR...Registered his first multi-goal game of the season (2-0-2), Feb. 21 vs WPG...Scored a goal and an assist (1-1-2) to reach 150 career points in 162 career games, Feb. 23 vs EDM, tying Patrik Sundstrom as the second-fastest in franchise history to do so (Bure, 130 games)...Suffered a season-ending injury Mar. 1 at WPG.

**2019.20** Completed his second season in the NHL (both with Vancouver), recording 66 points (27-39-66) and 18 penalty minutes in 68 games...Matched his first-year point total (66) in three fewer games (68)...Awarded the Pavel Bure Award for the second straight year as the Canucks "Most Exciting Player"...Recorded 12 points (2-10-12) during a five-game point streak from Oct. 20-30...Collected his 100th career point, Dec. 12 vs CAR, becoming the second-fastest player (103 games) in franchise history to reach 100 points, trailing only Pavel Bure (96)...Became the third-fastest Canuck (124 games) to score 50 career goals, Feb. 2 at CAR, trailing only Pavel Bure (82) and Brock Boeser (110)...Registered his sixth three-point game of the season (1-2-3), Mar. 1 at CBJ...Shared the team lead in scoring during the playoffs with 18 points (7-11-18) in 17 games...Tallied three points (1-2-3), including the game-winner, Aug. 25 at VGK (in Edmonton bubble)...Scored the game-winning goal to force Game 6, Sep. 1 at VGK (in Edmonton bubble).

**2018.19** Completed his first NHL season with 66 points (28-38-66) and 12 penalty minutes in 71 games...Holds the franchise record and ranks tied for 7th all-time in League history among Swedish born players for most points as a rookie (66)...Awarded the Canucks 2018.19 Pavel Bure Award as the most exciting player...Scored his first career NHL goal and added an assist in his first NHL game Oct. 3 vs CGY...Recorded his first career two-goal game Oct. 6 at CGY...Had a five-game point streak to start his NHL career from Oct. 3-13 (5-3-8 in that span)...Recorded a five point game (2-3-5) Nov. 2 vs COL...Named the NHL's rookie of the month for October and December...Had a seven-game point streak from Dec. 6-16 (4-9-13 during that span)...Recorded his second five point game (1-4-5) of the season Dec. 9 at STL...Notched his first career hat trick and OTG, establishing a new single-season record for most game-winners by a rookie Jan. 2 at OTT; this game also marked the eighth time a Canucks rookie collected a hat trick and first hat trick that included an OTG as a rookie...Appeared in his first All-Star Game Jan. 26 in San Jose, becoming the youngest Canuck and just third Canucks rookie to earn this honour...Tied the Canucks rookie scoring record (60) with an assist Mar. 17 at DAL...Set a new Canucks rookie scoring record (61) with an assist Mar. 18 at CHL.

## REGULAR SEASON

## PLAYOFFS

## 2020-21 GAME BY GAME

SEASON	CLUB	LEA	GP	G	A	PTS	PIM	GP	G	A	PTS	PIM
2015-16	Timrå IK	Swe-1	25	3	6	9	0	-	-	-	-	-
2016-17	Timrå IK	Swe-1	43	19	22	41	14	-	-	-	-	-
2017-18	Vaxjö HC	SweHL	44	24	32	56	14	13	10	9	19	4
2018-19	<b>Vancouver</b>	<b>NHL</b>	<b>71</b>	<b>28</b>	<b>38</b>	<b>66</b>	<b>12</b>	-	-	-	-	-
2019-20	<b>Vancouver</b>	<b>NHL</b>	<b>68</b>	<b>27</b>	<b>39</b>	<b>66</b>	<b>18</b>	<b>17</b>	<b>7</b>	<b>11</b>	<b>18</b>	<b>2</b>
2020-21	<b>Vancouver</b>	<b>NHL</b>	<b>26</b>	<b>10</b>	<b>11</b>	<b>21</b>	<b>6</b>	-	-	-	-	-
<b>VANCOUVER/NHL TOTALS</b>			<b>165</b>	<b>65</b>	<b>88</b>	<b>153</b>	<b>36</b>	<b>17</b>	<b>7</b>	<b>11</b>	<b>18</b>	<b>2</b>

## CAREER HIGHS

<b>Most Goals in a Game</b>	3: JAN. 2/19 at OTT
<b>Most Assists in a Game</b>	4: DEC. 9/18 vs COL
<b>Most Points in a Game</b>	5: TWICE - LATEST DEC. 9/18 vs COL: 1-4-5
<b>Hat Tricks</b>	1: JAN 2/19 at OTT
<b>Game-Winning Goals</b>	13: LATEST JAN. 28 vs OTT
<b>Power Play Goals</b>	22: LATEST FEB. 21/21 vs WPG
<b>Shorthanded Goals</b>	0
<b>Overtime Points</b>	2-2-4
<b>Shootout Record</b>	7/18: 1 GDG
<b>Penalty Shot Record</b>	1/2: LATEST MAR. 17/19 at DAL (KHUODOBIN), NO GOAL

## NHL FIRSTS

<b>First Game</b>	Oct. 3/18 vs CGY	<b>Goals</b>	3 games: Dec. 6-11 (3 goals)
<b>First Goal</b>	Oct. 3/18 vs CGY	<b>Assists</b>	6 games: Dec. 4-15/18 (9 assists)
<b>First Assist</b>	Oct. 3/18 vs CGY	<b>Points</b>	7 games: Dec. 4-16/18 (4-9-13)

## STREAKS

## HONOURS

SHL Forward of the Year: 2018	SHL Most Valuable Player: 2018
Stefan Liv Memorial Trophy (SHL Playoffs MVP): 2018	SHL Rookie of the Year: 2018
European Hockey Awards Young Player of the Year: 2018	Swedish Forward of the Year: 2018
Calder Memorial Trophy: 2019	Canucks Most Exciting Player: 2019
Canucks Top Scorer: 2019	

## INTERNATIONAL

World Championships: 2018 (Gold)	World Junior Championships: 2018 (Silver), 2017
World U18 Championships: 2016 (Silver)	Ivan Hlinka Memorial Tournament: 2015 (Silver)
World Championships: 2019	

## PETTERSSON vs NHL

TEAM	GP	G	A	PTS	PIM	TEAM	GP	G	A	PTS	PIM
Anaheim	6	1	2	3	2	Montreal	9	3	0	3	0
Arizona	4	0	2	2	0	Nashville	6	4	6	10	4
Boston	3	1	1	2	0	New Jersey	4	1	0	1	2
Buffalo	3	0	2	2	2	NY Islanders	4	0	2	2	0
Calgary	14	4	8	12	12	NY Rangers	4	0	2	2	0
Carolina	4	3	2	5	0	Ottawa	7	6	5	11	0
Chicago	6	2	4	6	2	Philadelphia	4	0	2	2	0
Colorado	5	2	6	8	2	Pittsburgh	3	2	2	4	4
Columbus	4	3	3	6	2	San Jose	8	2	3	5	0
Dallas	5	0	2	2	0	St. Louis	6	2	7	9	0
Detroit	4	3	5	8	0	Tampa Bay	3	2	0	2	0
Edmonton	11	3	4	7	2	Toronto	6	1	2	3	0
Florida	3	1	4	5	0	Vegas	5	3	2	5	0
Los Angeles	7	5	7	12	0	Washington	3	3	0	3	0
Minnesota	5	3	1	4	0	Winnipeg	9	5	2	7	2

## NHL MILESTONES

<b>100th NHL Game</b>	Dec. 3/19 vs OTT
<b>100th NHL Point</b>	Dec. 12/19 vs CAR

13-Jan @EDM	0	1	1	2	0	17:48
14-Jan @EDM	0	0	0	0	0	20:52
16-Jan @CGY	0	0	0	0	0	19:02
18-Jan @CGY	0	0	1	4	0	18:59
20-Jan vs MTL	0	0	-2	0	0	20:58
21-Jan vs MTL	0	0	-1	0	0	14:29
23-Jan vs MTL	1	0	1	-1	0	18:39
25-Jan vs OTT	0	0	-1	0	0	15:24
27-Jan vs OTT	1	1	2	2	0	18:54
28-Jan vs OTT	1	1	2	1	0	17:54
30-Jan @WPG	0	1	1	2	0	20:55
1-Feb @MTL	0	0	-3	0	0	15:22
2-Feb @CGY	0	0	1	-1	0	19:51
4-Feb @TOR	0	1	1	-1	0	18:15
6-Feb @TOR	0	1	1	-1	0	18:53
8-Feb @TOR	1	0	1	0	0	20:31
11-Feb vs CGY	0	1	1	2	0	19:02
13-Feb vs CGY	0	0	0	1	0	17:07
15-Feb vs CGY	0	1	1	1	0	19:36
17-Feb vs CGY	0	1	1	3	0	13:57
19-Feb vs WPG	0	0	-2	0	0	20:14
21-Feb vs WPG	2	0	2	-2	0	20:27
23-Feb vs EDM	1	1	2	0	0	20:01
25-Feb vs EDM	0	0	0	0	0	20:51
1-Mar @WPG	1	1	2	2	0	17:15
2-Mar @WPG	1	0	1	-1	0	17:31
4-Mar vs TOR	INI					
6-Mar vs TOR	INI					
8-Mar vs MTL	INI					
10-Mar vs MTL	INI					
13-Mar vs EDM	INI					
15-Mar @OTT	INI					
17-Mar @OTT	INI					
19-Mar @MTL	INI					
20-Mar @MTL	INI					
22-Mar vs WPG	INI					
24-Mar vs WPG	INI					
18-Apr vs TOR	INI					
20-Apr vs TOR	INI					
22-Apr vs OTT	INI					
24-Apr vs OTT	INI					
26-Apr @OTT	INI					
28-Apr @OTT	INI					
29-Apr @TOR	INI					
1-May @TOR	INI					
3-May vs EDM	INI					
4-May vs EDM	INI					
6-May @EDM	INI					
8-May @EDM	INI					
10-May @WPG	INI					
11-May @WPG	INI					
13-May @CGY	INI					
15-May @EDM	INI					
16-May vs CGY	INI					
18-May vs CGY	INI					
19-May @CGY	INI					



# 92

## VASILY PODKOLZIN

(vuh-SEE-lee-paud-KOHL-zihn)

POSITION RIGHT WING

SHOOTS LEFT

HEIGHT 6'11"

WEIGHT 190 LBS

BIRTHPLACE  
MOSCOW, RUS

BORN JUN. 24, 2001



### DRAFTED

Vancouver's first round selection,  
10th overall in the 2019 NHL Entry  
Draft.

 podkol\_

### CAREER HIGHLIGHTS

**2020.21** Completed his third professional season with SKA Saint Petersburg, recording 11 points (5-6-11) and 15 penalty minutes in 35 games...Led his club in scoring during the playoffs and finished 1-7th league-wide with 11 points (6-5-11) in 16 games, helping SKA Saint Petersburg advance to the third round...Appeared in one game for SKA-Neva, registering one assist...Served as team captain for Russia at the 2021 IIHF World Junior Championships, contributing four points (2-2-4) as Russia placed fourth.

**2019.20** Split the season between SKA Saint Petersburg (2-6-8 in 30 games), SKA-Neva (3-5-8 in 16 games), and SKA-1946 (0-4-4 in 2 games)...Appeared in four playoff games for SKA (1-2-3) and one playoff game for SKA-Neva...Represented Russia at the 2020 IIHF World Championships (1-4-5 in 7 games), earning silver.

**2018.19** Split the season between SKA Saint Petersburg of the KHL (0-0-0 in 3 games), SKA-Neva of the VHL (2-3-5 in 14 games), and SKA-1946 of the MHL (6-2-8 in 12 games)...Appeared in eight playoff games for SKA-Neva (2-1-3) and three playoff games for SKA-1946 (2-1-3)...Represented Russia at the 2019 IIHF World Junior Championships in Vancouver (0-3-3 in 7 games), capturing bronze.

SEASON	CLUB	LEA	REGULAR SEASON					PLAYOFFS				
			GP	G	A	PTS	PIM	GP	G	A	PTS	PIM
2018.19	St. Petersburg	KHL	3	0	0	0	0	-	-	-	-	-
2019.20	St. Petersburg	KHL	30	2	6	8	7	4	1	2	3	0
2020.21	St. Petersburg	KHL	35	5	6	11	15	16	6	5	11	6
<b>VANCOUVER/NHL TOTALS</b>			-	-	-	-	-	-	-	-	-	-

## CAREER HIGHS

Most Goals in a Game	0
Most Assists in a Game	0
Most Points in a Game	0
Hat Tricks	0
Game-Winning Goals	0
Power Play Goals	0
Shorthanded Goals	0
Overtime Points	0-0-0
Shootout Record	0/0
Penalty Shot Record	0/0

## NHL FIRSTS

First Game	N/A	Goals	N/A
First Goal	N/A	Assists	N/A
First Assist	N/A	Points	N/A

## STREAKS

## INTERNATIONAL

Under-18 Hlinka Gretzky Cup: 2019 (Bronze)

World U18 Championships: 2019 (Silver)

World Junior Championships: 2021, 2020 (Silver), 2019 (Bronze)



# 5 TUCKER POOLMAN

(TUH-kuhr POOL-muhn)

## POSITION DEFENCE

## SHOOTS RIGHT

## HEIGHT 6'4"

## WEIGHT 215 LBS

## BIRTHPLACE

EAST GRAND FORKS, MN

## BORN JUN. 8, 1993



## ACQUIRED

Signed as a free agent, July 28, 2021.

## DRAFTED

Winnipeg's fifth round selection,  
127th overall in the 2013 NHL Entry  
Draft.

 @PuckerToolman

 \_puckertoolman

## CAREER HIGHLIGHTS

**2020.21** Finished his third NHL season with one assist and two penalty minutes in 39 games played... Established a career-high for most shots in a game, Mar. 6 at MTL... Collected his first point of the season (assist), Mar. 26 at CGY... Set a career-high for time on ice (24:50), Apr. 2 vs TOR... Registered a career-high nine hits on Apr. 15 at TOR... Skated in eight postseason games with Winnipeg, scoring his first playoff goal in Game 1 of the first round at EDM, May. 19... Recorded an assist in Game 2 at EDM on May 21.

**2019.20** Completed his second season in the NHL, setting career-highs in games played (57), goals (4), assists (12), and points (16)... Scored his first goal of the season and was a +4, Oct. 8 at PIT... Had assists in back-to-back games Nov. 8-10 and Nov. 14-16... Posted a three-game assist streak (0-3-3) from Nov. 30-Dec. 5... Tallied his first career game-winning goal, shorthanded, Mar. 3 vs BUF... Recorded a career-high with two points (1-1-2) and was a +3, Mar. 9 vs ARL... Appeared in four postseason games for the Jets.

**2018.19** Completed his second professional season with the Manitoba Moose, collecting 25 points (5-20-25) and 10 penalty minutes in 43 games played... Finished second among all Moose defencemen in assists (20) and points (25)... Notched his first goal of the season, Nov. 23 vs Iowa... Scored a goal on the power play, Jan. 20 vs San Antonio... Posted an eight-game point streak (1-8-9) from Feb. 1-17... Tallied two goals, including the game-winner, Mar. 23 at Colorado.

**2017.18** Split his first professional season between the Winnipeg Jets and Manitoba Moose (AHL)... Tallied two points (1-1-2) in 24 games with the Jets... Scored his first career NHL goal on Dec. 23 at NYL... Registered a positive plus/minus rating in four consecutive games from Dec. 23-31... Collected his first career assist, Apr. 3 at MTL... Appeared in two NHL playoff games with Winnipeg... Recorded 10 points (1-9-10) and four penalty minutes in 17 games with Manitoba.

**2016.17** Appeared in 38 games during his final year with North Dakota, registering a career-high 30 points (7-23-30) to go along with 14 penalty minutes... Became the first North Dakota defencemen to reach 30 points since 2010... Led all North Dakota skaters in assists (23) and plus/minus (+18)... Ranked fourth in team scoring and first among defencemen... Named NCHC Defencemen of the Week after recording five points... Won the first-ever NCHC Defensive Defencemen of the Year Award.

**2015.16** Recorded 24 points (5-19-24) and four penalty minutes in 40 games with North Dakota, ranking fifth in points among NCHC defencemen... His 24 points ranked second among team defencemen while his +22 rating ranked sixth overall on the team... Named to the NCAA Midwest Region All-Tournament Team.

**2014.15** Made his collegiate debut with the University of North Dakota, recording 18 points (8-10-18) and 16 penalty minutes in 40 games played... Scored his first collegiate goal on Oct. 18 vs Colorado College... Ended the season one power play goal shy of a club record for franchise defencemen.

## REGULAR SEASON

## PLAYOFFS

SEASON	CLUB	LEA	GP	G	A	PTS	PIM	GP	G	A	PTS	PIM
2012.13	Omaha	USHL	64	14	14	28	49	-	-	-	-	-
2013.14	Omaha	USHL	58	15	26	41	23	4	1	3	4	4
2014.15	N. Dakota	NCHC	40	8	10	18	16	-	-	-	-	-
2015.16	N. Dakota	NCHC	40	5	19	24	4	-	-	-	-	-
2016.17	N. Dakota	NCHC	38	7	23	30	14	-	-	-	-	-
2017.18	<b>Winnipeg</b>	<b>NHL</b>	<b>24</b>	<b>1</b>	<b>1</b>	<b>2</b>	<b>0</b>	<b>2</b>	<b>0</b>	<b>0</b>	<b>0</b>	<b>0</b>
	Manitoba	AHL	17	1	9	10	4	-	-	-	-	-
2018.19	Manitoba	AHL	43	5	20	25	10	-	-	-	-	-
2019.20	<b>Winnipeg</b>	<b>NHL</b>	<b>57</b>	<b>4</b>	<b>12</b>	<b>16</b>	<b>24</b>	<b>4</b>	<b>0</b>	<b>0</b>	<b>0</b>	<b>2</b>
2020.21	<b>Winnipeg</b>	<b>NHL</b>	<b>39</b>	<b>0</b>	<b>1</b>	<b>1</b>	<b>2</b>	<b>8</b>	<b>1</b>	<b>1</b>	<b>2</b>	<b>0</b>
<b>NHL TOTALS</b>			<b>120</b>	<b>5</b>	<b>14</b>	<b>19</b>	<b>26</b>	<b>14</b>	<b>1</b>	<b>1</b>	<b>2</b>	<b>2</b>

## CAREER HIGHS

<b>Most Goals in a Game</b>	1: FIVE TIMES - LATEST MAR. 9/20 vs ARI
<b>Most Assists in a Game</b>	1: 14 TIMES - LATEST MAR. 26/21 at CGY
<b>Most Points in a Game</b>	2: MAR. 9/20 vs ARI: 1-1-2
<b>Hat Tricks</b>	0
<b>Game-Winning Goals</b>	1: MAR. 3/20 vs BUF
<b>Power Play Goals</b>	0
<b>Shorthanded Goals</b>	1: MAR. 3/20 vs BUF
<b>Overtime Points</b>	0-0-0
<b>Shootout Record</b>	0/0
<b>Penalty Shot Record</b>	0/0

## NHL FIRSTS

<b>First Game</b>	Oct. 9/17 at EDM
<b>First Goal</b>	Dec. 23/17 at NYI
<b>First Assist</b>	Apr. 3/18 at MTL

## STREAKS

<b>Goals</b>	N/A
<b>Assists</b>	3 games Nov. 30-Dec. 5/19: 3 assists
<b>Points</b>	3 games Nov. 30-Dec. 5/19: 0-3-3

## HONOURS

NCHC First All-Star Team: 2017  
 NCHC Best Defensive Defenseman: 2017  
 NCHC All-Tournament Team: 2017  
 Dave Tyler Junior Player of the Year (USHL): 2014

## POOLMAN vs NHL

TEAM	GP	G	A	PTS	PIM	TEAM	GP	G	A	PTS	PIM
Anaheim	3	0	1	1	0	Montreal	10	0	1	1	0
Arizona	2	1	1	2	0	Nashville	5	0	0	0	0
Boston	3	0	0	0	0	New Jersey	1	0	0	0	0
Buffalo	2	1	0	1	0	NY Islanders	4	1	0	1	0
Calgary	6	0	1	1	0	NY Rangers	1	0	0	0	0
Carolina	1	0	0	0	0	Ottawa	9	0	0	0	12
Chicago	6	1	0	1	0	Philadelphia	3	0	0	0	0
Colorado	2	0	0	0	0	Pittsburgh	2	1	0	1	0
Columbus	2	0	0	0	2	San Jose	3	0	0	0	0
Dallas	4	0	4	4	0	St. Louis	4	0	0	0	2
Detroit	2	0	1	1	0	Tampa Bay	2	0	1	1	0
Edmonton	13	0	0	0	2	Toronto	10	0	1	1	0
Florida	1	0	1	1	0	Vancouver	8	0	1	1	2
Los Angeles	2	0	1	1	2	Vegas	3	0	0	0	0
Minnesota	3	0	0	0	4	Washington	3	0	0	0	0

## 2020.21 GAME BY GAME

14-Jan	vs CGY	0	0	0	-1	0	18:53
18-Jan	@TOR	DND					
19-Jan	@OTT	DND					
21-Jan	@OTT	DND					
23-Jan	vs OTT	DND					
24-Jan	vs EDM	DND					
26-Jan	vs EDM	DND					
30-Jan	vs VAN	DND					
1-Feb	vs CGY	DND					
2-Feb	vs CGY	DND					
4-Feb	vs CGY	DND					
9-Feb	@CGY	DND					
11-Feb	vs OTT	0	0	0	0	15:00	
13-Feb	vs OTT	0	0	1	0	16:50	
15-Feb	@EDM	0	0	2	0	19:25	
17-Feb	@EDM	0	0	-1	0	16:15	
19-Feb	@VAN	0	0	0	0	17:25	
21-Feb	@VAN	0	0	-1	0	14:00	
25-Feb	vs MTL	INJ					
27-Feb	vs MTL	INJ					
1-Mar	vs VAN	INJ					
2-Mar	vs VAN	0	0	1	2	17:36	
4-Mar	@MTL	0	0	0	0	20:44	
6-Mar	@MTL	0	0	-1	0	21:30	
9-Mar	@TOR	0	0	0	0	20:47	
11-Mar	@TOR	0	0	0	0	21:51	
13-Mar	@TOR	0	0	1	0	16:38	
15-Mar	vs MTL	0	0	0	0	14:26	
17-Mar	vs MTL	0	0	-1	0	13:23	
18-Mar	@EDM	0	0	0	0	12:57	
20-Mar	@EDM	0	0	0	0	13:28	
22-Mar	@VAN	0	0	3	0	19:48	
24-Mar	@VAN	0	0	0	0	20:08	
26-Mar	@CGY	0	1	0	0	18:44	
27-Mar	@CGY	0	0	0	0	19:51	
29-Mar	@CGY	0	0	1	0	19:53	
31-Mar	vs TOR	0	0	-1	0	16:02	
2-Apr	vs TOR	0	0	0	0	24:50	
5-Apr	vs OTT	0	0	1	0	18:07	
8-Apr	@MTL	0	0	1	0	22:18	
10-Apr	@MTL	0	0	0	0	20:29	
12-Apr	@OTT	0	0	0	0	15:58	
14-Apr	@OTT	0	0	0	0	19:33	
15-Apr	@TOR	0	0	-1	0	19:26	
17-Apr	vs EDM	0	0	-1	0	18:40	
22-Apr	vs TOR	0	0	0	0	21:25	
24-Apr	vs TOR	0	0	-2	0	18:26	
26-Apr	vs EDM	0	0	-4	0	19:06	
28-Apr	vs EDM	0	0	1	0	20:45	
30-Apr	@MTL	0	0	0	0	18:37	
3-May	@OTT	0	0	0	0	14:15	
5-May	@CGY	0	0	1	0	17:40	
8-May	vs OTT	0	0	-1	0	18:52	
10-May	vs VAN	INJ					
11-May	vs VAN	INJ					
14-May	vs TOR	INJ					

## NHL MILESTONES

**100th NHL Game** Mar. 24/21 at VAN



# 3

## JACK RATHBONE

(JAK RATH-bohn)

POSITION DEFENCE

SHOOTS LEFT

HEIGHT 5'10"

WEIGHT 177 LBS

BIRTHPLACE

BOSTON, MA

BORN MAY 20, 1999



### DRAFTED

Vancouver's fourth round selection,  
95th overall in the 2017 NHL Entry  
Draft.

 @Jack\_Rathbone5

 jack.rathbone

### CAREER HIGHLIGHTS

**2020.21** Split his first professional season between Vancouver (1-2-3 in 8 games) and the Utica Comets (2-7-9 in 8 games)...Logged 12:04 in TOI and registered one shot in his NHL debut, May 4 vs EDM... Scored his first career NHL goal in just his second game, May 6 at EDM... Collected his first career NHL assist, May 10 at WPG... Registered a season-high five shots on goal, May 15 at EDM... Recorded an assist and logged a season-high 2:17 in TOI in the final game of the season, May 19 at CGY... Tallied three assists in his professional (AHL) debut, Feb. 26 vs ROC... Notched his first professional (AHL) goal, Mar. 3 at ROC... Led all Comets players in points per game (1.13).

**2019.20** Completed his second season with Harvard University (ECAC), finishing t-4th in overall team scoring and leading all defencemen with 31 points (7-24-31) in 28 games played... Named to the First Team All-ECAC Hockey team and AHCA All-American First Team.

**2018.19** Appeared in 33 games for Harvard University (ECAC) during his rookie collegiate season, finishing sixth in overall team scoring and third among defencemen with 22 points (7-15-22)... Ranked second in ECAC rookie scoring... Scored his first collegiate goal, Nov. 2 vs Quinnipiac... Concluded the season on a seven-game point streak... Named to the ECAC Hockey All-Rookie Team.



## REGULAR SEASON

## PLAYOFFS

## 2020.21 GAME BY GAME

SEASON	CLUB	LEA	GP	G	A	PTS	PIM	GP	G	A	PTS	PIM
2016.17	Youngstown	USHL	4	0	1	1	0	-	-	-	-	-
2018.19	Harvard	ECAC	33	7	15	22	8	-	-	-	-	-
2019.20	Harvard	ECAC	28	7	24	31	16	-	-	-	-	-
<b>2020.21</b>	<b>Vancouver</b>	<b>NHL</b>	<b>8</b>	<b>1</b>	<b>2</b>	<b>3</b>	<b>0</b>	-	-	-	-	-
	Utica	AHL	8	2	7	9	2	-	-	-	-	-
<b>VANCOUVER/NHL TOTALS</b>			<b>8</b>	<b>1</b>	<b>2</b>	<b>3</b>	<b>0</b>	-	-	-	-	-

## CAREER HIGHS

<b>Most Goals in a Game</b>	1: MAY 6/21 at CGY
<b>Most Assists in a Game</b>	1: TWICE - LATEST MAY 19/21 at CGY
<b>Most Points in a Game</b>	1: THREE TIMES - LATEST MAY 19/21 at CGY: 0-1-1
<b>Hat Tricks</b>	0
<b>Game-Winning Goals</b>	0
<b>Power Play Goals</b>	0
<b>Shorthanded Goals</b>	0
<b>Overtime Points</b>	0-0-0
<b>Shootout Record</b>	0/0
<b>Penalty Shot Record</b>	0/0

## NHL FIRSTS

## STREAKS

<b>First Game</b>	May 4/21 vs EDM	<b>Goals</b>	N/A
<b>First Goal</b>	May 6/21 vs EDM	<b>Assists</b>	N/A
<b>First Assist</b>	May 10/21 at WPG	<b>Points</b>	N/A

## HONOURS

NCAA (ECAC) All-Rookie Team  
 NCAA (ECAC) First All-Star Team  
 NCAA (East) First All-American Team  
 NCAA All-Ivy League First Team

## RATHBONE vs NHL

TEAM	GP	G	A	PTS	PIM
Calgary	2	0	1	1	0
Edmonton	4	1	0	1	0
Winnipeg	2	0	1	1	0

13-Jan	@EDM	MIN					
14-Jan	@EDM	MIN					
16-Jan	@CGY	MIN					
18-Jan	vs MTL	MIN					
20-Jan	vs MTL	MIN					
21-Jan	vs MTL	MIN					
23-Jan	vs MTL	MIN					
25-Jan	vs OTT	MIN					
27-Jan	vs OTT	MIN					
28-Jan	vs OTT	MIN					
30-Jan	@WPG	MIN					
1-Feb	@MTL	MIN					
2-Feb	@MTL	MIN					
4-Feb	@TOR	MIN					
6-Feb	@TOR	MIN					
8-Feb	@TOR	MIN					
11-Feb	vs CGY	MIN					
13-Feb	vs CGY	MIN					
15-Feb	vs CGY	MIN					
17-Feb	vs CGY	MIN					
19-Feb	vs WPG	MIN					
21-Feb	vs WPG	MIN					
23-Feb	vs EDM	MIN					
25-Feb	vs EDM	MIN					
1-Mar	@WPG	MIN					
2-Mar	@WPG	MIN					
4-Mar	vs TOR	MIN					
6-Mar	vs TOR	MIN					
8-Mar	vs MTL	MIN					
10-Mar	vs MTL	MIN					
13-Mar	vs EDM	MIN					
15-Mar	@OTT	MIN					
17-Mar	@OTT	MIN					
19-Mar	@MTL	MIN					
20-Mar	@MTL	MIN					
22-Mar	vs WPG	MIN					
24-Mar	vs WPG	MIN					
18-Apr	vs TOR	DNP					
20-Apr	vs TOR	DNP					
22-Apr	vs OTT	DNP					
24-Apr	vs OTT	DNP					
26-Apr	@OTT	DNP					
28-Apr	@OTT	DNP					
29-Apr	@TOR	DNP					
1-May	@TOR	DNP					
3-May	vs EDM	DNP					
4-May	vs EDM	0	0	0	0	12:04	
6-May	@EDM	1	0	1	1	0	12:56
8-May	@EDM	0	0	0	2	0	11:38
10-May	@WPG	0	1	1	0	0	16:20
11-May	@WPG	0	0	0	-2	0	18:34
13-May	@CGY	DNP					
15-May	@EDM	0	0	0	0	0	15:58
16-May	vs CGY	DNP					
18-May	vs CGY	0	0	0	0	0	15:36
19-May	@CGY	0	1	1	0	0	21:17



# 2 LUKE SCHENN

(LEWK SHEHN)

POSITION DEFENCE

SHOOTS RIGHT

HEIGHT 6'2"

WEIGHT 225 LBS

BIRTHPLACE  
SASKATOON, SK

BORN NOV. 2, 1989



## ACQUIRED

Signed as a free agent on July 28, 2021.

## DRAFTED

Toronto's first round selection, fifth overall in the 2008 NHL Entry Draft.

 lschenn

## CAREER HIGHLIGHTS

**2020.21** Finished his 13th NHL season with four points (2-2-4) and 51 penalty minutes in 38 games played with Tampa Bay...Led all Lightning defencemen with 99 hits...Recorded his first point of the season (assist), Feb. 3 vs DET...Scored his first goal of the season, Apr. 6 at CBJ...Posted a season-high four shots on goal and 21:21 in TOI while collecting an assist, Mar. 30 vs CBJ...Skated in eight playoff games, contributing a goal on Jun. 21 vs NYL...Won his second straight Stanley Cup with the Lightning.

**2019.20** Played in 25 games with the Lightning, posting a goal and three points to go along with 23 penalty minutes...Scored first goal with Tampa Bay on Nov. 14 vs NY Rangers and skated in a season-high 18:48 TOI on Oct. 30 vs New Jersey...Also appeared in six games with Syracuse, posting six assists and two penalty minutes...Skated in 11 playoff games to win his first career Stanley Cup, posting two assists to go along with seven penalty minutes...Skated in Game 1 of the Stanley Cup Final against Dallas, logging 8:44 time on ice...Recorded both postseason assists during the Eastern Conference Final against the NY Islanders.

**2018.19** Skated in 66 games with the Anaheim Ducks and Vancouver Canucks, posting two assists...Traded from Anaheim to Vancouver on January 16... Also appeared in 22 games for the San Diego Gulls of the AHL and seven games for the Utica Comets, recording three goals and 15 points.

**2017.18** Appeared in 64 games with Arizona, posting a goal and seven points to go along with 35 penalty minutes...Led the Coyotes with 219 hits and ranked third with 105 blocked shots...Scored 2nd career game-winning goal on March 31 vs STL...Registered a team season-best 10 hits on March 28 at Vegas...Played in his 700th career NHL game on March 22 at Carolina.

**2016.17** Played in 78 games during first season with Arizona, recording a goal and 8 points...Led the Coyotes for penalty minutes...Ranked first on the team for hits with 286 and second for blocked shots with 134.

**2015.16** Played in 72 games, splitting time between the Flyers and Kings, posting four goals and 16 points...Traded by the Flyers to the Kings on January 6.

**2014.15** Skated in 58 games with Philadelphia, registering three goals and 14 points...Ranked third on the Flyers for hits with 194 and tied for fourth with blocked shots (89).

**2013.14** Skated in 79 games with the Flyers, posting four goals and 12 points...Ranked first on the Flyers for hits with 260 and third for blocked shots (113).

**2012.13** Appeared in 47 games with Philadelphia, recording three goals and 11 points in first season with the Flyers...Led the team for blocked shots with 103 and hits with 187... Skated in seven games for Team Canada at the World Championships, posting one goal and two points.

**2011.12** Skated in 79 games with Toronto, notching two goals and 22 points...Posted a career-best 20 assists...Led the Maple Leafs with 270 hits...Appeared in eight games for Team Canada at the World Championships, posting one assist and 25 penalty minutes.

**2010.11** Played in all 82 games with Toronto, registering five goals and 22 points...Recorded career highs for goals (tie) and games played...Led the Maple Leafs for hits and blocked shots...Represented Canada at the World Championships, recording one assist in 7 games.

**2009.10** Appeared in 79 games with the Maple Leafs, tallying five goals and 17 points...Led the Maple Leafs for hits and was second for blocked shots.

**2008.09** Skated in 70 games with Toronto during rookie season, posting two goals and 14 points...Made NHL debut on October 9 against Detroit...Registered first career NHL point (assist) on October 29 against New Jersey...Scored first career NHL goal against Carey Price and the Montreal Canadiens on February 7...Named to NHL All-Rookie Team...Skated in nine games for Team Canada at the World Championships, earning a Silver Medal.

**2007.08** Appeared in 57 games with Kelowna (7-21-28) to complete 189-game WHL career spent entirely with Kelowna over three seasons (12-68-80)...Won the Gold Medal with Team Canada at the 2008 World Junior Championships.

## REGULAR SEASON

## PLAYOFFS

## 2020-21 GAME BY GAME

SEASON	CLUB	LEA	GP	G	A	PTS	PIM
2005.06	Kelowna	WHL	60	3	8	11	86
2006.07	Kelowna	WHL	72	2	27	29	139
2007.08	Kelowna	WHL	57	7	21	28	100
<b>2008.09</b>	<b>Toronto</b>	<b>NHL</b>	<b>70</b>	<b>2</b>	<b>12</b>	<b>14</b>	<b>71</b>
<b>2009.10</b>	<b>Toronto</b>	<b>NHL</b>	<b>79</b>	<b>5</b>	<b>12</b>	<b>17</b>	<b>50</b>
<b>2010.11</b>	<b>Toronto</b>	<b>NHL</b>	<b>82</b>	<b>5</b>	<b>17</b>	<b>22</b>	<b>34</b>
<b>2011.12</b>	<b>Toronto</b>	<b>NHL</b>	<b>79</b>	<b>2</b>	<b>20</b>	<b>22</b>	<b>62</b>
<b>2012.13</b>	<b>Philadelphia</b>	<b>NHL</b>	<b>47</b>	<b>3</b>	<b>8</b>	<b>11</b>	<b>34</b>
<b>2013.14</b>	<b>Philadelphia</b>	<b>NHL</b>	<b>79</b>	<b>4</b>	<b>8</b>	<b>12</b>	<b>58</b>
<b>2014.15</b>	<b>Philadelphia</b>	<b>NHL</b>	<b>58</b>	<b>3</b>	<b>11</b>	<b>14</b>	<b>18</b>
<b>2015.16</b>	<b>Philadelphia</b>	<b>NHL</b>	<b>29</b>	<b>2</b>	<b>3</b>	<b>5</b>	<b>30</b>
	<b>Los Angeles</b>	<b>NHL</b>	<b>43</b>	<b>2</b>	<b>9</b>	<b>11</b>	<b>52</b>
<b>2016.17</b>	<b>Arizona</b>	<b>NHL</b>	<b>78</b>	<b>1</b>	<b>7</b>	<b>8</b>	<b>85</b>
<b>2017.18</b>	<b>Arizona</b>	<b>NHL</b>	<b>64</b>	<b>1</b>	<b>6</b>	<b>7</b>	<b>35</b>
<b>2018.19</b>	<b>Vancouver</b>	<b>NHL</b>	<b>18</b>	<b>0</b>	<b>2</b>	<b>2</b>	<b>9</b>
	<b>Anaheim</b>	<b>NHL</b>	<b>8</b>	<b>0</b>	<b>0</b>	<b>0</b>	<b>7</b>
	Utica	AHL	7	1	4	5	4
	San Diego	AHL	22	2	8	10	9
<b>2019.20</b>	<b>Tampa Bay</b>	<b>NHL</b>	<b>25</b>	<b>1</b>	<b>2</b>	<b>3</b>	<b>23</b>
	Syracuse	AHL	6	0	6	6	2
<b>2020.21</b>	<b>Tampa Bay</b>	<b>NHL</b>	<b>38</b>	<b>2</b>	<b>2</b>	<b>4</b>	<b>51</b>
<b>VANCOUVER TOTALS</b>			<b>18</b>	<b>0</b>	<b>2</b>	<b>2</b>	<b>9</b>
<b>NHL TOTALS</b>			<b>797</b>	<b>33</b>	<b>119</b>	<b>152</b>	<b>619</b>

GP	G	A	PTS	PIM
12	0	0	0	14
7	2	2	4	6
7	1	0	1	0
8	1	0	1	9
31	3	3	6	22

13-Jan	vs CHI	DNP					
15-Jan	vs CHI	0	0	0	0	7:36	
21-Jan	@CBJ	0	0	0	5	8:27	
23-Jan	@CBJ	MIN					
28-Jan	@CAR	0	0	0	0	15:30	
30-Jan	vs NSH	0	0	0	0	13:15	
1-Feb	vs NSH	0	0	-1	0	10:45	
3-Feb	vs DET	0	1	1	2	10:19	
5-Feb	vs DET	0	0	-1	0	7:00	
8-Feb	@NSH	0	0	0	5	9:39	
9-Feb	@NSH	0	0	0	0	12:32	
11-Feb	@FLA	0	0	0	0	6:48	
13-Feb	@FLA	0	0	0	0	10:16	
15-Feb	vs FLA	0	0	0	0	9:41	
20-Feb	@CAR	0	0	-1	0	11:46	
22-Feb	@CAR	0	0	0	0	6:40	
24-Feb	vs CAR	MIN					
25-Feb	vs CAR	MIN					
27-Feb	vs DAL	MIN					
2-Mar	@DAL	MIN					
4-Mar	@CHI	0	0	0	0	9:59	
5-Mar	@CHI	0	0	0	2	9:54	
7-Mar	@CHI	MIN					
9-Mar	@CBJ	MIN					
11-Mar	@DET	MIN					
13-Mar	vs NSH	0	0	0	0	9:34	
15-Mar	vs NSH	MIN					
16-Mar	@DAL	MIN					
18-Mar	vs CHI	MIN					
20-Mar	vs CHI	MIN					
21-Mar	vs FLA	MIN					
23-Mar	@DAL	MIN					
25-Mar	@DAL	0	0	0	7	10:26	
27-Mar	@CAR	0	0	0	0	9:32	
30-Mar	vs CBJ	0	1	0	0	21:21	
1-Apr	vs CBJ	0	0	0	0	13:35	
3-Apr	vs DET	0	0	0	0	9:48	
4-Apr	vs DET	0	0	0	2	12:40	
6-Apr	@CBJ	1	0	1	0	13:33	
8-Apr	@CBJ	MIN					
10-Apr	@NSH	MIN					
13-Apr	@NSH	0	0	-1	0	11:10	
15-Apr	vs FLA	0	0	-1	0	9:27	
17-Apr	vs FLA	0	0	1	0	10:20	
19-Apr	vs CAR	0	0	1	0	9:30	
20-Apr	vs CAR	0	0	0	0	9:59	
22-Apr	vs CBJ	0	0	0	0	11:11	
25-Apr	vs CBJ	0	0	2	0	9:58	
27-Apr	@CHI	0	0	0	7	10:19	
29-Apr	vs DAL	0	0	0	2	8:58	
1-May	@DET	0	0	0	0	7:02	
2-May	@DET	0	0	1	2	8:58	
5-May	vs DAL	0	0	1	0	11:06	
7-May	vs DAL	DNP					
8-May	@FLA	0	1	0	17	15:47	
10-May	@FLA	0	0	0	0	14:25	

## CAREER HIGHS

<b>Most Goals in a Game</b>	2: FEB. 6/10 vs OTT
<b>Most Assists in a Game</b>	2: 10 TIMES - LATEST FEB. 13/17 at CGY
<b>Most Points in a Game</b>	3: FEB. 6/10 vs OTT: 1-2-3
<b>Hat Tricks</b>	0
<b>Game-Winning Goals</b>	2: LATEST MAR. 31/18 vs STL
<b>Power Play Goals</b>	2: LATEST FEB. 9/16 at BOS
<b>Shorthanded Goals</b>	0
<b>Overtime Points</b>	0/0-0
<b>Shootout Record</b>	0/0
<b>Penalty Shot Record</b>	0/0

## NHL FIRSTS

<b>First Game</b>	Oct. 9/08 at DET
<b>First Goal</b>	Oct. 29/08 at NJD
<b>First Assist</b>	Feb. 7/09 at MTL

## STREAKS

<b>Goals</b>	N/A
<b>Assists</b>	2 games 13 Times (latest Jan. 20-22/18: 2 assists)
<b>Points</b>	3 games Twice (latest (Oct. 21-29/16: 1-3-4)

## HONOURS

Stanley Cup Champion: 2021, 2020
NHL All-Rookie Team: 2009
Kelowna Rockets Rookie of the Year: 2006

## INTERNATIONAL

World Championships: 2013, 2012, 2011, 2009 (Silver)
World Junior Championships: 2008 (Gold)
Super Series: 2007 (Gold)
Ivan Hlinka Memorial Tournament: 2006 (Gold)

## NHL MILESTONES

<b>100th NHL Game</b>	Dec. 9/09 vs NYI
<b>500th NHL Game</b>	Oct. 30/15 at BUF
<b>700th NHL Game</b>	Mar. 22/18 at CAR
<b>100th NHL Point</b>	Nov. 4/14 vs EDM
<b>100th NHL Assist</b>	Apr. 2/16 vs DAL

## SCHENN vs NHL

TEAM	GP	G	A	PTS	PIM	TEAM	GP	G	A	PTS	PIM
Anaheim	23	1	3	4	30	Nashville	23	1	1	2	21
Arizona	11	0	2	2	8	New Jersey	34	1	5	6	13
Boston	37	3	13	16	34	NY Islanders	35	0	4	4	8
Buffalo	41	1	10	11	29	NY Rangers	35	2	4	6	51
Calgary	24	1	5	6	8	Ottawa	36	5	6	11	42
Carolina	36	2	2	4	8	Philadelphia	20	2	4	6	11
Chicago	20	1	3	4	42	Pittsburgh	30	2	7	9	22
Colorado	17	0	1	1	0	San Jose	20	0	3	3	11
Columbus	24	1	3	4	22	St. Louis	20	1	3	4	20
Dallas	23	1	3	4	16	Tampa Bay	30	0	4	4	20
Detroit	22	0	2	2	19	Toronto	14	1	3	4	8
Edmonton	22	1	3	4	21	Vancouver	20	1	3	4	25
Florida	37	3	5	8	25	Vegas	9	0	1	1	2
Los Angeles	18	0	1	1	12	Washington	34	0	4	4	31
Minnesota	15	1	1	2	13	Winnipeg	31	0	3	3	14
Montreal	36	1	7	8	33						



# 20 BRANDON SUTTER

(BRAN-duhn SUH-tuhr)

POSITION CENTRE

SHOOTS RIGHT

HEIGHT 6'3"

WEIGHT 190 LBS

BIRTHPLACE  
HUNTINGTON, NY

BORN FEB. 14, 1989



## DRAFTED

Carolina's first round selection, 11th overall in the 2007 NHL Entry Draft.

## ACQUIRED

From the Pittsburgh Penguins with a third round selection in the 2016 NHL Entry Draft (William Lockwood) in exchange for Nick Bonino, Adam Clendening, and a second round pick in the 2016 NHL Entry Draft (Filip Gustavsson).

## CAREER HIGHLIGHTS

**2020.21** Completed his 13th NHL season (sixth with Vancouver) with 12 points (9-3-12) and two penalty minutes in 43 games...Led all Canucks skaters in shorthanded goals (2) and achieved a career-high face-off win percentage (55.5%)...Scored his first goal of the season, Jan. 21 vs MTL...Recorded his first career hat trick (3-0-3) on Jan. 25 vs OTT, becoming the fifth member of the Sutter family to record a regular season NHL hat trick...Notched his 50th goal as a Canuck, Feb. 13 vs CGY...Collected his 100th point as a Canucks (assist), Mar. 15 at OTT...Registered his second multi-goal game (2-0-2) of the season, Apr. 20 vs TOR.

**2019.20** Finished his 12th NHL season (fifth with Vancouver), recording 17 points (8-9-17) and 25 penalty minutes in 44 games...Tied a career-high for most goals (2) and points (3) in a game, Oct. 9 vs LAK...Had three goals in four games from Oct. 28-Nov. 2...Recorded a three-game point streak (1-2-3) from Jan. 29-Feb. 2 and again (2-3-5) from Feb. 10-16...Appeared in 17 playoff games with Vancouver, adding a goal and five assists.

**2018.19** Completed his 11th NHL season (fourth with Vancouver) with six points (4-2-6) and six penalty minutes in 26 games...Had two points in as many games to start the season (1-1-2)...Tallied two points in three games from Oct. 16-20...Won 13 faceoffs in his first game back after missing 30 due to injury Jan. 3 at MTL...Scored a goal Jan. 16 vs EDM...Registered an assist Feb. 2 at Colorado.

**2017.18** Finished his 10th season in the NHL (third with Vancouver) collecting 26 points (11-15-26) and eight penalty minutes in 61 games...Played his 600th career game Oct. 14 vs CGY...Scored a goal in consecutive games Jan. 14-20...Had a season high in goals (2), plus-minus (+3) and points (3) Mar. 27 vs ANA...Scored the game winning goal in OT Jan. 14 at MIN...Recorded a season high in assists (2) Oct. 20 at BUF...Had a 4-game point streak Jan. 30-Feb. 6 (0-4-4)...Collected a season high in hits (5) Nov. 16 vs VGK...Had a career high in shorthanded assists (4)...Had a season high in shots (6) vs COL...Scored his first of the season Oct. 7 vs EDM...Ranked sixth in the NHL in short-handed face-off wins (110).

**2016.17** Completed his ninth NHL season (second with Vancouver), registering 34 points (17-17-34) and 12 penalty minutes in 81 games...Led the team and ranked 13th in the league in faceoff wins with 788...Ranked third in power play goals (4) and fourth in goals (17) among Canucks skaters...Notched seven multi-point games in the season...Appeared in his 100th game as a Canuck, Apr. 8 vs EDM...Recorded his first career penalty shot goal, Jan. 4 vs ARI...Recorded a goal and an assist (his 100th career assist), Dec. 13 at CAR...Had a four-goal streak from Nov. 13-19...Tied his point total from 2015.16 with his ninth point of the season (goal), Nov. 15 vs NYR...Recorded his 200th career point with an assist, Nov. 5 at TOR.

**2015.16** Completed his eighth NHL season and first with Vancouver, registering nine points (5-4-9) in 20 games...Played in his 500th career game, collected his 100th NHL goal, and tied a single-game career-high with two assists, Oct. 16 vs STL...Appeared in his first game as a Canuck and registered his first assist and goal in a Vancouver uniform (1-1-2), Oct. 7 at CGY.

**2014.15** Completed his third season as a Penguin, recording 33 points (21-12-33) and 14 penalty minutes in 80 games...His 23 goals on the year tied a single season career-high and was the sixth consecutive season he has recorded 10 or more goals...Finished with a team-leading 50.6 percent faceoff efficiency and tied for second in the League with four shorthanded goals...Appeared in five Stanley Cup playoff games, collecting one goal and one assist (1-1-2).

**2013.14** In his second season with Pittsburgh, collected 26 points (13-13-26) and 12 penalty minutes in 81 games played...Established new career highs in points (7), goals (5) and assists (2) during the 2014 Stanley Cup Playoffs...Scored the game-winner in the third period of Game 1 in the first round against CBJ.

**2012.13** Played in his first season with Pittsburgh collecting five game-winning goals which was tied for second most on the team and new career high...Played 300th career NHL game Feb. 13 vs OTT...recorded first career playoff goal/point (Game 4) and first career playoff assist (Game 5) vs NYI.

**2011.12** Completed his fourth NHL season with the Hurricanes...Tanked tied for fifth on the team in goals (17), and totaled 32 points...Ranked tied for first on the team and tied for fourth in the NHL in shorthanded goals (3)...Was fifth among NHL forwards in blocked shots (85)...Led Hurricanes forwards in shorthanded time on ice (220 per game)...Scored his first career NHL shorthanded goal at BUF (Oct. 14)...Netted a goal and earned an assist at WSH (Mar. 6), which marked his 100th career NHL point.

**2010.11** Completed his third NHL season with the Hurricanes setting career highs in games played (82), penalty minutes (25) and plus/minus (+13)...Was first among Hurricanes forwards and tied for seventh among NHL forwards in blocked shots (73)...Ranked first among Hurricanes in plus/minus (+13)...Skated in his 200th career NHL game at NYI (Apr. 2)...Earned his first career multi-goal game and was named first star against MIN (Oct. 7) in the first game of the 2010 NHL Premiere in Helsinki.

**2009.10** Established career-highs in goals (21), assists (19) and points (40)...Was tied for third on the team with a career-high 21 goals...Was third on the team in shots (168) and tied for fourth in power-play goals (5)...Had his first career three-point game with a goal and two assists, Feb. 11 vs BUF...Played in his 100th career NHL game vs FLA (Feb. 9)...Netted the first game-winning goal of his NHL career, Dec. 28 at WSH...Earned his first career NHL multi-point game with a pair of assists, Nov. 13 vs NYL...Had four points (1-3-4) in seven games for the River Rats.

## REGULAR SEASON

SEASON	CLUB	LEA	GP	G	A	PTS	PIM
2004.05	Red Deer	WHL	7	0	2	2	8
2005.06	Red Deer	WHL	68	22	24	46	36
2006.07	Red Deer	WHL	71	20	37	57	54
2007.08	Red Deer	WHL	59	26	23	49	38
	Albany	AHL	7	1	1	2	2
<b>2008.09</b>	<b>Carolina</b>	<b>NHL</b>	<b>50</b>	<b>1</b>	<b>5</b>	<b>6</b>	<b>16</b>
	Albany	AHL	22	4	8	12	6
<b>2009.10</b>	<b>Carolina</b>	<b>NHL</b>	<b>72</b>	<b>21</b>	<b>19</b>	<b>40</b>	<b>2</b>
	Albany	AHL	7	1	3	4	2
<b>2010.11</b>	<b>Carolina</b>	<b>NHL</b>	<b>82</b>	<b>14</b>	<b>15</b>	<b>29</b>	<b>25</b>
<b>2011.12</b>	<b>Carolina</b>	<b>NHL</b>	<b>82</b>	<b>17</b>	<b>15</b>	<b>32</b>	<b>21</b>
<b>2012.13</b>	<b>Pittsburgh</b>	<b>NHL</b>	<b>48</b>	<b>11</b>	<b>8</b>	<b>19</b>	<b>4</b>
<b>2013.14</b>	<b>Pittsburgh</b>	<b>NHL</b>	<b>81</b>	<b>13</b>	<b>13</b>	<b>26</b>	<b>12</b>
<b>2014.15</b>	<b>Pittsburgh</b>	<b>NHL</b>	<b>80</b>	<b>21</b>	<b>12</b>	<b>33</b>	<b>14</b>
<b>2015.16</b>	<b>Vancouver</b>	<b>NHL</b>	<b>20</b>	<b>5</b>	<b>4</b>	<b>9</b>	<b>2</b>
<b>2016.17</b>	<b>Vancouver</b>	<b>NHL</b>	<b>81</b>	<b>17</b>	<b>17</b>	<b>34</b>	<b>12</b>
<b>2017.18</b>	<b>Vancouver</b>	<b>NHL</b>	<b>61</b>	<b>11</b>	<b>15</b>	<b>26</b>	<b>8</b>
<b>2018.19</b>	<b>Vancouver</b>	<b>NHL</b>	<b>26</b>	<b>4</b>	<b>2</b>	<b>6</b>	<b>6</b>
<b>2019.20</b>	<b>Vancouver</b>	<b>NHL</b>	<b>44</b>	<b>8</b>	<b>9</b>	<b>17</b>	<b>25</b>
<b>2020.21</b>	<b>Vancouver</b>	<b>NHL</b>	<b>43</b>	<b>9</b>	<b>3</b>	<b>12</b>	<b>2</b>
<b>VANCOUVER TOTALS</b>			<b>275</b>	<b>54</b>	<b>50</b>	<b>104</b>	<b>55</b>
<b>NHL TOTALS</b>			<b>770</b>	<b>152</b>	<b>137</b>	<b>289</b>	<b>149</b>

## PLAYOFFS

GP	G	A	PTS	PIM
7	1	4	5	2
-	-	-	-	-
7	0	3	3	14
-	-	-	-	-
7	0	2	2	4
-	-	-	-	-
-	-	-	-	-
-	-	-	-	-
-	-	-	-	-
15	2	1	3	0
13	5	2	7	2
5	1	1	2	2
-	-	-	-	-
-	-	-	-	-
-	-	-	-	-
-	-	-	-	-
-	-	-	-	-
17	1	5	6	4
-	-	-	-	-
17	1	5	6	4
50	9	9	18	8

## 2020.21 GAME BY GAME

13-Jan	@EDM	0	0	0	-1	0	16:30
14-Jan	@EDM	0	0	0	0	0	13:52
16-Jan	@CGY	0	0	0	0	0	13:58
18-Jan	@CGY	0	0	-1	0	0	13:03
20-Jan	vs MTL	0	0	1	0	0	14:17
21-Jan	vs MTL	1	0	1	0	0	16:05
23-Jan	vs MTL	0	0	0	0	0	15:52
25-Jan	vs OTT	3	0	3	3	0	16:23
27-Jan	vs OTT	0	0	0	0	0	13:06
28-Jan	vs OTT	0	0	1	0	0	15:17
30-Jan	@WPG	0	0	0	0	0	11:48
1-Feb	@MTL	0	0	0	0	0	14:09
2-Feb	@MTL	0	0	0	-2	0	12:26
4-Feb	@TOR	0	0	-2	0	0	11:11
6-Feb	@TOR	0	0	0	0	0	15:15
8-Feb	@TOR	0	0	-1	0	0	13:33
11-Feb	vs CGY	0	0	-1	0	0	16:51
13-Feb	vs CGY	1	0	1	1	0	12:44
15-Feb	vs CGY	0	0	-1	0	0	13:04
17-Feb	vs CGY	0	0	0	0	0	16:35
19-Feb	vs WPG	0	0	-1	0	0	15:25
21-Feb	vs WPG	1	0	1	2	0	14:10
23-Feb	vs EDM	0	0	0	0	0	15:22
25-Feb	vs EDM	0	0	0	0	0	14:26
1-Mar	@WPG	0	1	1	0	0	14:58
2-Mar	@WPG	0	0	-2	0	0	15:54
4-Mar	vs TOR	0	0	-1	0	0	17:00
6-Mar	vs TOR	0	0	-1	0	0	15:34
8-Mar	vs MTL	0	0	0	0	0	14:29
10-Mar	vs MTL	0	0	-1	0	0	14:57
13-Mar	vs EDM	0	0	0	0	0	20:21
15-Mar	@OTT	0	1	1	0	0	19:22
17-Mar	@OTT	0	0	0	0	0	18:36
19-Mar	@MTL	0	0	0	0	0	16:42
20-Mar	@MTL	0	0	-1	0	0	14:45
22-Mar	vs WPG	DNP					
24-Mar	vs WPG	DNP					
18-Apr	vs TOR	0	0	0	0	0	17:56
20-Apr	vs TOR	2	0	2	2	0	15:40
22-Apr	vs OTT	0	0	0	0	0	14:58
24-Apr	vs OTT	0	0	0	0	0	17:02
26-Apr	@OTT	0	1	1	0	0	14:23
28-Apr	@OTT	1	0	1	-2	0	13:53
29-Apr	@TOR	0	0	0	1	0	14:00
1-May	@TOR	0	0	-2	0	0	12:29
3-May	vs EDM	INI					
4-May	vs EDM	INI					
6-May	@EDM	INI					
8-May	@EDM	INI					
10-May	@WPG	INI					
11-May	@WPG	INI					
13-May	@CGY	INI					
15-May	@EDM	INI					
16-May	vs CGY	INI					
18-May	vs CGY	INI					
19-May	@CGY	INI					

## CAREER HIGHS

**Most Goals in a Game**  
**Most Assists in a Game**  
**Most Points in a Game**  
**Hat Tricks**  
**Game-Winning Goals**  
**Power Play Goals**  
**Shorthanded Goals**  
**Overtime Points**  
**Shootout Record**  
**Penalty Shot Record**

3: JAN. 25/21 vs OTT  
 2: NINE TIMES - LATEST FEB. 12/20 vs CHI  
 3: SEVEN TIMES - LATEST JAN. 25/21 vs OTT: 3-0-3  
 1: JAN. 25/21 vs OTT  
 20: LATEST JAN. 14/18 at MIN  
 23: LATEST FEB. 10/20 vs NSH  
 14: LATEST APR. 20/21 vs TOR  
 4-6-10  
 4/12, 4 GDG  
 1/2: LATEST NOV. 14/17 vs LAK (QUICK), NO GOAL

## NHL FIRSTS

**First Game** Oct. 10/08 vs FLA  
**First Goal** Oct. 23/08 at PIT  
**First Point** Oct. 10/08 vs FLA

## STREAKS

**Goals** 4 games Nov. 13-19/16: 4 goals  
**Assists** 4 games Jan. 30-Feb. 6/18: 4 assists  
**Points** 6 games Feb. 11-Mar. 7/10: 4-4-8

## HONOURS

CHL Top Prospects Game: 2007

## INTERNATIONAL

World Junior Championships: 2008 (Gold)  
 World U18 Championships: 2007, 2006  
 World U17 Hockey Challenge: 2006

## SUTTER vs NHL

TEAM	GP	G	A	PTS	PIM	TEAM	GP	G	A	PTS	PIM
Anaheim	21	6	5	11	10	Nashville	17	5	2	7	8
Arizona	22	3	3	6	9	New Jersey	32	5	8	13	7
Boston	31	6	7	13	2	NY Islanders	31	9	8	17	2
Buffalo	29	7	10	17	4	NY Rangers	31	3	6	9	2
Calgary	28	4	4	8	4	Ottawa	35	7	6	13	2
Carolina	17	4	5	9	2	Philadelphia	34	5	4	9	6
Chicago	15	7	5	12	8	Pittsburgh	20	4	1	5	0
Colorado	16	4	4	8	4	San Jose	20	3	1	4	12
Columbus	20	4	3	7	4	St. Louis	18	5	4	9	2
Dallas	16	2	2	4	0	Tampa Bay	33	3	5	8	9
Detroit	18	1	3	4	6	Toronto	36	10	6	16	6
Edmonton	24	5	4	9	8	Vancouver	8	0	1	1	0
Florida	37	1	4	5	7	Vegas	6	2	1	3	0
Los Angeles	18	2	3	5	2	Washington	38	3	7	10	8
Minnesota	19	11	4	15	7	Winnipeg	41	10	7	17	4
Montreal	39	11	4	15	4						

## NHL MILESTONES

**100th NHL Game** Feb. 9/10 vs FLA  
**500th NHL Game** Oct. 16/15 vs STL  
**600th NHL Game** Oct. 14/17 vs CGY  
**700th NHL Game** Nov. 8/19 at WPG  
**100th NHL Point** Mar. 6/12 vs WSH  
**200th NHL Point** Nov. 5/16 at TOR  
**100th NHL Goal** Oct. 16/15 vs STL  
**100th NHL Assist** Dec. 13/16 at CAR

# UPCOMING MILESTONES

## NHL TOTALS

PLAYER	MILESTONE	ENTERING 21.22	NEEDS
Madison Bowey	200 GP	156	44
Brock Boeser	300 GP	253	47
	100 Goals	98	2
Thatcher Demko	100 GP	72	28
Jason Dickinson	100 Points	63	37
Justin Dowling	100 GP	76	24
Oliver Ekman-Larsson	800 GP	769	31
	400 Points	388	12
Conor Garland	200 GP	164	36
	100 Points	96	4
Jaroslav Halak	300 Wins	281	19
Travis Hamonic	700 GP	675	25
	200 Points	198	2
Matthew Highmore	100 GP	89	11
Nils Hoglander	100 GP	56	44
Bo Horvat	200 Assists	174	26
Quinn Hughes	100 Assists	86	14
	100 Points	97	3
Brad Hunt	200 GP	191	9
Juho Lammikko	100 GP	84	16
J.T. Miller	600 GP	557	43
	400 Points	355	45
Tyler Myers	800 GP	758	42
	100 Goals	87	13
Elias Pettersson	200 GP	165	35
	100 Assists	88	12
Luke Schenn	800 GP	797	3
Brandon Sutter	800 GP	770	30
	300 Points	289	11



## COMPANY DIRECTORY

Home Ice ..... Abbotsford Centre  
 Address ..... 33800 King Road  
 ..... Abbotsford, B.C. V2S 8H8  
 Telephone ..... 604-743-5000  
 Fax ..... 604-743-5001  
 Website ..... www.abbotsford.canucks.com  
 Media Relations Telephone ..... 315.790.9070/315.794.8144  
 Media Relations Fax ..... 604-743-5084  
 Ticket Info & Customer Care ..... 604-743-5035

## FRONT OFFICE

Governor ..... Francesco Aquilini  
 Alternate Governor ..... Jim Benning  
 General Manager ..... Ryan Johnson  
 Alternate Governor ..... Chris Gear  
 Chief Operating Officer ..... Rob Mullenwey  
 Head Coach ..... Trent Cull  
 Associate Coach ..... Gary Agnew  
 Assistant Coach ..... Jeff Ulmer  
 Goaltending Coach ..... Curtis Sanford  
 Athletic Trainer ..... Roman Kaszczij  
 Equipment Manager ..... Ramandeep Dhanjal  
 Strength & Conditioning Coach ..... Nathan Williams  
 Assistant Equipment Manager ..... Shingo Sasaki  
 Video Coach ..... Ian Beckenstein  
 VP, Business Operations ..... Raj Mutti  
 Sr. Director, Marketing & Corporate Partnerships ..... Mark Halliday  
 Communications & Team Services Manager ..... Ben Goodman  
 Manager, Ticket Sales ..... Frankie LaChimea  
 Manager, Game Presentation ..... Jen Graham  
 Sr. Account Executive, Partnership Activation ..... Chelsea Jenner  
 Account Executive, Ticket Sales ..... Alex Suprynowicz  
 Account Executive, Ticket Sales ..... Jordan Pink  
 Account Executive, Ticket Sales ..... Pierre Lamontagne

## 2021.22 SEASON SCHEDULE

16-Oct	@ Bakersfield	7:00 PM	19-Dec	@ Henderson	5:00 PM	2-Mar	@ Toronto	4:00 PM
17-Oct	@ Ontario	5:00 PM	22-Dec	Tucson	7:00 PM	4-Mar	@ Laval	4:00 PM
19-Oct	@ Ontario	7:00 PM	23-Dec	Tucson	7:00 PM	5-Mar	@ Laval	12:00 PM
22-Oct	Henderson	7:00 PM	30-Dec	@ Manitoba	5:00 PM	9-Mar	@ Toronto	8:00 AM
24-Oct	Henderson	4:00 PM	31-Dec	@ Manitoba	2:00 PM	11-Mar	Colorado	7:00 PM
29-Oct	Ontario	7:00 PM	7-Jan	Bakersfield	7:00 PM	13-Mar	Colorado	4:00 PM
30-Oct	Ontario	7:00 PM	9-Jan	Bakersfield	4:00 PM	15-Mar	Manitoba	7:00 PM
5-Nov	@ Stockton	7:00 PM	14-Jan	@ San Diego	7:00 PM	16-Mar	Manitoba	7:00 PM
6-Nov	@ Stockton	6:00 PM	15-Jan	@ San Diego	7:00 PM	19-Mar	@ Bakersfield	7:00 PM
12-Nov	San Jose	7:00 PM	17-Jan	@ Ontario	3:00 PM	20-Mar	@ Ontario	5:00 PM
14-Nov	San Jose	4:00 PM	22-Jan	San Diego	7:00 PM	24-Mar	@ San Jose	7:00 PM
19-Nov	Bakersfield	7:00 PM	23-Jan	San Diego	4:00 PM	25-Mar	@ Stockton	7:00 PM
21-Nov	Bakersfield	4:00 PM	29-Jan	@ Manitoba	12:00 PM	29-Mar	Toronto	7:00 PM
26-Nov	@ Tucson	6:00 PM	30-Jan	@ Manitoba	12:00 PM	30-Mar	Toronto	7:00 PM
27-Nov	@ Tucson	6:00 PM	3-Feb	Stockton	7:00 PM	2-Apr	Laval	7:00 PM
30-Nov	Ontario	7:00 PM	4-Feb	Stockton	7:00 PM	3-Apr	Laval	4:00 PM
1-Dec	Ontario	7:00 PM	11-Feb	Manitoba	7:00 PM	8-Apr	San Diego	7:00 PM
4-Dec	San Jose	7:00 PM	12-Feb	Manitoba	7:00 PM	9-Apr	San Diego	7:00 PM
5-Dec	San Jose	4:00 PM	16-Feb	@ Bakersfield	6:30 PM	15-Apr	@ San Jose	7:00 PM
11-Dec	@ San Jose	1:15 PM	19-Feb	@ Colorado	6:05 PM	16-Apr	@ Bakersfield	7:00 PM
12-Dec	@ San Jose	3:00 PM	20-Feb	@ Colorado	2:05 PM	20-Apr	@ San Diego	7:00 PM
15-Dec	@ San Diego	7:00 PM	25-Feb	Stockton	7:00 PM	22-Apr	@ Stockton	7:00 PM
18-Dec	@ Henderson	7:00 PM	27-Feb	Stockton	4:00 PM			

## TRENT CULL

### HEAD COACH

**Born:** September 27, 1973

**Birthplace:** Georgetown, ON

Cull begins his fifth year with the Canucks organization after becoming the second Head Coach in Utica Comets history on June 28, 2017. He replaced Travis Green, who went on to become the Head Coach of the Vancouver Canucks after serving four years with the organization. Cull will become the first Head Coach of Vancouver's AHL affiliate in Abbotsford this season.

Cull, 44, joined the Canucks' AHL affiliate after having significant coaching and playing experience in the league. He has served as Assistant Coach of the Syracuse Crunch for the past 4 seasons, his second stint with the team after serving in the same role from 2006-10. Last season, Cull helped Syracuse win the Eastern Conference Championship and clinch a berth in the 2017 Calder Cup Final.

Cull was also Head Coach of the OHL's Sudbury Wolves for three seasons (2010 to 2013) compiling a 94-88-11-11 record, and Assistant Coach of the OHL's Guelph Storm for two seasons prior to joining the Syracuse Crunch.

Prior to his coaching career, the Georgetown, Ontario native played 10 seasons as a defenceman in the AHL and IHL with five teams: St. John's, Houston, Springfield, Wilkes-Barre/Scranton and Syracuse. He totaled 618 games as a pro, tallying 28 goals and 79 assists for 107 points as well as 1,629 penalty minutes. He won the IHL's Championship Trophy, the Turner Cup, as a member of the 1998-99 Houston Aeros. Cull also played five seasons in the OHL for Owen Sound, Windsor and Kingston.



TRENT CULL

## GARY AGNEW

### ASSOCIATE COACH

**Born:** May 24, 1960

**Birthplace:** Niagara Falls, ON

Gary Agnew enters his fifth season with the Canucks organization and first with the Abbotsford AHL franchise, after serving as an Associate Coach of the Utica Comets for the past four seasons. He also has over 30 years of experience coaching at the NHL, AHL and junior levels. He most recently worked as an Assistant Coach with the Pittsburgh Penguins from 2014 to 2016 and prior to that Assistant Coach with St. Louis from 2012 to 2014.

A native of Niagara Falls, Ontario, Agnew was a Columbus Blue Jackets Assistant Coach for four seasons from 2006-10, helping the Blue Jackets make the organization's first-ever playoff appearance in 2008-09. He also served a brief stint as interim Head Coach for Columbus. Prior to joining the Blue Jackets, Agnew was Head Coach of Columbus' AHL affiliate in Syracuse for six years. During his tenure in Syracuse, Agnew established a franchise record by winning 200 games, as well as the team's first division title in 2001-02.

Agnew has 11-plus years of head coaching experience in the OHL, including stops in Oshawa (2011-12), London (1997-2000; 1990-94) and Kingston (1994-97). During his OHL coaching career, Agnew earned OHL Coach of the Year honours in 1992-93 and 1997-98 with London and led Kingston to its only division title in franchise history in 1994-95.

Agnew played four seasons of college hockey at New Brunswick before playing professionally in the International and American Hockey Leagues for two years. Following his playing days, Agnew began his coaching career as an assistant coach at the University of New Brunswick.



GARY AGNEW



## JEFF ULMER

### ASSISTANT COACH

**Born:** April 27, 1977


**Birthplace:** Regina, SK

Jeff Ulmer begins his first season with the Canucks organization after being named Assistant Coach of the Abbotsford Canucks on July 16, 2021. His most recent experience involves two seasons with the Arizona Coyotes, where he served as Coordinator, Skill Development and Assistant Director of Special Projects. He initially joined the Coyotes organization in 2018.19 following a 19-year professional playing career that spanned several leagues across Europe and North America and included more than 1,000 games.

Ulmer, 44, played 21 games (3-0-3) at the NHL level for the New York Rangers during the 2000.01 season before spending parts of four seasons in the American Hockey League, collecting 122 points (50-72-122) and 186 penalty minutes in 258 games split between Hartford, Grand Rapids, Binghamton, and Hershey.

In 2009.10, Ulmer led the Frankfurt Lions and entire Deutsche Eishockey Liga (DEL) in scoring with 74 points (37-37-74) in just 56 games, one year after his brother Jason accomplished the same feat with Grizzly Adams Wolfsburg.

A native of Regina, Saskatchewan, Ulmer also represented Team Canada on multiple occasions. In 1999.00, he ranked fourth in team scoring on the Canadian National Team, collecting 39 points (14-25-39) in 48 games.



JEFF ULMER

## CURTIS SANFORD

### GOALTENDING COACH

**Born:** October 5, 1979

**Birthplace:** Owen Sound, ON

Sanford enters his fifth season with the Canucks organization after serving the past four seasons as Player Development Goaltending Consultant.

Sanford completed his 15-year professional career after the 2014.15 season in the KHL with the Yaroslavl Lokomotiv. The Owen Sound, Ontario native competed in 144 career NHL games, 35 of which were with the Canucks from 2007-2009. In addition, Sanford appeared in 251 career AHL games as well as an appearance in the 2011 AHL All-Star Classic. He was also named to the 2010.11 AHL Second All-Star Team and possessed the best goals against average in the AHL with a 1.93 GAA.

He began his coaching career as a coach with the Owen Sound Jr. Attack in 2015.16 and with the Grey Bruce Highlanders AAA in 2016.17.



CURTIS SANFORD

## IAN BECKENSTEIN

### VIDEO COACH

**Born:** April 19, 1990

**Birthplace:** Dollard-des-Ormeaux, QC

Ian Beckenstein enters his first season with the Canucks organization as Video Coach, Abbotsford Canucks after spending the past four seasons in the AHL as a game day Hockey Operations Assistant with the Laval Rocket.

Prior to and during his time with the Rocket, Beckenstein also worked with the Lac St. Louis Lions (Midget AAA) as Equipment Manager from 2008-2012 and as Video Coach since 2012.

On the international stage, Beckenstein served as a Video Coordinator at the 2015 and 2017 IIHF World Junior Championships, in addition to the 2016 and 2017 IIHF World Championships.



IAN BECKENSTEIN

**IN THE  
SYSTEM**

## JUSTIN BAILEY

RIGHT WING

SHOOTS RIGHT

6'4"

211 LBS

BUFFALO, NY

JUL. 1, 1995



SEASON	TEAM	LEA	REGULAR SEASON					PLAYOFFS				
			GP	G	A	PTS	PIM	GP	G	A	PTS	PIM
2012.13	Kitchener	OHL	57	17	19	36	34	10	1	2	3	4
2013.14	Kitchener	OHL	54	25	18	43	20	-	-	-	-	-
2014.15	Kitchener	OHL	35	22	19	41	32	-	-	-	-	-
2014.15	Soo	OHL	22	12	16	28	12	14	7	7	14	6
<b>2015.16</b>	<b>Buffalo</b>	<b>NHL</b>	<b>8</b>	<b>0</b>	<b>0</b>	<b>0</b>	<b>2</b>	-	-	-	-	-
	Rochester	AHL	70	20	25	45	16	-	-	-	-	-
<b>2016.17</b>	<b>Buffalo</b>	<b>NHL</b>	<b>32</b>	<b>2</b>	<b>2</b>	<b>4</b>	<b>4</b>	-	-	-	-	-
	Rochester	AHL	52	23	13	36	35	-	-	-	-	-
<b>2017.18</b>	<b>Buffalo</b>	<b>NHL</b>	<b>12</b>	<b>3</b>	<b>1</b>	<b>4</b>	<b>2</b>	-	-	-	-	-
	Rochester	AHL	37	10	5	15	28	3	2	0	2	0
<b>2018.19</b>	<b>Philadelphia</b>	<b>NHL</b>	<b>11</b>	<b>0</b>	<b>1</b>	<b>1</b>	<b>2</b>	-	-	-	-	-
	Rochester	AHL	37	9	11	20	18	-	-	-	-	-
	Lehigh Valley	AHL	17	6	2	8	12	-	-	-	-	-
<b>2019.20</b>	<b>Vancouver</b>	<b>NHL</b>	<b>2</b>	<b>0</b>	<b>0</b>	<b>0</b>	<b>0</b>	-	-	-	-	-
	Utica	AHL	53	28	19	47	39	-	-	-	-	-
<b>2020.21</b>	<b>Vancouver</b>	<b>NHL</b>	<b>3</b>	<b>0</b>	<b>0</b>	<b>0</b>	<b>2</b>	-	-	-	-	-
<b>VANCOUVER TOTALS</b>			<b>5</b>	<b>0</b>	<b>0</b>	<b>0</b>	<b>2</b>	-	-	-	-	-
<b>NHL TOTALS</b>			<b>68</b>	<b>5</b>	<b>4</b>	<b>9</b>	<b>12</b>	-	-	-	-	-

## ACQUIRED

Signed as a free agent, Jul. 4, 2019.

## MADISON BOWEY

DEFENCE

SHOOTS RIGHT

6'2"

202 LBS

WINNIPEG, MB

APR. 22, 1995



SEASON	TEAM	LEA	REGULAR SEASON					PLAYOFFS				
			GP	G	A	PTS	PIM	GP	G	A	PTS	PIM
2010.11	Kelowna	WHL	3	0	1	1	4	1	0	0	0	0
2011.12	Kelowna	WHL	57	8	13	21	39	4	1	0	1	4
2012.13	Kelowna	WHL	69	12	18	30	75	11	0	4	4	14
2013.14	Kelowna	WHL	72	21	39	60	93	14	5	9	14	14
2014.15	Kelowna	WHL	58	17	43	60	66	19	7	12	19	24
2015.16	Hershey	AHL	70	4	25	29	58	21	0	6	6	35
2016.17	Hershey	AHL	34	3	11	14	28	10	2	2	4	6
2017.18	Hershey	AHL	9	2	6	8	6	-	-	-	-	-
	Washington	NHL	<b>51</b>	<b>0</b>	<b>12</b>	<b>12</b>	<b>24</b>	-	-	-	-	-
<b>2018.19</b>	<b>Washington</b>	<b>NHL</b>	<b>33</b>	<b>1</b>	<b>5</b>	<b>6</b>	<b>38</b>	-	-	-	-	-
	Detroit	NHL	<b>17</b>	<b>1</b>	<b>3</b>	<b>4</b>	<b>8</b>	-	-	-	-	-
<b>2019.20</b>	<b>Detroit</b>	<b>NHL</b>	<b>53</b>	<b>3</b>	<b>14</b>	<b>17</b>	<b>34</b>	-	-	-	-	-
	Grand Rapids	AHL	1	0	1	1	2	-	-	-	-	-
<b>2020.21</b>	<b>Chicago</b>	<b>NHL</b>	<b>2</b>	<b>0</b>	<b>1</b>	<b>1</b>	<b>0</b>	-	-	-	-	-
	Rockford	AHL	2	0	0	0	6	-	-	-	-	-
<b>NHL TOTALS</b>			<b>156</b>	<b>5</b>	<b>35</b>	<b>40</b>	<b>104</b>	-	-	-	-	-

## ACQUIRED

From the Chicago Blackhawks alongside a 2021 fifth round pick in exchange for a 2021 fourth round pick, Apr. 12, 2021.

# GUILLAUME BRISEBOIS

DEFENCE    SHOOTS LEFT    6'3"    194 LBS    LONGUEUIL, QC    JUL. 21, 1997

SEASON	TEAM	LEA	REGULAR SEASON					PLAYOFFS				
			GP	G	A	PTS	PIM	GP	G	A	PTS	PIM
2013.14	Acadie-Bathurst	QMJHL	60	3	16	19	26	4	1	2	3	2
2014.15	Acadie-Bathurst	QMJHL	63	4	24	28	34	-	-	-	-	-
2015.16	Acadie-Bathurst	QMJHL	52	10	16	26	28	5	0	2	2	2
2016.17	Charlottetown	QMJHL	61	10	37	47	34	13	0	4	4	10
2017.18	Utica	AHL	68	3	15	18	16	5	0	0	0	2
<b>2018.19</b>	<b>Vancouver</b>	<b>NHL</b>	<b>8</b>	<b>0</b>	<b>0</b>	<b>0</b>	<b>0</b>	-	-	-	-	-
	Utica	AHL	49	3	8	11	22	-	-	-	-	-
<b>2019.20</b>	Utica	AHL	48	4	11	15	37	-	-	-	-	-
<b>2020.21</b>	<b>Vancouver</b>	<b>NHL</b>	<b>1</b>	<b>0</b>	<b>0</b>	<b>0</b>	<b>0</b>	-	-	-	-	-
	Utica	AHL	5	0	1	1	0	-	-	-	-	-
	Laval	AHL	9	1	1	2	2	-	-	-	-	-
<b>VANCOUVER/NHL TOTALS</b>			<b>9</b>	<b>0</b>	<b>0</b>	<b>0</b>	<b>0</b>	-	-	-	-	-



## ACQUIRED

Vancouver's third round selection, 66th overall in the 2015 NHL Entry Draft.

# KYLE BURROUGHS

DEFENCE    SHOOTS RIGHT    6'0"    193 LBS    VANCOUVER, BC    JUL. 12, 1995

SEASON	TEAM	LEA	REGULAR SEASON					PLAYOFFS				
			GP	G	A	PTS	PIM	GP	G	A	PTS	PIM
2010.11	Regina	WHL	1	0	0	0	0	-	-	-	-	-
2011.12	Regina	WHL	55	2	6	8	54	5	1	1	2	0
2012.13	Regina	WHL	70	5	28	33	91	-	-	-	-	-
2013.14	Regina	WHL	58	8	32	40	72	4	0	1	1	8
	Bridgeport	AHL	9	0	0	0	2	-	-	-	-	-
2014.15	Regina	WHL	36	5	17	22	47	-	-	-	-	-
	Medicine	WHL	30	2	15	17	38	10	0	3	3	6
2015.16	Missouri	ECHL	18	1	6	7	17	-	-	-	-	-
	Bridgeport	AHL	31	2	8	10	30	2	1	1	2	4
2016.17	Bridgeport	AHL	71	3	21	24	116	-	-	-	-	-
2017.18	Bridgeport	AHL	75	6	19	25	99	-	-	-	-	-
2018.19	Bridgeport	AHL	69	4	11	15	103	5	0	3	3	0
2019.20	Bridgeport	AHL	58	2	6	8	69	-	-	-	-	-
<b>2020.21</b>	<b>Colorado</b>	<b>NHL</b>	<b>5</b>	<b>0</b>	<b>1</b>	<b>1</b>	<b>5</b>	-	-	-	-	-
	Colorado	AHL	11	1	3	4	12	2	0	0	0	9
<b>NHL TOTALS</b>			<b>5</b>	<b>0</b>	<b>1</b>	<b>1</b>	<b>5</b>	-	-	-	-	-



## ACQUIRED

Signed as a free agent, Jul. 28, 2021.

# ARVID COSTMAR

CENTRE    SHOOTS RIGHT    5'11"    181 LBS    STOCKHOLM, SWE    JULY 7, 2001

SEASON	TEAM	LEA	REGULAR SEASON					PLAYOFFS				
			GP	G	A	PTS	PIM	GP	G	A	PTS	PIM
2018.19	Linköping	SweHL	4	0	0	0	0	-	-	-	-	-
2019.20	Linköping HC	J20 SuperElit	29	26	24	50	59	-	-	-	-	-
	Linköping HC	SHL	8	1	0	1	0	-	-	-	-	-
	Mora IK	HockeyAllsvenskan	6	0	0	0	0	-	-	-	-	-
2020.21	Linköping HC	SHL	22	1	0	1	6	-	-	-	-	-

## ACQUIRED

Vancouver's seventh round selection, 215th overall in the 2015 NHL Entry Draft.



# PHILLIP DI GIUSEPPE

LEFT WING

SHOOTS LEFT

6'0"

193 LBS

TORONTO, ON

OCT. 9, 1993



SEASON	TEAM	LEA	REGULAR SEASON					PLAYOFFS				
			GP	G	A	PTS	PIM	GP	G	A	PTS	PIM
2011.12	U. of Michigan	CCHA	40	11	15	26	18	-	-	-	-	-
2012.13	U. of Michigan	CCHA	40	9	19	28	32	-	-	-	-	-
2013.14	U. of Michigan	Big-10	35	13	11	24	29	-	-	-	-	-
	Charlotte	AHL	3	0	1	1	6	-	-	-	-	-
2014.15	Charlotte	AHL	76	11	19	30	20	-	-	-	-	-
2015.16	Carolina	NHL	<b>41</b>	<b>7</b>	<b>10</b>	<b>17</b>	<b>18</b>	-	-	-	-	-
	Charlotte	AHL	25	8	10	18	12	-	-	-	-	-
2016.17	Carolina	NHL	<b>36</b>	<b>1</b>	<b>6</b>	<b>7</b>	<b>15</b>	-	-	-	-	-
	Charlotte	AHL	40	12	16	28	22	5	1	0	1	4
2017.18	Carolina	NHL	<b>49</b>	<b>5</b>	<b>8</b>	<b>13</b>	<b>17</b>	-	-	-	-	-
	Charlotte	AHL	14	4	8	12	8	-	-	-	-	-
2018.19	Carolina	NHL	<b>21</b>	<b>1</b>	<b>3</b>	<b>4</b>	<b>8</b>	-	-	-	-	-
	Nashville	NHL	<b>3</b>	<b>0</b>	<b>0</b>	<b>0</b>	<b>0</b>	-	-	-	-	-
	Charlotte	AHL	2	0	0	0	19	-	-	-	-	-
	Milwaukee	AHL	24	5	7	12	6	5	2	0	2	4
2019.20	NY Rangers	NHL	<b>20</b>	<b>1</b>	<b>3</b>	<b>4</b>	<b>2</b>	<b>3</b>	<b>0</b>	<b>0</b>	<b>0</b>	<b>0</b>
	Hartford	AHL	43	14	12	26	39	-	-	-	-	-
2020.21	NY Rangers	NHL	<b>31</b>	<b>1</b>	<b>7</b>	<b>8</b>	<b>13</b>	-	-	-	-	-
NHL TOTALS			<b>201</b>	<b>16</b>	<b>37</b>	<b>53</b>	<b>73</b>	<b>3</b>	<b>0</b>	<b>0</b>	<b>0</b>	<b>0</b>

## ACQUIRED

Signed as a free agent, Jul. 28, 2021.

# MICHAEL DIPIETRO

GOALTENDER

CATCHES LEFT

6'0"

214 LBS

WINDSOR, ON

JUN. 9, 1999



SEASON	TEAM	LGE	REGULAR SEASON									
			GPI	MIN	GA	SO	GAA	W	L	T	PCT	
2015.16	Windsor	OHL	29	1,644	67	2	2.45	16	8	2	0.912	
2016.17	Windsor	OHL	51	2,935	115	6	2.35	30	12	2	0.917	
2017.18	Windsor	OHL	56	3,267	152	7	2.79	29	21	1	0.91	
2018.19	Vancouver	NHL	<b>1</b>	<b>60</b>	<b>7</b>	<b>0</b>	<b>7.0</b>	<b>0</b>	<b>1</b>	<b>0</b>	<b>0.708</b>	
	Windsor	OHL	21	1,241	48	1	2.32	11	8	1	0.92	
2019.20	Ottawa	OHL	17	933	39	3	2.51	12	4	0	0.897	
	Vancouver	NHL	<b>1</b>	<b>9</b>	<b>1</b>	<b>0</b>	<b>7.16</b>	<b>0</b>	<b>0</b>	<b>0</b>	<b>0.857</b>	
	Utica	AHL	36	2,045	95	1	2.79	21	11	2	0.908	
	Utica	AHL	4	3	1	0	2.38	10	0	2.52	.916	
VANCOUVER/NHL TOTALS			<b>2</b>	<b>69</b>	<b>8</b>	<b>0</b>	<b>7.02</b>	<b>0</b>	<b>1</b>	<b>0</b>	<b>0.742</b>	

## ACQUIRED

Vancouver's third round selection, 64th overall in the 2017 NHL Entry Draft.

# SHELDON DRIES

CENTRE    SHOOTS LEFT    5'9"    185 LBS    MACOMB TOWNSHIP, WI    APR. 23, 1994

SEASON	TEAM	LEA	REGULAR SEASON					PLAYOFFS				
			GP	G	A	PTS	PIM	GP	G	A	PTS	PIM
2013.14	Western Michigan	NCAA	39	3	4	7	43	-	-	-	-	-
2014.15	Western Michigan	NCAA	37	14	15	29	37	-	-	-	-	-
2015.16	Western Michigan	NCAA	36	11	7	18	22	-	-	-	-	-
2016.17	Western Michigan	NCAA	36	16	14	30	34	-	-	-	-	-
2017.18	Texas	AHL	70	19	11	30	53	22	10	0	10	30
<b>2018.19</b>	<b>Colorado</b>	<b>NHL</b>	<b>40</b>	<b>3</b>	<b>3</b>	<b>6</b>	<b>26</b>	-	-	-	-	-
	Colorado	AHL	25	3	8	11	19	-	-	-	-	-
<b>2019.20</b>	<b>Colorado</b>	<b>NHL</b>	<b>5</b>	<b>0</b>	<b>0</b>	<b>0</b>	<b>0</b>	-	-	-	-	-
	Colorado	AHL	50	21	14	35	69	-	-	-	-	-
<b>2020.21</b>	<b>Colorado</b>	<b>NHL</b>	<b>3</b>	<b>0</b>	<b>0</b>	<b>0</b>	<b>4</b>	-	-	-	-	-
	Colorado	AHL	18	5	5	10	14	-	-	-	-	-
<b>NHL TOTALS</b>			<b>48</b>	<b>3</b>	<b>3</b>	<b>6</b>	<b>30</b>	-	-	-	-	-



## ACQUIRED

Signed as a free agent, Jul. 28, 2021.

# CARSON FOCHT

CENTRE    SHOOTS LEFT    6'0"    178 LBS    REGINA, SK    FEB. 4, 2000

SEASON	TEAM	LEA	REGULAR SEASON					PLAYOFFS				
			GP	G	A	PTS	PIM	GP	G	A	PTS	PIM
2015.16	Tri-City	WHL	2	0	0	0	0	-	-	-	-	-
2016.17	Tri-City	WHL	62	3	5	8	12	4	0	1	1	0
2017.18	Tri-City	WHL	37	6	10	16	18	-	-	-	-	-
2017.18	Calgary	WHL	32	7	10	17	20	-	-	-	-	-
2018.19	Calgary	WHL	68	26	38	64	68	11	5	4	9	1
2019.20	Calgary	WHL	61	32	24	56	59	-	-	-	-	-
2020.21	Utica	AHL	28	4	8	12	22	-	-	-	-	-



## ACQUIRED

Vancouver's fifth round selection, 133rd overall in the 2019 NHL Entry Draft.

# LUCAS FORSELL

LEFT WING    SHOOTS RIGHT    6'0"    161 LBS    VÄSTERÅS, SWE    SEP. 5, 2003

SEASON	TEAM	LEA	REGULAR SEASON					PLAYOFFS				
			GP	G	A	PTS	PIM	GP	G	A	PTS	PIM
2019.20	Farjestad BK J18	J18 Elit	19	10	10	20	14	-	-	-	-	-
	Farjestad BK J18	J18 Allsvenskan	17	7	7	14	12	1	2	0	2	0
2020-21	Farjestad BK	SweHL	1	0	0	0	0	-	-	-	-	-
	Farjestad BK J20	Swe-Jr	13	4	7	11	14	-	-	-	-	-
	Farjestad BK J18	J18 Region	4	6	4	10	16	-	-	-	-	-

## ACQUIRED

Vancouver's fifth round selection, 133rd overall in the 2019 NHL Entry Draft.



# HUGO GABRIELSON

DEFENCE    SHOOTS LEFT    6'11"    172 LBS    GOTHENBURG, SWE    OCT. 24, 2002



		REGULAR SEASON					PLAYOFFS					
SEASON	TEAM	LEA	GP	G	A	PTS	PIM	GP	G	A	PTS	PIM
2019.20	Frolunda HC	J18 Elit	19	7	18	25	12	-	-	-	-	-
	Frolunda HC	J18 Allsvenskan	18	5	15	20	8	1	0	0	0	0
	Frolunda HC	J20 SuperElit	11	2	2	4	6	-	-	-	-	-
2020.21	Frolunda HC	J20 Nationell	17	4	9	13	26	-	-	-	-	-
	Halmstad HC	HockeyEttan	24	3	4	7	12	1	0	1	1	0

## ACQUIRED

Vancouver's sixth round selection, 169th overall in the 2021 NHL Entry Draft.

# JONI JURMO

DEFENCE    SHOOTS LEFT    6'4"    199 LBS    ESPOO, FINLAND    APR. 19, 2002



		REGULAR SEASON					PLAYOFFS					
SEASON	TEAM	LEA	GP	G	A	PTS	PIM	GP	G	A	PTS	PIM
2017.18	Jokerit U16	U16 SM-sarja Q	21	2	24	26	8	-	-	-	-	-
	Jokerit U16	U16 SM-sarja	15	4	11	15	8	4	0	2	2	0
	Jokerit U18	U18 SM-sarja	1	0	0	0	0	-	-	-	-	-
2018.19	Jokerit U18	U18 SM-sarja	42	3	20	23	22	7	1	2	3	4
	Jokerit U20	Jr. A SM-liiga	5	0	1	1	2	-	-	-	-	-
2019.20	Jokerit U18	U18 SM-sarja	1	0	1	1	10	-	-	-	-	-
	Jokerit U20	Jr. A SM-liiga	43	5	23	28	28	1	0	0	0	0
2020.21	JYP Jyväskylä	SM-liiga	20	0	0	0	39	-	-	-	-	-
	Kiekko-Espoo	Mestis	10	3	5	8	14	2	1	1	2	0

## ACQUIRED

Vancouver's third round selection, 82nd overall in the 2020 NHL Entry Draft.

# NOAH JUULSEN

DEFENCE    SHOOTS RIGHT    6'2"    201 LBS    SURREY, BC    APR. 2, 1997



		REGULAR SEASON					PLAYOFFS					
SEASON	TEAM	LEA	GP	G	A	PTS	PIM	GP	G	A	PTS	PIM
2016.17	St. John's	AHL	-	-	-	-	-	2	0	0	0	0
2017.18	<b>Montreal</b>	<b>NHL</b>	<b>23</b>	<b>1</b>	<b>2</b>	<b>3</b>	<b>4</b>	-	-	-	-	-
	Laval	AHL	31	1	5	6	8	-	-	-	-	-
2018.19	<b>Montreal</b>	<b>NHL</b>	<b>21</b>	<b>1</b>	<b>4</b>	<b>5</b>	<b>6</b>	-	-	-	-	-
	Laval	AHL	3	0	0	0	0	-	-	-	-	-
2019.20	Laval	AHL	13	0	3	3	4	-	-	-	-	-
2020.21	<b>Florida</b>	<b>NHL</b>	<b>4</b>	<b>0</b>	<b>0</b>	<b>0</b>	<b>0</b>	-	-	-	-	-
	Syracuse	AHL	5	0	1	1	2	-	-	-	-	-
<b>NHL TOTALS</b>			<b>48</b>	<b>2</b>	<b>6</b>	<b>8</b>	<b>10</b>	-	-	-	-	-

## ACQUIRED

From the Florida Panthers with Juho Lammikko in exchange for Olli Juolevi, Oct. 10, 2021.

# LINUS KARLSSON

**CENTRE**      **SHOOTS RIGHT**      **6'0"**      **179 LBS**      **EKSJO, SWE**      **NOV. 16, 1999**

**REGULAR SEASON**      **PLAYOFFS**

SEASON	TEAM	LEA	GP	G	A	PTS	PIM	GP	G	A	PTS	PIM
2017.18	Karlskrona HK	SweHL	13	0	1	1	2	-	-	-	-	-
2018.19	Karlskrona HK	Swe-1	52	5	13	18	59	-	-	-	-	-
2019.20	Karlskrona HK	HockeyAllsvenskan	36	8	14	22	18	-	-	-	-	-
2020.21	BIK Karlskoga	HockeyAllsvenskan	12	6	12	18	0	-	-	-	-	-
2020.21	BIK Karlskoga	Allsvenskan	52	20	31	51	32	11	8	7	15	2



**ACQUIRED**

From the San Jose Sharks in exchange for Jonathan Dahlen, Feb. 25, 2019.

CANUCKS

PLAYERS

IN THE SYSTEM

2019/20 REVIEW

OPPONENTS

HISTORY

ALL-TIME RECORDS

PLAYOFFS

NHL

MEDIA SERVICES

85

# DANIKA KLIMOVICH

**RIGHT WING**      **SHOOTS RIGHT**      **6'2"**      **202 LBS**      **PINSK, BEL**      **JAN. 9, 2003**

**REGULAR SEASON**      **PLAYOFFS**

SEASON	TEAM	LEA	GP	G	A	PTS	PIM	GP	G	A	PTS	PIM
2020.21	Dinamo-Molodechno	Belarus	6	1	0	1	0	-	-	-	-	-
2020.21	Minskije Zubry	Belarus-Vyschaja	37	28	24	52	40	12	9	5	14	8



**ACQUIRED**

Vancouver's second round selection, 41st overall in the 2021 NHL Entry Draft.

# AKU KOSKENVUO

**GOALTENDER**      **CATCHES LEFT**      **6'4"**      **173 LBS**      **ESPOO, FIN**      **FEB. 26, 2003**

**REGULAR SEASON**

SEASON	TEAM	LGE	GPI	MIN	GA	SO	GAA	W	L	T	PCT
2019.20	Kiekko-EspooU18 SM-sarja		33	-	-	-	-	-	-	-	.914
2020.21	HIFK U20	U20 SM-sarja	13	-	-	2.92	-	-	-	-	.893

**ACQUIRED**

Vancouver's third round selection, 64th overall in the 2017 NHL Entry Draft.





# JACKSON KUNZ

CENTRE    SHOOTS LEFT    6'3"    214 LBS    GRAND FORKS, ND    AUG. 13, 2002



SEASON	TEAM	LEA	REGULAR SEASON					PLAYOFFS				
			GP	G	A	PTS	PIM	GP	G	A	PTS	PIM
2018.19	Shattuck St. Mary's	USHS-Prep	33	22	22	44	20	-	-	-	-	-
	Green Bay	USHL	2	1	1	2	0	-	-	-	-	-
2019.20	Shattuck St. Mary's	USHS-Prep	45	40	29	69	56	-	-	-	-	-
	Green Bay	USHL	5	1	0	1	4	-	-	-	-	-
2020.21	Green Bay	USHL	50	23	20	43	45	2	0	0	0	0

## ACQUIRED

Vancouver's fourth round selection, 113th overall in the 2020 NHL Entry Draft.

# JUHO LAMMIKKO

RIGHT WING    SHOOTS LEFT    6'2"    203 LBS    NOORMARKKU, FIN    JAN. 29, 1996



SEASON	TEAM	LEA	REGULAR SEASON					PLAYOFFS				
			GP	G	A	PTS	PIM	GP	G	A	PTS	PIM
2015.16	Portland	AHL	1	0	0	0	2	-	-	-	-	-
2016.17	Springfield	AHL	47	6	5	11	24	-	-	-	-	-
2017.18	Springfield	AHL	59	8	20	28	16	-	-	-	-	-
2018.19	Florida	NHL	40	0	6	6	6	-	-	-	-	-
	Springfield	AHL	36	6	12	18	22	-	-	-	-	-
2020.21	Metalurg Magnitogorsk	KHL	22	6	2	8	8	-	-	-	-	-
	Florida	NHL	44	4	1	5	10	-	-	-	-	-
<b>NHL TOTALS</b>			<b>84</b>	<b>4</b>	<b>7</b>	<b>11</b>	<b>16</b>	-	-	-	-	-

## ACQUIRED

From the Florida Panthers with Juho LammiKKO in exchange for Olli Juolevi, Oct. 10, 2021.

# CONNOR LOCKHART

RIGHT WING    SHOOTS RIGHT    5'9"    165 LBS    OTTAWA, ON    JAN. 21, 2003



SEASON	TEAM	LEA	REGULAR SEASON					PLAYOFFS				
			GP	G	A	PTS	PIM	GP	G	A	PTS	PIM
2018.19	Kanata	CCHL	4	1	0	1	4	5	2	0	2	0
2019.20	Erie	OHL	57	9	18	27	16	-	-	-	-	-

## ACQUIRED

Vancouver's sixth round selection, 178th overall in the 2021 NHL Entry Draft.

# WILLIAM LOCKWOOD

RIGHT WING   SHOOTS RIGHT   5'11"   172 LBS   BLOOMFIELD HILLS, MI   JUN. 20, 1998

SEASON	TEAM	LEA	REGULAR SEASON					PLAYOFFS				
			GP	G	A	PTS	PIM	GP	G	A	PTS	PIM
2013.14	US National	USHL	34	7	4	11	10	-	-	-	-	-
2014.15	US National	USHL	1	1	1	2	0	-	-	-	-	-
2015.16	US National	USHL	20	3	3	6	27	-	-	-	-	-
2016.17	Michigan	NCAA	30	8	12	20	33	-	-	-	-	-
2017.18	Michigan	NCAA	16	4	7	11	11	-	-	-	-	-
2018.19	U. of Michigan	Big-10	36	16	15	31	24	-	-	-	-	-
2019.20	U. of Michigan	Big-10	33	9	14	23	18	-	-	-	-	-
<b>2020.21</b>	<b>Vancouver</b>	<b>NHL</b>	<b>2</b>	<b>0</b>	<b>0</b>	<b>0</b>	<b>2</b>	-	-	-	-	-
	Utica	AHL	24	4	7	11	17	-	-	-	-	-
<b>VANCOUVER/NHL TOTALS</b>			<b>2</b>	<b>0</b>	<b>0</b>	<b>0</b>	<b>2</b>	-	-	-	-	-

## ACQUIRED

Vancouver's third round selection, 64th overall in the 2016 NHL Entry Draft.



# JACK MALONE

RIGHT WING   SHOOTS RIGHT   6'1"   190 LBS   MADISON, NJ   OCT. 13, 2000

SEASON	TEAM	LEA	REGULAR SEASON					PLAYOFFS				
			GP	G	A	PTS	PIM	GP	G	A	PTS	PIM
2017.18	Youngstown	USHL	52	3	11	14	32	8	0	2	2	4
2018.19	Youngstown	USHL	57	19	40	59	26	2	0	0	0	0
2019.20	Cornell Univ.	NCAA	27	2	6	8	4	-	-	-	-	-
2020.21	Youngstown	USHL	44	11	30	41	16	-	-	-	-	-

## ACQUIRED

Vancouver's sixth round selection, 180th overall in the 2019 NHL Draft.



# ARTYOM MANUKYAN

FORWARD   SHOOTS RIGHT   5'7"   139 LBS   OMSK, RUSSIA   JUN. 9, 1998

SEASON	TEAM	LEA	REGULAR SEASON					PLAYOFFS				
			GP	G	A	PTS	PIM	GP	G	A	PTS	PIM
2017.18	Omsk	KHL	24	1	1	2	2	1	0	0	0	0
2018.19	Omsk	KHL	62	3	12	15	14	18	1	0	1	4
2019.20	Omsk	KHL	7	2	1	3	0	-	-	-	-	-
2020.21	Novokuznetsk	VHL	17	2	2	4	2	-	-	-	-	-

## ACQUIRED

Vancouver's sixth round selection, 186th overall in the 2018 NHL Entry Draft.



## SPENCER MARTIN

GOALTENDER

CATCHES LEFT

6'3"

191 LBS

DAKVILLE, ON

JUN. 8, 1995



## REGULAR SEASON

SEASON	TEAM	LGE	GPL	W	L	T/OT	MIN	GA	SO	GAA	SV%
2011.12	Mississauga	OHL	15	2	7	1	753	50	0	3.98	.885
2012.13	Mississauga	OHL	46	17	21	4	2,504	126	0	3.02	.906
2013.14	Mississauga	OHL	64	24	33	5	3,562	210	3	3.54	.899
2014.15	Mississauga	OHL	31	15	13	1	1,713	85	1	2.98	.921
2015.16	Fort Wayne	ECHL	20	9	9	1	1,113	60	2	3.23	.878
	San Antonio	AHL	18	7	7	1	905	40	3	2.65	.921
<b>2016.17</b>	<b>Colorado</b>	<b>NHL</b>	<b>3</b>	<b>0</b>	<b>2</b>	<b>1</b>	<b>181</b>	<b>13</b>	<b>0</b>	<b>4.35</b>	<b>.865</b>
	San Antonio	AHL	50	19	26	1	2,812	136	2	2.9	.904
2017.18	San Antonio	AHL	34	14	15	0	1,856	96	1	3.1	.893
2018.19	Colorado	AHL	23	9	12	0	1,305	74	3	3.4	.902
2019.20	Orlando	ECHL	4	2	2	0	231	12	0	3.12	.915
	Syracuse	AHL	33	12	11	5	1,742	87	0	3.00	.897
2020.21	Syracuse	AHL	15	7	5	2	847	40	0	2.83	.907

**NHL TOTALS**      **3**   **0**   **2**   **1**   **181**   **13**   **0**   **4.35**   **.865**

## ACQUIRED

From the Tampa Bay Lightning in exchange for future considerations, Jul. 31, 2021.

## AIDAN MCDONOUGH

LEFT WING

SHOOTS LEFT

6'3"

190 LBS

MILTON, MA

NOV. 6, 1999



## REGULAR SEASON

## PLAYOFFS

SEASON	TEAM	LEA	GP	G	A	PTS	PIM	GP	G	A	PTS	PIM
2018.19	Cedar Rapids	USHL	50	21	21	42	49	6	4	3	7	0
2019.20	Northeastern U.	NCAA	31	11	16	27	10	-	-	-	-	-
2020.21	Northeastern U.	NCAA	21	10	10	20	4	-	-	-	-	-

## ACQUIRED

Vancouver's seventh round selection, 195th overall in the 2019 NHL Entry Draft.

## JONATHAN MYRENBERG

DEFENCE

SHOOTS RIGHT

6'2"

185 LBS

TABY, SWE

APR. 11, 2003



## REGULAR SEASON

## PLAYOFFS

SEASON	TEAM	LEA	GP	G	A	PTS	PIM	GP	G	A	PTS	PIM
2019.20	Linköping HC J18 Elit		15	4	7	11	12	-	-	-	-	-
	Linköping HC J18 Allsvenskan		14	3	9	12	16	-	-	-	-	-
	Linköping HC J20 SuperElit		7	0	0	0	4	-	-	-	-	-
2020.21	Linköping HC J20 Nationell		15	3	5	8	10	-	-	-	-	-
	Sollentuna HC HockeyEtan		9	0	6	6	2	6	0	4	4	4

## ACQUIRED

Vancouver's fifth round selection, 140th overall in the 2021 NHL Entry Draft.

## VIKTOR PERSSON

DEFENCE    SHOOTS RIGHT    6'2"    192 LBS    HEDESUNDA, SWE    NOV. 7, 2001

SEASON	TEAM	LEA	REGULAR SEASON					PLAYOFFS				
			GP	G	A	PTS	PIM	GP	G	A	PTS	PIM
2017.18	Brynäs IF J18	J18 Elit	22	5	11	16	14	-	-	-	-	-
	Brynäs IF J18	J18 Allsvenskan	11	0	1	1	12	5	1	2	2	2
2018.19	Brynäs IF J18	J18 Elit	10	1	3	4	29	-	-	-	-	-
	Brynäs IF J18	J18 Allsvenskan	6	0	4	4	12	3	0	3	3	27
	Brynäs IF J20	J20 SuperElit	32	2	10	12	18	3	0	0	0	2
2019.20	Brynäs IF J20	J20 SuperElit	26	5	13	18	14	-	-	-	-	-
2020.21	Brynäs IF J20	J20 Nationell	16	5	4	9	20	-	-	-	-	-
	Brynäs IF	SHL	4	0	0	0	0	-	-	-	-	-
	Strömsbro IF	HockeyEttan	11	1	5	6	14	-	-	-	-	-

## ACQUIRED

Vancouver's seventh round selection, 191st overall in the 2020 NHL Entry Draft.



## NIC PETAN

CENTRE    SHOOTS LEFT    5'9"    175 LBS    DELTA, BC    MAR. 22, 1995

SEASON	TEAM	LEA	REGULAR SEASON					PLAYOFFS				
			GP	G	A	PTS	PIM	GP	G	A	PTS	PIM
2010.11	Portland	WHL	3	0	1	1	0	7	0	0	0	0
2011.12	Portland	WHL	61	14	21	35	22	22	0	0	0	4
2012.13	Portland	WHL	71	46	74	120	43	21	9	19	28	16
2013.14	Portland	WHL	63	35	78	113	69	21	7	21	28	38
2014.15	Portland	WHL	54	15	74	89	41	17	10	18	28	20
2015.16	Winnipeg	NHL	26	2	4	6	10	-	-	-	-	-
	Manitoba	AHL	47	9	23	32	26	-	-	-	-	-
2016.17	Winnipeg	NHL	54	1	12	13	12	-	-	-	-	-
	Manitoba	AHL	9	4	1	5	4	-	-	-	-	-
2017.18	Winnipeg	NHL	15	2	0	2	6	-	-	-	-	-
	Manitoba	AHL	52	15	37	52	24	9	1	3	4	8
2018.19	Winnipeg	NHL	13	0	2	2	2	-	-	-	-	-
	Toronto	NHL	5	1	0	1	0	-	-	-	-	-
2019.20	Toronto	NHL	16	0	3	3	4	-	-	-	-	-
	Toronto	AHL	25	10	21	31	10	-	-	-	-	-
2020.21	Toronto	NHL	7	0	1	1	4	-	-	-	-	-
	Toronto	AHL	14	7	8	15	6	-	-	-	-	-
NHL TOTALS			136	6	22	28	38	-	-	-	-	-

## ACQUIRED

Signed as a free agent, Jul. 28, 2021.




## KAREL PLASEK

RIGHT WING    SHOOTS LEFT    5'11"    154 LBS    GOTTWALDOV, CZE    JUL. 28, 2000

SEASON	TEAM	LEA	REGULAR SEASON					PLAYOFFS				
			GP	G	A	PTS	PIM	GP	G	A	PTS	PIM
2017.18	Brno Kometa	Czech	4	0	0	0	0	-	-	-	-	-
2018.19	Brno Kometa	Czech 2	29	2	4	6	4	5	1	0	1	2
2019.20	HC Kometa Brno	Czech	34	3	3	6	2	-	-	-	-	-
	HC Prerov	Czech 2	6	0	1	1	2	-	-	-	-	-
2020.21	HC Kometa Brno	Czech	44	6	4	10	8	-	-	-	-	-
	HC Prerov	Czech2	2	3	0	3	2	-	-	-	-	-

## ACQUIRED

Vancouver's sixth round selection, 175th overall in the 2019 NHL Entry Draft.



# SHELDON REMPAL

RIGHT WING

SHOOTS RIGHT

5'10"

165 LBS

CALGARY, AB

AUG. 7, 1995



SEASON	TEAM	LEA	REGULAR SEASON					PLAYOFFS				
			GP	G	A	PTS	PIM	GP	G	A	PTS	PIM
2013.14	Nanaimo	BCHL	58	22	28	50	30	5	3	1	4	0
2014.15	Nanaimo	BCHL	53	29	24	53	52	23	7	5	12	14
2015.16	Nanaimo	BCHL	56	59	51	110	88	14	9	14	23	8
2016.17	Clarkson University	ECAC	39	11	12	23	14	-	-	-	-	-
2017.18	Clarkson University	ECAC	39	23	23	46	34	-	-	-	-	-
<b>2018.19</b>	<b>Los Angeles</b>	<b>NHL</b>	<b>7</b>	<b>0</b>	<b>0</b>	<b>0</b>	<b>0</b>	-	-	-	-	-
	Ontario	AHL	59	15	25	40	25	-	-	-	-	-
2019.20	Ontario	AHL	56	4	17	21	44	-	-	-	-	-
<b>2020.21</b>	<b>Carolina</b>	<b>NHL</b>	<b>3</b>	<b>0</b>	<b>0</b>	<b>0</b>	<b>0</b>	-	-	-	-	-
	Chicago	AHL	25	4	10	14	6	-	-	-	-	-
<b>NHL TOTALS</b>			<b>10</b>	<b>0</b>	<b>0</b>	<b>0</b>	<b>0</b>	-	-	-	-	-

**ACQUIRED**

Signed as a free agent, Jul. 28, 2021.

# ARTURS SILOVS

GOALTENDER

CATCHES LEFT

6'4"

190 LBS

RIGA, LAT

MAR. 22, 2001



SEASON	TEAM	LEA	GP	W	L	T/OT	MIN	GA	SO	GAA	PCT
2018.19	HK Riga	MHL	7	3	4	0	N/A	N/A	N/A	2.45	0.92
	HS Riga	Latvia	20	8	11	0	N/A	N/A	N/A	3.26	0.914
2019.20	Barrie	OHL	36	16	13	4	2,030	131	1	3.87	0.891
2020.21	Manitoba	AHL	1	0	1	0	58	2	0	2.07	0.920

**ACQUIRED**

Vancouver's sixth round selection, 156th overall in the 2019 NHL Entry Draft.

# DEVANTE STEPHENS

DEFENCE

SHOOTS LEFT

6'3"

185 LBS

SURREY, BC

JAN. 2, 1997



SEASON	TEAM	LEA	REGULAR SEASON					PLAYOFFS				
			GP	G	A	PTS	PIM	GP	G	A	PTS	PIM
2014.15	Kelowna	WHL	64	4	7	11	33	17	0	4	4	8
2015.16	Kelowna	WHL	72	2	9	11	58	18	0	1	1	12
2016.17	Kelowna	WHL	67	13	22	35	75	17	0	7	7	16
2017.18	Rochester	AHL	6	0	0	0	7	-	-	-	-	-
	Cincinnati	ECHL	33	0	8	8	22	-	-	-	-	-
2018.19	Rochester	AHL	1	0	0	0	2	-	-	-	-	-
	Cincinnati	ECHL	69	8	17	25	59	9	1	2	3	8
2019.20	Syracuse	AHL	38	0	6	6	15	-	-	-	-	-
	Cincinnati	ECHL	3	0	1	1	13	-	-	-	-	-
2020.21	Syracuse	AHL	26	5	6	11	25	-	-	-	-	-
	Orlando	ECHL	16	3	3	6	16	-	-	-	-	-

**ACQUIRED**

Signed as a free agent, Jul. 28, 2021.

# JOHN STEVENS

**CENTRE**    **SHOOTS LEFT**    **6'3"**    **199 LBS**    **SPRINGFIELD, MA**    **APR. 17, 1994**

SEASON	TEAM	LEA	REGULAR SEASON					PLAYOFFS				
			GP	G	A	PTS	PIM	GP	G	A	PTS	PIM
2011.12	Dubuque	USHL	2	0	0	0	0	-	-	-	-	-
2012.13	Dubuque	USHL	59	13	35	48	14	9	1	1	2	6
2013.14	Northeastern	H-East	37	7	15	22	20	-	-	-	-	-
2014.15	Northeastern	H-East	36	4	17	21	16	-	-	-	-	-
2015.16	Northeastern	H-East	40	10	25	35	45	-	-	-	-	-
2016.17	Bridgeport	AHL	8	0	1	1	0	-	-	-	-	-
	Northeastern	H-East	25	5	23	28	20	-	-	-	-	-
2017.18	Bridgeport	AHL	68	7	12	19	23	-	-	-	-	-
2018.19	Bridgeport	AHL	25	3	4	7	21	4	0	1	1	2
2019.20	Bridgeport	AHL	16	3	2	5	12	-	-	-	-	-
2020.21	Utica	AHL	24	3	6	9	10	-	-	-	-	-
2020.21	Utica	AHL	24	6	4	10	12	-	-	-	-	-



## ACQUIRED

Signed as a free agent, Jul. 28, 2021.

# MATTHEW THIESSEN

**GOALTENDER**    **CATCHES LEFT**    **6'2"**    **208 LBS**    **ALTONA, MB**    **JUN. 9, 2000**

SEASON	TEAM	LEA	REGULAR SEASON									
			GPI	MIN	GA	SO	GAA	W	L	T	PCT	
2016.17	Steinbach	MJHL	1	59	3	0	3.05	0	1	0	0.900	
2017.18	Steinbach	MJHL	34	2,012	69	2	2.06	28	3	1	0.923	
2018.19	Dubuque	USHL	47	2,647	133	1	3.01	18	18	8	0.889	
2019.20	U. of Maine	NCAA	1	7	3	0	25.59	0	0	0	0.500	
2020.21	U. of Maine	NCAA	8	355	25	0	4.23	5	1	0	0.878	



## ACQUIRED

Vancouver's seventh round selection, 192nd overall in the 2018 NHL Entry Draft.

# JACOB TRUSCOTT

**DEFENCE**    **SHOOTS LEFT**    **6'1"**    **179 LBS**    **FORT GRATIOT, MI**    **APR. 12, 2002**

SEASON	TEAM	LEA	REGULAR SEASON					PLAYOFFS				
			GP	G	A	PTS	PIM	GP	G	A	PTS	PIM
2018.19	U.S. National U17	USDP	55	5	12	17	34	-	-	-	-	-
	USNTDP Juniors	USHL	33	2	6	8	20	2	1	1	2	0
2019.20	U.S. National U18	USDP	47	5	16	21	36	-	-	-	-	-
	USNTDP Juniors	USHL	19	4	7	11	6	-	-	-	-	-
2020.21	U. of Michigan	NCAA	26	1	4	5	8	-	-	-	-	-




## ACQUIRED

Vancouver's fifth round selection, 144th overall in the 2020 NHL Entry Draft.

# TONI UTUNEN

DEFENCE    SHOOTS LEFT    5'11"    169 LBS    KOKKOLA, FINLAND    APR. 27, 2000



		REGULAR SEASON					PLAYOFFS					
SEASON	TEAM	LEA	GP	G	A	PTS	PIM	GP	G	A	PTS	PIM
2016.17	Tappara Tampere	SM-liiga	1	0	0	0	0	-	-	-	-	-
2017.18	Tappara Tampere	SM-liiga	11	0	0	0	0	-	-	-	-	-
	LeKi Lempäala	Mestis	28	2	10	12	12	-	-	-	-	-
2018.19	Tappara Tampere	SM-liiga	43	1	2	3	6	11	0	0	0	4
	LeKi Lempäala	Mestis	1	0	0	0	2	-	-	-	-	-
2019.20	Tappara U20	Jr. ASM-liiga	0	0	0	0	0	3	0	0	0	2
	Tappara	SM-liiga	32	0	3	3	6	-	-	-	-	-
2020.21	Tappara	SM-liiga	51	2	4	6	22	9	1	0	1	2

## ACQUIRED

Vancouver's fifth round selection, 130th overall in the 2018 NHL Entry Draft.

# JETT WOO

DEFENCE    SHOOTS RIGHT    6'0"    201 LBS    WINNIPEG, MB    JUL. 27, 2000



		REGULAR SEASON					PLAYOFFS					
SEASON	TEAM	LEA	GP	G	A	PTS	PIM	GP	G	A	PTS	PIM
2015.16	Moose Jaw	WHL	7	0	1	1	2	5	0	1	1	0
2016.17	Moose Jaw	WHL	65	5	17	22	37	7	0	3	3	4
2017.18	Moose Jaw	WHL	44	9	16	25	33	14	2	1	3	6
2018.19	Moose Jaw	WHL	62	12	54	66	70	4	0	1	1	4
2019.20	Calgary	WHL	64	7	39	46	88	-	-	-	-	-
2020.21	Utica	AHL	28	3	2	5	18	-	-	-	-	-

## ACQUIRED

Vancouver's second round selection, 37th overall in the 2018 NHL Entry Draft.

# DMITRI ZHUKENOV

CENTRE    SHOOTS RIGHT    5'11"    174 LBS    OMSK, RUS    MAR. 24, 1997



		REGULAR SEASON					PLAYOFFS					
SEASON	TEAM	LEA	GP	G	A	PTS	PIM	GP	G	A	PTS	PIM
2015.16	Chicoutimi	QMJHL	64	15	42	57	58	6	3	3	6	4
2016.17	Chicoutimi	QMJHL	64	18	47	65	40	17	6	15	21	14
2017.18	HC Avangard	KHL	15	1	0	1	6	-	-	-	-	-
	Omskie Yastreby	MHL	33	10	24	34	47	-	-	-	-	-
2018.19	HC Yugra	VHL	1	0	0	0	0	-	-	-	-	-
	Jestrábi Prostějov	Czech2	1	0	0	0	0	-	-	-	-	-
	AZ Havřivov	Czech2	6	1	0	1	0	-	-	-	-	-
	Novokuznetsk	VHL	9	1	0	1	2	1	0	1	1	0
2019.20	Gornyyak Uchaly	VHL	52	15	11	26	35	5	2	0	2	5
2020.21	HC Avtomobilist	KHL	11	3	2	5	2	5	0	0	0	2
	Gornyyak Uchaly	VHL	41	9	15	24	31	4	0	1	1	2

## ACQUIRED

Vancouver's fourth round selection, 114th overall in the 2015 NHL Entry Draft.

# DMITRI ZLODEYEV

CENTRE    SHOOTS LEFT    5'11"    183 LBS    VORONEZH, RUS    FEB. 15, 2002

SEASON	TEAM	LEA	REGULAR SEASON					PLAYOFFS				
			GP	G	A	PTS	PIM	GP	G	A	PTS	PIM
2018.19	Dynamo Moskva	Russia U17	10	4	5	9	18	-	-	-	-	-
	Dynamo Moskva	Russia U18	1	0	0	0	0	3	1	0	1	36
	MHK Dynamo Moskva	MHL	20	0	4	4	16	-	-	-	-	-
2019.20	Dynamo Tver	VHL	2	0	0	0	0	-	-	-	-	-
	MHK Dynamo Moskva	MHL	42	12	16	28	45	0	0	0	2	-1
2020.21	Dynamo Krasnogorsk	VHK	19	7	0	7	10	-	-	-	-	-
	MHK Dynamo Moskva	MHL	16	4	8	12	2	11	1	3	4	6

## ACQUIRED

Vancouver's sixth round selection, 175th overall in the 2020 NHL Entry Draft



CANUCKS

PLAYERS

IN THE SYSTEM

2019.20 REVIEW

OPPONENTS

HISTORY

ALL-TIME RECORDS

PLAYOFFS

NHL

MEDIA SERVICES



# CANUCKS BIRTHDAYS

## CANUCKS PLAYERS AND IN THE SYSTEM BIRTHDAYS (AS OF OCTOBER 12, 2021)

Day ..... Player (Age to be)

### JANUARY

2	Devante Stephens (25)
9	Danila Klimovich (19)
21	Connor Lockhart (19)
29	Juho Lammikko (26)

### FEBRUARY

1	Tyler Myers (32)
4	Carson Focht (22)
14	Brandon Sutter (33)
15	Dmitri Zlodeyev (20)
25	Brock Boeser (25)
26	Aku Koskenvuo (19)
27	Matthew Highmore (26)

### MARCH

10	Tyler Motte (27)
11	Conor Garland (26)
14	J.T. Miller (29)
22	Nic Petan (27)
22	Arturs Silovs (21)
24	Dmitry Zhukenov (25)

### APRIL

2	Noah Juulsen (25)
5	Bo Horvat (27)
11	Jonathan Myrenberg (19)
17	Jacob Truscott (20)
17	John Stevens (28)
19	Joni Jurmo (20)
22	Madison Bowey (27)
23	Sheldon Dries (28)
27	Toni Utunen (22)

### MAY

13	Jaroslav Halak (37)
20	Jack Rathbone (23)

### JUNE

5	Brady Keeper (26)
8	Tucker Poolman (29)
8	Spencer Martin (27)
9	Michael DiPietro (23)

9	Artyom Manukyan (24)
9	Matthew Thiessen (22)
12	Kyle Burroughs (27)
20	William Lockwood (24)
24	Vasily Podkolzin (12)

### JULY

1	Justin Bailey (27)
4	Jason Dickinson (27)
7	Arvid Costmar (21)
17	Oliver Ekman-Larsson (31)
21	Guillaume Brisebois (25)
27	Jett Woo (22)
28	Karel Plasek (22)

### AUGUST

7	Sheldon Rempal (27)
10	Tanner Pearson (30)
13	Jackson Kunz (20)
16	Travis Hamonic (32)
24	Brad Hunt (34)

### SEPTEMBER

5	Lucas Forsell (19)
---	--------------------

### OCTOBER

1	Justin Dowling (32)
1	Alex Chiasson (32)
9	Phillip Di Giuseppe (29)
13	Jack Malone (21)
14	Quinn Hughes (22)
24	Hugo Gabrielson (19)

### NOVEMBER

2	Luke Schenn (32)
6	Aidan McDonough (22)
7	Viktor Persson (20)
12	Elias Pettersson (23)
16	Linus Karlsson (22)

### DECEMBER

8	Thatcher Demko (26)
20	Nils Hoglander (21)

# **2020.21 REVIEW**

# 2020.21 FINAL SCORING

## SKATERS

POS	NO.	PLAYER	GP	AVG TOI	G	A	PTS	+/-	PIM	PP	SH	GW	S	PCTG
RW	6	Brock Boeser	56	19:19	23	26	49	-3	16	8	1	1	141	16.3
C	9	J.T. Miller	53	20:58	15	31	46	-7	43	3	1	4	106	14.2
D	43	Quinn Hughes	56	22:48	3	38	41	-24	22	0	0	0	98	3.1
C	53	Bo Horvat	56	19:53	19	20	39	-6	23	7	1	3	131	14.5
LW	36	*Niils Hoglander	56	15:27	13	14	27	-4	16	1	0	1	118	11.0
C	40	Elias Pettersson	26	18:34	10	11	21	E	6	4	0	1	63	15.9
D	57	Tyler Myers	55	22:05	6	15	21	-8	51	0	1	3	109	5.5
LW	70	Tanner Pearson	51	17:04	10	8	18	-15	26	2	0	2	110	9.1
D	88	Nate Schmidt	54	20:06	5	10	15	-7	4	0	0	1	76	6.6
C	20	Brandon Sutter	43	15:05	9	3	12	-9	2	0	2	0	65	13.9
D	27	Travis Hamonic	38	19:22	3	7	10	-3	39	0	0	0	79	3.8
C	64	Tyler Motte	24	16:01	6	3	9	E	14	0	0	1	40	15.0
D	8	Jordie Benn**	31	14:40	1	8	9	5	9	0	0	0	39	2.6
D	23	Alexander Edler	52	20:54	0	8	8	-8	58	0	0	0	99	0.0
C	96	Adam Gaudette**	33	10:54	4	3	7	-13	12	0	0	0	59	6.8
C	15	Matthew Highmore**	18	15:22	3	2	5	E	2	0	0	1	20	15.0
RW	18	Jake Virtanen	38	12:15	5	0	5	-4	41	1	0	1	50	10.0
C	13	Jayce Hawryluk	30	9:38	2	3	5	-7	9	0	0	1	18	11.1
C	83	Jay Beagle	30	12:31	1	4	5	-2	8	0	0	0	21	4.8
C	44	Tyler Graovac	14	9:44	3	1	4	-3	6	1	0	0	17	17.7
LW	26	Antoine Roussel	35	11:30	1	3	4	4	37	0	0	0	28	3.6
LW	24	Jimmy Vesey**	20	15:06	0	3	3	-10	6	0	0	0	26	0.0
D	48	*Olli Juolevi	23	13:13	2	1	3	-1	0	0	0	0	24	8.3
D	3	*Jack Rathbone	8	15:30	1	2	3	1	0	0	0	0	17	5.9
C	72	Travis Boyd**	19	11:51	2	0	2	-6	0	0	0	0	8	25.0
C	71	*Zack MacEwen	34	8:38	1	1	2	-2	44	0	0	0	31	3.2
D	25	*Brogan Rafferty	1	13:58	0	1	1	-1	0	0	0	0	1	0.0
LW	21	Loui Eriksson	7	9:35	0	1	1	-3	2	0	0	0	5	0.0
D	63	*Jalen Chatfield	18	13:26	0	1	1	-11	12	0	0	0	14	0.0
RW	78	*Kole Lind	7	13:09	0	0	0	-4	0	0	0	0	4	0.0
D	55	*Guillaume Brisebois	1	11:31	0	0	0	E	0	0	0	0	0	0.0
RW	95	Justin Bailey	3	6:48	0	0	0	-2	2	0	0	0	6	0.0
LW	41	*Jonah Gadjovich	1	4:55	0	0	0	-1	17	0	0	0	0	0.0
RW	58	*William Lockwood	2	14:12	0	0	0	-2	2	0	0	0	3	0.0
LW	56	*Marc Michaelis	15	9:05	0	0	0	-5	2	0	0	0	3	0.0

## GOALTENDERS

NO.	PLAYER	GP	MIN	GAA	W	L	OT	SO	GA	SA	SV%	G	A	PIM
35	Thatcher Demko	35	2086:48	2.85	16	18	1	1	99	1164	.915	0	0	0
49	Braden Holtby	21	1260:29	3.67	7	11	3	0	77	695	.889	0	1	0

\*Indicates rookie status

\*\*Canucks totals only

# 2020.21 SEASON SUMMARY

## 2020.21 VANCOUVER CANUCKS FINAL TEAM NOTES

Overall Record:	23-29-4
Home Record:	13-12-3
Road Record:	10-17-1
Last 5 Games:	2-2-1
Last 10 Games:	4-5-1
1 Goal Games:	7-3-4
2 Goal Games:	7-5
3 Goal Games:	9-21
Scoring First:	18-5-2
Opponent Scoring First:	5-24-2
Leading after 1 period:	12-3-2
Trailing after 1 period:	5-20-2
Tied after 1 period:	6-6-0
Leading after 2 periods:	15-1-1
Trailing after 2 periods:	3-27-3
Tied after 2 periods:	5-1-0
OT Record - This Season:	3-3
OT Record - Franchise:	222-197-218
Shootout Record - This Season:	3-1
Shootout Record - Franchise:	72-76
Outshooting opponent:	5-7-2
Outshot by opponent:	18-22-2
Even shots:	0-0-0

## MONTH BY MONTH RECORD

	W-L-O	POINTS
January	6-5-0	12
February	2-9-2	6
March	8-4-1	17
April	3-4-0	6
May	4-7-1	9
<b>Totals</b>	<b>23-29-4</b>	<b>50</b>

Goals By Period	1	2	3	OT	T	AVG
CANUCKS	46	44	55	3	148	2.6
Opponents	53	72	59	3	187	3.3

Shots By Period	1	2	3	OT	T	AVG
CANUCKS	511	591	516	11	1,629	291
Opponents	583	681	590	16	1,870	33.4

Power Play	G	ATT	%
Overall:	27	155	17.4 (25th NHL)
Home:	18	83	21.7 (T-14th NHL)
Road:	9	72	12.5 (T-29th NHL)
4 SHORTHANDED GOALS AGAINST (T-12th NHL)			

Penalty Killing	G	ATT	%
Overall:	37	183	79.8 (T-17th NHL)
Home:	19	98	80.6 (15th NHL)
Road:	18	85	78.8 (21st NHL)
6 SHORTHANDED GOALS SCORED (T-6th NHL)			

Penalties	GP	MIN	AVG./RANK
Overall:	56	551	9.8 (28th NHL)

\*\*Canucks totals only

## SITUATIONAL GOALS FOR & AGAINST

	FOR	AGAINST
5 on 5:	104	131
5 on 4:	24	4
5 on 3:	1	0
4 on 4:	1	0
4 on 3:	1	0
3 on 3:	3	2
3 on 4:	0	2
3 on 5:	0	2
4 on 5:	4	32
4 on 6:	1	1
5 on 6:	5	2
6 on 5:	3	11
6 on 4:	1	0
Empty Net:	6	11
Penalty Shots:	0	0
Total:	148	187

## INDIVIDUAL LEADERS

Points:	B. Boeser (49), J. Miller (46), Q. Hughes (41)
Goals:	B. Boeser (23), B. Horvat (19), J. Miller (15)
Assists:	Q. Hughes (38), J. Miller (31), B. Boeser (26)
PP Goals:	B. Boeser (8), B. Horvat (7), E. Pettersson (4)
SH Goals:	B. Sutter (2), Four Players Tied With 1
GW Goals:	J. Miller (4), B. Horvat (3), T. Myers (3)
3+ Goals:	B. Sutter (1)
PIM:	A. Edler (58), T. Myers (51), Z. MacEwen (44)
Shots:	B. Boeser (141), B. Horvat (131), N. Hoglander (118)
+/-:	J. Benn (+5)***, A. Roussel (+4), J. Rathbone (+1)

## SHOOTOUT

SHOOTER	G/S	%	G/DG
Bo Horvat	2/4	50.0	2
J.T. Miller	1/4	25.0	0
Brock Boeser	1/4	25.0	0
Adam Gaudette**	1/2	50.0	1
Jimmy Vesey**	0/1	0.0	0
Elias Pettersson	0/1	0.0	0
Nils Hoglander	0/1	0.0	0

GOALTENDER	REC	G/S	%
Thatcher Demko	2-0	0/7	1.000
Braden Holtby	1-1	3/10	.700

# 2020.21 SCHEDULE & RESULTS

#	DATE	OPP	RES	SCORE	W	L	O	SF	SA	SCORER	WIN	LOSS/OT	ATTENDANCE
1	Jan. 13	R EDM	W	5-3	1	0	0	35	31	B. Boeser	Holby	Koskinen	
2	Jan. 14	R EDM	L	2-5	1	1	0	40	46	C. McDavid	Holby	Demko	
3	Jan. 16	R CGY	L	0-3	1	2	0	32	35	S. Monahan	Markstrom	Holby	
4	Jan. 18	R CGY	L	2-5	1	3	0	27	32	E. Lindholm	Markstrom	Demko	
5	Jan. 20	H MTL	W (SO)	6-5	2	3	0	28	36	B. Horvat	Holby	Price (OT)	
6	Jan. 21	H MTL	L	3-7	2	4	0	17	42	J. Anderson	Allen	Demko	
7	Jan. 23	H MTL	L	2-5	2	5	0	25	33	B. Gallagher	Price	Holby	
8	Jan. 25	H OTT	W	7-1	3	5	0	35	36	T. Motte	Demko	Murray	
9	Jan. 27	H OTT	W	5-1	4	5	0	35	43	J. Miller	Demko	Hogberg	
10	Jan. 28	H OTT	W	4-1	5	5	0	25	37	E. Pettersson	Holby	Murray	
11	Jan. 30	R WPG	W	4-1	6	5	0	39	24	N. Hoglander	Demko	Hellebuyck	
12	Feb. 1	R MTL	L	2-6	6	6	0	29	40	J. Petry	Price	Holby	
13	Feb. 2	R MTL	L	3-5	6	7	0	39	33	T. Toffoli	Allen	Demko	
14	Feb. 4	R TOR	L	3-7	6	8	0	19	37	J. Spezza	Andersen	Demko	
15	Feb. 6	R TOR	L	1-5	6	9	0	28	31	A. Matthews	Andersen	Holby	
16	Feb. 8	R TOR	L	1-3	6	10	0	32	19	A. Matthews	Andersen	Holby	
17	Feb. 11	H CGY	L	1-3	6	11	0	34	26	A. Mangiapane	Markstrom	Demko	
18	Feb. 13	H CGY	W	3-1	7	11	0	46	19	T. Myers	Demko	Markstrom	
19	Feb. 15	H CGY	O (OT)	3-4	7	11	1	33	27	J. Gaudreau	Markstrom	Demko (OT)	
20	Feb. 17	R CGY	W	5-1	8	11	1	33	36	B. Horvat	Holby	Markstrom	
21	Feb. 19	H WPG	L	0-2	8	12	1	29	31	M. Scheffele	Brossoit	Demko	
22	Feb. 21	H WPG	O (OT)	3-4	8	12	2	34	31	P. Dubois	Hellebuyck	Holby (OT)	
23	Feb. 23	H EDM	L	3-4	8	13	2	33	29	T. Ennis	Smith	Demko	
24	Feb. 25	H EDM	L	0-3	8	14	2	32	34	A. Chiasson	Smith	Demko	
24	Mar. 1	R WPG	W	4-0	9	14	2	19	27	N. Schmidt	Demko	Hellebuyck	
26	Mar. 2	R WPG	L	2-5	9	15	2	33	39	K. Connor	Brossoit	Holby	
27	Mar. 4	H TOR	W	3-1	10	15	2	28	32	J. Virtanen	Demko	Hutchinson	
28	Mar. 6	H TOR	W	4-2	11	15	2	31	39	J. Miller	Demko	Andersen	
29	Mar. 8	H MTL	W (SO)	2-1	12	15	2	29	30	B. Horvat	Demko	Price (OT)	
30	Mar. 10	H MTL	L	1-5	12	16	2	24	45	C. Perry	Price	Demko	
31	Mar. 13	H EDM	W	2-1	13	16	2	28	35	T. Myers	Demko	Koskinen	
32	Mar. 15	R OTT	W (OT)	3-2	14	16	2	28	46	J. Miller	Demko	Daccord (OT)	
33	Mar. 17	R OTT	W (SO)	3-2	15	16	2	29	32	A. Gaudette	Demko	Gustavsson (OT)	
34	Mar. 19	R MTL	W (OT)	3-2	16	16	2	28	31	J. Miller	Demko	Allen (OT)	
35	Mar. 20	R MTL	O (SO)	4-5	16	16	3	18	40	T. Tatar	Price	Holby (OT)	
36	Mar. 22	H WPG	L	0-4	16	17	3	22	29	B. Wheeler	Hellebuyck	Demko	
37	Mar. 24	H WPG	L	1-5	16	18	3	39	36	A. Copp	Hellebuyck	Demko	
38	Apr. 18	H TOR	W (OT)	3-2	17	18	3	24	39	B. Horvat	Holby	Campbell (OT)	
39	Apr. 20	H TOR	W	6-3	18	18	3	29	40	T. Pearson	Holby	Rittich	
40	Apr. 22	H OTT	L	0-3	18	19	3	31	25	T. Stütze	Murray	Demko	
41	Apr. 24	H OTT	W	4-2	19	19	3	34	28	T. Pearson	Holby	Hogberg	
42	Apr. 26	R OTT	L	1-2	19	20	3	26	27	D. Batherson	Hogberg	Holby	
43	Apr. 28	R OTT	L	3-6	19	21	3	22	33	T. Chabot	Hogberg	Demko	
44	Apr. 29	R TOR	L	1-4	19	22	3	16	24	A. Matthews	Rittich	Holby	
45	May 1	R TOR	L	1-5	19	23	3	27	30	A. Matthews	Campbell	Demko	
46	May 3	H EDM	L	3-5	19	24	3	23	32	D. Kahun	Koskinen	Holby	
47	May 4	H EDM	L	1-4	19	25	3	29	27	L. Draisaitl	Smith	Demko	
48	May 6	R EDM	W	6-3	20	25	3	27	42	J. Hawryluk	Demko	Koskinen	
49	May 8	R EDM	L	3-4	20	26	3	25	34	L. Draisaitl	Smith	Demko	
50	May 10	R WPG	W	3-1	21	26	3	31	40	B. Horvat	Demko	Brossoit	
51	May 11	R WPG	L	0-5	21	27	3	24	36	K. Connor	Hellebuyck	Holby	
52	May 13	R CGY	L	1-4	21	28	3	25	28	A. Mangiapane	Markstrom	Demko	
53	May 15	R EDM	W	4-1	22	28	3	41	32	M. Highmore	Demko	Koskinen	
54	May 16	H CGY	O (OT)	5-6	22	28	4	35	36	E. Lindholm	Markstrom	Holby	
55	May 18	H CGY	W	4-2	23	28	4	24	40	T. Myers	Demko	Domingue	
56	May 19	R CGY	L	2-6	23	29	4	21	28	A. Mangiapane	Markstrom	Holby	

CANUCKS

PLAYERS

IN THE SYSTEM

2020.21 REVIEW

OPPONENTS

HISTORY

ALL-TIME RECORDS

PLAYOFFS

NHL

MEDIA SERVICES

**OPPONENTS**

# ALL-TIME OPPONENTS

## CANUCKS ALL-TIME RECORD VS WESTERN CONFERENCE OPPONENTS

OPP	HOME								ROAD								OVERALL												
	GP	W	L	T	OTL	PTS	GF	GA	WIN%	OPP	GP	W	L	T	OTL	PTS	GF	GA	WIN%	OPP	GP	W	L	T	OTL	PTS	GF	GA	WIN%
ANA	57	27	26	2	2	58	160	160	.474	ANA	55	23	21	7	4	57	142	155	.418	ANA	112	50	47	9	6	115	309	317	.446
ARI	103	62	28	10	3	137	361	272	.602	ARI	98	39	43	10	6	94	313	318	.398	ARI	201	101	71	20	9	231	676	595	.502
CGY	147	65	57	18	7	155	485	451	.442	CGY	144	48	80	15	1	112	416	529	.333	CGY	291	113	137	33	8	267	906	984	.388
CHI	99	53	30	15	1	122	300	275	.535	CHI	96	31	52	7	6	75	235	334	.323	CHI	195	84	82	22	7	197	540	611	.431
COL	84	40	30	7	7	94	277	278	.476	COL	82	35	33	8	6	84	231	253	.427	COL	166	75	63	15	13	178	511	537	.452
DAL	96	43	39	10	4	100	321	284	.448	DAL	97	32	48	12	5	81	273	329	.330	DAL	193	75	87	22	9	181	598	616	.389
EDM	129	60	51	12	6	138	436	434	.465	EDM	129	48	68	7	6	109	387	489	.372	EDM	258	108	119	19	12	247	828	930	.419
LAK	127	67	38	16	6	156	445	366	.528	LAK	130	47	63	16	4	114	380	474	.362	LAK	257	114	101	32	10	270	829	845	.444
MIN	46	25	11	3	7	60	132	112	.543	MIN	48	22	22	2	2	48	119	138	.458	MIN	94	47	33	5	9	108	252	256	.500
NSH	38	23	12	1	2	49	126	94	.605	NSH	39	21	14	1	3	46	106	107	.538	NSH	77	44	26	2	5	95	235	202	.571
SJS	62	27	26	4	5	63	186	182	.435	SJS	67	31	29	5	2	69	186	199	.463	SJS	129	58	55	9	7	132	373	384	.450
STL	99	45	42	9	3	102	280	295	.455	STL	96	32	53	9	2	75	265	337	.333	STL	195	77	95	18	5	177	549	635	.395
VGK	5	1	3	0	1	3	16	23	.200	VGK	5	1	4	0	0	2	9	21	.200	VGK	10	2	7	0	1	5	26	45	.200
WPG	19	8	9	1	1	18	46	52	.421	WPG	22	8	13	0	1	17	47	65	.364	WPG	41	16	22	1	2	35	94	118	.390

## CANUCKS ALL-TIME RECORD VS EASTERN CONFERENCE OPPONENTS

OPP	HOME								ROAD								OVERALL												
	GP	W	L	T	OTL	PTS	GF	GA	WIN%	OPP	GP	W	L	T	OTL	PTS	GF	GA	WIN%	OPP	GP	W	L	T	OTL	PTS	GF	GA	WIN%
BOS	61	22	30	8	1	53	203	234	.361	BOS	62	12	42	7	1	32	151	249	.194	BOS	123	34	72	15	2	85	355	483	.276
BUF	62	33	18	11	0	77	229	189	.532	BUF	62	22	29	8	3	55	185	217	.355	BUF	124	55	47	19	3	132	414	408	.444
CAR	40	23	11	6	0	52	137	99	.575	CAR	39	15	18	5	1	36	129	130	.385	CAR	79	38	29	11	1	88	266	230	.481
CBJ	30	19	6	0	5	43	101	80	.633	CBJ	31	18	8	2	3	41	102	72	.581	CBJ	61	37	14	2	8	84	206	156	.607
DET	88	39	34	10	5	93	302	271	.443	DET	88	27	49	8	4	66	250	340	.307	DET	176	66	83	18	9	159	555	615	.375
FLA	19	10	3	5	1	26	58	41	.526	FLA	18	8	7	1	2	19	51	48	.444	FLA	37	18	10	6	3	45	111	92	.486
MTL	72	21	42	8	1	51	196	259	.292	MTL	69	14	48	5	2	35	168	297	.203	MTL	141	35	90	13	3	86	367	557	.248
NJ	57	31	13	11	2	75	197	148	.544	NJ	59	26	26	6	1	59	177	178	.441	NJ	116	57	39	17	3	134	375	327	.491
NYI	57	28	25	3	1	60	183	188	.491	NYI	57	17	28	10	2	46	161	201	.298	NYI	114	45	53	13	3	106	348	390	.395
NYR	61	20	37	3	1	44	187	233	.328	NYR	64	16	41	5	2	39	168	265	.250	NYR	125	36	78	8	3	83	356	499	.288
OTT	28	18	8	1	1	38	94	61	.643	OTT	26	13	11	1	1	28	70	63	.500	OTT	54	31	19	2	2	66	166	125	.574
PHI	61	15	32	12	2	44	175	231	.246	PHI	64	21	40	1	2	45	189	257	.328	PHI	125	36	72	13	4	89	365	490	.288
PIT	60	27	26	4	3	61	209	211	.450	PIT	60	15	37	7	1	38	203	257	.250	PIT	120	42	63	11	4	99	412	472	.350
TBL	18	10	4	2	2	24	65	46	.556	TBL	19	10	9	0	0	20	64	67	.526	TBL	37	20	13	2	2	44	130	113	.541
TOR	80	43	24	11	2	99	280	248	.538	TOR	77	26	39	11	1	64	237	284	.338	TOR	157	69	63	22	3	163	519	533	.439
WSH	49	24	18	5	2	55	172	155	.490	WSH	50	18	27	4	1	41	140	162	.360	WSH	99	42	45	9	3	96	314	3	.424

## 2019.20 SEASON SUMMARY\* 0 WINS

### AT VANCOUVER

Feb. 16/20 Canucks 1 Ducks 5

### AT ANAHEIM

Nov. 1/20 Canucks 1 (OT) Ducks 2

### GOALS BY PERIOD

	1st	2nd	3rd	OT	TOTAL
CANUCKS	0	1	1	0	2
DUCKS	3	1	2	1	7

### CANUCKS

Power Play: 1-8 12.5% Penalty Killing: 4-6 66.7%

### CANUCKS

	GP	G	A	P	+/-	PIM	PP	SH
Brandon Sutter	2	1	1	2	-2	0	0	0
Elias Pettersson	2	1	0	1	-1	0	1	0
Adam Gaudette	2	0	1	1	-2	0	0	0
Quinn Hughes	2	0	1	1	-2	0	0	0
Tanner Pearson	2	0	1	1	1	2	0	0
Jay Beagle	2	0	0	0	0	2	0	0
Jordie Benn	2	0	0	0	0	0	0	0
Alex Edler	2	0	0	0	-1	0	0	0
Loui Eriksson	2	0	0	0	0	0	0	0
Bo Horvat	2	0	0	0	-2	0	0	0
J.T. Miller	2	0	0	0	-2	0	0	0
Tyler Myers	2	0	0	0	0	4	0	0
Tim Schaller	2	0	0	0	0	0	0	0
Troy Stecher	2	0	0	0	-1	2	0	0
Chris Tanev	2	0	0	0	-2	4	0	0
Jake Virtanen	2	0	0	0	0	0	0	0
Brock Boeser	1	0	0	0	-1	2	0	0
Josh Leivo	1	0	0	0	0	0	0	0
Zack MacEwen	1	0	0	0	0	0	0	0
Antoine Roussel	1	0	0	0	-3	0	0	0

### CANUCKS

	GPI	MIN	W-L-O	GA	SA	SV	GAA	SV%
Jacob Markstrom	1	62	0-0-1	2	29	27	1.92	.931
Thatcher Demko	1	60	0-1-0	5	28	23	5.01	.821

### LAST

Last Home Win  
Last Road Win  
Last Shutout

### Last Tie Game

Last Shootout

Last Hat Trick

### Most Goals

Canucks in OT

Canucks in SO

### VANCOUVER

Feb. 25/19 (4-0)  
Mar. 5/17 (2-1)  
Feb. 25/19  
Jacob Markstrom (4-0)  
Oct. 24/02 (2-2 @ VAN)  
Jan. 1/16 (2-1 W @ VAN)

### Michael Grabner

Apr. 2/10

8 - Mar. 24/00

VAN 8 vs ANA 1

3-5-9

7-2

### ANAHEIM

Feb. 13/19 (1-0)  
Feb. 16/20 (5-1)  
Feb. 13/19  
Kevin Boyle (1-0)

### Sam Steel

Mar. 26/19

9 - Jan. 15/14

VAN 1 @ ANA 9

## 1 LOSS

### ATTENDANCE

18,871

### GOALTENDER

Demko/Gibson

### W GOAL

Derek Grant

### ATTENDANCE

15,173

### GOALTENDER

Markstrom/Gibson

### W GOAL

Ryan Getzlaf

### SHOTS BY PERIOD

	1st	2nd	3rd	OT	TOTAL
CANUCKS	31	34	11	2	78
DUCKS	15	24	15	3	57

### DUCKS

Power Play: 2-6 33.3% Penalty Killing: 7-8 87.5%

### DUCKS

	GP	G	A	P	+/-	PIM	PP	SH
Adam Henrique	2	2	0	2	E	2	1	0
Ryan Getzlaf	2	1	1	2	1	2	0	0
Derek Grant	2	1	1	2	1	2	1	0
Troy Terry	2	0	2	2	1	0	0	0
Jakob Silfverberg	2	1	0	1	E	0	0	1
Sam Steel	2	1	0	1	1	0	0	0
Brendan Gulhle	1	1	0	1	2	0	0	0
Cam Fowler	2	0	1	1	1	0	0	0
Korbinian Holzer	2	0	1	1	1	4	0	0
Hampus Lindholm	2	0	1	1	1	2	0	0
Rickard Rakell	2	0	1	1	2	0	0	0
Nick Ritchie	2	0	1	1	1	10	0	0
Jacob Larsson	1	0	1	1	E	0	0	0
Devin Shore	1	0	1	1	1	0	0	0
Nicolas Deslauriers	2	0	0	0	1	0	0	0
Max Jones	2	0	0	0	E	4	0	0
Carter Rowney	2	0	0	0	1	0	0	0
Max Comtois	1	0	0	0	E	0	0	0
Michael Del Zotto	1	0	0	0	1	0	0	0
Erik Gudbranson	1	0	0	0	E	0	0	0
Josh Mahura	1	0	0	0	E	0	0	0
Josh Manson	1	0	0	0	1	6	0	0

### DUCKS

	GPI	MIN	W-L-O	GA	SA	SV	GAA	SV%
John Gibson	2	122	2-0-0	2	78	76	0.98	.974

\*Teams did not play in 2020.21. Stats last updated following the 2019.20 season.





# ARIZONA COYOTES

## 2019.20 SEASON SUMMARY\*

### 1 WIN

### 1 LOSS

### 0 OT

#### AT VANCOUVER

Mar. 4/20	Canucks 2	Coyotes 4
Jan. 16/20	Canucks 3	Coyotes 1

#### ATTENDANCE

17,363
18,871

#### GOALTENDER

Demko/Kuemper
Markstrom/Hill

#### W GOAL

Lawson Crouse
Jake Virtanen

#### GOALS BY PERIOD

	1st	2nd	3rd	OT	TOTAL
CANUCKS	1	1	3	0	5
COYOTES	2	0	3	0	5

#### SHOTS BY PERIOD

	1st	2nd	3rd	OT	TOTAL
CANUCKS	21	24	18	0	63
COYOTES	30	23	22	0	75

#### CANUCKS

Power Play: 2-5	40.0%	Penalty Killing: 4-5	80.0%
-----------------	-------	----------------------	-------

#### COYOTES

Power Play: 1-5	20.0%	Penalty Killing: 3-5	60.0%
-----------------	-------	----------------------	-------

#### CANUCKS

	GP	G	A	P	+/-	PIM	PP	SH
Tanner Pearson	2	2	0	2	1	0	0	0
Jake Virtanen	2	1	1	2	2	0	0	0
Quinn Hughes	2	0	2	2	-1	2	0	0
J.T. Miller	2	0	2	2	E	0	0	0
Elias Pettersson	2	0	2	2	E	0	0	0
Bo Horvat	2	1	0	1	1	0	1	0
Tyler Toffoli	1	1	0	1	-1	2	1	0
Alex Edler	2	0	1	1	2	0	0	0
Loui Eriksson	2	0	1	1	E	0	0	0
Oscar Fantenberg	2	0	0	0	-2	2	0	0
Adam Gaudette	2	0	0	0	-2	0	0	0
Tyler Motte	2	0	0	0	-2	2	0	0
Antoine Roussel	2	0	0	0	-2	0	0	0
Troy Stecher	2	0	0	0	1	0	0	0
Brandon Sutter	2	0	0	0	-1	0	0	0
Chris Tanev	2	0	0	0	1	0	0	0
Jay Beagle	1	0	0	0	E	0	0	0
Jordie Benn	1	0	0	0	-1	0	0	0
Brock Boeser	1	0	0	0	-1	0	0	0
Zack MacEwen	1	0	0	0	E	2	0	0
Tyler Myers	1	0	0	0	-1	0	0	0

#### COYOTES

	GP	G	A	P	+/-	PIM	PP	SH
Oliver Ekman-Larsson	2	1	2	3	3	0	0	0
Carl Soderberg	2	1	1	2	2	0	1	0
Lawson Crouse	2	1	0	1	1	0	0	0
Christian Dvorak	2	1	0	1	-1	0	0	0
Nick Schmaltz	2	1	0	1	E	0	0	0
Taylor Hall	2	0	1	1	-1	0	0	0
Vinnie Hinostroza	2	0	1	1	1	0	0	0
Niklas Hjalmarsson	2	0	1	1	1	0	0	0
Derek Stepan	2	0	1	1	2	0	0	0
Jason Demers	2	0	0	0	-2	2	0	0
Anor Garland	2	0	0	0	E	0	0	0
Alex Goligoski	2	0	0	0	-1	2	0	0
Clayton Keller	2	0	0	0	-2	2	0	0
Phil Kessel	2	0	0	0	-1	0	0	0
Ilya Lyubushkin	2	0	0	0	2	2	0	0
Michael Chaput	1	0	0	0	-1	2	0	0
Jakob Chychrun	1	0	0	0	E	0	0	0
Michael Grabner	1	0	0	0	E	0	0	0
Barrett Hayton	1	0	0	0	E	0	0	0
Jordan Oesterle	1	0	0	0	-1	0	0	0
Brad Richardson	1	0	0	0	2	0	0	0

#### CANUCKS

	GPI	MIN	W-L-O	GA	SA	SV	GAA	SV%
Jacob Markstrom	1	60	1-0-0	1	35	34	1.00	.971
Thatcher Demko	1	59	0-1-0	3	39	36	3.07	.923

#### COYOTES

	GPI	MIN	W-L-O	GA	SA	SV	GAA	SV%
Darcy Kuemper	1	60	1-0-0	2	38	26	2.00	.947
Adin Hill	1	59	0-1-0	2	24	22	2.02	.917

#### LAST

Last Home Win  
Last Road Win  
Last Shutout

#### VANCOUVER

Jan. 16/20 (3-1)  
Feb. 25/18 (3-1)  
Jan. 4/17

#### ARIZONA

Feb. 28/19 (5-2)  
Mar. 4/20 (4-2)  
Mar. 11/18  
Darcy Kuemper (1-0)

Last Tie Game  
Last Shootout  
Last Hat Trick

Ryan Miller (3-0)  
Oct. 26/03 (3-3 @ VAN)  
Mar. 5/15 (2-3 L @ ARI)

Brad Richardson  
Feb. 28/19

Most Goals

10 - Mar. 27/81  
VAN 10 @ WPG 2

8 - Twice

Canucks in OT  
Canucks in SO

10-6-16  
2-5

\*Teams did not play in 2020.21. Stats last updated following the 2019.20 season.



## 2019.20 SEASON SUMMARY\*

### 1 WIN

### 1 LOSS

### 0 OT

#### AT VANCOUVER

Feb. 22/20 Canucks 9 Bruins 3

#### AT BOSTON

Feb. 4/20 Canucks 0 Bruins 4

#### GOALS BY PERIOD

	1st	2nd	3rd	OT	TOTAL
CANUCKS	2	3	4	0	9
BRUINS	2	1	4	0	7

#### CANUCKS

Power Play: 1-6 16.7% Penalty Killing: 6-8 75.0%

#### CANUCKS

	GP	G	A	P	+/-	PIM	PP	SH
Tyler Toffoli	1	2	1	3	3	0	0	0
Troy Stecher	2	1	2	3	2	2	0	0
J.T. Miller	2	0	3	3	2	0	0	0
Loui Eriksson	2	1	1	2	3	0	0	0
Bo Horvat	2	1	1	2	1	7	1	0
Alex Edler	2	0	2	2	1	2	0	0
Quinn Hughes	2	0	2	2	2	2	0	0
Adam Gaudette	2	1	0	1	1	0	0	0
Tanner Pearson	2	1	0	1	3	0	0	0
Elias Pettersson	2	1	0	1	2	0	0	0
Jake Virtanen	2	1	0	1	-1	0	0	0
Jay Beagle	2	0	1	1	-1	12	0	0
Tyler Myers	2	0	1	1	E	4	0	0
Tyler Motte	1	0	1	1	-1	0	0	0
Oscar Fantenberg	2	0	0	0	E	0	0	0
Antoine Roussel	2	0	0	0	E	2	0	0
Brandon Sutter	2	0	0	0	-1	0	0	0
Chris Tanev	2	0	0	0	1	0	0	0
Brock Boeser	1	0	0	0	-1	0	0	0
Tim Schaller	1	0	0	0	E	0	0	0

#### CANUCKS

	GPI	MIN	W-L-O	GA	SA	SV	GAA	SV%
Jacob Markstrom	2	118	1-1-0	7	79	72	3.55	.911
Thatcher Demko	1	2	0-0-0	0	0	0	0.00	.000

#### LAST

Last Home Win  
Last Road Win  
Last Shutout

#### VANCOUVER

Feb. 22/20 (9-3)  
Nov. 8/18 (8-5)  
Jan. 15/96  
Corey Hirsch (6-0)  
Mar. 15/01 (2-2 @ BOS)

#### BOSTON

Feb. 4/20 (4-0)  
Mar. 13/17 (6-3)  
Feb. 4/20  
Tuukka Rask (4-0)

Last Tie Game  
Last Shootout  
Last Hat Trick

Feb. 6/10 (3-2 W @ BOS)  
Shawn Matthias  
Feb. 13/15  
9 - Feb. 22/20  
VAN 9 vs BOS 3

Brad Marchand  
Mar. 13/17  
9 - Feb. 10/72  
VAN 1 @ BOS 9

Most Goals

Canucks in OT  
Canucks in SO

4-5-8  
1-0

#### ATTENDANCE

18,871

#### GOALTENDER

Markstrom, Demko/Rask, Halak Tanner Pearson

#### W GOAL

#### ATTENDANCE

17,850

#### GOALTENDER

Markstrom/Rask

#### W GOAL

Charlie Coyle

#### SHOTS BY PERIOD

	1st	2nd	3rd	OT	TOTAL
CANUCKS	23	17	20	2	60
BRUINS	25	29	25	0	79

#### BRUINS

Power Play: 2-8 25.0% Penalty Killing: 5-6 83.3%

#### BRUINS

	GP	G	A	P	+/-	PIM	PP	SH
Matt Grzelcyk	2	0	3	3	1	0	0	0
David Pastrnak	2	2	0	2	-1	0	1	0
Charlie Coyle	2	1	1	2	E	5	0	0
Brad Marchand	2	1	1	2	1	0	0	0
Sean Kuraly	2	0	2	2	E	0	0	0
Charlie McAvoy	2	0	2	2	E	0	0	0
David Krejci	2	1	0	1	-2	0	0	0
Karson Kuhlman	2	1	0	1	E	0	1	0
Chris Wagner	2	1	0	1	E	2	0	0
Patrice Bergeron	2	0	1	1	1	2	0	0
Anders Bjork	2	0	1	1	-1	2	0	0
Brandon Carlo	2	0	1	1	-1	0	0	0
Torey Krug	2	0	1	1	-2	2	0	0
Anton Blidh	2	0	0	0	-2	0	0	0
Zdeno Chara	2	0	0	0	-2	4	0	0
Jake DeBrusk	2	0	0	0	-2	0	0	0
Jeremy Lauzon	2	0	0	0	-2	2	0	0
Danton Heinen	1	0	0	0	-4	0	0	0
Par Lindholm	1	0	0	0	E	0	0	0

#### BRUINS

	GPI	MIN	W-L-O	GA	SA	SV	GAA	SV%
Tuukka Rask	2	106	1-1-0	6	52	46	3.38	.885
Jaroslav Halak	1	14	0-0-0	3	8	5	13.30	.625

\*Teams did not play in 2020.21. Stats last updated following the 2019.20 season.



# BUFFALO SABRES

## 2019.20 SEASON SUMMARY\* 2 WINS

**AT VANCOUVER**  
Dec. 7/19 Canucks 6 Sabres 5 (OT)

**AT BUFFALO**  
Jan. 11/20 Canucks 6 Sabres 3

GOALS BY PERIOD	1st	2nd	3rd	OT	TOTAL
CANUCKS	2	3	6	1	12
SABRES	1	4	3	0	8

**CANUCKS**  
Power Play: 1-4 25.0% Penalty Killing: 5-7 71.4%

CANUCKS	GP	G	A	P	+/-	PIM	PP	SH
Brock Boeser	2	2	2	4	4	0	0	0
J.T. Miller	2	2	2	4	3	0	1	0
Jake Virtanen	2	1	2	3	1	2	0	0
Tanner Pearson	2	0	3	3	4	0	0	0
Troy Stecher	2	0	3	3	3	0	0	0
Antoine Roussel	2	2	0	2	1	2	0	0
Josh Leivo	1	2	0	2	2	0	0	0
Bo Horvat	2	1	1	2	3	0	0	0
Tyler Myers	2	1	1	2	3	0	0	1
Quinn Hughes	2	0	2	2	2	2	0	0
Elias Pettersson	2	0	2	2	4	2	0	0
Loui Eriksson	1	1	0	1	1	0	0	0
Adam Gaudette	2	0	1	1	1	0	0	0
Chris Tanev	2	0	1	1	E	0	0	0
Jordie Benn	1	0	1	1	-2	0	0	0
Tyler Motte	1	0	1	1	1	0	0	0
Jay Beagle	2	0	0	0	-4	6	0	0
Oscar Fantenberg	2	0	0	0	2	0	0	0
Tim Schaller	2	0	0	0	-4	0	0	0
Alex Edler	1	0	0	0	2	0	0	0
Micheal Ferland	1	0	0	0	-2	0	0	0

CANUCKS	GPI	MIN	W-L-O	GA	SA	SV	GAA	SV%
Jacob Markstrom	1	60	1-0-0	3	28	25	3.02	.893
Thatcher Demko	1	63	1-0-0	5	28	23	4.74	.821

LAST	VANCOUVER	BUFFALO
Last Home Win	Dec. 7/19 (6-5 OT)	Nov. 10/18 (4-3)
Last Road Win	Jan. 11/20 (6-3)	Jan. 25/18 (4-0)
Last Shutout	Oct. 17/13	Jan. 25/18
	Roberto Luongo (3-0)	Robin Lehner (4-0)
Last Tie Game	Oct. 29/02 (1-1 @ VAN)	
Last Shootout	Nov. 10/18 (3-4 L @ BUF)	
Last Hat Trick	Radim Vrbata	Steve Heinze
	Dec. 7/15	Mar. 16/01
Most Goals	9 - Nov. 19/72	8 - Jan. 8/76
	VAN 9 vs BUF 5	VAN 5 @ BUF 8
Canucks in OT	2-1-5	
Canucks in SO	0-2	

## 0 LOSSES 0 OT

**ATTENDANCE** 18,871 **GOALTENDER** Demko/Hutton **W GOAL** J.T. Miller

**ATTENDANCE** 18,509 **GOALTENDER** Markstrom/Hutton **W GOAL** Brock Boeser

SHOTS BY PERIOD	1st	2nd	3rd	OT	TOTAL
CANUCKS	22	19	22	2	65
SABRES	14	24	18	0	56

**SABRES**  
Power Play: 2-7 28.6% Penalty Killing: 3-4 75.0%

SABRES	GP	G	A	P	+/-	PIM	PP	SH
Jack Eichel	2	0	4	4	-1	0	0	0
Sam Reinhart	2	2	1	3	-1	0	1	0
Rasmus Ristolainen	2	0	3	3	1	2	0	0
Zemgus Girgensons	2	2	0	2	E	0	0	0
Kyle Okposo	2	1	1	2	-1	2	0	0
Victor Olofsson	1	1	1	2	1	0	1	0
Johan Larsson	2	0	2	2	E	0	0	0
Rasmus Dahlin	1	0	2	2	-2	0	0	0
Marcus Johansson	2	1	0	1	-1	0	0	0
Brandon Montour	2	1	0	1	-2	0	0	0
Jeff Skinner	1	0	1	1	E	0	0	0
Rasmus Asplund	2	0	0	0	-1	0	0	0
Henri Jokiharju	2	0	0	0	-2	2	0	0
Jake McCabe	2	0	0	0	-2	0	0	0
Conor Sheary	2	0	0	0	-4	0	0	0
Jimmy Vesey	2	0	0	0	-1	0	0	0
Zach Bogosian	1	0	0	0	-1	0	0	0
Michael Frolik	1	0	0	0	-1	0	0	0
Curtis Lazar	1	0	0	0	E	0	0	0
Casey Mittelstadt	1	0	0	0	-2	0	0	0
Lawrence Pilut	1	0	0	0	-2	0	0	0
Evan Rodrigues	1	0	0	0	-1	0	0	0
Marco Scandella	1	0	0	0	-1	0	0	0

SABRES	GPI	MIN	W-L-O	GA	SA	SV	GAA	SV%
Carter Hutton	2	121	0-1-1	11	64	53	5.45	.828

\*Teams did not play in 2020.21. Stats last updated following the 2019.20 season.



## 2020.21 SEASON SUMMARY

**3 WINS**
**5 LOSSES**
**2 OT**

### AT VANCOUVER

Feb. 11/21	Canucks 1	Flames 3
Feb. 13/21	Canucks 3	Flames 1
Feb. 15/21	Canucks 3	Flames 4 (OT)
May 16/21	Canucks 5	Flames 6 (OT)
May 18/21	Canucks 4	Flames 2

### AT CALGARY

Jan. 16/21	Canucks 0	Flames 3
Jan. 18/21	Canucks 2	Flames 5
Feb. 17/21	Canucks 5	Flames 1
May 13/21	Canucks 1	Flames 4
May 19/21	Canucks 2	Flames 6

### GOALS BY PERIOD

	1st	2nd	3rd	OT	TOTAL
CANUCKS	7	8	11	0	26
FLAMES	9	15	9	2	35

### CANUCKS

Power Play: 5-33    15.2%    Penalty Killing: 33-40    82.5%

### CANUCKS

	GP	G	A	P	+/-	PIM	PP	SH
Brock Boeser	10	6	7	13	5	8	1	1
J.T. Miller	9	3	6	9	4	4	0	1
Tyler Myers	9	3	5	8	1	6	0	1
Quinn Hughes	10	1	6	7	E	4	0	0
Bo Horvat	10	3	2	5	-1	11	2	0
Travis Hamonic	6	2	2	4	1	2	0	0
Nils Hoglander	10	1	2	3	-3	6	0	0
Elias Pettersson	6	0	3	3	7	6	0	0
Jayce Grovovac	4	1	1	2	-1	0	1	0
Nate Schmidt	10	1	0	1	-7	2	0	0
Tanner Pearson	9	1	0	1	-4	4	1	0
Brandon Sutter	6	1	0	1	-2	0	0	0
Jake Virtanen	5	1	0	1	-2	4	0	0
Jordie Benn	4	1	0	1	-2	0	0	0
Matthew Highmore	4	1	0	1	-1	0	0	0
Alex Edler	9	0	1	1	2	10	0	0
Jimmy Vesey	4	0	1	1	-4	6	0	0
Loui Eriksson	3	0	1	1	E	0	0	0
Jack Rathbone	2	0	1	1	E	0	0	0
Olli Juolevi	8	0	0	0	-2	0	0	0
Jay Beagle	6	0	0	0	-2	2	0	0
Adam Gaudette	6	0	0	0	-4	2	0	0
Antoine Roussel	6	0	0	0	-2	2	0	0
Travis Boyd	4	0	0	0	-4	0	0	0
Jayce Hawryluk	4	0	0	0	-2	0	0	0
Zack MacEwen	4	0	0	0	-1	0	0	0
Marc Michaelis	3	0	0	0	-1	0	0	0
Jalen Chatfield	2	0	0	0	-7	4	0	0
William Lockwood	2	0	0	0	-2	2	0	0
Tyler Motte	2	0	0	0	E	4	0	0
Justin Bailey	1	0	0	0	-1	2	0	0
Jonah Gadjovich	1	0	0	0	-1	17	0	0
Kole Lind	1	0	0	0	E	0	0	0

### CANUCKS

	GPI	MIN	W-L-O	GA	SA	SV	GAA	SV%
Thatcher Demko	6	352	2-3-1	18	171	153	3.06	.895
Braden Holtby	4	242	1-2-1	16	135	119	3.96	.881

### LAST

 Last Home Win  
 Last Road Win  
 Last Shutout

### Last Tie Game

 Last Shootout  
 Last Hat Trick

### Most Goals

 Canucks in OT  
 Canucks in SO

### VANCOUVER

 May 18/21 (4-2)  
 Feb. 17/21 (5-1)  
 Dec. 29/13  
 Eddie Lack (2-0)

### Nov. 29/03 (4-4 @ CGY)

 Feb. 9/19 (4-3 W @ VAN)  
 Mason Raymond

### Dec. 1/10

 11 - Mar. 1/92  
 VAN 11 vs CGY 0  
 13-11-23  
 5-4

### CALGARY

 May 19/21 (6-2)  
 May 16/21 (6-5 OT)  
 Jan. 16/21  
 Jacob Markstrom (3-0)

### Mike Cammalleri

Nov. 27/09

### 12 - Mar. 12/75

VAN 4 @ ATL 12

### ATTENDANCE

N/A	Demko/Markstrom	Andrew Mangiapane
N/A	Demko/Markstrom	Tyler Myers
N/A	Demko/Markstrom	Johnny Gaudreau
N/A	Holtby/Markstrom	Elias Lindholm
N/A	Demko/Domingue	Tyler Myers

### GOALTENDER

### W GOAL

### ATTENDANCE

N/A	Holtby/Markstrom	Sean Monahan
N/A	Demko/Markstrom	Elias Lindholm
N/A	Holtby/Markstrom/Rittich	Bo Horvat
N/A	Demko/Markstrom	Andrew Mangiapane
N/A	Holtby/Markstrom	Andrew Mangiapane

### GOALTENDER

### W GOAL

### SHOTS BY PERIOD

	1st	2nd	3rd	OT	TOTAL
CANUCKS	104	102	101	3	310
FLAMES	76	120	109	2	307

### FLAMES

Power Play: 7-40    17.5%    Penalty Killing: 28-33    84.8%

### FLAMES

	GP	G	A	P	+/-	PIM	PP	SH
Johnny Gaudreau	10	3	10	13	3	4	1	0
Elias Lindholm	10	4	5	9	3	2	1	0
Andrew Mangiapane	10	7	1	8	2	4	0	0
Matthew Tkachuk	10	6	2	8	2	6	2	0
Rasmus Andersson	10	2	4	6	2	2	0	0
Mikael Backlund	9	1	5	6	1	4	0	0
Sean Monahan	6	1	5	6	E	2	1	0
Dillon Dube	10	3	2	5	3	6	1	0
Mark Giordano	10	2	3	5	5	2	1	0
Milan Lucic	10	2	2	4	E	6	0	0
Juuso Valimaki	8	0	4	4	3	6	0	0
Josh Leivo	6	1	2	3	E	0	0	0
Connor Mackey	5	1	2	3	3	20	0	0
Brett Rittich	5	1	2	3	1	2	0	0
Derek Ryan	6	0	3	3	1	2	0	0
Christopher Tanev	10	0	2	2	4	2	0	0
Joakim Nordstrom	7	0	2	2	1	0	0	0
Sam Bennett	6	1	0	1	-1	4	0	0
Nikita Nesterov	6	0	1	1	-5	2	0	0
Michael Stone	4	0	1	1	2	2	0	0
Adam Ruzicka	3	0	1	1	2	4	0	0
Noah Hanifin	6	0	0	0	E	2	0	0
Dominik Simon	6	0	0	0	E	0	0	0
Byron Froese	3	0	0	0	E	0	0	0
Glenn Gawdin	1	0	0	0	E	0	0	0
Oliver Kylington	1	0	0	0	E	0	0	0
Matthew Phillips	1	0	0	0	E	0	0	0
Buddy Robinson	1	0	0	0	E	0	0	0

### FLAMES

	GPI	MIN	W-L-O	GA	SA	SV	GAA	SV%
Jacob Markstrom	9	510	7-2-0	21	281	260	2.47	.925
David Rittich	1	12	0-0-0	9	4	4	0.00	1.000
Louis Domingue	1	58	0-1-0	3	23	20	3.12	.870



# CAROLINA HURRICANES

## 2019.20 SEASON SUMMARY\* 1 WINS

### AT VANCOUVER

Dec. 12/19 Canucks 1 Hurricanes 0 (OT)

### AT CAROLINA

Feb. 2/20 Canucks 3 (SO) Hurricanes 4

GOALS BY PERIOD	1st	2nd	3rd	OT	TOTAL
CANUCKS	1	1	1	1	4
HURRICANES	0	2	1	0	3

### CANUCKS

Power Play: 0-9 0.0% Penalty Killing: 5-5 100.0%

CANUCKS	GP	G	A	P	+/-	PIM	PP	SH
Elias Pettersson	2	3	0	3	2	0	0	0
Oscar Fantenberg	2	0	2	2	1	0	0	0
Tyler Myers	2	1	0	1	2	2	0	0
Brock Boeser	2	0	1	1	2	0	0	0
Quinn Hughes	2	0	1	1	-1	0	0	0
J.T. Miller	2	0	1	1	2	2	0	0
Chris Tanev	2	0	1	1	-1	2	0	0
Brandon Sutter	1	0	1	1	1	0	0	0
Jay Beagle	2	0	0	0	E	0	0	0
Adam Gaudette	2	0	0	0	E	0	0	0
Bo Horvat	2	0	0	0	-2	0	0	0
Tanner Pearson	2	0	0	0	-2	0	0	0
Antoine Roussel	2	0	0	0	1	2	0	0
Tim Schaller	2	0	0	0	E	0	0	0
Troy Stecher	2	0	0	0	E	0	0	0
Jake Virtanen	2	0	0	0	E	2	0	0
Jordie Benn	1	0	0	0	E	0	0	0
Alex Edler	1	0	0	0	E	0	0	0
Loui Eriksson	1	0	0	0	-2	0	0	0
Josh Leivo	1	0	0	0	E	0	0	0
Zack MacEwen	1	0	0	0	E	0	0	0

CANUCKS	GPI	MIN	W-L-O	GA	SA	SV	GAA	SV%
Jacob Markstrom	1	61	1-0-0	0	43	43	0.00	1.000
Thatcher Demko	1	65	0-0-1	3	32	29	2.77	.906

LAST	VANCOUVER	CAROLINA
Last Home Win	Dec. 12/19 (1-0 OT)	Feb. 2/20 (4-3 SO)
Last Road Win	Jan. 15/16 (3-2 OT)	Jan. 23/19 (5-2)
Last Shutout	Dec. 12/19	Jan. 16/96
	Jacob Markstrom (1-0)	Sean Burke (3-0)
Last Tie Game	Nov. 24/99 (1-1 @ CAR)	
Last Shootout	Feb. 2/20 (3-4 L @ CAR)	
Last Hat Trick	Tony Tanti	Erik Cole
	Jan. 15/84	Dec. 5/09
Most Goals	8 – Twice	8 – Dec. 13/16
		VAN 6 @ CAR 8

Canucks in OT 9-0-6  
Canucks in SO 0-1

## 0 LOSSES 1 OT

### ATTENDANCE

18,626

### GOALTENDER

Markstrom/Mrazek

### W GOAL

Elias Pettersson

### ATTENDANCE

15,767

### GOALTENDER

Demko/Reimer

### W GOAL

Justin Williams

SHOTS BY PERIOD	1st	2nd	3rd	OT	TOTAL
CANUCKS	18	21	19	3	61
HURRICANES	17	37	18	3	75

### HURRICANES

Power Play: 0-5 0.0% Penalty Killing: 9-9 100.0%

HURRICANES	GP	G	A	P	+/-	PIM	PP	SH
Warren Foegele	2	0	2	2	2	0	0	0
Sebastian Aho	2	1	0	1	1	0	0	0
Nino Niederreiter	2	1	0	1	-1	2	0	0
Andrei Svechnikov	2	1	0	1	2	2	0	0
Joel Edmundson	2	0	1	1	1	0	0	0
Jake Gardiner	2	0	1	1	1	0	0	0
Jacob Slavin	2	0	1	1	-1	2	0	0
Teuvo Teravainen	2	0	1	1	-2	0	0	0
Jordan Martinook	2	0	0	0	E	0	0	0
Brock McGinn	2	0	0	0	-1	0	0	0
Martin Necas	2	0	0	0	-1	2	0	0
Brett Pesce	2	0	0	0	E	0	0	0
Jordan Staal	2	0	0	0	-1	0	0	0
Trevor van Riemsdyk	2	0	0	0	-2	0	0	0
Lucas Wallmark	2	0	0	0	E	0	0	0
Ryan Dzingel	1	0	0	0	E	2	0	0
Haydn Fleury	1	0	0	0	E	2	0	0
Julien Gauthier	1	0	0	0	E	2	0	0
Dougie Hamilton	1	0	0	0	E	2	0	0
Erik Haua	1	0	0	0	-1	2	0	0
Justin Williams	1	0	0	0	E	0	0	0

HURRICANES	GPI	MIN	W-L-O	GA	SA	SV	GAA	SV%
James Reimer	1	65	1-0-0	3	35	32	2.77	.914
Petr Mrazek	1	60	0-0-1	1	26	25	1.00	.962

\*Teams did not play in 2020.21. Stats last updated following the 2019.20 season.



## 2019.20 SEASON SUMMARY\* 2 WINS

### AT VANCOUVER

Feb. 12/20	Canucks 3	Blackhawks 0
Jan. 2/20	Canucks 7	Blackhawks 5

### AT CHICAGO

Nov. 7/19	Canucks 2	Blackhawks 5
-----------	-----------	--------------

### GOALS BY PERIOD

	1st	2nd	3rd	OT	TOTAL
CANUCKS	2	5	5	0	12
BLACKHAWKS	3	3	4	0	10

### CANUCKS

Power Play: 3-9	33.3%	Penalty Killing: 12-15	80.0%
-----------------	-------	------------------------	-------

### CANUCKS

	GP	G	A	P	+/-	PIM	PP	SH
J.T. Miller	3	2	4	6	-1	6	1	0
Bo Horvat	3	3	2	5	3	2	1	0
Elias Pettersson	3	1	3	4	-2	2	0	0
Adam Gaudette	3	2	1	3	2	9	0	0
Tanner Pearson	3	1	2	3	4	5	0	0
Brandon Sutter	2	1	2	3	2	2	0	0
Alex Edler	3	0	3	3	3	2	0	0
Jake Virtanen	3	1	1	2	1	2	0	0
Quinn Hughes	3	1	0	1	-3	0	1	0
Brock Boeser	2	0	1	1	-2	0	0	0
Antoine Roussel	2	0	1	1	E	0	0	0
Jay Beagle	3	0	0	0	-1	0	0	0
Loui Eriksson	3	0	0	0	E	0	0	0
Tyler Myers	3	0	0	0	1	6	0	0
Troy Stecher	3	0	0	0	2	2	0	0
Chris Tanev	3	0	0	0	1	0	0	0
Jordie Benn	2	0	0	0	1	0	0	0
Tim Schaller	2	0	0	0	-2	0	0	0
Justin Bailey	1	0	0	0	E	0	0	0
Oscar Fantenberg	1	0	0	0	-2	0	0	0
Josh Leivo	1	0	0	0	1	0	0	0
Zack MacEwen	1	0	0	0	E	2	0	0
Tyler Motte	1	0	0	0	E	2	0	0

### CANUCKS

Jacob Markstrom	3	178	2-1-0	8	117	109	2.69	.932
-----------------	---	-----	-------	---	-----	-----	------	------

### LAST

Last Home Win	Feb. 12/20 (3-0)
Last Road Win	Mar. 18/19 (3-2 OT)
Last Shutout	Feb. 12/20
Last Tie Game	Nov. 28/01 (3-3 @ CHI)
Last Shootout	Dec. 20/13 (3-2 W @ CHI)
Last Hat Trick	Daniel Sedin
Most Goals	7 - Four Times
Canucks in OT	10-7-7
Canucks in SO	5-2

### VANCOUVER

Feb. 12/20 (3-0)
Mar. 18/19 (3-2 OT)
Feb. 12/20
Jacob Markstrom (3-0)
Nov. 28/01 (3-3 @ CHI)
Dec. 20/13 (3-2 W @ CHI)
Daniel Sedin
Nov. 21/15
7 - Four Times
10-7-7
5-2

### CHICAGO

Nov. 7/19 (5-2)
Nov. 19/16 (4-3 OT)
Dec. 13/15
Corey Crawford (4-0)
Tyler Arason
Mar. 19/04
9 - Three Times

## 1 LOSS

### ATTENDANCE

18,871

18,871

### ATTENDANCE

21,418

### GOALTENDER

Marsstrom/Crawford

Markstrom/Lehner

### GOALTENDER

Marsstrom/Crawford

### W GOAL

Bo Horvat

Adam Gaudette

### W GOAL

Patrick Kane

### SHOTS BY PERIOD

	1st	2nd	3rd	OT	TOTAL
CANUCKS	31	38	26	0	95
BLACKHAWKS	46	39	34	0	119

### BLACKHAWKS

Power Play: 3-15	20.0%	Penalty Killing: 6-9	66.7%
------------------	-------	----------------------	-------

### BLACKHAWKS

	GP	G	A	P	+/-	PIM	PP	SH
Patrick Kane	3	3	2	5	-1	0	2	0
Olli Maatta	3	0	3	3	E	0	0	0
Dylan Strome	3	0	3	3	-3	2	0	0
Dominik Kubalik	2	0	3	3	E	0	0	0
David Kampf	3	2	0	2	1	0	0	1
Jonathan Toews	3	1	1	2	-1	4	0	0
Duncan Keith	3	0	2	2	-1	0	0	0
Alex DeBrincat	3	1	0	1	-2	0	0	0
Connor Murphy	2	1	0	1	2	5	0	0
Brandon Saad	2	1	0	1	E	0	0	0
Andrew Shaw	1	1	0	1	1	0	1	0
Adam Bogvist	3	0	1	1	-3	2	0	0
Ryan Carpenter	3	0	1	1	-3	0	0	0
Erik Gustafsson	3	0	1	1	-3	2	0	0
Zack Smith	3	0	1	1	E	2	0	0
Kirby Dach	3	0	0	0	E	2	0	0
Drake Caggiula	2	0	0	0	-2	7	0	0
Alex Nylander	2	0	0	0	E	0	0	0
Calvin De Haan	1	0	0	0	2	0	0	0
Dennis Gilbert	1	0	0	0	-2	0	0	0
Matthew Highmore	1	0	0	0	1	0	0	0
Slater Koekoek	1	0	0	0	-1	0	0	0
John Quenneville	1	0	0	0	E	0	0	0
Brent Seabrook	1	0	0	0	2	0	0	0
Dylan Sikura	1	0	0	0	E	0	0	0

### BLACKHAWKS

Corey Crawford	2	119	1-1-0	4	57	53	2.02	.930
Robin Lehner	1	59	0-1-0	6	36	30	6.12	.833

\*Teams did not play in 2020.21. Stats last updated following the 2019.20 season.



# COLORADO AVALANCHE

## 2019.20 SEASON SUMMARY\*

1 WIN

0 LOSSES

1 OT

### AT VANCOUVER

Mar. 6/20	Canucks 6	Avalanche 3
Nov. 16/19	Canucks 4	Avalanche 5 (OT)

GOALS BY PERIOD	1st	2nd	3rd	OT	TOTAL
CANUCKS	3	3	4	0	10
AVALANCHE	2	4	1	1	8

### CANUCKS

Power Play: 2-9	22.2%	Penalty Killing: 7-8	87.5%
-----------------	-------	----------------------	-------

CANUCKS	GP	G	A	P	+/-	PIM	PP	SH
Adam Gaudette	2	2	2	4	1	2	2	0
Alex Edler	2	1	2	3	3	4	0	0
J.T. Miller	2	1	2	3	2	0	0	0
Zach MacEwen	1	2	0	2	2	2	0	0
Tanner Pearson	2	1	1	2	-2	0	0	0
Antoine Roussel	1	1	1	2	2	0	0	0
Quinn Hughes	2	0	2	2	1	0	0	0
Elias Pettersson	2	0	2	2	2	2	0	0
Troy Stecher	2	1	0	1	E	0	0	0
Brock Boeser	1	1	0	1	1	0	0	0
Loui Eriksson	2	0	1	1	E	0	0	0
Chris Tanev	2	0	1	1	E	4	0	0
Sven Baertschi	1	0	1	1	E	2	0	0
Oscar Fantenberg	1	0	1	1	0	0	0	0
Josh Leivo	1	0	1	1	E	0	0	0
Tyler Toffoli	1	0	1	1	2	0	0	0
Bo Horvat	2	0	0	0	1	0	0	0
Tyler Myers	2	0	0	0	-1	6	0	0
Jake Virtanen	2	0	0	0	-3	0	0	0
Jordie Benn	1	0	0	0	-1	0	0	0
Tyler Graovac	1	0	0	0	E	0	0	0
Tyler Motte	1	0	0	0	-1	0	0	0
Tim Schaller	1	0	0	0	E	0	0	0
Brandon Sutter	1	0	0	0	-1	0	0	0

CANUCKS	GPI	MIN	W-L-O	GA	SA	SV	GAA	SV%
Thatcher Demko	2	118	1-0-1	8	55	47	4.07	.855

### LAST

Last Home Win  
Last Road Win  
Last Shutout

### VANCOUVER

Mar. 6/20 (6-3)  
Feb. 2/19 (5-1)  
Jan. 30/13  
Roberto Luongo (3-0)  
Mar. 3/04 (5-5 @ COL)  
Feb. 27/19 (3-2 L @ COL)

### COLORADO

Feb. 27/19 (3-2 SO)  
Nov. 16/19 (5-4 OT)  
Oct. 3/09  
Craig Anderson (3-0)

Last Tie Game  
Last Shootout  
Last Hat Trick

Daniel Sedin  
Dec. 6/11

Milan Hejduk  
Apr. 5/07

Most Goals  
Canucks in OT  
Canucks in SO

8 - Twice  
8-8-12  
3-6

### ATTENDANCE

18,871
18,409

### GOALTENDER

Demko/Francouz
Demko/Bibeau

### W GOAL

Antoine Roussel
Nathan MacKinnon

SHOTS BY PERIOD	1st	2nd	3rd	OT	TOTAL
CANUCKS	12	21	24	0	57
AVALANCHE	26	13	15	1	55

### AVALANCHE

Power Play: 1-8	12.5%	Penalty Killing: 7-9	77.8%
-----------------	-------	----------------------	-------

AVALANCHE	GP	G	A	P	+/-	PIM	PP	SH
Nathan MacKinnon	2	2	3	5	2	0	1	0
Cale Makar	1	0	4	4	3	0	0	0
Erik Johnson	2	1	2	3	-1	4	0	0
Andre Burakovsky	1	1	1	2	2	0	0	0
Gabriel Landeskog	1	1	1	2	E	0	0	0
J.T. Compher	2	0	2	2	-1	0	0	0
Pierre-Edouard Bellemare	2	1	0	1	-1	0	0	0
Valeri Nichushkin	2	1	0	1	-1	0	0	0
Nazem Kadri	1	1	0	1	1	2	0	0
Matt Nieto	2	0	1	1	E	2	0	0
Nikita Zadorov	1	0	1	1	1	2	0	0
Ian Cole	2	0	0	0	-5	2	0	0
Joonas Donskoi	2	0	0	0	-4	2	0	0
Samuel Girard	2	0	0	0	1	0	0	0
Ryan Graves	2	0	0	0	E	4	0	0
Vladislav Kamenev	2	0	0	0	-1	0	0	0
Mark Barberio	1	0	0	0	-1	0	0	0
Matt Calvert	1	0	0	0	-1	2	0	0
Kevin Connauton	1	0	0	0	E	0	0	0
Sheldon Dries	1	0	0	0	-1	0	0	0
Tyson Jost	1	0	0	0	-3	0	0	0
Jayson Megna	1	0	0	0	1	0	0	0
Vladislav Namestnikov	1	0	0	0	2	4	0	0
Logan O'Connor	1	0	0	0	-1	0	0	0
T.J. Tynan	1	0	0	0	E	0	0	0

AVALANCHE	GPI	MIN	W-L-O	GA	SA	SV	GAA	SV%
Antoine Bibeau	1	60	1-0-0	4	32	28	3.98	.875
Pavel Francouz	1	60	0-1-0	5	24	19	5.02	.792

\*Teams did not play in 2020.21. Stats last updated following the 2019.20 season.



# COLUMBUS BLUE JACKETS

## 2019.20 SEASON SUMMARY\*

0 WINS

2 LOSSES

0 OT

### AT VANCOUVER

Mar. 8/20 Canucks 1 Blue Jackets 2

### AT COLUMBUS

Mar. 1/20 Canucks 3 Blue Jackets 5

### GOALS BY PERIOD

	1st	2nd	3rd	OT	TOTAL
CANUCKS	2	1	1	0	4
BLUE JACKETS	1	2	4	0	7

### CANUCKS

Power Play: 1-6 16.7% Penalty Killing: 2-4 50.0%

### CANUCKS

	GP	G	A	P	+/-	PIM	PP	SH
Elias Pettersson	2	2	2	4	2	2	0	0
J.T. Miller	2	1	2	3	2	0	0	0
Bo Horvat	2	1	0	1	-4	0	1	0
Oscar Fantenberg	2	0	1	1	E	0	0	0
Tyler Myers	2	0	1	1	E	0	0	0
Troy Stecher	2	0	1	1	E	0	0	0
Alex Edler	2	0	0	0	E	0	0	0
Loui Eriksson	2	0	0	0	E	0	0	0
Adam Gaudette	2	0	0	0	-2	0	0	0
Quinn Hughes	2	0	0	0	-2	2	0	0
Zack MacEwen	2	0	0	0	-1	5	0	0
Tyler Motte	2	0	0	0	E	0	0	0
Tanner Pearson	2	0	0	0	-2	0	0	0
Antoine Roussel	2	0	0	0	-2	2	0	0
Brandon Sutter	2	0	0	0	1	2	0	0
Chris Tanev	2	0	0	0	-2	0	0	0
Tyler Toffoli	2	0	0	0	1	0	0	0
Jake Virtanen	2	0	0	0	-2	0	0	0

### CANUCKS

	GPI	MIN	W-L-O	GA	SA	SV	GAA	SV%
Thatcher Demko	1	58	0-1-0	2	22	20	2.06	.909
Louis Domingue	1	59	0-1-0	4	34	30	4.08	.882

### LAST

Last Home Win  
Last Road Win  
Last Shutout

### VANCOUVER

Mar. 31/18 (5-4 OT)  
Dec. 11/18 (3-2)  
Feb. 9/17  
Ryan Miller (3-0)

### COLUMBUS

Mar. 1/20 (5-3)  
Mar. 8/20 (2-1)  
Mar. 24/19  
Sergei Bobrovsky (5-0)

Last Tie Game  
Last Shootout  
Last Hat Trick  
Most Goals  
Canucks in OT  
Canucks in SO

Feb. 5/03 (4-4 @ CBJ)  
Feb. 4/16 (2-1 L @ VAN)  
None  
7 - Twice  
5-4-2  
3-4

None  
6 - Four Times

### ATTENDANCE

18,871

### GOALTENDER

Demko/Merzlikins

### W GOAL

Eric Robinson

### ATTENDANCE

18,378

### GOALTENDER

Domingue/Korpisalo

### W GOAL

Emil Bemstrom

### SHOTS BY PERIOD

	1st	2nd	3rd	OT	TOTAL
CANUCKS	20	27	19	0	66
BLUE JACKETS	19	18	20	0	57

### BLUE JACKETS

Power Play: 2-4 50.0% Penalty Killing: 5-6 83.3%

### BLUE JACKETS

	GP	G	A	P	+/-	PIM	PP	SH
Emil Bemstrom	2	2	0	2	-1	4	1	0
Riley Nash	2	1	1	2	2	2	0	0
Kevin Stenlund	2	1	1	2	3	0	0	0
Zach Werenski	2	1	1	2	2	0	1	0
Pierre-Luc Dubois	2	0	2	2	E	0	0	0
Vladislav Gavrikov	2	0	2	2	2	0	0	0
Ryan Murray	2	0	2	2	E	0	0	0
David Savard	2	0	2	2	1	6	0	0
Gustav Nyquist	2	1	0	1	1	0	0	0
Eric Robinson	2	1	0	1	3	0	0	0
Nick Foligno	2	0	1	1	E	0	0	0
Markus Nutivaara	2	0	1	1	-1	0	0	0
Alexander Wennberg	2	0	1	1	-1	0	0	0
Boone Jenner	2	0	0	0	E	0	0	0
Stefan Matteau	2	0	0	0	-1	5	0	0
Andrew Peeke	2	0	0	0	E	0	0	0
Devin Shore	2	0	0	0	E	0	0	0
Jakob Lilja	1	0	0	0	E	0	0	0
Ryan MacInnis	1	0	0	0	E	0	0	0

### BLUE JACKETS

	GPI	MIN	W-L-O	GA	SA	SV	GAA	SV%
Elvis Merzlikins	1	60	1-0-0	1	27	26	1.00	.963
Joonas Korpisalo	1	60	1-0-0	3	39	36	3.00	.923

\*Teams did not play in 2020.21. Stats last updated following the 2019.20 season.



CANUCKS

PLAYERS

IN THE SYSTEM

2020.21 REVIEW

OPPONENTS

HISTORY

ALL-TIME RECORDS

PLAYOFFS

NHL

MEDIA SERVICES

109



# DALLAS STARS

## 2019.20 SEASON SUMMARY\* 0 WINS

### AT VANCOUVER

Nov. 14/19 Canucks 2 Stars 4

### AT DALLAS

Nov. 19/19 Canucks 1 Stars 6

GOALS BY PERIOD	1st	2nd	3rd	OT	TOTAL
CANUCKS	0	3	0	0	3
STARS	2	4	4	0	10

### CANUCKS

Power Play: 0-8 0.0% Penalty Killing: 4-5 80.0%

CANUCKS	GP	G	A	P	+/-	PIM	PP	SH
Bo Horvat	2	1	1	2	-3	2	0	0
Troy Stecher	2	1	0	1	-3	2	0	0
Jake Virtanen	2	1	0	1	-4	0	0	0
Jordie Benn	2	0	1	1	-3	5	0	0
Brock Boeser	2	0	1	1	E	0	0	0
Tanner Pearson	2	0	1	1	E	0	0	0
Elias Pettersson	2	0	1	1	E	0	0	0
Sven Baertschi	2	0	0	0	-1	0	0	0
Alex Edler	2	0	0	0	-3	2	0	0
Loui Eriksson	2	0	0	0	-1	0	0	0
Adam Gaudette	2	0	0	0	-2	0	0	0
Quinn Hughes	2	0	0	0	E	2	0	0
Josh Leivo	2	0	0	0	-1	0	0	0
J.T. Miller	2	0	0	0	-2	0	0	0
Tyler Myers	2	0	0	0	-2	0	0	0
Tim Schaller	2	0	0	0	-3	0	0	0
Chris Tanev	2	0	0	0	-1	0	0	0
Jay Beagle	1	0	0	0	-1	2	0	0
Tyler Graovac	1	0	0	0	E	0	0	0

CANUCKS	GPI	MIN	W-L-O	GA	SA	SV	GAA	SV%
Jacob Markstrom	2	118	0-2-0	10	60	50	5.08	.833

### LAST

	VANCOUVER	DALLAS
Last Home Win	Mar. 30/19 (3-2 SO)	Nov. 19/19 (6-1)
Last Road Win	Mar. 17/19 (3-2 SO)	Nov. 14/19 (4-2)
Last Shutout	Feb. 11/18	Dec. 17/14
	Jacob Markstrom (6-0)	Kari Lehtonen (2-0)
Last Tie Game	Mar. 8/00 (3-3 @ DAL)	
Last Shootout	Mar. 30/19 (3-2 W @ VAN)	
Last Hat Trick	Todd Bertuzzi	Tyler Seguin
	Mar. 17/03	Mar. 6/14
Most Goals	10 - Twice	9 - Three Times
Canucks in OT	2-8-10	
Canucks in SO	4-3	

\*Teams did not play in 2020.21. Stats last updated following the 2019.20 season.

## 2 LOSS 0 OT

### ATTENDANCE

18,642

### GOALTENDER

Markstrom/Khudobin

### W GOAL

Tyler Seguin

### ATTENDANCE

18,198

### GOALTENDER

Markstrom/Bishop

### W GOAL

Jamie Benn

SHOTS BY PERIOD	1st	2nd	3rd	OT	TOTAL
CANUCKS	16	26	25	0	67
STARS	21	19	20	0	60

### STARS

Power Play: 1-5 20.0% Penalty Killing: 8-8 100.0%

STARS	GP	G	A	P	+/-	PIM	PP	SH
Jamie Benn	2	2	2	4	4	2	1	0
Miro Heiskanen	2	1	3	4	4	0	0	0
Tyler Seguin	2	1	3	4	3	2	0	0
Justin Dowling	2	2	1	3	2	0	0	0
Blake Comeau	2	1	1	2	1	0	0	0
Corey Perry	2	1	1	2	1	0	0	0
Radek Faksa	2	0	2	2	1	2	0	0
Joe Pavelski	2	0	2	2	1	2	0	0
Taylor Fedun	2	1	0	1	E	2	0	0
Alexander Radulov	2	1	0	1	1	2	0	0
Nick Caamano	2	0	1	1	2	0	0	0
Jason Dickinson	2	0	1	1	3	2	0	0
Esa Lindell	2	0	1	1	2	0	0	0
Denis Gurianov	2	0	0	0	E	5	0	0
Jamie Oleksiak	2	0	0	0	3	0	0	0
Roman Polak	2	0	0	0	1	0	0	0
Andrej Sekera	2	0	0	0	2	0	0	0
Andrew Cogliano	1	0	0	0	-1	0	0	0
Rhett Gardner	1	0	0	0	E	2	0	0

STARS	GPI	MIN	W-L-O	GA	SA	SV	GAA	SV%
Ben Bishop	1	59	1-0-0	1	33	32	1.01	.970
Anton Khudobin	1	60	1-0-0	2	34	32	2.00	.941



# DETROIT RED WINGS

## 2019.20 SEASON SUMMARY\* 2 WINS

### AT VANCOUVER

Oct. 15/19 Canucks 5 Red Wings 1

### AT DETROIT

Oct. 22/19 Canucks 5 Red Wings 2

### GOALS BY PERIOD

	1st	2nd	3rd	OT	TOTAL
CANUCKS	1	3	6	0	10
RED WINGS	2	1	0	0	3

### CANUCKS

Power Play: 5-10 50.0% Penalty Killing: 8-10 80.0%

### CANUCKS

	GP	G	A	P	+/-	PIM	PP	SH
Elias Pettersson	2	1	4	5	2	0	0	0
J.T. Miller	2	2	2	4	2	4	2	0
Bo Horvat	2	3	0	3	1	0	2	0
Alex Edler	2	1	2	3	-1	0	1	0
Brock Boeser	2	0	3	3	2	4	0	0
Jake Virtanen	2	1	1	2	2	2	0	0
Jordie Benn	2	0	2	2	2	0	0	0
Quinn Hughes	2	0	2	2	3	0	0	0
Tim Schaller	2	1	0	1	1	4	0	0
Troy Stecher	2	1	0	1	2	12	0	0
Josh Leivo	2	0	1	1	3	0	0	0
Tyler Myers	2	0	1	1	1	2	0	0
Brandon Sutter	2	0	1	1	1	2	0	0
Jay Beagle	2	0	0	0	E	2	0	0
Michael Ferland	2	0	0	0	-1	2	0	0
Tyler Motte	2	0	0	0	E	0	0	0
Tanner Pearson	2	0	0	0	-1	0	0	0
Chris Tanev	2	0	0	0	1	2	0	0

### CANUCKS

	GPI	MIN	W-L-O	GA	SA	SV	GAA	SV%
Thatcher Demko	1	60	1-0-0	1	27	26	1.00	.963
Jacob Markstrom	1	60	1-0-0	2	33	31	2.00	.939

### LAST

Last Home Win  
Last Road Win  
Last Shutout

### VANCOUVER

Oct. 15/19 (5-1)  
Oct. 22/19 (5-2)  
Dec. 15/01  
Dan Cloutier (3-0)

### DETROIT

Nov. 6/18 (3-2 SO)  
Nov. 6/17 (3-2)  
Feb. 3/14  
Jimmy Howard/  
Jonas Gustavsson (2-0)

Last Tie Game  
Last Shootout  
Last Hat Trick

Mar. 13/01 (2-2 @ DET)  
Nov. 6/18 (2-3 L @ DET)  
Bo Horvat  
Oct. 22/19

Dino Cicarelli  
Apr. 5/94  
11 - Feb. 27/85  
VAN 5 @ DET 11

### Most Goals

9 - Twice

Canucks in OT  
Canucks in SO

4-6-10  
3-4

## 0 LOSSES

## 0 OT

### ATTENDANCE

18,183

### GOALTENDER

Demko/Bernier

### W GOAL

Alex Edler

### ATTENDANCE

18,455

### GOALTENDER

Markstrom/Howard

### W GOAL

Jake Virtanen

### SHOTS BY PERIOD

	1st	2nd	3rd	OT	TOTAL
CANUCKS	28	21	24	0	73
RED WINGS	17	26	17	0	60

### RED WINGS

Power Play: 2-10 20.0% Penalty Killing: 5-10 50.0%

### RED WINGS

	GP	G	A	P	+/-	PIM	PP	SH
Anthony Mantha	2	1	1	2	-2	4	1	0
Tyler Bertuzzi	2	0	2	2	-1	2	0	0
Dennis Cholowski	2	1	0	1	-2	2	1	0
Dylan Larkin	2	1	0	1	-2	0	0	0
Andreas Athanasiou	2	0	1	1	-2	0	0	0
Taro Hirose	2	0	1	1	E	2	0	0
Filip Hronek	2	0	1	1	E	0	0	0
Justin Abdelkader	2	0	0	0	-1	2	0	0
Trevor Daley	2	0	0	0	-1	0	0	0
Jacob de la Rose	2	0	0	0	-1	2	0	0
Valtteri Filppula	2	0	0	0	-1	0	0	0
Luke Glendening	2	0	0	0	-1	0	0	0
Mike Green	2	0	0	0	-3	6	0	0
Darren Helm	2	0	0	0	-1	0	0	0
Patrik Nemeth	2	0	0	0	-2	0	0	0
Frans Nielsen	2	0	0	0	E	0	0	0
Alex Biega	1	0	0	0	E	0	0	0
Danny DeKeyser	1	0	0	0	E	2	0	0
Adam Erne	1	0	0	0	-1	12	0	0
Evgeny Svechnikov	1	0	0	0	E	2	0	0

### RED WINGS

	GPI	MIN	W-L-O	GA	SA	SV	GAA	SV%
Jimmy Howard	1	58	0-1-0	4	40	36	4.15	.900
Jonathan Bernier	1	60	0-1-0	5	32	27	5.00	.844

\*Teams did not play in 2020.21. Stats last updated following the 2019.20 season.



# EDMONTON OILERS

## 2020.21 SEASON SUMMARY

3 WINS

7 LOSSES

0 OT

### AT VANCOUVER

Feb. 23/21	Canucks 3	Oilers 4
Feb. 25/21	Canucks 0	Oilers 3
Mar. 13/21	Canucks 2	Oilers 1
May 3/21	Canucks 3	Oilers 5
May 4/21	Canucks 1	Oilers 4

### AT EDMONTON

Jan. 13/21	Canucks 5	Oilers 3
Jan. 14/21	Canucks 2	Oilers 5
May 6/21	Canucks 6	Oilers 3
May 8/21	Canucks 3	Oilers 4
May 15/21	Canucks 4	Oilers 1

### GOALS BY PERIOD

	1st	2nd	3rd	OT	TOTAL
CANUCKS	10	10	9	0	29
OILERS	8	14	11	0	33

### CANUCKS

Power Play: 1-31 3.2% Penalty Killing: 26-37 70.3%

### CANUCKS

	GP	G	A	P	+/-	PIM	PP	SH
J.T. Miller	8	2	6	8	1	10	0	0
Brock Boeser	10	5	2	7	6	0	0	0
Bo Horvat	10	4	2	6	-2	4	1	1
Nils Hoglander	10	2	4	6	2	6	0	0
Quinn Hughes	10	0	5	5	-3	4	0	0
Tanner Pearson	10	0	5	5	-2	4	0	0
Nate Schmidt	9	2	2	4	3	0	0	0
Travis Hamonic	9	1	3	4	E	11	0	0
Matthew Highmore	5	2	1	3	2	0	0	0
Jayce Hawryluk	7	1	2	3	4	0	0	0
Elias Pettersson	4	1	2	3	2	0	0	0
Tyler Myers	10	2	0	2	1	8	0	0
Travis Boyd	5	2	0	2	1	0	0	0
Tyler Graovac	5	2	0	2	3	2	0	0
Alexander Edler	10	0	2	2	2	8	0	0
Jimmy Vesey	5	0	2	2	1	0	0	0
Jordie Benn	3	0	2	2	1	0	0	0
Adam Gaudette	5	1	0	1	1	0	0	0
Jack Rathbone	4	1	0	1	3	0	0	0
Tyler Motte	2	1	0	1	E	4	0	0
Antoine Roussel	4	0	1	1	E	14	0	0
Zack MacEwen	8	0	0	0	E	11	0	0
Brandon Sutter	5	0	0	0	E	0	0	0
Jake Virtanen	5	0	0	0	1	6	0	0
Jay Beagle	4	0	0	0	-1	0	0	0
Olli Juolevi	4	0	0	0	1	0	0	0
Kole Lind	4	0	0	0	-3	0	0	0
Marc Michaelis	3	0	0	0	1	0	0	0
Jalen Chatfield	1	0	0	0	2	0	0	0
Loui Eriksson	1	0	0	0	E	0	0	0

CANUCKS	GPI	MIN	W-L-O	GA	SA	SV	GAA	SV%
Thatcher Demko	8	475	3-5-0	24	278	254	3.03	.914
Braden Holtby	2	118	1-1-0	7	62	55	3.57	.887

### LAST

	VANCOUVER	EDMONTON
Last Home Win	Dec. 23/19 (4-2)	May 8/21 (4-3)
Last Road Win	May 15/21 (4-1)	May 4/21 (4-1)
Last Shutout	Feb. 11/10	Feb. 25/21
	Roberto Luongo (3-0)	Mike Smith (3-0)
Last Tie Game	Jan. 11/04 (2-2 @ VAN)	
Last Shootout	Jan. 16/19 (3-2 L @ VAN)	
Last Hat Trick	Daniel Sedin	Connor McDavid
	Feb. 6/07	Jan. 14/21
Most Goals	9 - Nov. 21/92	13 - Nov. 8/85
	VAN 9 vs EDM 0	VAN 0 @ EDM 13
Canucks in OT	16-7-16	
Canucks in SO	5-7	

### ATTENDANCE

N/A	Demko/Smith	W GOAL
N/A	Demko/Smith	Tyler Ennis
N/A	Demko/Koskinen	Alex Chiasson
N/A	Holby/Koskinen	Tyler Myers
N/A	Demko/Smith	Dominik Kubalik
		Leon Draisaitl

### ATTENDANCE

N/A	Holby/Koskinen	W GOAL
N/A	Demko/Koskinen	Brock Boeser
N/A	Demko/Koskinen, Smith	Connor McDavid
N/A	Demko/Smith	Jayce Hawryluk
N/A	Demko/Koskinen	Leon Draisaitl
		Matthew Highmore

### SHOTS BY PERIOD

	1st	2nd	3rd	OT	TOTAL
CANUCKS	86	119	108	0	313
OILERS	108	140	94	0	342

### OILERS

Power Play: 11-37 29.2% Penalty Killing: 30-31 96.8%

### OILERS

	GP	G	A	P	+/-	PIM	PP	SH
Connor McDavid	10	8	14	22	3	4	2	0
Leon Draisaitl	10	7	12	19	6	2	5	0
Tyson Barrie	10	1	6	7	-1	0	0	0
Ryan Nugent-Hopkins	10	2	4	6	-1	2	1	0
Darnell Nurse	10	2	4	6	7	11	0	0
Jesse Puljujarvi	10	4	1	5	1	6	1	0
Dominik Kahun	9	3	2	5	3	0	0	0
Kailer Yamamoto	9	1	4	5	5	6	0	0
Adam Larsson	10	2	1	3	-5	8	0	0
Alex Chiasson	10	1	2	3	-7	9	1	0
Josh Archibald	10	0	2	2	-4	6	0	0
Ethan Bear	8	0	2	2	1	2	0	0
Tyler Ennis	6	1	0	1	-2	4	0	0
Evan Bouchard	4	1	0	1	-2	0	1	0
Jujhar Khaira	10	0	1	1	-5	10	0	0
Caleb Jones	8	0	1	1	-6	2	0	0
Dmitry Kulikov	4	0	1	1	-1	2	0	0
James Neal	4	0	1	1	-4	2	0	0
Zack Kassian	2	0	1	1	-1	2	0	0
Gaetan Haas	4	0	0	0	0	2	0	0
Ryan McLeod	4	0	0	0	-4	0	0	0
Slater Koekoek	3	0	0	0	-2	0	0	0
William Lagesson	3	0	0	0	-1	2	0	0
Patrick Russell	3	0	0	0	-2	0	0	0
Devin Shore	3	0	0	0	-3	0	0	0
Kyle Turris	3	0	0	0	-2	0	0	0
Kris Russell	2	0	0	0	-1	0	0	0
Joakim Nygard	1	0	0	0	-1	0	0	0

OILERS	GPI	MIN	W-L-O	GA	SA	SV	GAA	SV%
Mike Smith	5	287	4-0-0	9	142	133	1.88	.937
Mikko Koskinen	6	309	2-4-0	20	171	151	3.89	.883



# FLORIDA PANTHERS

## 2019.20 SEASON SUMMARY\*

1 WIN

1 LOSS

0 OT

### AT VANCOUVER

Oct. 28/19 Canucks 7 Panthers 2

### AT FLORIDA

Jan. 9/20 Canucks 2 Panthers 5

### GOALS BY PERIOD

	1st	2nd	3rd	OT	TOTAL
CANUCKS	6	1	2	0	9
PANTHERS	4	2	1	0	7

### CANUCKS

Power Play: 0-5 0.0% Penalty Killing: 4-6 66.7%

### CANUCKS

	GP	G	A	P	+/-	PIM	PP	SH
Elias Pettersson	2	0	4	4	3	0	0	0
Alex Edler	2	0	3	3	5	2	0	0
Brock Boeser	2	2	0	2	3	0	0	0
J.T. Miller	2	2	0	2	2	14	0	0
Tim Schaller	2	1	1	2	2	0	0	0
Josh Leivo	1	1	1	2	1	0	0	0
Jay Beagle	2	0	2	2	1	0	0	0
Michael Ferland	1	0	2	2	1	0	0	0
Jake Virtanen	2	1	0	1	E	0	0	0
Tyler Motte	1	1	0	1	E	0	0	0
Brandon Sutter	1	1	0	1	1	0	0	0
Bo Horvat	2	0	1	1	-1	0	0	0
Tyler Myers	2	0	1	1	5	2	0	0
Tanner Pearson	2	0	1	1	-1	0	0	0
Jordie Benn	2	0	0	0	E	0	0	0
Loui Eriksson	2	0	0	0	E	0	0	0
Quinn Hughes	2	0	0	0	-1	2	0	0
Troy Stecher	2	0	0	0	-1	0	0	0
Chris Tanev	2	0	0	0	E	0	0	0
Adam Gaudette	1	0	0	0	E	0	0	0
Antoine Roussel	1	0	0	0	E	2	0	0

### CANUCKS

GPI MIN W-L-O GA SA SV GAA SV%

Thatcher Demko 2 120 1-1-0 7 80 73 3.50 .912

### LAST

Last Home Win  
Last Road Win  
Last Shutout

### VANCOUVER

Oct. 28/19  
Oct. 13/18 (3-2)  
Feb. 11/10

### FLORIDA

Jan. 9/20  
Feb. 14/18 (4-3)  
None

Last Tie Game  
Last Shootout  
Last Hat Trick

Roberto Luongo (3-0)  
Jan. 11/04 (2-2 @ VAN)  
Dec. 20/15 (4-5 L @ FLA)

Ray Sheppard  
Mar. 13/97

Most Goals 7 – Twice

5 – Three Times

Canucks in OT 2-0-6

Canucks in SO 2-3

### ATTENDANCE

17,864

### GOALTENDER

Demko/Montembeault/Bobrovsky Jake Virtanen

### W GOAL

0 68

### ATTENDANCE

12,684

### GOALTENDER

Demko/Bobrovsky

### W GOAL

Evgenii Dadonov

### SHOTS BY PERIOD

	1st	2nd	3rd	OT	TOTAL
CANUCKS	28	15	25	0	68
PANTHERS	24	28	28	0	80

### PANTHERS

Power Play: 2-6 33.3% Penalty Killing: 5-5 100.0%

### PANTHERS

	GP	G	A	P	+/-	PIM	PP	SH
Noel Acciari	2	2	0	2	E	0	0	0
Mike Hoffman	2	2	0	2	-3	2	2	0
Brian Boyle	2	1	1	2	1	0	0	0
Evgenii Dadonov	2	1	1	2	-3	0	0	0
Jonathan Huberdeau	2	0	2	2	-4	2	0	0
Keith Yandle	2	0	2	2	-3	0	0	0
Mark Pysyk	2	1	0	1	-1	2	0	0
Aleksander Barkov	2	0	1	1	-4	2	0	0
Brett Connolly	2	0	1	1	2	0	0	0
Aaron Ekblad	2	0	1	1	2	0	0	0
Colton Sceviour	2	0	1	1	1	0	0	0
Jayce Hawryluk	1	0	1	1	1	0	0	0
Vincent Trocheck	1	0	1	1	2	0	0	0
Josh Brown	2	0	0	0	-2	0	0	0
Anton Stralman	2	0	0	0	-4	0	0	0
Frank Vatrano	2	0	0	0	-3	0	0	0
Dryden Hunt	1	0	0	0	E	0	0	0
Denis Malgin	1	0	0	0	-2	2	0	0
Mike Matheson	1	0	0	0	2	0	0	0
Riley Stillman	1	0	0	0	E	0	0	0
Dominic Toninato	1	0	0	0	-1	0	0	0
Mackenzie Weegar	1	0	0	0	-1	0	0	0

### PANTHERS

GPI MIN W-L-O GA SA SV GAA SV%

Sergei Bobrovsky 2 73 1-0-0 4 38 34 3.28 .895

Sam Montembeault 1 46 0-1-0 5 30 25 6.48 .833

\*Teams did not play in 2020.21. Stats last updated following the 2019.20 season.



CANUCKS

PLAYERS

IN THE SYSTEM

2020-21 REVIEW

OPPONENTS

HISTORY

ALL-TIME RECORDS

PLAYOFFS

NHL

MEDIA SERVICES

113

# LOS ANGELES KINGS

## 2019.20 SEASON SUMMARY\*

**3 WINS**

**0 LOSSES**

**0 OT**

### AT VANCOUVER

Dec. 28/19	Canucks 3	Kings 2
Oct. 9/19	Canucks 8	Kings 2

### AT LOS ANGELES

Oct. 30/19	Canucks 5	Kings 3
------------	-----------	---------

### GOALS BY PERIOD

	1st	2nd	3rd	OT	TOTAL
CANUCKS	6	3	7	0	16
KINGS	1	3	3	0	7

### CANUCKS

Power Play: 5-9	55.6%	Penalty Killing: 12-13	92.3%
-----------------	-------	------------------------	-------

CANUCKS	GP	G	A	P	+/-	PIM	PP	SH
Elias Pettersson	3	3	4	7	4	0	1	0
Brock Boeser	3	3	3	6	4	4	2	0
J.T. Miller	3	1	5	6	4	0	0	0
Quinn Hughes	3	1	4	5	5	0	1	0
Brandon Sutter	2	2	1	3	2	0	0	0
Bo Horvat	3	1	2	3	-1	2	1	0
Alex Edler	3	1	1	2	E	6	0	0
Jake Virtanen	3	1	1	2	2	0	0	0
Tanner Pearson	3	0	2	2	-2	4	0	0
Chris Tanev	3	1	0	1	3	0	0	0
Josh Leivo	2	1	0	1	-1	2	0	0
Tyler Motte	1	1	0	1	E	2	0	0
Troy Stecher	3	0	1	1	3	0	0	0
Micheal Ferland	2	0	1	1	1	5	0	0
Adam Gaudette	2	0	1	1	1	0	0	0
Jay Beagle	3	0	0	0	E	4	0	0
Tyler Myers	3	0	0	0	-1	2	0	0
Tim Schaller	3	0	0	0	1	0	0	0
Jordie Benn	2	0	0	0	1	0	0	0
Loui Eriksson	2	0	0	0	-1	0	0	0
Oscar Fantenberg	1	0	0	0	-1	0	0	0
Antoine Roussel	1	0	0	0	1	0	0	0

CANUCKS	GPI	MIN	W-L-O	GA	SA	SV	GAA	SV%
Jacob Markstrom	3	179	3-0-0	7	114	107	2.34	.939

LAST	VANCOUVER	LOS ANGELES
Last Home Win	Dec. 28/19 (3-2)	Mar. 12/18 (3-0)
Last Road Win	Oct. 30/19 (5-3)	Nov. 27/18 (2-1 OT)
Last Shutout	Oct. 13/15	Mar. 12/18
	Ryan Miller (3-0)	Jonathan Quick (3-0)
Last Tie Game	Dec. 22/03 (4-4 @ VAN)	
Last Shootout	Mar. 28/19 (3-2 W @ VAN)	
Last Hat Trick	Brock Boeser	Tyler Toffoli
	Oct. 30/19	Dec. 28/15
Most Goals	11 - Nov. 25/86	12 - Nov. 29/84
	VAN 11 vs LA 5	VAN 1 @ LA 12
Canucks in OT	5-7-20	
Canucks in SO	4-5	

ATTENDANCE	GOALTENDER	W GOAL
18,837	Markstrom/Quick	Elias Pettersson
18,871	Markstrom/Quick	Elias Pettersson

ATTENDANCE	GOALTENDER	W GOAL
15,565	Markstrom/Quick	Brock Boeser

SHOTS BY PERIOD	1st	2nd	3rd	OT	TOTAL
CANUCKS	35	35	30	3	100
KINGS	30	41	43	0	114

### KINGS

Power Play: 1-13	7.7%	Penalty Killing: 4-9	44.4%
------------------	------	----------------------	-------

KINGS	GP	G	A	P	+/-	PIM	PP	SH
Anze Kopitar	3	1	4	5	2	0	0	0
Jeff Carter	3	2	0	2	-4	2	0	0
Tyler Toffoli	2	2	0	2	E	0	0	0
Sean Walker	3	1	1	2	E	2	0	0
Drew Doughty	3	0	2	2	-4	2	0	0
Alex Iafallo	3	0	2	2	1	0	0	0
Carl Grundstrom	2	0	2	2	E	0	0	0
Adrian Kempe	3	1	0	1	-5	2	1	0
Ben Hutton	3	0	1	1	E	0	0	0
Alec Martinez	2	0	1	1	-2	0	0	0
Kyle Clifford	3	0	0	0	-1	5	0	0
Blake Lizotte	3	0	0	0	-1	0	0	0
Matt Roy	3	0	0	0	-3	0	0	0
Michael Amadio	2	0	0	0	E	2	0	0
Dustin Brown	2	0	0	0	-1	0	0	0
Ilya Kovalchuk	2	0	0	0	-3	0	0	0
Trevor Lewis	2	0	0	0	E	4	0	0
Kurtis MacDermid	2	0	0	0	1	0	0	0
Nikolai Prokhorin	2	0	0	0	-1	0	0	0
Austin Wagner	2	0	0	0	-1	2	0	0
Tobias Bjornfot	1	0	0	0	-3	0	0	0
Kale Clague	1	0	0	0	1	2	0	0
Martin Frk	1	0	0	0	E	0	0	0
Matt Luff	1	0	0	0	-1	0	0	0

KINGS	GPI	MIN	W-L-O	GA	SA	SV	GAA	SV%
Jonathan Quick	3	178	0-3-0	16	100	84	5.41	.840

\*Teams did not play in 2020.21. Stats last updated following the 2019.20 season.



## 2019.20 SEASON SUMMARY\*

1 WIN

1 LOSS

1 OT

### AT VANCOUVER

Feb. 19/20 Canucks 3 Wild 4 (SO)

### AT MINNESOTA

Feb. 6/20 Canucks 2 Wild 4  
Jan. 12/20 Canucks 4 Wild 1

### GOALS BY PERIOD

	1st	2nd	3rd	OT	TOTAL
CANUCKS	0	5	4	0	9
WILD	4	2	2	0	8

### CANUCKS

Power Play: 3-14 21.4% Penalty Killing: 9-11 81.8%

### CANUCKS

	GP	G	A	P	+/-	PIM	PP	SH
J.T. Miller	3	3	2	5	E	0	1	0
Quinn Hughes	3	0	4	4	1	2	0	0
Bo Horvat	3	2	0	2	-1	2	0	0
Troy Stecher	3	1	1	2	-1	0	0	0
Alex Edler	3	0	2	2	-1	0	0	0
Jay Beagle	3	1	0	1	1	2	0	0
Antoine Roussel	3	1	0	1	E	4	1	0
Elias Pettersson	2	1	0	1	1	0	1	0
Tyler Myers	3	0	1	1	2	0	0	0
Tanner Pearson	3	0	1	1	-1	0	0	0
Chris Tanev	3	0	1	1	-1	0	0	0
Tyler Motte	2	0	1	1	1	0	0	0
Tyler Toffoli	1	0	1	1	E	0	0	0
Loui Eriksson	3	0	0	0	-1	2	0	0
Adam Gaudette	3	0	0	0	E	12	0	0
Jake Virtanen	3	0	0	0	E	7	0	0
Brock Boeser	2	0	0	0	E	0	0	0
Oscar Fantenberg	2	0	0	0	1	0	0	0
Tim Schaller	2	0	0	0	-1	2	0	0
Brandon Sutter	2	0	0	0	1	0	0	0
Jordie Benn	1	0	0	0	E	0	0	0
Zack MacEwen	1	0	0	0	-1	7	0	0

### CANUCKS

GPI MIN W-L-O GA SA SV GAA SV%

Jacob Markstrom 3 182 1-1-1 8 89 81 2.63 .910

### LAST

Last Home Win

Last Road Win

Last Shutout

Last Tie Game

Last Shootout

Last Hat Trick

Most Goals

Canucks in OT

Canucks in SO

### VANCOUVER

Oct. 29/18 (5-2)

Jan. 12/20 (4-1)

Oct. 24/17

Anders Nilsson (1-0)

Mar. 10/04 (1-1 @ VAN)

Feb. 19/20 (4-3 L @ VAN)

Ryan Kesler

Apr. 7/11

6 - Twice

9-3-5

1-6

### MINNESOTA

Feb. 6/20 (4-2)

Feb. 19/20 (4-3 SO)

Mar. 19/12

Josh Harding (2-0)

Mikael Granlund

Feb. 4/17

6 - Seven Times

### ATTENDANCE

18,871

### GOALTENDER

Markstrom/Dubnyk

### W GOAL

Alex Galchenyuk

### ATTENDANCE

17,191

17,348

### GOALTENDER

Markstrom/Stalock

Markstrom/Dubnyk

### W GOAL

Kevin Fiala

Bo Horvat

### SHOTS BY PERIOD

	1st	2nd	3rd	OT	TOTAL
CANUCKS	29	35	24	2	90
WILD	21	33	34	1	89

### WILD

Power Play: 2-11 18.2% Penalty Killing: 11-14 78.6%

### WILD

	GP	G	A	P	+/-	PIM	PP	SH
Kevin Fiala	3	2	1	3	-1	0	1	0
Luke Kunin	3	1	2	3	E	2	0	0
Brad Hunt	2	1	2	3	2	0	0	0
Mats Zuccarello	3	0	2	2	1	0	0	0
Marcus Foligno	3	1	0	1	-1	7	0	0
Ryan Hartman	3	1	0	1	1	0	0	0
Zach Parise	3	1	0	1	-1	0	1	0
Alex Galchenyuk	1	1	0	1	1	0	0	0
Jonas Brodin	3	0	1	1	E	6	0	0
Ryan Donato	3	0	1	1	E	0	0	0
Matt Dumba	3	0	1	1	1	0	0	0
Mikko Koivu	3	0	1	1	E	4	0	0
Jared Spurgeon	3	0	1	1	-2	2	0	0
Ryan Suter	3	0	1	1	E	2	0	0
Carson Soucy	2	0	1	1	-1	0	0	0
Joel Eriksson Ek	3	0	0	0	1	2	0	0
Jordan Greenway	3	0	0	0	E	2	0	0
Eric Staal	3	0	0	0	-2	0	0	0
Greg Pateryn	2	0	0	0	E	0	0	0
Jason Zucker	2	0	0	0	E	9	0	0

### WILD

GPI MIN W-L-O GA SA SV GAA SV%

Alex Stalock 1 60 1-0-0 2 26 24 2.01 .923

Devan Dubnyk 2 122 1-1-0 6 63 57 2.95 .905

\*Teams did not play in 2020.21. Stats last updated following the 2019.20 season.



# MONTREAL CANADIENS

## 2020.21 SEASON SUMMARY

3 WINS

5 LOSSES

1 OT

### AT VANCOUVER

Jan. 20/21	Canucks 6	Canadiens 5 (SO)
Jan. 21/21	Canucks 3	Canadiens 7
Jan. 23/21	Canucks 2	Canadiens 5
Mar. 8/21	Canucks 2	Canadiens 1 (SO)
Mar. 10/21	Canucks 1	Canadiens 5

### AT MONTREAL

Feb. 1/21	Canucks 2	Canadiens 6
Feb. 2/21	Canucks 3	Canadiens 5
Mar. 17/21	Canucks 3	Canadiens 2 (OT)
Mar. 19/21	Canucks 4	Canadiens 5 (SO)

### GOALS BY PERIOD

	1st	2nd	3rd	OT	TOTAL
CANUCKS	4	8	11	1	24
CANADIENS	12	17	11	0	40

### CANUCKS

Power Play: 7-29 24.1% Penalty Killing: 24-32 75.0%

CANUCKS	GP	G	A	P	+/-	PIM	PP	SH
Quinn Hughes	9	0	11	11	-8	4	0	0
Bo Horvat	9	5	4	9	-4	2	3	0
Brock Boeser	9	4	4	8	-9	2	3	0
J.T. Miller	9	1	7	8	-8	7	0	0
Nils Hoglander	9	2	2	4	-4	2	0	0
Adam Gaudette	8	3	0	3	-4	4	0	0
Tyler Motte	7	2	1	3	-1	4	0	0
Tyler Myers	9	0	3	3	-7	25	0	0
Elias Pettersson	5	2	0	2	-8	0	1	0
Antoine Roussel	8	1	1	2	1	6	0	0
Jay Beagle	7	1	1	2	1	4	0	0
Nate Schmidt	9	0	2	2	-3	0	0	0
Jordie Benn	7	0	2	2	-2	0	0	0
Brandon Sutter	9	1	0	1	-3	0	0	0
Jake Virtanen	8	1	0	1	-1	4	0	0
Tanner Pearson	7	1	0	1	-6	12	0	0
Alex Edler	8	0	1	1	-5	4	0	0
Zack MacEwen	5	0	1	1	1	0	0	0
Jayce Hawryluk	4	0	1	1	-1	0	0	0
Brogan Rafferty	1	0	1	1	-1	0	0	0
Travis Hamonic	5	0	0	0	E	0	0	0
Jalen Chatfield	4	0	0	0	-3	0	0	0
Olli Juolevi	2	0	0	0	-1	0	0	0
Marc Michaelis	2	0	0	0	-1	2	0	0
Jimmy Vesey	2	0	0	0	E	0	0	0

CANUCKS	GPI	MIN	W-L-O	GA	SA	SV	GAA	SV%
Thatcher Demko	5	303	2-3-0	19	180	161	3.76	.894
Braden Holtby	4	249	1-2-1	19	148	129	4.58	.872

### LAST

Last Home Win  
Last Road Win  
Last Shutout

### VANCOUVER

Mar. 8/21 (2-1)  
Mar. 19/21 (3-2 OT)  
Jan. 16/07  
Roberto Luongo (4-0)

### MONTREAL

Mar. 20/21 (5-4)  
Mar. 10/21 (5-1)  
Jan. 3/19  
Carey Price (2-0)

### Last Tie Game

Mar. 1/03 (1-1 @ MTL)  
Jan. 20/21 (6-5 W @ VAN)

### Last Shootout

Thomas Vaneck

### Last Hat Trick

Dec. 19/17

### Most Goals

7 - Feb. 9/84

VAN 7 @ MTL 6

Canucks in OT

Canucks in SO

Max Pacioretty

Feb. 6/14

11 - Mar. 8/79

VAN 1 @ MTL 11

6-3-4

3-1

### ATTENDANCE

N/A  
N/A  
N/A  
N/A  
N/A

### GOALTENDER

Holtby/Price  
Demko/Allen  
Holtby/Price  
Demko/Price  
Demko/Price

### W GOAL

Bo Horvat  
Josh Anderson  
Brendan Gallagher  
Bo Horvat  
Corey Perry

### ATTENDANCE

N/A  
N/A  
N/A  
N/A

### GOALTENDER

Holtby/Price  
Demko/Allen  
Demko/Allen  
Holtby/Price

### W GOAL

Jeff Petry  
Tyler Toffoli  
J.T. Miller  
Tomas Tatar

### SHOTS BY PERIOD

	1st	2nd	3rd	OT	TOTAL
CANUCKS	71	83	78	5	237
CANADIENS	93	116	111	10	330

### CANADIENS

Power Play: 8-32 25.0% Penalty Killing: 22-29 75.9%

CANADIENS	GP	G	A	P	+/-	PIM	PP	SH
Tyler Toffoli	8	8	5	13	10	2	2	1
Jeff Petry	9	5	6	11	11	0	1	0
Nick Suzuki	9	4	5	9	2	6	2	0
Jesper Kotkaniemi	9	2	6	8	5	8	0	0
Tomas Tatar	9	1	6	7	1	4	0	0
Josh Anderson	9	3	3	6	E	8	0	0
Joel Armia	6	2	4	6	4	0	0	1
Jonathan Drouin	9	1	5	6	2	4	0	0
Shea Weber	9	1	5	6	E	2	1	0
Brendan Gallagher	9	4	0	4	5	0	0	0
Corey Perry	7	3	1	4	3	4	1	0
Joel Edmundson	9	2	2	4	12	7	0	0
Phillip Daunault	9	1	3	4	4	4	0	0
Ben Chiarot	7	1	2	3	2	9	1	0
Arturi Lehkonen	6	1	2	3	2	0	0	1
Paul Byron	9	0	3	3	3	2	0	0
Jake Evans	9	1	1	2	1	10	0	0
Brett Kulak	8	0	2	2	3	10	0	0
Victor Mete	3	0	1	1	-1	2	0	0
Alexander Romanov	8	0	0	0	6	0	0	0
Xavier Ouellet	1	0	0	0	-1	0	0	0

CANADIENS	GPI	MIN	W-L-O	GA	SA	SV	GAA	SV%
Carey Price	6	374	4-0-2	15	153	138	2.41	.902
Jake Allen	3	181	2-0-1	9	84	75	2.99	.893



# NASHVILLE PREDATORS

## 2019.20 SEASON SUMMARY\*

3 WINS

0 LOSSES

0 OT

### AT VANCOUVER

Feb. 10/20	Canucks 6	Predators 2
Nov. 12/19	Canucks 5	Predators 3

### AT NASHVILLE

Nov. 21/19	Canucks 6	Predators 3
------------	-----------	-------------

GOALS BY PERIOD	1st	2nd	3rd	OT	TOTAL
CANUCKS	5	6	6	0	17
PREDATORS	1	4	3	0	8

### CANUCKS

Power Play: 10-13	76.9%	Penalty Killing: 11-14	78.6%
-------------------	-------	------------------------	-------

CANUCKS	GP	G	A	P	+/-	PIM	PP	SH
Elias Pettersson	3	3	4	7	E	2	2	0
Quinn Hughes	3	0	6	6	2	2	0	0
Tanner Pearson	3	4	1	5	2	0	1	1
J.T. Miller	3	2	2	4	3	2	1	0
Adam Gaudette	3	1	3	4	1	2	1	0
Brock Boeser	2	1	2	3	-1	2	1	0
Alex Edler	3	0	3	3	2	4	0	0
Bo Horvat	3	1	1	2	2	0	1	0
Josh Leivo	2	0	2	2	-1	0	0	0
Jordie Benn	3	1	0	1	-2	2	0	0
Jake Virtanen	3	1	0	1	1	10	1	0
Zack MacEwen	2	1	0	1	1	0	0	0
Brandon Sutter	2	1	0	1	E	0	1	0
Tyler Graovac	1	1	0	1	-2	0	1	0
Troy Stecher	3	0	1	1	1	0	0	0
Sven Baertschi	1	0	1	1	E	0	0	0
Antoine Roussel	1	0	1	1	1	14	0	0
Tyler Myers	3	0	0	0	-3	9	0	0
Chris Tanev	3	0	0	0	4	0	0	0
Jay Beagle	2	0	0	0	E	0	0	0
Loui Eriksson	2	0	0	0	E	0	0	0
Tim Schaller	2	0	0	0	-2	2	0	0
Justin Bailey	1	0	0	0	E	0	0	0

CANUCKS	GPI	MIN	W-L-O	GA	SA	SV	GAA	SV%
Jacob Markstrom	2	120	2-0-0	5	86	81	2.50	.942
Thatcher Demko	1	60	1-0-0	3	37	34	3.02	.919

### LAST

Last Home Win

Last Road Win

Last Shutout

Last Tie Game

Last Shootout

Last Hat Trick

Most Goals

Canucks in OT

Canucks in SO

### VANCOUVER

Feb. 10/20 (6-2)

Nov. 21/19 (6-3)

Jan. 17/17

Ryan Miller (1-0)

Mar. 16/04 (2-2 @ VAN)

Mar. 24/16 (2-3 L @ NSH)

Markus Naslund

Jan. 28/02

7 - Twice

3-4-2

3-1

### NASHVILLE

Apr. 4/19 (3-2)

Mar. 2/18 (4-3 OT)

Mar. 3/11

Pekka Rinne (3-0)

Martin Erat

Dec. 8/09

7 - Dec. 13/17

VAN 1 vs NSH 7

ATTENDANCE	GOALTENDER	W GOAL
18,871	Markstrom/Rinne,Saros	Jordie Benn
18,233	Demko/Rinne	Elias Pettersson

ATTENDANCE	GOALTENDER	W GOAL
17,168	Markstrom/Rinne,Saros	Brock Boeser

SHOTS BY PERIOD	1st	2nd	3rd	OT	TOTAL
CANUCKS	32	23	26	0	81
PREDATORS	30	54	39	0	123

### PREDATORS

Power Play: 3-14	21.4%	Penalty Killing: 3-13	23.1%
------------------	-------	-----------------------	-------

PREDATORS	GP	G	A	P	+/-	PIM	PP	SH
Mikael Granlund	3	2	2	4	E	2	0	0
Calle Jarnkrok	3	2	2	4	-1	0	1	0
Roman Josi	3	0	3	3	-1	0	0	0
Matt Duchene	3	1	1	2	E	0	0	0
Filip Forsberg	3	1	1	2	-2	0	1	0
Ryan Johansen	3	1	1	2	-1	0	0	0
Craig Smith	3	1	1	2	-1	2	1	0
Viktor Arvidsson	3	0	2	2	-1	2	0	0
Nick Bonino	3	0	1	1	-1	0	0	0
Mattias Ekholm	3	0	1	1	-1	2	0	0
Dante Fabbro	3	0	1	1	1	6	0	0
Rocco Grimaldi	3	0	0	0	-1	0	0	0
Dan Hamhuis	3	0	0	0	1	10	0	0
Colton Sissons	3	0	0	0	-1	2	0	0
Austin Watson	3	0	0	0	E	7	0	0
Ryan Ellis	2	0	0	0	-1	0	0	0
Kyle Turris	2	0	0	0	E	2	0	0
Yannick Weber	2	0	0	0	-1	0	0	0
Mathieu Olivier	1	0	0	0	E	2	0	0
Steven Santini	1	0	0	0	1	0	0	0
Jarred Tindori	1	0	0	0	-2	12	0	0

PREDATORS	GPI	MIN	W-L-O	GA	SA	SV	GAA	SV%
Juuse Saros	2	58	0-0-0	2	20	18	2.06	.900
Pekka Rinne	3	118	0-3-0	13	59	46	6.59	.780

\*Teams did not play in 2020.21. Stats last updated following the 2019.20 season.



CANUCKS

PLAYERS

IN THE SYSTEM

2020.21 REVIEW

OPPONENTS

HISTORY

ALL-TIME RECORDS

PLAYOFFS

NHL

MEDIA SERVICES

117



# NEW JERSEY DEVILS

## 2019.20 SEASON SUMMARY\*

0 WINS

2 LOSS

0 OT

### AT VANCOUVER

Nov. 10/19 Canucks 1 Devils 2

### AT NEW JERSEY

Oct. 19/19 Canucks 0 Devils 1

### GOALS BY PERIOD

	1st	2nd	3rd	OT	TOTAL
CANUCKS	0	1	0	0	1
DEVILS	3	0	0	0	3

### CANUCKS

Power Play: 1-9 11.1% Penalty Killing: 4-6 66.7%

### CANUCKS

	GP	G	A	P	+/-	PIM	PP	SH
Brock Boeser	2	1	0	1	E	0	1	0
Quinn Hughes	2	0	1	1	-1	2	0	0
J.T. Miller	2	0	1	1	E	0	0	0
Jay Beagle	2	0	0	0	E	0	0	0
Jordie Benn	2	0	0	0	E	2	0	0
Alex Edler	2	0	0	0	E	4	0	0
Bo Horvat	2	0	0	0	-1	0	0	0
Josh Leivo	2	0	0	0	-1	0	0	0
Tyler Myers	2	0	0	0	E	4	0	0
Tanner Pearson	2	0	0	0	E	0	0	0
Elias Pettersson	2	0	0	0	E	0	0	0
Tim Schaller	2	0	0	0	E	2	0	0
Troy Stecher	2	0	0	0	E	0	0	0
Brandon Sutter	2	0	0	0	E	5	0	0
Chris Tanev	2	0	0	0	-1	2	0	0
Jake Virtanen	2	0	0	0	E	0	0	0
Sven Baertschi	1	0	0	0	-1	0	0	0
Micheal Ferland	1	0	0	0	E	0	0	0
Adam Gaudette	1	0	0	0	E	0	0	0
Tyler Motte	1	0	0	0	E	0	0	0

### CANUCKS

	GPI	MIN	W-L-O	GA	SA	SV	GAA	SV%
Thatcher Demko	1	58	0-1-0	1	24	23	1.03	.958
Jacob Markstrom	1	58	0-1-0	2	27	25	2.08	.926

### LAST

	VANCOUVER	NEW JERSEY
Last Home Win	Nov. 25/14 (2-0)	Oct. 19/19 (1-0)
Last Road Win	Oct. 24/13 (3-2)	Nov. 10/19 (2-1)
Last Shutout	Nov. 25/14 Ryan Miller (2-0)	Oct. 19/19 Mackenzie Blackwood (1-0)
Last Tie Game	Nov. 25/88 (2-2 OT @ NJ)	
Last Shootout	Mar. 15/19 (2-3 L @ VAN)	
Last Hat Trick	Rich Sutter Oct. 20/89	Claude Lemieux Dec. 5/90
Most Goals	7 – Twice	8 – Oct. 30/97 VAN 1 @ NJ 8
Canucks in OT	3-3-2	
Canucks in SO	1-1	

### ATTENDANCE

18,871 Markstrom/Blackwood Jesper Bratt

### ATTENDANCE

13,818 Demko/Blackwood Jack Hughes

### SHOTS BY PERIOD

	1st	2nd	3rd	OT	TOTAL
CANUCKS	14	28	14	0	56
DEVILS	19	21	11	0	51

### DEVILS

Power Play: 2-6 33.3% Penalty Killing: 8-9 88.9%

### DEVILS

	GP	G	A	P	+/-	PIM	PP	SH
Taylor Hall	2	0	2	2	E	2	0	0
Jesper Bratt	2	1	0	1	1	0	0	0
Jack Hughes	2	1	0	1	E	0	1	0
Wayne Simmonds	2	1	0	1	E	0	1	0
Kyle Palmieri	2	0	1	1	E	0	0	0
Damon Severson	2	0	1	1	1	2	0	0
Pavel Zacha	2	0	1	1	1	0	0	0
Sami Vatanen	1	0	1	1	E	0	0	0
Blake Coleman	2	0	0	0	E	0	0	0
Andy Greene	2	0	0	0	1	0	0	0
Nikita Gusev	2	0	0	0	E	0	0	0
Mirco Mueller	2	0	0	0	E	7	0	0
Kevin Rooney	2	0	0	0	E	4	0	0
P.K. Subban	2	0	0	0	E	4	0	0
Matt Tennyson	2	0	0	0	E	2	0	0
Miles Wood	2	0	0	0	E	0	0	0
Travis Zajac	2	0	0	0	E	4	0	0
Will Butcher	1	0	0	0	E	0	0	0
John Hayden	1	0	0	0	E	2	0	0
Nico Hischier	1	0	0	0	1	0	0	0

### DEVILS

	GPI	MIN	W-L-O	GA	SA	SV	GAA	SV%
Mackenzie Blackwood	2	120	2-0-0	1	56	55	0.50	.982

\*Teams did not play in 2020.21. Stats last updated following the 2019.20 season.



# NEW YORK ISLANDERS

## 2019.20 SEASON SUMMARY\* 2 WINS

### AT VANCOUVER

Mar. 10/20 Canucks 5 Islanders 4 (SO)

### AT NY ISLANDERS

Feb. 1/20 Canucks 4 Islanders 3 (OT)

### GOALS BY PERIOD

	1st	2nd	3rd	OT	TOTAL
CANUCKS	3	4	0	1	8
ISLANDERS	3	2	2	0	7

### CANUCKS

Power Play: 1-2 50.0% Penalty Killing: 5-5 100.0%

### CANUCKS

	GP	G	A	P	+/-	PIM	PP	SH
Quinn Hughes	2	2	1	3	3	0	0	0
J.T. Miller	2	1	2	3	2	2	0	0
Adam Gaudette	2	1	1	2	1	4	0	0
Tyler Toffoli	1	1	1	2	1	0	0	0
Alex Edler	2	0	2	2	1	0	0	0
Elias Pettersson	2	0	2	2	4	0	0	0
Bo Horvat	2	1	0	1	-3	2	1	0
Zack MacEwen	1	1	0	1	2	0	0	0
Tim Schaller	1	1	0	1	1	0	0	0
Brock Boeser	2	0	1	1	-1	0	0	0
Troy Stecher	2	0	1	1	2	0	0	0
Brandon Sutter	2	0	1	1	-1	0	0	0
Chris Tanev	2	0	1	1	1	2	0	0
Oscar Fantenberg	2	0	0	0	-4	0	0	0
Tyler Myers	2	0	0	0	-4	0	0	0
Tanner Pearson	2	0	0	0	-4	0	0	0
Antoine Roussel	2	0	0	0	2	0	0	0
Jake Virtanen	2	0	0	0	-1	2	0	0
Jay Beagle	1	0	0	0	E	0	0	0
Loui Eriksson	1	0	0	0	-2	0	0	0
Tyler Motte	1	0	0	0	-2	0	0	0

### CANUCKS

	GPI	MIN	W-L-O	GA	SA	SV	GAA	SV%
Jacob Markstrom	1	61	1-0-0	3	37	34	2.97	.919
Thatcher Demko	1	65	1-0-0	4	49	45	3.71	.918

### LAST

Last Home Win

Last Road Win

Last Shutout

Last Tie Game

Last Shootout

Last Hat Trick

Most Goals

Canucks in OT

Canucks in SO

### VANCOUVER

Mar. 10/20 (5-4 SO)

Feb. 1/20 (4-3 OT)

Feb. 22/15

Ryan Miller/Eddie Lack (4-0)

Oct. 23/99 (2-2 @ NYI)

Mar. 10/20 (5-4 W @ VAN)

Todd Bertuzzi

Jan. 14/06

8 - Jan. 14/06

VAN 8 @ NYI 1

5-4-4

4-1

### NY ISLANDERS

Nov. 13/18 (5-2)

Feb. 23/19 (4-0)

Feb. 23/19

Robin Lehner (4-0)

Pierre Turgeon

Mar. 9/94

9 - Three Times

## 0 LOSSES

## 0 OT

### ATTENDANCE

18,871

### GOALTENDER

Demko/Varlamov

### W GOAL

J.T. Miller

### ATTENDANCE

14,862

### GOALTENDER

Markstrom/Greiss

### W GOAL

Quinn Hughes

### SHOTS BY PERIOD

	1st	2nd	3rd	OT	TOTAL
CANUCKS	19	27	10	2	58
ISLANDERS	29	20	33	4	86

### ISLANDERS

Power Play: 0-5 0.0% Penalty Killing: 1-2 50.0%

### ISLANDERS

	GP	G	A	P	+/-	PIM	PP	SH
Brock Nelson	2	3	1	4	5	0	0	0
Jordan Eberle	2	2	0	2	1	0	0	0
Josh Bailey	2	0	2	2	2	0	0	0
Mathew Barzal	2	0	2	2	1	4	0	0
Anthony Beauvillier	2	0	2	2	E	0	0	0
Derick Brassard	2	0	2	2	-3	0	0	0
Michael Dal Colle	1	1	0	1	-1	0	0	0
Andrew Ladd	1	1	0	1	2	2	0	0
Noah Dobson	2	0	1	1	2	0	0	0
Nick Leddy	2	0	1	1	E	0	0	0
Anders Lee	2	0	1	1	1	0	0	0
Ryan Pulock	2	0	1	1	3	0	0	0
Devon Toews	2	0	1	1	1	0	0	0
Leo Komarov	2	0	0	0	E	0	0	0
Matt Martin	2	0	0	0	-2	0	0	0
Scott Mayfield	2	0	0	0	-3	0	0	0
Johnny Boychuk	1	0	0	0	-2	0	0	0
Casey Cizikas	1	0	0	0	E	0	0	0
Cal Clutterbuck	1	0	0	0	-1	0	0	0
Andy Greene	1	0	0	0	E	0	0	0
Tom Kuhnhackl	1	0	0	0	-3	0	0	0
Jean-Gabriel Pageau	1	0	0	0	E	0	0	0

### ISLANDERS

	GPI	MIN	W-L-O	GA	SA	SV	GAA	SV%
Semyon Varlamov	1	65	0-0-1	4	34	30	3.69	.882
Thomas Greiss	1	60	0-0-1	4	24	20	4.01	.833

\*Teams did not play in 2020.21. Stats last updated following the 2019.20 season.



CANUCKS

PLAYERS

IN THE SYSTEM

2020.21 REVIEW

OPPONENTS

HISTORY

ALL-TIME RECORDS

PLAYOFFS

NHL

MEDIA SERVICES

119

# NEW YORK RANGERS

## 2019.20 SEASON SUMMARY\* 2 WINS

**AT VANCOUVER**  
Jan. 4/20                      Canucks 2                      Rangers 1

**AT NY RANGERS**  
Oct. 20/19                      Canucks 3                      Rangers 2

GOALS BY PERIOD	1st	2nd	3rd	OT	TOTAL
CANUCKS	4	0	1	0	5
RANGERS	1	1	1	0	3

**CANUCKS**  
Power Play: 1-6                      16.7%                      Penalty Killing: 5-5                      100.0%

CANUCKS	GP	G	A	P	+/-	PIM	PP	SH
Bo Horvat	2	1	2	3	2	0	1	0
Quinn Hughes	2	0	2	2	-1	0	0	0
Elias Pettersson	2	0	2	2	1	0	0	0
Jay Beagle	2	1	0	1	1	2	0	1
Brock Boeser	2	1	0	1	1	0	0	0
Tyler Myers	2	1	0	1	E	2	0	0
Antoine Roussel	1	1	0	1	E	2	0	0
Chris Tanev	2	0	1	1	-1	0	0	0
Loui Eriksson	1	0	1	1	2	0	0	0
Alex Edler	2	0	0	0	1	0	0	0
J.T. Miller	2	0	0	0	1	2	0	0
Tyler Motte	2	0	0	0	E	0	0	0
Tanner Pearson	2	0	0	0	E	0	0	0
Tim Schaller	2	0	0	0	1	2	0	0
Troy Stecher	2	0	0	0	2	0	0	0
Jake Virtanen	2	0	0	0	-2	0	0	0
Jordie Benn	1	0	0	0	1	0	0	0
Oscar Fantenberg	1	0	0	0	E	0	0	0
Micheal Ferland	1	0	0	0	-1	0	0	0
Adam Gaudette	1	0	0	0	-1	0	0	0
Josh Leivo	1	0	0	0	-1	0	0	0
Brandon Sutter	1	0	0	0	-2	0	0	0

CANUCKS	GPI	MIN	W-L-O	GA	SA	SV	GAA	SV%
Jacob Markstrom	2	120	2-0-0	3	77	74	1.50	.961

LAST	VANCOUVER	NY RANGERS
Last Home Win	Jan. 4/20 (2-1)	Nov. 12/18 (2-1)
Last Road Win	Oct. 20/19 (3-2)	Feb. 28/18 (6-5 OT)
Last Shutout	Jan. 3/08 Roberto Luongo (3-0)	Oct. 18/11 Henrik Lundqvist (4-0)
Last Tie Game	Jan. 11/93 (3-3 @ NYR)	
Last Shootout	Nov. 26/17 (3-4 L @ NYR)	
Last Hat Trick	Todd Bertuzzi Mar. 19/02	Chris Kreider Nov. 30/13
Most Goals	7 – Mar. 20/14 VAN 7 @ NYR 5	9 – Twice
Canucks in OT	0-3-4	
Canucks in SO	1-1	

## 0 LOSSES 0 OT

**ATTENDANCE** 18,871                      **GOALTENDER** Markstrom/Georgiev                      **W GOAL** Tyler Myers

**ATTENDANCE** 17,030                      **GOALTENDER** Markstrom/Lundqvist                      **W GOAL** Jay Beagle

SHOTS BY PERIOD	1st	2nd	3rd	OT	TOTAL
CANUCKS	27	31	12	0	70
RANGERS	28	18	31	0	77

**RANGERS**  
Power Play: 0-5                      0.0%                      Penalty Killing: 5-6                      83.3%

RANGERS	GP	G	A	P	+/-	PIM	PP	SH
Jesper Fast	2	1	1	2	2	0	0	0
Pavel Buchnevich	2	1	0	1	1	0	0	0
Artemi Panarin	2	1	0	1	-1	0	0	0
Chris Kreider	2	0	1	1	E	0	0	0
Ryan Strome	2	0	1	1	E	2	0	0
Jacob Trouba	2	0	1	1	-1	0	0	0
Mika Zibanejad	2	0	1	1	E	0	0	0
Tony DeAngelo	2	0	0	0	1	0	0	0
Adam Fox	2	0	0	0	-1	0	0	0
Brett Howden	2	0	0	0	-1	0	0	0
Kaapo Kakko	2	0	0	0	-3	0	0	0
Brady Skjei	2	0	0	0	E	4	0	0
Brendan Smith	2	0	0	0	-1	0	0	0
Marc Staal	2	0	0	0	-1	2	0	0
Lias Andersson	1	0	0	0	E	0	0	0
Filip Chytil	1	0	0	0	-1	0	0	0
Steven Fogarty	1	0	0	0	E	0	0	0
Libor Hajek	1	0	0	0	1	2	0	0
Micheal Haley	1	0	0	0	E	0	0	0
Brendan Lemieux	1	0	0	0	E	0	0	0
Ryan Lindgren	1	0	0	0	E	0	0	0
Greg McKeeg	1	0	0	0	E	0	0	0

RANGERS	GPI	MIN	W-L-O	GA	SA	SV	GAA	SV%
Henrik Lundqvist	1	58	0-1-0	3	43	40	3.09	.930
Alexander Georgiev	1	59	0-1-0	2	27	25	2.05	.926

\*Teams did not play in 2020.21. Stats last updated following the 2019.20 season.



## 2020.21 SEASON SUMMARY

## 6 WINS

## 3 LOSSES

## 0 OT

### AT VANCOUVER

Jan. 25/21	Canucks 7	Senators 1
Jan. 27/21	Canucks 5	Senators 1
Jan. 28/21	Canucks 4	Senators 1
Apr. 22/21	Canucks 0	Senators 3
Apr. 24/21	Canucks 4	Senators 2

### AT OTTAWA

Mar. 15/21	Canucks 3	Senators 2 (OT)
Mar. 17/21	Canucks 3	Senators 2 (SO)
Apr. 26/21	Canucks 1	Senators 2
Apr. 28/21	Canucks 3	Senators 6

### GOALS BY PERIOD

	1st	2nd	3rd	OT	TOTAL
CANUCKS	11	9	8	1	29
SENATORS	6	9	5	0	20

### CANUCKS

Power Play: 3-23	13.0%	Penalty Killing: 31-34	91.2%
------------------	-------	------------------------	-------

### CANUCKS

	GP	G	A	P +/-	PIM	PP	SH	
Quinn Hughes	9	1	7	8	-1	8	0	0
J.T. Miller	9	4	3	7	1	12	0	0
Bo Horvat	9	1	6	7	4	4	0	0
Brandon Sutter	9	4	2	6	2	0	0	1
Brock Boeser	9	4	1	5	-1	0	2	0
Tanner Pearson	9	4	1	5	3	2	0	0
Tyler Motte	7	3	2	5	6	0	0	0
Tyler Myers	9	1	4	5	6	4	0	0
Elias Pettersson	3	2	2	4	2	0	1	0
Nils Hoglander	9	0	4	4	4	0	0	0
Olli Juolevi	5	2	1	3	1	0	0	0
Jay Beagle	3	0	3	3	3	0	0	0
Nate Schmidt	9	1	1	2	1	0	0	0
Jordie Benn	5	0	2	2	8	2	0	0
Jake Virtanen	8	1	0	1	E	15	0	0
Jayce Hawryluk	6	1	0	1	E	9	0	0
Alexander Edler	8	0	1	1	4	4	0	0
Travis Hamonic	6	0	1	1	-2	24	0	0
Antoine Roussel	3	0	1	1	5	11	0	0
Zack MacEwen	7	0	0	0	-1	19	0	0
Travis Boyd	4	0	0	0	-2	0	0	0
Jalen Chatfield	4	0	0	0	1	4	0	0
Matthew Highmore	4	0	0	0	-1	2	0	0
Adam Gaudette	3	0	0	0	-1	4	0	0
Marc Michaelis	2	0	0	0	1	0	0	0
Jimmy Vesey	2	0	0	0	-2	0	0	0
Loui Eriksson	1	0	0	0	-1	0	0	0

### CANUCKS

	GPI	MIN	W-L-O	GA	SA	SV	GAA	SV%
Thatcher Demko	6	363	4-2-0	13	213	200	2.15	.939
Braden Holtby	3	178	2-1-0	5	92	87	1.68	.946

### LAST

Last Home Win  
Last Road Win  
Last Shutout

Last Tie Game  
Last Shootout  
Last Hat Trick

### Most Goals

Canucks in OT  
Canucks in OT

### VANCOUVER

Apr. 24/21 (4-2)  
Mar. 17/21 (3-2 SO)  
Oct. 17/17  
Anders Nilsson (3-0)  
Mar. 20/98 (1-1 @ OTT)  
Oct. 10/17 (2-3 L @ VAN)

Brandon Sutter  
Jan. 25/21  
7 - Three Times

5-1-2  
2-1

### OTTAWA

Apr. 28/21 (6-3)  
Apr. 22/21 (3-0)  
Apr. 22/21  
Marcus Hogberg (3-0)

Bobby Ryan  
Feb. 27/20  
6 - Twice

### ATTENDANCE

N/A	Demko/Murray
N/A	Demko/Hogberg
N/A	Holtby/Murray
N/A	Demko/Murray
N/A	Holtby/Murray,Hogberg

### ATTENDANCE

N/A	Demko/Daccord
N/A	Demko/Daccord,Gustavsson
N/A	Holtby/Hogberg
N/A	Demko/Hogberg

### SHOTS BY PERIOD

	1st	2nd	3rd	OT	TOTAL
CANUCKS	80	96	87	2	265
SENATORS	108	110	86	3	307

### SENATORS

Power Play: 3-34	8.8%	Penalty Killing: 20-23	87.0%
------------------	------	------------------------	-------

### SENATORS

	GP	G	A	P +/-	PIM	PP	SH	
Brady Tkachuk	9	1	6	7	E	21	0	0
Josh Norris	9	5	1	6	2	2	1	0
Drake Batherson	9	2	3	5	-2	0	1	0
Thomas Chabot	9	2	2	4	2	6	0	0
Colin White	8	3	0	3	-2	4	0	0
Connor Brown	9	1	1	2	-1	0	0	0
Evgenii Dadonov	9	1	1	2	-4	0	0	0
Tim Stutzle	9	1	1	2	-5	0	1	0
Ryan Dzingel	6	1	1	2	E	9	0	0
Nick Paul	9	0	2	2	-1	7	0	0
Alex Formenton	4	0	2	2	1	2	0	0
Chris Tierney	9	1	0	1	-4	0	0	0
Austin Watson	5	1	0	1	-2	12	0	0
Victor Mete	4	1	0	1	2	0	0	0
Nikita Zaitsev	9	0	1	1	-2	0	0	0
Josh Brown	6	0	1	1	-2	8	0	0
Artem Zub	6	0	1	1	-2	4	0	0
Mike Reilly	5	0	1	1	-7	2	0	0
Erik Brannstrom	4	0	1	1	1	7	0	0
Shane Pinto	4	0	1	1	1	2	0	0
Christian Wolanin	4	0	1	1	-3	2	0	0
Clark Bishop	2	0	1	1	E	0	0	0
Erik Gudbranson	5	0	0	0	-4	2	0	0
Braydon Coburn	2	0	0	0	-2	2	0	0
Cedric Paquette	2	0	0	0	-1	0	0	0
Derek Stepan	2	0	0	0	-5	0	0	0
Artem Anisimov	1	0	0	0	-1	0	0	0
Filip Chlapik	1	0	0	0	1	0	0	0
Alex Galchenyuk	1	0	0	0	-3	0	0	0

### SENATORS

	GPI	MIN	W-L-O	GA	SA	SV	GAA	SV%
Marcus Hogberg	4	214	2-2-0	11	103	92	3.09	.893
Matt Murray	4	204	1-2-0	12	104	92	3.53	.885
Filip Gustavsson	1	20	0-0-1	0	8	8	0.00	1.000
Joey Daccord	2	106	0-0-1	5	49	44	2.82	.898



# PHILADELPHIA FLYERS

## 2019.20 SEASON SUMMARY\*

### 1 WIN

### 1 LOSS

### 0 OT

#### AT VANCOUVER

Oct. 12/19 Canucks 3 Flyers 2 (SO)

#### AT PHILADELPHIA

Nov. 25/19 Canucks 1 Flyers 2

#### ATTENDANCE

18,652

#### GOALTENDER

Markstrom/Hart

#### W GOAL

Tanner Pearson

#### ATTENDANCE

17,083

#### GOALTENDER

Demko/Hart

#### W GOAL

Jakub Voracek

#### GOALS BY PERIOD

	1st	2nd	3rd	OT	TOTAL
CANUCKS	2	1	0	0	3
FLYERS	0	2	2	0	4

#### SHOTS BY PERIOD

	1st	2nd	3rd	OT	TOTAL
CANUCKS	15	11	10	5	41
FLYERS	15	27	23	1	66

#### CANUCKS

Power Play: 0-4 0.0% Penalty Killing: 3-4 75.0%

#### FLYERS

Power Play: 1-4 25.0% Penalty Killing: 4-4 100.0%

#### CANUCKS

	GP	G	A	P	+/-	PIM	PP	SH
Chris Tanev	2	0	2	2	0	0	0	0
Brock Boeser	2	1	0	1	-1	0	0	0
J.T. Miller	2	1	0	1	-1	2	0	0
Tanner Pearson	2	1	0	1	1	0	0	0
Bo Horvat	2	0	1	1	1	0	0	0
Josh Leivo	2	0	1	1	1	0	0	0
Elias Pettersson	2	0	1	1	-1	0	0	0
Jordie Benn	2	0	0	0	1	2	0	0
Alex Edler	2	0	0	0	-1	2	0	0
Adam Gaudette	2	0	0	0	0	0	0	0
Quinn Hughes	2	0	0	0	0	0	0	0
Tyler Myers	2	0	0	0	-1	0	0	0
Tim Schaller	2	0	0	0	0	0	0	0
Troy Stecher	2	0	0	0	1	0	0	0
Jake Virtanen	2	0	0	0	0	0	0	0
Jay Beagle	1	0	0	0	0	0	0	0
Loui Eriksson	1	0	0	0	0	0	0	0
Michael Ferland	1	0	0	0	0	0	0	0
Tyler Graovac	1	0	0	0	0	0	0	0
Zack MacEwen	1	0	0	0	0	0	0	0
Brandon Sutter	1	0	0	0	0	0	0	0

#### FLYERS

	GP	G	A	P	+/-	PIM	PP	SH
Sean Couturier	2	1	1	2	1	2	0	0
Jakub Voracek	2	1	1	2	2	0	0	0
Justin Braun	2	0	2	2	0	2	0	0
Oskar Lindblom	2	1	0	1	1	2	1	0
Carsen Twarynski	1	1	0	1	1	2	0	0
Robert Hagg	2	0	1	1	0	0	0	0
Travis Konecny	2	0	1	1	-1	0	0	0
Matt Niskanen	2	0	1	1	0	0	0	0
Travis Sanheim	2	0	1	1	1	0	0	0
Claude Giroux	2	0	0	0	0	0	0	0
Kevin Hayes	2	0	0	0	0	0	0	0
Scott Laughton	2	0	0	0	1	0	0	0
Tyler Pitlick	2	0	0	0	-1	0	0	0
Ivan Provorov	2	0	0	0	-1	0	0	0
Michael Raffl	2	0	0	0	-2	0	0	0
James van Riemsdyk	2	0	0	0	-1	0	0	0
Connor Bunnaman	1	0	0	0	-1	0	0	0
Joel Farabee	1	0	0	0	0	0	0	0
Morgan Frost	1	0	0	0	0	0	0	0
Shayne Gostisbehere	1	0	0	0	0	0	0	0
Philippe Myers	1	0	0	0	0	0	0	0

#### CANUCKS

	GPI	MIN	W-L-O	GA	SA	SV	GAA	SV%
Jacob Markstrom	1	65	1-0-0	2	32	30	1.85	.938
Thatcher Demko	1	58	0-1-0	2	34	32	2.06	.941

#### FLYERS

	GPI	MIN	W-L-O	GA	SA	SV	GAA	SV%
Carter Hart	2	124	1-0-1	3	41	38	1.45	.927

#### LAST

	VANCOUVER	PHILADELPHIA
Last Home Win	Oct. 12/19 (3-2 SO)	Nov. 25/19 (2-1)
Last Road Win	Nov. 21/17 (5-2)	Dec. 7/17 (4-1)
Last Shutout	Jan. 5/15 Ryan Miller (4-0)	Dec. 17/15 Steve Mason (2-0)
Last Tie Game	Dec. 31/95 (5-5 @ VAN)	
Last Shootout	Oct. 12/19 (3-2 W @ VAN)	
Last Hat Trick	Stan Smyl Oct. 31/81	John LeClair Nov. 29/98
Most Goals	8 - Oct. 31/81 VAN 8 @ PHI 4	13 - Oct. 18/84 VAN 2 @ PHI 13
Canucks in OT	1-4-5	
Canucks in SO	1-2	

\*Teams did not play in 2020.21. Stats last updated following the 2019.20 season.



# PITTSBURGH PENGUINS

## 2019.20 SEASON SUMMARY\*

### AT VANCOUVER

Dec. 21/19 Canucks 4 Penguins 1

### AT PITTSBURGH

Nov. 27/19 Canucks 6 Penguins 8

### GOALS BY PERIOD

	1st	2nd	3rd	OT	TOTAL
CANUCKS	3	4	3	0	10
PENGUINS	2	1	6	0	9

### CANUCKS

Power Play: 3-7 42.9% Penalty Killing: 6-9 66.7%

### CANUCKS

	GP	G	A	P	+/-	PIM	PP	SH
J.T. Miller	2	3	1	4	2	2	2	0
Elias Pettersson	2	2	2	4	0	4	0	0
Jake Virtanen	2	2	1	3	-2	0	1	0
Quinn Hughes	2	0	3	3	2	0	0	0
Adam Gaudette	2	2	0	2	0	4	0	0
Brock Boeser	2	1	1	2	0	0	0	0
Tyler Myers	2	0	2	2	3	0	0	0
Christopher Tanev	2	0	2	2	0	0	0	0
Bo Horvat	2	0	1	1	0	0	0	0
Tanner Pearson	2	0	1	1	2	2	0	0
Oscar Fantenberg	1	0	1	1	0	4	0	0
Josh Leivo	1	0	1	1	-1	0	0	0
Zack MacEwen	1	0	1	1	2	0	0	0
Antoine Roussel	1	0	1	1	0	0	0	0
Jordie Benn	2	0	0	0	-1	0	0	0
Tim Schaller	2	0	0	0	0	0	0	0
Troy Stecher	2	0	0	0	-1	2	0	0
Jay Beagle	1	0	0	0	0	0	0	0
Alexander Edler	1	0	0	0	-1	0	0	0
Loui Eriksson	1	0	0	0	0	0	0	0
Nikolay Goldobin	1	0	0	0	0	0	0	0
Tyler Graovac	1	0	0	0	0	0	0	0
Tyler Motte	1	0	0	0	0	0	0	0

### CANUCKS

	GPI	MIN	W-L-O	GA	SA	SV	GAA	SV%
Jacob Markstrom	1	60	1-0-0	1	29	28	1.00	.966
Thatcher Demko	1	59	0-1-0	7	39	32	7.14	.821

### LAST

	VANCOUVER	PITTSBURGH
Last Home Win	Dec. 21/19 (4-1)	Nov. 27/19 (8-6)
Last Road Win	Oct. 16/18 (3-2 OT)	Oct. 27/18 (5-0)
Last Shutout	Feb. 7/15 Ryan Miller (5-0)	Oct. 27/18 Casey DeSmith (5-0)
Last Tie Game	Oct. 30/98 (2-2 @ VAN)	
Last Shootout	Jan. 7/14 (4-5 L @ VAN)	
Last Hat Trick	Brock Boeser Nov. 4/17	Evgeni Malkin Jan. 23/16
Most Goals	10 - Dec. 19/80 VAN 10 vs PIT 4	9 - Three Times
Canucks in OT	2-3-4	
Canucks in SO	0-4	

\*Teams did not play in 2020.21. Stats last updated following the 2019.20 season.

## 1 WIN

### ATTENDANCE

18,285

### ATTENDANCE

18,465

### SHOTS BY PERIOD

	1st	2nd	3rd	OT	TOTAL
CANUCKS	8	17	11	0	36
PENGUINS	14	32	23	0	69

### PENGUINS

Power Play: 3-9 33.3% Penalty Killing: 4-7 57.1%

### PENGUINS

	GP	G	A	P	+/-	PIM	PP	SH
Evgeni Malkin	2	2	4	6	1	0	1	0
Jake Guentzel	2	3	2	5	0	0	1	0
Bryan Rust	2	1	3	4	1	2	1	0
Kris Letang	2	1	1	2	1	2	0	0
John Marino	2	0	2	2	1	0	0	0
Jared McCann	2	0	2	2	-2	0	0	0
Zach Aston-Reese	2	1	0	1	2	0	0	0
Dominik Kahun	2	1	0	1	0	2	0	0
Marcus Pettersson	2	0	1	1	-2	0	0	0
Brandon Tanev	2	0	1	1	-3	4	0	0
Teddy Blueger	2	0	0	0	0	0	0	0
Alex Galchenyuk	2	0	0	0	-2	0	0	0
Jack Johnson	2	0	0	0	1	2	0	0
Sam Lafferty	2	0	0	0	0	0	0	0
Chad Ruhwedel	2	0	0	0	-3	0	0	0
Dominik Simon	2	0	0	0	-1	4	0	0
Joseph Blandisi	1	0	0	0	0	0	0	0
Brian Dumoulin	1	0	0	0	1	0	0	0
Patric Hornqvist	1	0	0	0	0	0	0	0
Juuso Riikola	1	0	0	0	-1	0	0	0

### PENGUINS

	GPI	MIN	W-L-O	GA	SA	SV	GAA	SV%
Tristan Jarry	1	21	1-0-0	2	8	6	5.72	.750
Matt Murray	2	95	0-1-0	8	28	20	5.05	.714



CANUCKS

PLAYERS

IN THE SYSTEM

2020.21 REVIEW

OPPONENTS

HISTORY

ALL-TIME RECORDS

PLAYOFFS

NHL

MEDIA SERVICES

123

# SAN JOSE SHARKS

## 2019.20 SEASON SUMMARY\*

**3 WIN**

**1 LOSS**

**0 OT**

### AT VANCOUVER

Jan. 18/20 Canucks 4 Sharks 1

### AT SAN JOSE

Jan. 29/20 Canucks 5 Sharks 2  
 Dec. 14/19 Canucks 2 Sharks 4  
 Nov. 2/19 Canucks 5 Sharks 2

### GOALS BY PERIOD

	1st	2nd	3rd	OT	TOTAL
CANUCKS	3	3	10	0	16
SHARKS	2	1	6	0	9

### CANUCKS

Power Play: 3-15 20.0% Penalty Killing: 8-8 100.0%

### CANUCKS

	GP	G	A	P	+/-	PIM	PP	SH
Jake Virtanen	4	3	3	6	3	4	1	0
Adam Gaudette	4	1	4	5	3	0	0	0
Bo Horvat	4	1	4	5	E	0	0	0
Tanner Pearson	4	2	2	4	2	2	1	0
Quinn Hughes	3	2	2	4	2	0	0	0
J.T. Miller	4	1	3	4	-3	0	0	0
Brock Boeser	4	0	4	4	2	0	0	0
Elias Pettersson	4	2	1	3	-2	0	1	0
Brandon Sutter	4	2	0	2	2	12	0	0
Tyler Myers	4	1	1	2	2	2	0	0
Loui Eriksson	3	1	1	2	E	2	0	0
Chris Tanev	4	0	2	2	4	12	0	0
Jay Beagle	4	0	1	1	1	0	0	0
Troy Stecher	4	0	1	1	1	4	0	0
Alex Edler	3	0	1	1	E	16	0	0
Antoine Roussel	3	0	1	1	2	0	0	0
Josh Leivo	2	0	1	1	1	0	0	0
Oscar Fantenberg	3	0	0	0	E	0	0	0
Jordie Benn	2	0	0	0	1	0	0	0
Tyler Motte	2	0	0	0	E	0	0	0
Tim Schaller	2	0	0	0	-1	0	0	0
Ashtun Sautner	1	0	0	0	E	0	0	0

### CANUCKS

	GPI	MIN	W-L-O	GA	SA	SV	GAA	SV%
Thatcher Demko	2	120	2-0-0	3	44	41	1.50	.932
Jacob Markstrom	2	119	1-1-0	4	65	61	2.02	.938

### LAST

#### VANCOUVER

Last Home Win	Jan. 18/20 (4-1)
Last Road Win	Jan. 29/20 (5-2)
Last Shutout	Feb. 8/01
	Bob Essensa (0-0)
Last Tie Game	Feb. 8/01 (0-0 @ VAN)
Last Shootout	Mar. 5/13 (2-3 L @ VAN)
Last Hat Trick	Markus Naslund
	Logan Couture
	Mar. 29/16
Most Goals	8 – Twice
Canucks in OT	6-4-9
Canucks in SO	1-3

### SAN JOSE

Dec. 14/19 (4-2)

Feb. 11/19 (7-2)

### ATTENDANCE

18,786

### GOALTENDER

Demko/Dell

### W GOAL

Tanner Pearson

### ATTENDANCE

16,024

16,242

16,480

### GOALTENDER

Markstrom/Jones

Markstrom/Dell

Demko/Dell

### W GOAL

Jake Virtanen

Evander Kane

Jake Virtanen

### SHOTS BY PERIOD

	1st	2nd	3rd	OT	TOTAL
CANUCKS	37	44	46	0	127
SHARKS	37	33	41	0	111

### SHARKS

Power Play: 0-8 0.0% Penalty Killing: 12-15 80.0%

### SHARKS

	GP	G	A	P	+/-	PIM	PP	SH
Evander Kane	4	2	1	3	-1	0	0	0
Barclay Goodrow	4	1	2	3	3	10	0	0
Erik Karlsson	4	0	3	3	E	2	0	0
Tomas Hertl	4	2	0	2	-2	0	0	0
Brent Burns	4	1	1	2	-3	2	0	0
Timo Meier	4	1	1	2	E	4	0	0
Marc-Edouard Vlasic	4	1	1	2	2	4	0	1
Logan Couture	2	1	1	2	2	0	0	0
Kevin Labanc	4	0	2	2	E	6	0	0
Joe Thornton	4	0	2	2	-2	8	0	0
Brenden Dillon	4	0	1	1	-3	14	0	0
Antti Suomela	1	0	1	1	E	0	0	0
Mario Ferraro	4	0	0	0	-4	2	0	0
Melker Karlsson	4	0	0	0	-3	0	0	0
Patrick Marleau	4	0	0	0	-2	0	0	0
Marcus Sorensen	3	0	0	0	-2	0	0	0
Joachim Blichfeld	2	0	0	0	-1	2	0	0
Noah Gregor	2	0	0	0	E	0	0	0
Tim Heed	2	0	0	0	-1	2	0	0
Joel Kellman	2	0	0	0	-2	0	0	0
Stefan Noesen	2	0	0	0	-1	0	0	0
Radim Simek	2	0	0	0	E	0	0	0
Dylan Gambrell	1	0	0	0	-2	0	0	0
Lukas Radil	1	0	0	0	E	0	0	0

### SHARKS

	GPI	MIN	W-L-O	GA	SA	SV	GAA	SV%
Aaron Dell	3	180	1-2-0	11	102	91	3.67	.892
Martin Jones	1	59	0-1-0	4	24	20	4.10	.833

\*Teams did not play in 2020.21. Stats last updated following the 2019.20 season.



## 2019.20 SEASON SUMMARY\* 2 WINS

### AT VANCOUVER

Jan. 27/20	Canucks 3	Blues 1
Nov. 5/19	Canucks 1	Blues 2 (OT)

### AT ST. LOUIS

Oct. 17/19	Canucks 4	Blues 3 (SO)
------------	-----------	--------------

### GOALS BY PERIOD

	1st	2nd	3rd	OT	TOTAL
CANUCKS	0	4	3	0	7
BLUES	2	3	0	1	6

### CANUCKS

Power Play: 1-12	8.3%	Penalty Killing: 9-9	100.0%
------------------	------	----------------------	--------

### CANUCKS

	GP	G	A	P	+/-	PIM	PP	SH
J.T. Miller	3	3	1	4	3	0	0	0
Bo Horvat	3	2	0	2	E	0	1	0
Elias Pettersson	3	0	2	2	4	0	0	0
Chris Tanev	3	0	2	2	1	0	0	0
Jake Virtanen	3	0	2	2	3	2	0	0
Josh Leivo	2	0	2	2	E	0	0	0
Quinn Hughes	3	1	0	1	1	0	0	0
Michael Ferland	1	1	0	1	1	0	0	0
Alex Edler	3	0	1	1	1	8	0	0
Tyler Myers	3	0	1	1	-1	0	0	0
Brandon Sutter	3	0	1	1	1	2	0	0
Loui Eriksson	2	0	1	1	E	2	0	0
Tyler Motte	2	0	1	1	-1	2	0	0
Jay Beagle	3	0	0	0	-4	0	0	0
Brock Boeser	3	0	0	0	-1	0	0	0
Tanner Pearson	3	0	0	0	E	0	0	0
Troy Stecher	3	0	0	0	-1	2	0	0
Jordie Benn	2	0	0	0	-1	0	0	0
Adam Gaudette	2	0	0	0	-1	0	0	0
Tim Schaller	2	0	0	0	-3	0	0	0
Oscar Fantenberg	1	0	0	0	1	0	0	0
Antoine Roussel	1	0	0	0	-1	0	0	0

### CANUCKS

	GPI	MIN	W-L-O	GA	SA	SV	GAA	SV%
Thatcher Demko	2	125	2-0-0	4	74	70	1.92	.946
Jacob Markstrom	1	63	0-0-1	2	27	25	1.89	.926

### LAST

	VANCOUVER	ST. LOUIS
Last Home Win	Jan. 27/20 (3-1)	Apr. 6/19 (3-2 SO)
Last Road Win	Oct. 17/19 (4-3 SO)	Nov. 5/20 (2-1 OT)
Last Shutout	Feb. 26/14	Mar. 25/16
	Eddie Lack (1-0)	Brian Elliott (4-0)
Last Tie Game	Mar. 13/03 (4-4 @ VAN)	
Last Shootout	Oct. 17/19 (4-3 SO)	
Last Hat Trick	Brock Boeser	Brett Hull
	Dec. 9/18	Mar. 2/92
Most Goals	8 – Four Times	9 – Feb. 7/81
		VAN 2 @ STL 9
Canucks in OT	9-3-8	
Canucks in SO	4-3	

\*Teams did not play in 2020.21. Stats last updated following the 2019.20 season.

## 0 LOSSES

## 1 OT

### ATTENDANCE

18,871	Demko/Allen	W GOAL
18,789	Markstrom/Binnington	J.T. Miller
		Jaden Schwartz

### ATTENDANCE

18,096	Demko/Binnington	W GOAL
		Josh Leivo

### SHOTS BY PERIOD

	1st	2nd	3rd	OT	TOTAL
CANUCKS	31	32	26	3	92
BLUES	26	39	31	5	101

### BLUES

Power Play: 0-9	0.0%	Penalty Killing: 11-12	91.7%
-----------------	------	------------------------	-------

### BLUES

	GP	G	A	P	+/-	PIM	PP	SH
Tyler Bozak	3	1	1	2	-1	0	0	0
Alex Pietrangelo	3	1	1	2	E	0	0	0
Jaden Schwartz	3	1	1	2	1	0	0	0
Brayden Schenn	3	0	2	2	1	2	0	0
Alexander Steen	3	0	2	2	-1	0	0	0
Zach Sanford	2	1	0	1	E	2	0	0
Robby Fabbri	1	1	0	1	E	2	0	0
Vladimir Tarasenko	1	1	0	1	1	0	0	0
David Perron	3	0	1	1	-1	6	0	0
Oskar Sundqvist	3	0	1	1	E	2	0	0
Sammy Blais	2	0	1	1	1	0	0	0
Ivan Barbashev	3	0	0	0	-1	0	0	0
Jay Bouwmeester	3	0	0	0	1	0	0	0
Vince Dunn	3	0	0	0	1	0	0	0
Justin Faulk	3	0	0	0	-2	0	0	0
Ryan O'Reilly	3	0	0	0	E	2	0	0
Colton Parayko	3	0	0	0	1	6	0	0
Robert Thomas	3	0	0	0	-3	2	0	0
Carl Gunnarsson	2	0	0	0	E	0	0	0
Robert Bortuzzo	1	0	0	0	-1	0	0	0
Jacob De La Rose	1	0	0	0	E	0	0	0
Jordan Kyrou	1	0	0	0	E	0	0	0
Mackenzie MacEachern	1	0	0	0	E	0	0	0

### BLUES

	GPI	MIN	W-L-O	GA	SA	SV	GAA	SV%
Jordan Binnington	2	128	1-0-1	4	66	62	1.87	.939
Jake Allen	1	59	0-1-0	2	25	23	2.05	.920





# TAMPA BAY LIGHTNING

## 2019.20 SEASON SUMMARY\* 0 WINS

### AT TAMPA BAY

Jan. 7/20 Canucks 2 Lightning 9

GOALS BY PERIOD	1st	2nd	3rd	OT	TOTAL
CANUCKS	1	1	0	0	2
LIGHTNING	0	6	3	0	9

### CANUCKS

Power Play: 0-4 0.0% Penalty Killing: 3-5 60.0%

CANUCKS	GP	G	A	P	+/-	PIM	PP	SH
Loui Eriksson	1	1	0	1	-1	0	0	0
Elias Pettersson	1	1	0	1	E	0	0	0
Brock Boeser	1	0	1	1	-1	0	0	0
Bo Horvat	1	0	1	1	-2	0	0	0
Tanner Pearson	1	0	1	1	-2	0	0	0
Jay Beagle	1	0	0	0	-3	0	0	0
Alex Edler	1	0	0	0	-2	4	0	0
Oscar Fantenberg	1	0	0	0	-3	0	0	0
Adam Gaudette	1	0	0	0	-1	0	0	0
Quinn Hughes	1	0	0	0	-1	0	0	0
J.T. Miller	1	0	0	0	E	0	0	0
Tyler Motte	1	0	0	0	-3	0	0	0
Tyler Myers	1	0	0	0	-2	0	0	0
Antoine Roussel	1	0	0	0	-1	0	0	0
Tim Schaller	1	0	0	0	-2	0	0	0
Troy Stecher	1	0	0	0	-2	0	0	0
Chris Tanev	1	0	0	0	E	0	0	0
Jake Virtanen	1	0	0	0	E	2	0	0

CANUCKS	GPI	MIN	W-L-O	GA	SA	SV	GAA	SV%
Thatcher Demko	1	22	0-0-0	3	16	13	8.36	.812
Jacob Markstrom	1	37	0-1-0	6	21	15	9.70	.714

LAST	VANCOUVER	TAMPA BAY
Last Home Win	Dec. 16/16 (4-2)	Jan. 7/20 (9-2)
Last Road Win	Oct. 11/18 (4-1)	Feb. 3/18 (4-2)
Last Shutout	Jan. 4/93	None
	Kirk McLean (7-0 @ VAN)	
Last Tie Game	Dec. 10/01 (1-1 @ VAN)	
Last Shootout	Jan. 10/12 (5-4 W @ TB)	
Last Hat Trick	Alexander Mogilny	Carter Verhaeghe
	Jan. 6/96	Jan. 7/20
Most Goals	9 – Jan. 6/96	9 – Jan. 7/20
	VAN 9 vs TBL 2	VAN 2 @ TBL 9
Canucks in OT	2-3-2	
Canucks in SO	1-0	

\*Teams did not play in 2020.21. Stats last updated following the 2019.20 season.

## 1 LOSS 0 OT

### ATTENDANCE

19,092

### GOALTENDER

Markstrom, Demko/Vasilevskiy

### W GOAL

Alex Killorn

### SHOTS BY PERIOD

	1st	2nd	3rd	OT	TOTAL
CANUCKS	7	10	6	0	23
LIGHTNING	8	15	14	0	37

### LIGHTNING

Power Play: 2-5 40.0% Penalty Killing: 4-4 100.0%

LIGHTNING	GP	G	A	P	+/-	PIM	PP	SH
Brayden Point	1	1	3	4	2	0	0	0
Carter Verhaeghe	1	3	0	3	2	0	1	0
Steven Stamkos	1	1	2	3	1	0	1	0
Erik Cernak	1	1	1	2	2	0	0	0
Nikita Kucherov	1	1	1	2	1	2	0	0
Tyler Johnson	1	1	0	1	1	0	0	0
Alex Killorn	1	1	0	1	1	0	0	0
Braydon Coburn	1	0	1	1	3	0	0	0
Yanni Gourde	1	0	1	1	2	0	0	0
Victor Hedman	1	0	1	1	-1	2	0	0
Ondrej Palat	1	0	1	1	1	0	0	0
Mikhail Sergachev	1	0	1	1	3	0	0	0
Mitchell Stephens	1	0	1	1	1	0	0	0
Anthony Cirelli	1	0	0	0	1	4	0	0
Pat Maroon	1	0	0	0	1	0	0	0
Cedric Paquette	1	0	0	0	1	0	0	0
Jan Rutta	1	0	0	0	-1	0	0	0
Kevin Shattenkirk	1	0	0	0	4	0	0	0

LIGHTNING	GPI	MIN	W-L-O	GA	SA	SV	GAA	SV%
Andrei Vasilevskiy	1	60	1-0-0	2	23	21	2.01	.913



## 2020.21 SEASON SUMMARY

### 4 WINS

### 5 LOSSES

### 0 OT

#### AT VANCOUVER

Mar. 4/21	Canucks 3	Maple Leafs 1
Mar. 6/21	Canucks 4	Maple Leafs 2
Apr. 18/21	Canucks 3	Maple Leafs 2
Apr. 20/21	Canucks 6	Maple Leafs 3

#### AT TORONTO

Feb. 4/21	Canucks 3	Maple Leafs 7
Feb. 6/21	Canucks 1	Maple Leafs 5
Feb. 8/21	Canucks 1	Maple Leafs 3
Apr. 29/21	Canucks 1	Maple Leafs 4
May 1/21	Canucks 1	Maple Leafs 5

#### GOALS BY PERIOD

	1st	2nd	3rd	OT	TOTAL
CANUCKS	4	7	11	1	23
MAPLE LEAFS	11	10	11	0	32

#### CANUCKS

Power Play: 8-20 40.0% Penalty Killing: 17-21 81.0%

#### CANUCKS

	GP	G	A	P	+/-	PIM	PP	SH
Bo Horvat	9	5	4	9	1	0	1	0
Brock Boeser	9	2	7	9	-1	2	2	0
J.T. Miller	9	3	5	8	-5	2	2	0
Quinn Hughes	9	1	7	8	-9	2	0	0
Nils Hoglander	9	3	2	5	E	0	0	0
Tanner Pearson	9	4	0	4	-3	2	1	0
Elias Pettersson	3	1	2	3	-2	0	1	0
Nate Schmidt	8	0	3	3	2	2	0	0
Brandon Sutter	9	2	0	2	-5	0	0	1
Jake Virtanen	6	2	0	2	-1	0	1	0
Tyler Myers	9	0	2	2	-5	6	0	0
Alex Edler	8	0	2	2	-7	32	0	0
Jalen Chatfield	6	0	1	1	-5	2	0	0
Travis Hamonic	4	0	1	1	2	0	0	0
Adam Gaudette	7	0	0	0	-4	4	0	0
Antoine Roussel	5	0	0	0	-1	2	2	0
Jay Beagle	5	0	0	0	-3	2	0	0
Jordie Benn	5	0	0	0	-3	5	0	0
Jayce Hawryluk	4	0	0	0	-2	0	0	0
Travis Boyd	4	0	0	0	-1	0	0	0
Matthew Highmore	3	0	0	0	-1	0	0	0
Marc Michaelis	3	0	0	0	-3	2	0	0
Tyler Motte	3	0	0	0	-4	2	0	0
Jimmy Vesey	3	0	0	0	-3	0	0	0
Justin Bailey	2	0	0	0	-1	0	0	0
Olli Juolevi	2	0	0	0	E	0	0	0
Kole Lind	2	0	0	0	-1	0	0	0
Zack MacEwen	2	0	0	0	-2	0	0	0
Guillaume Brisebois	1	0	0	0	E	0	0	0
Loui Erikson	1	0	0	0	-2	0	0	0
Tyler Graovac	1	0	0	0	E	0	0	0

#### CANUCKS

	GPI	MIN	W-L-O	GA	SA	SV	GAA	SV%
Thatcher Demko	4	237	2-2-0	14	137	123	3.54	.898
Braden Holtby	5	296	2-3-0	17	153	136	3.45	.889

#### LAST

Last Home Win  
Last Road Win  
Last Shutout

Last Tie Game  
Last Shootout  
Last Hat Trick

Most Goals  
Canucks in OT  
Canucks in SO

#### VANCOUVER

Apr. 20/21 (6-3)  
Dec. 17/11 (5-3)  
Nov. 2/13

Roberto Luongo (4-0)  
Mar. 8/03 (3-3 @ TOR)  
Jan. 6/18 (3-2 L @ TOR)  
Markus Naslund

Oct. 18/01  
8 - Twice  
4-3-12  
2-1

#### TORONTO

May 1/21 (5-1)  
Dec. 10/19 (4-1)  
Jan. 5/19

Michael Hutchinson (5-0)

Jason Spezza  
Feb. 4/21  
8 - Twice

#### ATTENDANCE

N/A	Demko/Hutchinson
N/A	Demko/Andersen
N/A	Holtby/Campbell
N/A	Holtby/Rittich

#### GOALTENDER

Jake Virtanen
J.T. Miller
Bo Horvat
Tanner Pearson

#### W GOAL

#### ATTENDANCE

N/A	Demko/Andersen
N/A	Holtby/Andersen
N/A	Holtby/Andersen
N/A	Holtby/Rittich
N/A	Demko/Campbell

#### GOALTENDER

Jason Spezza
Auston Matthews
Auston Matthews
Auston Matthews
Auston Matthews

#### W GOAL

#### SHOTS BY PERIOD

	1st	2nd	3rd	OT	TOTAL
CANUCKS	75	92	66	1	234
MAPLE LEAFS	95	102	94	0	291

#### MAPLE LEAFS

Power Play: 4-21 19.0% Penalty Killing: 12-20 60.0%

#### MAPLE LEAFS

	GP	G	A	P	+/-	PIM	PP	SH
Mitch Marner	9	2	10	12	4	0	0	0
Auston Matthews	9	9	1	10	4	4	1	0
John Tavares	9	4	5	9	4	2	1	0
William Nylander	9	2	7	9	4	2	0	0
Jason Spezza	9	3	3	6	5	0	1	0
Morgan Rielly	8	1	4	5	1	2	0	0
Alexander Kerfoot	9	1	3	4	1	2	0	0
Zach Hyman	6	1	2	3	5	2	0	0
Justin Holl	9	0	3	3	1	6	0	0
Wayne Simmonds	6	2	0	2	2	10	1	0
Pierre Engvall	4	2	0	2	1	2	0	0
Adam Brooks	3	2	0	2	2	0	0	1
Joe Thornton	6	1	1	2	E	0	0	0
Alex Galchenyuk	4	1	1	2	-3	2	0	0
Ilya Mikheyev	8	0	2	2	1	0	0	0
Jake Muzzin	8	0	2	2	1	6	0	0
Travis Boyd	4	0	2	2	3	0	0	0
Rasmus Sandin	2	0	2	2	4	0	0	0
Mikko Lehtonen	2	0	2	2	4	0	0	0
Jimmy Vesey	5	1	0	1	1	0	0	0
TJ Brodie	9	0	1	1	8	2	0	0
Zach Bogosian	7	0	1	1	6	2	0	0
Travis Dermott	6	0	1	1	2	0	0	0
Nic Petan	3	0	1	1	1	2	0	0
Nick Foligno	1	0	1	1	2	0	0	0
Nicholas Robertson	2	0	0	0	E	0	0	0
Alexander Barabanov	1	0	0	0	E	2	0	0
Ben Hutton	1	0	0	0	1	0	0	0
Timothy Liljegren	1	0	0	0	E	2	0	0

#### MAPLE LEAFS

	GPI	MIN	W-L-O	GA	SA	SV	GAA	SV%
Frederik Andersen	4	238	3-1-0	9	110	101	2.27	.918
Jack Campbell	2	121	1-0-1	4	51	47	1.98	.922
David Rittich	2	115	1-1-0	6	44	38	3.12	.864
Michael Hutchinson	5	0-1-0	3	28	25	3.13	.893	



# VEGAS GOLDEN KNIGHTS

## 2019.20 SEASON SUMMARY\*

### 1 WIN

### 1 LOSS

### 0 OT

#### AT VANCOUVER

Dec. 19/19 Canucks 5 Golden Knights 4 (OT)

#### AT VEGAS

Dec. 15/19 Canucks 3 Golden Knights 6

GOALS BY PERIOD	1st	2nd	3rd	OT	TOTAL
CANUCKS	4	0	3	1	8
GOLDEN KNIGHTS	3	4	3	0	10

#### CANUCKS

Power Play: 2-7 28.6% Penalty Killing: 3-5 60.0%

CANUCKS	GP	G	A	P	+/-	PIM	PP	SH
Brock Boeser	2	1	3	4	3	0	0	0
Elias Pettersson	2	3	0	3	1	0	0	0
Jake Virtanen	2	1	2	3	-1	2	1	0
Tanner Pearson	2	1	1	2	-4	0	1	0
Antoine Roussel	2	1	1	2	1	2	0	0
Chris Tanev	2	1	1	2	-1	0	0	0
Adam Gaudette	2	0	1	1	-1	0	0	0
Bo Horvat	2	0	1	1	-2	0	0	0
Quinn Hughes	2	0	1	1	-4	2	0	0
Josh Leivo	2	0	1	1	-2	0	0	0
J.T. Miller	2	0	1	1	1	0	0	0
Tyler Myers	2	0	1	1	-1	0	0	0
Jay Beagle	2	0	0	0	E	2	0	0
Jordie Benn	2	0	0	0	-1	6	0	0
Oscar Fantenberg	2	0	0	0	2	0	0	0
Tyler Motte	2	0	0	0	E	2	0	0
Troy Stecher	2	0	0	0	E	0	0	0
Tim Schaller	1	0	0	0	E	0	0	0
Brandon Sutter	1	0	0	0	-1	0	0	0

CANUCKS	GPI	MIN	W-L-O	GA	SA	SV	GAA	SV%
Jacob Markstrom	2	121	1-1-0	9	82	73	4.81	.890
Michael DiPietro	1	8	0-0-0	1	7	6	7.16	.857

LAST	VANCOUVER	VEGAS
Last Home Win	Dec. 19/19 (5-4 OT)	Dec. 15/19 (6-3)
Last Road Win	Oct. 24/18 (3-2 SO)	Mar. 9/19 (6-2)
Last Shutout	None	Mar. 3/19 (3-0)
		Marc-Andre Fleury (3-0)
Last Tie Game	None	
Last Shootout	Oct. 24/18 (3-2 W @ VGK)	
Last Hat Trick	None	None
Most Goals	5 – Dec. 19/19	6 – Three times
	VAN 5 vs VGK 4 (OT)	
Canucks in OT	1-0-0	
Canucks in SO	1-1	

ATTENDANCE 18,871 GOALTENDER Markstrom/Fleury W GOAL Chris Tanev

ATTENDANCE 18,066 GOALTENDER Markstrom, DiPietro/Fleury W GOAL Mark Stone

SHOTS BY PERIOD	1st	2nd	3rd	OT	TOTAL
CANUCKS	20	13	27	3	63
GOLDEN KNIGHTS	25	29	35	0	89

#### GOLDEN KNIGHTS

Power Play: 2-5 40.0% Penalty Killing: 5-7 71.4%

GOLDEN KNIGHTS	GP	G	A	P	+/-	PIM	PP	SH
Max Pacioretty	2	2	3	5	3	0	1	0
Mark Stone	2	2	2	4	2	0	0	0
Shea Theodore	2	0	4	4	2	2	0	0
Jonathan Marchessault	2	2	1	3	1	0	0	0
Reilly Smith	2	1	2	3	1	4	0	0
William Karlsson	2	0	3	3	2	0	0	0
Nick Holden	2	2	0	2	2	0	0	0
Deryk Engelland	2	0	2	2	1	4	0	0
Valentin Zykov	2	1	0	1	-1	2	1	0
Paul Stastny	2	0	1	1	-1	0	0	0
Chandler Stephenson	2	0	1	1	2	0	0	0
William Carrier	2	0	0	0	-1	0	0	0
Brayden McNabb	2	0	0	0	-1	2	0	0
Tomas Nosek	2	0	0	0	-1	0	0	0
Ryan Reaves	2	0	0	0	-1	4	0	0
Nate Schmidt	2	0	0	0	E	0	0	0
Alex Tuch	2	0	0	0	E	0	0	0
Nicolas Hague	1	0	0	0	-1	2	0	0
Jon Merrill	1	0	0	0	2	0	0	0

GOLDEN KNIGHTS	GPI	MIN	W-L-O	GA	SA	SV	GAA	SV%
Marc-Andre Fleury	2	121	1-0-1	8	63	55	3.96	.873

\*Teams did not play in 2020.21. Stats last updated following the 2019.20 season.



# WASHINGTON CAPITALS

## 2019.20 SEASON SUMMARY\*

1 WIN

0 LOSSES

1 OT

### AT VANCOUVER

Oct. 25/19 Canucks 5 (SO) Capitals 6

### AT WASHINGTON

Nov. 23/19 Canucks 2 Capitals 1 (SO)

### GOALS BY PERIOD

	1st	2nd	3rd	OT	TOTAL
CANUCKS	3	3	0	0	6
CAPITALS	2	1	3	0	6

### CANUCKS

Power Play: 2-10 20.0% Penalty Killing: 5-5 100.0%

### CANUCKS

	GP	G	A	P	+/-	PIM	PP	SH
Elias Pettersson	2	2	0	2	-1	0	1	0
Tim Schaller	2	2	0	2	E	0	0	1
Brock Boeser	2	1	1	2	-1	0	1	0
Bo Horvat	2	0	2	2	-2	0	0	0
Quinn Hughes	2	0	2	2	-5	0	0	0
J.T. Miller	2	0	2	2	-1	2	0	0
Jake Virtanen	2	1	0	1	-2	2	0	0
Jay Beagle	1	0	1	1	1	0	0	0
Michael Ferland	1	0	1	1	-1	0	0	0
Jordie Benn	2	0	0	0	1	0	0	0
Alex Edler	2	0	0	0	2	0	0	0
Joshi Leivo	2	0	0	0	E	0	0	0
Tyler Myers	2	0	0	0	E	2	0	0
Tanner Pearson	2	0	0	0	E	2	0	0
Troy Stecher	2	0	0	0	E	0	0	0
Chris Tanev	2	0	0	0	-1	0	0	0
Loui Eriksson	1	0	0	0	E	0	0	0
Adam Gaudette	1	0	0	0	-1	0	0	0
Tyler Graovac	1	0	0	0	E	0	0	0
Zack MacEwen	1	0	0	0	E	2	0	0
Tyler Motte	1	0	0	0	E	0	0	0
Brandon Sutter	1	0	0	0	E	0	0	0

### CANUCKS

GPI MIN W-L-O GA SA SV GAA SV%

Jacob Markstrom 2 130 1-0-1 6 62 56 2.77 .903

### LAST

	VANCOUVER	WASHINGTON
Last Home Win	Oct. 26/17 (6-2)	Feb. 5/19 (3-2)
Last Road Win	Nov. 23/19 (2-1 SO)	Oct. 25/19 (6-5 SO)
Last Shutout	Mar. 23/03 Alex Auld (6-0)	Dec. 11/16 Braden Holtby (3-0)
Last Tie Game	Feb. 10/96 (4-4 @ VAN)	
Last Shootout	Nov. 23/19 (2-1 W @ WSH)	Mike Gartner
Last Hat Trick	Don Lever Feb. 1/75	Feb. 20/87
Most Goals	7 - Three Times	9 - Mar. 12/96 VAN 0 @ WSH 9
Canucks in OT	0-4-5	
Canucks in SO	2-1	

### ATTENDANCE

18,871 Markstrom/Samsonov Nicklas Backstrom

### ATTENDANCE

18,573 Markstrom/Holtby Bo Horvat

### SHOTS BY PERIOD

	1st	2nd	3rd	OT	TOTAL
CANUCKS	19	24	17	7	67
CAPITALS	21	13	18	10	62

### CAPITALS

Power Play: 0-5 0.0% Penalty Killing: 8-10 80.0%

### CAPITALS

	GP	G	A	P	+/-	PIM	PP	SH
Lars Eller	2	1	2	3	3	4	0	1
Michal Kempny	2	2	0	2	2	4	0	0
Evgeny Kuznetsov	2	2	0	2	1	2	0	0
Jakub Vrana	2	1	1	2	1	2	0	0
Travis Boyd	2	0	1	1	2	0	0	0
Radko Gudas	2	0	1	1	5	0	0	0
Brendan Leipsic	2	0	1	1	1	0	0	0
Carl Hagelin	1	0	1	1	E	0	0	0
Garnet Hathaway	1	0	1	1	2	0	0	0
John Carlson	2	0	0	0	-3	0	0	0
Nick Jensen	2	0	0	0	E	0	0	0
Dmitry Orlov	2	0	0	0	E	0	0	0
T.J. Oshie	2	0	0	0	-1	0	0	0
Alex Ovechkin	2	0	0	0	-2	2	0	0
Jonas Siegenthaler	2	0	0	0	1	2	0	0
Tom Wilson	2	0	0	0	-1	0	0	0
Nicklas Backstrom	1	0	0	0	-2	0	0	0
Nic Dowd	1	0	0	0	E	0	0	0
Beck Malenstyn	1	0	0	0	E	0	0	0
Richard Panik	1	0	0	0	E	2	0	0
Michael Sgarbossa	1	0	0	0	E	0	0	0
Chandler Stephenson	1	0	0	0	E	2	0	0

### CAPITALS

GPI MIN W-L-O GA SA SV GAA SV%

Ilya Samsonov 1 65 1-0-0 5 34 29 4.63 .853

Braden Holtby 1 65 0-0-1 1 33 32 0.92 .970

\*Teams did not play in 2020.21. Stats last updated following the 2019.20 season.



CANUCKS

PLAYERS

IN THE SYSTEM

2020.21 REVIEW

OPPONENTS

HISTORY

ALL-TIME RECORDS

PLAYOFFS

NHL

MEDIA SERVICES

129

# WINNIPEG JETS

## 2020.21 SEASON SUMMARY

3 WINS

5 LOSSES

1 OT

### AT VANCOUVER

Feb. 19/21	Canucks 0	Jets 2
Feb. 21/21	Canucks 3	Jets 4 (OT)
Mar. 22/21	Canucks 0	Jets 4
Mar. 24/21	Canucks 1	Jets 5

### AT WINNIPEG

Jan. 30/21	Canucks 4	Jets 1
Mar. 1/21	Canucks 4	Jets 0
Mar. 2/21	Canucks 2	Jets 5
May 10/21	Canucks 3	Jets 1
May 11/21	Canucks 0	Jets 5

### ATTENDANCE

N/A	Demko/Brossito
N/A	Holtby/Hellebuyck
N/A	Demko/Hellebuyck
N/A	Demko/Hellebuyck

### GOALTENDER

Demko/Brossito
Holtby/Hellebuyck
Demko/Hellebuyck
Demko/Hellebuyck

### W GOAL

Mark Scheifele
Pierre-Luc Dubois
Blake Wheeler
Andrew Copp

### ATTENDANCE

N/A	Demko/Hellebuyck
N/A	Demko/Hellebuyck
N/A	Holtby/Brossito
N/A	Demko/Brossito
N/A	Holtby/Hellebuyck

### GOALTENDER

Demko/Hellebuyck
Demko/Hellebuyck
Holtby/Brossito
Demko/Brossito
Holtby/Hellebuyck

### W GOAL

Nils Hoglander
Nate Schmidt
Kyle Connor
Bo Horvat
Kyle Connor

### GOALS BY PERIOD

	1st	2nd	3rd	OT	TOTAL
CANUCKS	10	2	5	0	17
JETS	7	7	12	1	27

### SHOTS BY PERIOD

	1st	2nd	3rd	OT	TOTAL
CANUCKS	95	99	76	0	270
JETS	103	93	96	1	293

### CANUCKS

Power Play: 3-19 15.8% Penalty Killing: 15-19 78.9%

### JETS

Power Play: 4-19 21.1% Penalty Killing: 16-19 84.2%

### CANUCKS

	GP	G	A	P	+/-	PIM	PP	SH
Brock Boeser	9	2	5	7	-3	4	0	0
Elias Pettersson	5	4	2	6	-1	0	1	0
J.T. Miller	9	2	4	6	E	8	1	0
Nils Hoglander	9	5	0	5	-3	2	1	0
Bo Horvat	9	1	2	3	-4	2	0	0
Nate Schmidt	9	1	2	3	-3	0	0	0
Brandon Sutter	5	1	1	2	-1	2	0	0
Quinn Hughes	9	0	2	2	-3	0	0	0
Jordie Benn	7	0	2	2	3	2	0	0
Adam Gaudette	7	0	2	2	-1	2	0	0
Tanner Pearson	7	0	2	2	-3	2	0	0
Zack MacEwen	8	1	0	1	1	14	0	0
Alexander Edler	9	0	1	1	-4	0	0	0
Tyler Myers	9	0	1	1	-4	2	0	0
Matthew Highmore	2	0	1	1	1	0	0	0
Jack Rathbone	2	0	1	1	-2	0	0	0
Antoine Roussel	7	0	0	0	1	0	0	0
Travis Hamonic	6	0	0	0	-4	2	0	0
Jake Virtanen	6	0	0	0	-1	12	0	0
Jay Beagle	5	0	0	0	E	0	0	0
Tyler Graovac	4	0	0	0	-5	4	0	0
Jayce Hawryluk	4	0	0	0	-6	0	0	0
Jimmy Vesey	4	0	0	0	-2	0	0	0
Tyler Motte	3	0	0	0	-1	0	0	0
Travis Boyd	2	0	0	0	E	0	0	0
Olli Juolevi	2	0	0	0	E	0	0	0
Marc Michaelis	2	0	0	0	-2	0	0	0
Jalen Chatfield	1	0	0	0	1	2	0	0
Loui Eriksson	1	0	0	0	E	2	0	0

### JETS

	GP	G	A	P	+/-	PIM	PP	SH
Mark Scheifele	9	4	8	12	6	2	0	0
Blake Wheeler	9	4	8	12	7	8	0	0
Kyle Connor	9	3	4	7	2	2	1	0
Mason Appleton	9	4	2	6	5	0	0	0
Andrew Copp	9	4	1	5	-1	2	2	0
Adam Lowry	9	2	3	5	5	0	0	0
Pierre-Luc Dubois	7	2	2	4	-2	4	0	0
Mathieu Perreault	9	1	3	4	2	2	0	0
Neal Pionk	8	1	3	4	8	2	1	0
Paul Stastny	9	2	1	3	1	2	0	0
Nikolaj Ehlers	7	0	2	2	-3	0	0	0
Dylan DeMelo	9	0	1	1	1	0	0	0
Derek Forbort	9	0	1	1	5	23	0	0
Josh Morrissey	9	0	1	1	-3	2	0	0
Jordie Benn	2	0	1	1	3	0	0	0
Trevor Lewis	9	0	0	0	E	0	0	0
Nate Thompson	8	0	0	0	2	0	0	0
Nathan Beaulieu	5	0	0	0	E	4	0	0
Tucker Poolman	5	0	0	0	3	2	0	0
Logan Stanley	5	0	0	0	4	7	0	0
Jansen Harkins	3	0	0	0	E	0	0	0
David Gustafsson	1	0	0	0	E	0	0	0
Ville Heinola	1	0	0	0	-2	0	0	0
Sami Niku	1	0	0	0	-2	0	0	0
Dominic Toninato	1	0	0	0	E	0	0	0

### CANUCKS

	GPI	MIN	W-L-O	GA	SA	SV	GAA	SV%
Thatcher Demko	6	356	3-3-0	11	185	174	1.85	.941
Braden Holtby	3	178	0-2-1	13	105	92	4.39	.876

### JETS

	GPI	MIN	W-L-O	GA	SA	SV	GAA	SV%
Connor Hellebuyck	6	357	4-2-0	10	175	165	1.68	.943
Laurent Brossito	3	178	2-1-0	5	93	88	1.69	.946

### LAST

Last Home Win  
Last Road Win  
Last Shutout

### VANCOUVER

Dec. 20/16 (4-1)  
May 10/21 (3-1)  
Mar. 1/21  
Thatcher Demko (4-0)  
Oct. 27/00 (1-1 @ VAN)  
Mar. 12/14 (3-2 W @ VAN)  
Daniel Sedin  
Dec. 10/09

### WINNIPEG

May 11/21 (5-0)  
Mar. 24/21 (5-1)  
May 11/21  
Connor Hellebuyck (5-0)

Last Tie Game  
Last Shootout  
Last Hat Trick

Oct. 27/00 (1-1 @ VAN)  
Mar. 12/14 (3-2 W @ VAN)  
Daniel Sedin  
Dec. 10/09  
8 - Feb. 25/03  
VAN 8 vs ATL 0

Patrik Laine  
Nov. 19/18  
6 - Twice

Canucks in OT  
Canucks in SO

1-1-1  
1-1



**HISTORY**

# TEAM HISTORY

CANUCKS

PLAYERS

IN THE SYSTEM

2020-21 REVIEW

OPPONENTS

HISTORY

ALL-TIME RECORDS

PLAYOFFS

NHL

MEDIA SERVICES



On October 9, 1970 the Vancouver Canucks played the first game of their inaugural NHL season before 15,062 people at the Pacific Coliseum on Renfrew Street, a 3-1 loss to the visiting Los Angeles Kings. The game marked the start of an NHL tradition on the West Coast.

Long before an NHL team was formed, the city had already established a strong hockey tradition with the Vancouver Millionaires, who played in the Pacific Coast Hockey Association from 1912 to 1922. At home in the 10,500 seat Denman Arena, the Millionaires swept the Ottawa Senators in a National Hockey Association interleague series to win the Stanley Cup in 1915 (the NHA became the NHL in 1917).

The Vancouver Canucks owe the origins of their name to the Pacific Coast Hockey League (1945-51) and Western Hockey League (1952-69) Vancouver Canucks, who enjoyed notable success, capturing six President's/Lester Patrick Cups, two PCHL titles and four WHL titles. The name "Canuck" is generally defined as a slang word to describe a Canadian. Also used in early political cartoons then comic books and personified by fictional character Johnny Canuck, the word Canuck was a term of endearment reflecting the courage and bravery of Canadian soldiers defined during the World Wars. Today it's equally synonymous with the team, its players and fans and an accepted term for a Canadian.

The original Vancouver Canucks roster was built through an Expansion Draft to accommodate the NHL's newest members, Vancouver and Buffalo, shaping the character and identity of the club. Orland Kurtenbach, the first team captain, and Pat Quinn, a defenceman and later General Manager, Head Coach and President,

became prominent figures throughout the club's history and are celebrated today as members of the Canucks Ring of Honour for their impact and legacy on the franchise.

In a welcome letter from the club's first season General Manager and Hockey Hall of Fame inductee, Norman R. (Bud) Poile told fans "one thing you can be certain of is the fact that nobody on our club is going to go down without a fight." While the first seasons failed to produce post-season berths, the core was a fierce and formidable group led by Kurtenbach that included Andre Boudrias, Don Lever, Dale Tallon, Dennis Ververgaert and Dennis Kearns.

Still a young team, Vancouver's original ownership group led by Tom Scallen sold the franchise to local businessman Frank Griffiths in 1974. Over the span of the next 22 years the Griffiths family's stewardship of the team witnessed two Stanley Cup Finals, Frank Griffiths' induction to the Hockey Hall of Fame, the succession of leadership to son Arthur Griffiths and the development of significant community contributions, notably the creation of Canuck Place, North America's first free-standing children's hospice.

Vancouver's first playoff series win in 1982 ignited a postseason run to the Stanley Cup Final. The architect of the team and Hockey Hall of Fame member, General Manager Jake Milford had drafted and traded for key players like Stan Smyl, Thomas Gradin and Richard Brodeur in recent years who contributed significantly to the success of the run. Only two losses in three playoff series versus Calgary (3-0), Los Angeles (4-1) and Chicago (4-1) flawed a record march to a Championship match up versus the New York Islanders. Halted by New York in a decisive 4-0 series win, the postseason run still produced two significant moments in club history.





The first was the emergence of Stan Smyl who assumed responsibilities as captain due to an injury to Kevin McCarthy. Smyl served as captain and leader of the team for eight seasons and became the first player to have his number 12 retired by the Canucks. The 1982 Stanley Cup run was also significant for the start of a playoff tradition now widely used in sports, 'Towel Power'. During the second game of the Campbell Conference Championship in Chicago, Interim Head Coach Roger Neilson expressed his frustration of the game's officiating by placing a white towel on the end of a stick held high in mock surrender. Players on the bench followed suit and when the series returned to Vancouver, fans showed their support by waving white towels of their own. A Canuck tradition was born and to commemorate the iconic moment a statue of Roger Neilson holding a stick with a towel on end now stands outside of Rogers Arena.

It took 10 years before Vancouver experienced playoff success again and two more before another storied run to the Cup Finals in 1994. During that time the organization saw the return of Pat Quinn as General Manager and within a few years he added the responsibility of Head Coach to his role. One of Quinn's first major moves was to trade for goaltender Kirk McLean and over the next two years he selected Trevor Linden second overall and Pavel Bure 113th in the 1988 and 1989 NHL Drafts respectively.

Linden was named captain at the age of 21, his fourth NHL season, after sharing the captaincy with Dan Quinn and Doug Lidster the previous season. He was the youngest permanent captain in team history. The 1991-92 season was also Pavel Bure's first in the NHL and with 34 goals and 26 assists (34-26-60) through 65 games, Bure won the Calder Memorial Trophy as the league's rookie of the year. Pat

Quinn earned the Jack Adams Award as coach of the year and along with Bure, became the first recipients of NHL awards in franchise history. Bure's number 10 became the fourth and latest jersey to be retired by the club, when it was raised permanently to the rafters on November 2, 2013 following his induction into the Hockey Hall of Fame the year prior. The late Pat Quinn was enshrined into the Hockey Hall of Fame in 2016.

A team on the rise, the Canucks returned to the playoffs on the strength of back-to-back 60 goal seasons from Bure, finding early-round success in 1992 and 1993. In 1994 Vancouver entered the postseason as the seventh seed and played an entertaining first round series against Calgary. Fighting off an early exit to the Flames, who led the series three games to one, the Canucks forced each of the next three contests to overtime highlighted by a Game 7 double overtime win.

The road to the Finals continued with series wins against Dallas (4-1) then Toronto (4-1), where a double overtime goal clinched the series for a second time that postseason. Advancing to the Finals against the New York Rangers, Vancouver sealed the first win with a 52 save performance by Kirk McLean. New York won the next three games and facing the same elimination scenario as their first playoff round, Vancouver won Game 5 and held off the Rangers in Game 6 in what many fans and historians consider the greatest game in franchise history.

The game is particularly memorable for the call made by legendary, Hall of Fame broadcaster Jim Robson as Trevor Linden crawled to the bench after taking a hit with seconds remaining: "He will play, you know he'll play, he'll play on crutches! He will play and he'll play





# TEAM HISTORY

CANUCKS

PLAYERS

IN THE SYSTEM

2020-21 REVIEW

OPPONENTS

HISTORY

ALL-TIME RECORDS

PLAYOFFS

NHL

MEDIA SERVICES



at Madison Square Garden on Tuesday night.” A cup victory eluded the Canucks however as they fell short by a score of 3-2 in Game 7 at the Garden.

The seasons that followed brought change as Vancouver sought a return to playoff success. In 1995-96, the Canucks moved to a new home in downtown Vancouver, General Motors Place (renamed Rogers Arena in 2010). That same year Arthur Griffiths teamed up with John McCaw Jr. and the company was renamed Orca Bay Sports and Entertainment (OBSE); in 1996 McCaw assumed full control of OBSE.

Roster changes were taking place too, including a trade to acquire Markus Naslund from Pittsburgh on March 20, 1996. Though not immediate, the significance of the trade soon became apparent. The additions by trade of Todd Bertuzzi on February 6, 1998 and Brendan Morrison on March 14, 2000 saw the departures of Trevor Linden and Alexander Mogilny respectively but ushered a new era in franchise history when Naslund, Bertuzzi and Morrison were made line mates during the 2001-02 season.

Nicknamed the “West Coast Express” by media and fans the line became one of the most prolific scoring threats in the league. Naslund ranked top-five in NHL scoring for three seasons and was a Hart Trophy finalist, while Bertuzzi twice ranked among the NHL’s top five scorers. All three players set career single-season scoring highs while playing together.

Over seven consecutive seasons, Naslund led the team in scoring including six 30-plus goal seasons, three 40-plus goal seasons and league honors in 2002-03 when he earned the Ted Lindsay Award following a 104 point campaign (48-56-104). A Canucks captain for seven seasons, Naslund’s number 19 was officially retired on December 11, 2010.


While members of the West Coast Express had a more immediate impact on the roster, General Manager Brian Burke also had an eye to the future, focused specifically on the 1999 Draft selections of twin brothers Daniel and Henrik Sedin. A sequence of three trades on the morning of the Draft allowed the Canucks, who already held the third pick, to add the second overall selection and bring the Sedins to Vancouver – Daniel second and Henrik third overall.

Change and a new direction also occurred off the ice as the locally-owned Aquilini Investment Group (AIG), led by Luigi Aquilini and sons Francesco, Roberto and Paulo Aquilini, reached an agreement to purchase a 50 per cent share of OBSE in November 2004. AIG purchased the remaining 50 per cent of the NHL club and arena in November 2006 and in 2008, the company was renamed Canucks Sports & Entertainment.

Francesco and the Aquilini family have led the Canucks through the longest period of sustained success on the ice, including six Northwest Division titles, two President’s Trophies and a Stanley Cup Final appearance in 2011. The family has also invested significantly to upgrade Rogers Arena with a special focus on fan experience since acquiring the team. And in the community, the family launched the Canucks Autism Network and support the Canucks for Kids Fund, the Boys Club Network and the Juvenile Diabetes Research Foundation.

Regular season success generated playoff excitement in the early 2000’s but only one series win. On June 20, 2006 Alain Vigneault was named Head Coach and nine days later General Manager Dave Nonis traded for goaltender Roberto Luongo. In 2006-07, his first season as a Canuck, Luongo set franchise records for games played (76) and wins (47) and was nominated for the Hart and Vezina Trophies while Alain Vigneault received the Jack Adams Award.





That postseason a first-round series against Dallas produced the longest game in club history and sixth longest in NHL history when after 78:06 in the fourth overtime period, Henrik Sedin scored for the first win of the series. Vancouver won the seven game quarter-final match up but lost in the next round to Anaheim, the eventual Stanley Cup Champions.

That post-season run would also be the last for longtime Canucks Captain Trevor Linden who was reacquired in 2001 and would finish his playing career the following season, leaving as the franchise leader in games played (1,140) and assists (415). Linden's number 16 became the second Canucks jersey to be retired when it was raised to the rafters at Rogers Arena on December 18, 2008.

Vancouver's next postseason appearance in 2009 led to a rivalry with Chicago that stretched three consecutive years. Following a four-game quarter-final sweep against St. Louis, the Canucks played the Blackhawks in a semi-final series, which Chicago won (4-2). In the 2010 playoffs another semi-final versus the Blackhawks produced the same 4-2 series result. It was an early ending to an impressive regular season, particularly for Henrik Sedin, who captured the Art Ross and Hart Trophy after a league-leading 112 point season (29-83-112).

The Canucks 2010-11 regular season was a franchise best with 117 points and a league-leading 54-19-9 record that saw the club awarded the President's Trophy. Individual success was further evidence of a successful season. Daniel Sedin led the NHL in scoring to win the Art Ross Trophy with 104 points (41-63-104) and the Ted Lindsay Award. Ryan Kesler was awarded the Frank J. Selke Trophy as the league's best defensive forward and goaltenders Roberto Luongo and Cory Schneider collectively allowed the fewest goals against in the NHL to earn the William Jennings Trophy.

Momentum from the regular season produced the third Stanley Cup run in team history and for the third postseason in a row the Canucks faced

off against the Blackhawks - this time in a quarter-final playoff series. Vancouver won the first three games of the series however it took seven games to declare the winner and an overtime goal by Alex Burrows to finish a playoff rival. Current Canucks broadcaster John Shorthouse aptly described the memorable play that secured the series: "Burrows steals, cutting in, shoots, scores! They've slayed the dragon!"

In a semi-final series versus Nashville, Vancouver won 4-2, advancing to the conference final to play San Jose. This series was won by the Canucks 4-1 with a double-overtime goal from Kevin Bieksa securing a spot in the Finals. Three wins through five games against Boston put Vancouver within a win of the Championship but for the second time that postseason a seven game series became necessary. The Bruins bested the Canucks by a 4-0 score.

The 2011-12 regular season was again a NHL best with a 51-22-9 record and 111 points to produce a second consecutive President's Trophy. This time regular season success did not carry over to the postseason and the Canucks fell to the Kings in a first round playoff match-up. Two more early round exits in 2013 and 2015 leave Vancouver still in search of its first Championship. Despite not capturing hockey's greatest prize, Canucks fans supported a consecutive sellout streak at Rogers Arena of 474 games from 2002 to 2014, one of the longest in the history of professional sports.

Henrik and Daniel Sedin announced their retirement on April 2, 2018, bringing their franchise-leading 18 seasons with the Canucks to a close. In their final home game against the Arizona Coyotes on April 5, Daniel Sedin scored two goals, both assisted by his brother, including the overtime winner. Daniel also added a shootout goal in his final NHL game against the Oilers. Daniel retires leading the Canucks in goals (393), PPG (138), and game-winning goals (86), while Henrik leads in games played (1330), assists (830), and points (1070). The Sedins capped off their storied careers by being the first ever joint winners of the King Clancy Memorial Trophy.



# 1970.71 SEASON RECORD

## EAST DIVISION FINISH

6th (56 Points)

## COACH

Hal Laycoe

## GM

Norman Robert Poile

## CAPTAIN

Orland Kurtenbach

## SCORING

Player	GP	G	A	PTS	PIM
Boudrias	77	25	41	66	16
Maki	78	25	38	63	99
Paiement	78	34	28	62	152
M. Hall	77	21	38	59	22
Tallon	78	14	42	56	58
Kurtenbach	52	21	32	53	84
Corrigan	76	21	28	49	103
Cullen	70	12	21	33	42
Popiel	78	10	22	32	61
Taylor	56	11	16	27	53
Johnson	66	15	11	26	16
Wilkins	70	5	18	23	131
Quinn	76	2	11	13	149
Doak	77	2	10	12	112
Schmaltz	26	5	5	10	14
Rizzuto	37	3	4	7	16
Seguin	25	0	5	5	46

Player	GP	G	A	PTS	PIM
Schella	38	0	5	5	58
Lunde	20	1	3	4	2
Hatoum	26	1	3	4	21
Wiste	23	1	2	3	0
Young	11	0	2	2	25
Reaume	27	0	2	2	4
Sly	31	0	2	2	10
Stewart	3	0	1	1	0
Hargreaves	7	0	1	1	33
Block	1	0	0	0	0
Cook	2	0	0	0	0
Arbour	13	0	0	0	12
Wilson	35	0	0	0	18

Goaltender	GPI	MIN	GA	SO	AVG	W-L-T
Gardner	18	922	52	0	3.38	6-8-1
Hodge	35	1,967	112	0	3.41	15-13-5
Wilson	35	1,791	128	0	4.28	3-25-2

## RESULTS

No	Date	Opponent	Score	Record
1	Oct. 9	Los Angeles	1-3 L	0-1-0
2	Oct. 11	Toronto	5-3 W	1-1-0
3	Oct. 12	@ St. Louis	1-4 L	1-2-0
4	Oct. 14	@ Chicago	2-8 L	1-3-0
5	Oct. 15	@ Philadelphia	4-5 L	1-4-0
6	Oct. 18	Boston	3-5 L	1-5-0
7	Oct. 20	California	2-1 W	2-5-0
8	Oct. 23	St. Louis	1-1 T	2-5-1
9	Oct. 25	Pittsburgh	1-1 T	2-5-2
10	Oct. 27	Buffalo	7-2 W	3-5-2
11	Oct. 31	@ Montreal	3-6 L	3-6-2
12	Nov. 4	@ Pittsburgh	3-8 L	3-7-2
13	Nov. 5	@ Buffalo	4-1 W	4-7-2
14	Nov. 7	Toronto	3-2 W	5-7-2
15	Nov. 10	@ Boston	3-6 L	5-8-2
16	Nov. 11	@ Toronto	4-2 W	6-8-2
17	Nov. 14	@ Minnesota	3-3 T	6-8-3
18	Nov. 15	@ Chicago	2-4 L	6-9-3
19	Nov. 17	Detroit	2-5 L	6-10-3
20	Nov. 20	Los Angeles	7-1 W	7-10-3
21	Nov. 21	@ Los Angeles	3-1 W	8-10-3
22	Nov. 24	Minnesota	3-2 W	9-10-3
23	Nov. 26	@ Detroit	2-4 L	9-11-3
24	Nov. 28	@ St. Louis	1-5 L	9-12-3
25	Nov. 29	@ Philadelphia	2-4 L	9-13-3
26	Dec. 1	Philadelphia	5-4 W	10-13-3
27	Dec. 5	@ Pittsburgh	1-3 L	10-14-3
28	Dec. 6	@ New York	1-4 L	10-15-3
29	Dec. 8	New York	4-1 W	11-15-3
30	Dec. 9	@ California	1-6 L	11-16-3
31	Dec. 12	California	5-2 W	12-16-3
32	Dec. 15	Philadelphia	3-2 W	13-16-3
33	Dec. 18	Montreal	3-4 L	13-17-3
34	Dec. 20	@ New York	1-5 L	13-18-3
35	Dec. 23	@ Toronto	2-7 L	13-19-3
36	Dec. 26	Chicago	2-4 L	13-20-3
37	Dec. 30	@ Los Angeles	4-1 W	14-20-3
38	Jan. 2	St. Louis	1-3 L	14-21-3
39	Jan. 6	@ Montreal	3-7 L	14-22-3

No	Date	Opponent	Score	Record
40	Jan. 7	@ Boston	4-6 L	14-23-3
41	Jan. 9	@ St. Louis	2-2 T	14-23-4
42	Jan. 12	New York	2-4 L	14-24-4
43	Jan. 16	Pittsburgh	3-4 L	14-25-4
44	Jan. 17	@ California	3-1 W	15-25-4
45	Jan. 20	Toronto	1-5 L	15-26-4
46	Jan. 23	@ Pittsburgh	1-4 L	15-27-4
47	Jan. 24	@ Detroit	3-7 L	15-28-4
48	Jan. 26	Chicago	3-3 T	15-28-5
49	Jan. 29	Minnesota	1-2 L	15-29-5
50	Jan. 31	Buffalo	1-6 L	15-30-5
51	Feb. 2	Montreal	2-5 L	15-31-5
52	Feb. 6	New York	4-5 L	15-32-5
53	Feb. 9	Buffalo	6-3 W	16-32-5
54	Feb. 12	Detroit	5-3 W	17-32-5
55	Feb. 14	@ Chicago	1-3 L	17-33-5
56	Feb. 16	Boston	5-4 W	18-33-5
57	Feb. 19	Philadelphia	2-3 L	18-34-5
58	Feb. 22	Montreal	3-3 T	18-34-6
59	Feb. 25	@ Boston	3-8 L	18-35-6
60	Feb. 27	@ Philadelphia	1-8 L	18-36-6
61	Feb. 28	@ New York	2-4 L	18-37-6
62	Mar. 3	@ Toronto	1-3 L	18-38-6
63	Mar. 6	@ Minnesota	1-3 L	18-39-6
64	Mar. 7	@ Buffalo	3-6 L	18-40-6
65	Mar. 9	@ Montreal	3-3 T	18-40-7
66	Mar. 11	Detroit	7-3 W	19-40-7
67	Mar. 13	Boston	3-6 L	19-41-7
68	Mar. 16	Chicago	4-7 L	19-42-7
69	Mar. 19	Pittsburgh	6-4 W	20-42-7
70	Mar. 21	Minnesota	3-6 L	20-43-7
71	Mar. 23	St. Louis	4-1 W	21-43-7
72	Mar. 25	@ Detroit	3-4 L	21-44-7
73	Mar. 26	@ Buffalo	1-3 L	21-45-7
74	Mar. 28	California	11-5 W	22-45-7
75	Mar. 30	@ Minnesota	2-1 W	23-45-7
76	Mar. 31	@ Los Angeles	2-2 T	23-45-8
77	Apr. 2	@ California	7-2 W	24-45-8
78	Apr. 4	Los Angeles	2-4 L	24-46-8

# 1971.72 SEASON RECORD

## EAST DIVISION FINISH

7th (48 Points)

## COACH

Hal Laycoe

## GM

Norman Robert Poile

## CAPTAIN

Orland Kurtenbach

## SCORING

Player	GP	G	A	PTS	PIM	Player	GP	G	A	PTS	PIM	
Boudrias	78	27	34	61	26	Boddy	40	2	5	7	45	
Kurtenbach	78	24	37	61	48	Wilkins	45	2	5	7	65	
Guevremont	75	13	38	51	44	Corrigan	19	3	4	7	25	
Balon	VAN 56	19	19	38	21	Ward	71	2	4	6	4	
	NYR 19	4	5	9	2	Lalonde	27	1	5	6	2	
Maki	76	22	25	47	43	Quinn	57	2	3	5	63	
Connelly	VAN 53	14	20	34	12	Stewart	42	3	1	4	10	
	STL 15	5	5	10	2	Johnson	11	1	3	4	0	
Tallon	69	17	27	44	78	Speck	18	1	2	3	0	
Paiement	69	10	19	29	117	Popiel	38	1	1	2	36	
Kearns	73	3	26	29	59	Doak	5	0	1	1	23	
Schmautz	60	12	13	25	82	Wilson	53	0	0	0	15	
Taylor	69	9	13	22	88							
Lemieux	42	7	9	16	4	<b>Goaltender</b>	<b>GPI</b>	<b>MIN</b>	<b>GA</b>	<b>SO</b>	<b>AVG</b>	<b>W-L-T</b>
Schella	77	2	13	15	166	Wilson	53	2,870	173	1	3.61	16-30-3
Hall	32	6	6	12	6	Dyck	12	573	35	0	3.66	1-6-2
						Gardner	24	1,237	86	0	4.17	3-14-3

## RESULTS

No	Date	Opponent	Score	Record	No	Date	Opponent	Score	Record
1	Oct. 8	Toronto	2-3 L	0-1-0	40	Jan. 14	@ California	3-5 L	10-25-5
2	Oct. 10	Los Angeles	3-4 L	0-2-0	41	Jan. 15	California	4-3 W	11-25-5
3	Oct. 12	Philadelphia	3-2 W	1-2-0	42	Jan. 19	@ Pittsburgh	6-1 W	12-25-5
4	Oct. 15	@ California	9-6 W	2-2-0	43	Jan. 20	@ Buffalo	0-1 L	12-26-5
5	Oct. 16	Pittsburgh	1-2 L	2-3-0	44	Jan. 22	New York	5-2 W	13-26-5
6	Oct. 19	@ St. Louis	3-1 W	3-3-0	45	Jan. 27	@ Chicago	0-4 L	13-27-5
7	Oct. 20	@ Minnesota	0-7 L	3-4-0	46	Jan. 29	Toronto	5-2 W	14-27-5
8	Oct. 22	Montreal	0-6 L	3-5-0	47	Jan. 30	California	0-2 L	14-28-5
9	Oct. 24	Boston	3-4 L	3-6-0	48	Feb. 2	@ California	5-1 W	15-28-5
10	Oct. 27	@ Toronto	0-0 T	3-6-1	49	Feb. 4	Chicago	2-6 L	15-29-5
11	Oct. 28	@ Philadelphia	2-3 L	3-7-1	50	Feb. 6	Montreal	2-4 L	15-30-5
12	Oct. 30	Buffalo	4-4 T	3-7-2	51	Feb. 8	Philadelphia	1-3 L	15-31-5
13	Oct. 31	Chicago	6-2 W	4-7-2	52	Feb. 10	@ Boston	1-9 L	15-32-5
14	Nov. 5	Pittsburgh	4-2 W	5-7-2	53	Feb. 12	@ St. Louis	4-5 L	15-33-5
15	Nov. 6	New York	1-3 L	5-8-2	54	Feb. 13	@ Pittsburgh	4-6 L	15-34-5
16	Nov. 10	@ Pittsburgh	1-3 L	5-9-2	55	Feb. 15	New York	1-5 L	15-35-5
17	Nov. 11	@ Philadelphia	3-4 L	5-10-2	56	Feb. 18	St. Louis	5-2 W	16-35-5
18	Nov. 13	@ Toronto	2-2 T	5-10-3	57	Feb. 19	@ Los Angeles	3-5 L	16-36-5
19	Nov. 14	@ New York	1-6 L	5-11-3	58	Feb. 22	Boston	3-4 L	16-37-5
20	Nov. 17	@ Chicago	0-3 L	5-12-3	59	Feb. 24	@ Detroit	0-2 L	16-38-5
21	Nov. 18	@ Boston	0-5 L	5-13-3	60	Feb. 26	@ Toronto	1-7 L	16-39-5
22	Nov. 21	Detroit	2-2 T	5-13-4	61	Feb. 27	@ Chicago	3-3 T	16-39-6
23	Nov. 23	Minnesota	1-2 L	5-14-4	62	Feb. 29	@ Detroit	2-8 L	16-40-6
24	Nov. 27	Buffalo	5-2 W	6-14-4	63	Mar. 2	@ Boston	3-7 L	16-41-6
25	Nov. 30	Chicago	4-2 W	7-14-4	64	Mar. 4	@ Montreal	0-5 L	16-42-6
26	Dec. 4	@ Montreal	0-7 L	7-15-4	65	Mar. 5	@ New York	1-6 L	16-43-6
27	Dec. 5	@ New York	3-6 L	7-16-4	66	Mar. 8	Philadelphia	5-6 L	16-44-6
28	Dec. 7	St. Louis	2-1 W	8-16-4	67	Mar. 10	Buffalo	3-2 W	17-44-6
29	Dec. 11	Boston	2-6 L	8-17-4	68	Mar. 14	Pittsburgh	4-7 L	17-45-6
30	Dec. 14	Detroit	3-4 L	8-18-4	69	Mar. 16	@ Minnesota	2-6 L	17-46-6
31	Dec. 17	Montreal	2-6 L	8-19-4	70	Mar. 17	@ Buffalo	6-2 W	18-46-6
32	Dec. 19	@ Buffalo	1-5 L	8-20-4	71	Mar. 19	St. Louis	3-3 T	18-46-7
33	Dec. 22	@ Detroit	0-3 L	8-21-4	72	Mar. 21	Detroit	5-7 L	18-47-7
34	Dec. 26	California	6-2 W	9-21-4	73	Mar. 24	Toronto	5-3 W	19-47-7
35	Dec. 29	@ Los Angeles	1-3 L	9-22-4	74	Mar. 26	@ Philadelphia	1-4 L	19-48-7
36	Jan. 2	Los Angeles	3-6 L	9-23-4	75	Mar. 28	@ St. Louis	1-2 L	19-49-7
37	Jan. 5	@ Montreal	4-6 L	9-24-4	76	Mar. 29	@ Los Angeles	2-4 L	19-50-7
38	Jan. 8	@ Minnesota	5-1 W	10-24-4	77	Mar. 31	Los Angeles	4-4 T	19-50-8
39	Jan. 11	Minnesota	2-2 T	10-24-5	78	Apr. 2	Minnesota	4-1 W	20-50-8

CANUCKS

PLAYERS

IN THE SYSTEM

2020-21 REVIEW

OPPONENTS

HISTORY

ALL-TIME RECORDS

PLAYOFFS

NHL

MEDIA SERVICES

# 1972.73 SEASON RECORD

## EAST DIVISION FINISH

7th (53 Points)

## COACH

Vic Stasiuk

## GM

Norman Robert Poile

## CAPTAIN

Orland Kurtenbach

## SCORING

Player	GP	G	A	PTS	PIM
Schmautz	77	38	33	71	137
Boudrias	77	30	40	70	24
Lemieux	78	17	35	52	41
Lalonde	77	20	27	47	32
Tannahill	78	22	21	43	21
Guevremont	78	16	26	42	46
Lever	78	12	26	38	49
Tallon	75	13	24	37	83
Wright	71	10	27	37	32
Kearns	72	4	33	37	51
O'Flaherty	78	13	17	30	29
Wilkins	76	11	17	28	133
Kurtenbach	47	9	19	28	38
Mair	NYI 49	2	11	13	41
	VAN 15	1	0	1	8

Player	GP	G	A	PTS	PIM
Boddy	74	3	11	14	70
Maki	26	3	10	13	6
McSheffrey	33	4	4	8	10
Hargreaves	59	1	6	7	72
Wilcox	31	3	2	5	15
Balon	57	3	2	5	22
Wilson	43	0	1	1	6
Homenuke	1	0	0	0	0
Bullock	4	0	0	0	2
Bolonchuk	15	0	0	0	6

Goaltender	GPI	MIN	GA	SO	AVG	W-L-T
Wilson	43	2,432	159	1	3.94	13-21-5
Dyck	25	1,297	98	1	4.53	5-17-1
Bullock	14	840	67	0	4.79	3-8-3
McLelland	2	120	10	0	5.00	1-1-0

## RESULTS

No	Date	Opponent	Score	Record
1	Oct. 7	California	3-2 W	1-0-0
2	Oct. 11	@ NY Rangers	3-5 L	1-1-0
3	Oct. 12	@ Philadelphia	3-7 L	1-2-0
4	Oct. 14	@ Minnesota	3-3 T	1-2-1
5	Oct. 17	Chicago	6-3 W	2-2-1
6	Oct. 19	@ Buffalo	0-6 L	2-3-1
7	Oct. 21	@ Montreal	3-5 L	2-4-1
8	Oct. 22	@ Boston	5-4 W	3-4-1
9	Oct. 24	Pittsburgh	0-4 L	3-5-1
10	Oct. 28	Atlanta	1-2 L	3-6-1
11	Oct. 31	@ Los Angeles	1-4 L	3-7-1
12	Nov. 3	NY Islanders	7-2 W	4-7-1
13	Nov. 5	Boston	2-4 L	4-8-1
14	Nov. 8	@ NY Rangers	2-5 L	4-9-1
15	Nov. 11	@ Pittsburgh	4-3 W	5-9-1
16	Nov. 12	@ Atlanta	1-3 L	5-10-1
17	Nov. 14	Detroit	3-3 T	5-10-2
18	Nov. 17	Los Angeles	8-4 W	6-10-2
19	Nov. 19	Buffalo	9-5 W	7-10-2
20	Nov. 21	@ St. Louis	2-4 L	7-11-2
21	Nov. 22	@ Chicago	2-5 L	7-12-2
22	Nov. 24	Montreal	1-9 L	7-13-2
23	Nov. 26	Minnesota	1-3 L	7-14-2
24	Nov. 28	NY Rangers	2-1 W	8-14-2
25	Dec. 1	St. Louis	2-6 L	8-15-2
26	Dec. 5	Toronto	2-5 L	8-16-2
27	Dec. 7	@ Atlanta	2-5 L	8-17-2
28	Dec. 9	@ Toronto	5-5 T	8-17-3
29	Dec. 10	@ Detroit	3-3 T	8-17-4
30	Dec. 12	Chicago	1-5 L	8-18-4
31	Dec. 15	Montreal	2-4 L	8-19-4
32	Dec. 16	California	4-3 W	9-19-4
33	Dec. 20	@ Buffalo	3-6 L	9-20-4
34	Dec. 21	@ NY Islanders	4-4 T	9-20-5
35	Dec. 23	@ Detroit	1-5 L	9-21-5
36	Dec. 26	California	4-3 W	10-21-5
37	Dec. 29	Philadelphia	4-4 T	10-21-6
38	Dec. 30	NY Islanders	5-2 W	11-21-6
39	Jan. 1	Boston	2-8 L	11-22-6

No	Date	Opponent	Score	Record
40	Jan. 3	@ California	3-11 L	11-23-6
41	Jan. 6	@ Pittsburgh	2-4 L	11-24-6
42	Jan. 7	@ Atlanta	2-5 L	11-25-6
43	Jan. 9	St. Louis	3-0 W	12-25-6
44	Jan. 12	Detroit	1-7 L	12-26-6
45	Jan. 14	Montreal	0-3 L	12-27-6
46	Jan. 16	Toronto	6-4 W	13-27-6
47	Jan. 19	Los Angeles	0-4 L	13-28-6
48	Jan. 20	NY Rangers	3-4 L	13-29-6
49	Jan. 24	@ Chicago	3-3 T	13-29-7
50	Jan. 26	NY Islanders	5-1 W	14-29-7
51	Jan. 27	St. Louis	1-3 L	14-30-7
52	Feb. 1	@ Philadelphia	4-5 L	14-31-7
53	Feb. 3	@ Toronto	2-1 W	15-31-7
54	Feb. 4	@ Detroit	2-8 L	15-32-7
55	Feb. 6	@ St. Louis	1-5 L	15-33-7
56	Feb. 9	Philadelphia	5-10 L	15-34-7
57	Feb. 11	@ Minnesota	3-6 L	15-35-7
58	Feb. 13	@ Boston	3-7 L	15-36-7
59	Feb. 14	@ Pittsburgh	2-6 L	15-37-7
60	Feb. 16	Atlanta	5-0 W	16-37-7
61	Feb. 17	Detroit	2-2 T	16-37-8
62	Feb. 20	Boston	6-7 L	16-38-8
63	Feb. 22	@ Buffalo	1-3 L	16-39-8
64	Feb. 24	@ Montreal	3-7 L	16-40-8
65	Feb. 28	@ Toronto	2-7 L	16-41-8
66	Mar. 3	@ NY Islanders	3-9 L	16-42-8
67	Mar. 4	@ NY Rangers	4-3 W	17-42-8
68	Mar. 9	Buffalo	5-2 W	18-42-8
69	Mar. 10	Chicago	2-4 L	18-43-8
70	Mar. 14	@ California	5-2 W	19-43-8
71	Mar. 16	Los Angeles	4-2 W	20-43-8
72	Mar. 17	Pittsburgh	6-1 W	21-43-8
73	Mar. 21	@ Montreal	2-3 L	21-44-8
74	Mar. 22	@ Philadelphia	0-9 L	21-45-8
75	Mar. 25	Toronto	7-4 W	22-45-8
76	Mar. 27	@ Minnesota	3-4 L	22-46-8
77	Mar. 30	Minnesota	3-3 T	22-46-9
78	Mar. 31	@ Los Angeles	3-6 L	22-47-9

# 1973.74 SEASON RECORD

## EAST DIVISION FINISH

7th (59 Points)

## COACH

Bill McCreary,  
Phil Maloney

## GM

Hal Laycoe,  
Phil Maloney

## CAPTAIN

Orland Kurtenbach

## SCORING

Player	GP	G	A	PTS	PIM
Boudrias	78	16	59	75	18
Ververgaert	78	26	31	57	25
Lever	78	23	25	48	28
Schmautz	49	26	19	45	58
O'Flaherty	78	22	20	42	18
Guevremont	72	15	24	39	34
Dunn	68	11	22	33	76
Wilkins	78	3	28	31	123
Oddleifson	BOS 49	10	11	21	25
	VAN 21	3	5	8	19
Bordeleau	68	11	13	24	20
Dailey	76	7	17	24	143
Lemieux	72	5	17	22	23
Kurtenbach	52	8	13	21	30
Tannahill	33	8	12	20	4
Gould	BUF 30	4	2	6	2
	VAN 45	9	10	19	8
Kearns	52	4	13	17	30
McSheffrey	54	9	3	12	34
Boddy	53	2	10	12	59
Korab	31	4	7	11	64

Player	GP	G	A	PTS	PIM
Pratt	BUF 33	0	7	7	52
	VAN 45	3	8	11	44
Lalonde	36	3	4	7	18
Wright	20	3	3	6	11
Mair	6	1	3	4	0
Lampman	STL 15	1	0	1	0
	VAN 14	1	0	1	0
Seguin	1	1	0	1	0
McCord	3	0	0	0	6
Sobchuk	1	0	0	0	0
Folco	2	0	0	0	0
Gloor	2	0	0	0	0
L. Gould	2	0	0	0	0
Stone	2	0	0	0	0
O'Neil	5	0	0	0	0
Caron	10	0	0	0	2
Smith	65	0	0	0	47

Goaltender	GPI	MIN	GA	SO	AVG	W-L-T
Smith	66	3,632	208	3	3.44	20-33-8
Dyck	12	583	45	0	4.63	2-5-2
Caron	10	465	38	0	4.90	2-5-1

## RESULTS

No	Date	Opponent	Score	Record
1	Oct. 10	@ Boston	4-6 L	0-1-0
2	Oct. 13	@ Montreal	4-3 L	0-2-0
3	Oct. 14	@ Buffalo	3-1 W	1-2-0
4	Oct. 17	@ Chicago	0-5 L	1-3-0
5	Oct. 19	Philadelphia	2-1 W	2-3-0
6	Oct. 23	Atlanta	3-0 W	3-3-0
7	Oct. 26	Detroit	8-3 W	4-3-0
8	Oct. 30	NY Rangers	3-3 T	4-3-1
9	Nov. 2	St. Louis	1-3 L	4-4-1
10	Nov. 6	Buffalo	3-2 W	5-4-1
11	Nov. 9	Chicago	0-4 L	5-5-1
12	Nov. 11	@ Boston	2-4 L	5-6-1
13	Nov. 13	@ St. Louis	1-6 L	5-7-1
14	Nov. 14	@ Minnesota	3-6 L	5-8-1
15	Nov. 16	Toronto	3-3 T	5-8-2
16	Nov. 17	Philadelphia	2-2 T	5-8-3
17	Nov. 21	@ Pittsburgh	4-5 L	5-9-3
18	Nov. 23	@ Atlanta	1-4 L	5-10-3
19	Nov. 25	@ NY Rangers	0-5 L	5-11-3
20	Nov. 27	@ St. Louis	2-2 T	5-11-4
21	Nov. 30	Minnesota	4-5 L	5-12-4
22	Dec. 4	Los Angeles	2-3 L	5-13-4
23	Dec. 7	Atlanta	0-2 L	5-14-4
24	Dec. 8	Pittsburgh	3-2 W	6-14-4
25	Dec. 11	Montreal	2-2 T	6-14-5
26	Dec. 15	@ Boston	2-7 L	6-15-5
27	Dec. 16	@ Detroit	5-7 L	6-16-5
28	Dec. 18	@ NY Islanders	2-2 T	6-16-6
29	Dec. 20	@ Philadelphia	3-9 L	6-17-6
30	Dec. 22	@ Toronto	6-4 W	7-17-6
31	Dec. 23	@ Chicago	2-6 L	7-18-6
32	Dec. 26	California	6-4 W	8-18-6
33	Dec. 28	Minnesota	3-5 L	8-19-6
34	Dec. 29	NY Islanders	3-4 L	8-20-6
35	Jan. 1	Boston	2-2 T	8-20-7
36	Jan. 3	@ NY Islanders	2-3 L	8-21-7
37	Jan. 5	@ Montreal	3-5 L	8-22-7
38	Jan. 6	@ Buffalo	3-6 L	8-23-7
39	Jan. 8	St. Louis	1-3 L	8-24-7

No	Date	Opponent	Score	Record
40	Jan. 11	@ California	3-2 W	9-24-7
41	Jan. 12	NY Rangers	1-6 L	9-25-7
42	Jan. 15	Toronto	4-2 W	10-25-7
43	Jan. 18	Pittsburgh	2-6 L	10-26-7
44	Jan. 20	@ Chicago	2-7 L	10-27-7
45	Jan. 22	Philadelphia	2-3 L	10-28-7
46	Jan. 25	Minnesota	4-5 L	10-29-7
47	Jan. 27	@ Buffalo	3-2 W	11-29-7
48	Jan. 30	@ Detroit	7-3 W	12-29-7
49	Feb. 2	NY Islanders	2-2 T	12-29-8
50	Feb. 6	@ California	2-4 L	12-30-8
51	Feb. 9	Detroit	5-4 W	13-30-8
52	Feb. 10	Buffalo	5-2 W	14-30-8
53	Feb. 12	@ St. Louis	3-2 W	15-30-8
54	Feb. 13	@ Minnesota	3-3 T	15-30-9
55	Feb. 15	Boston	2-4 L	15-31-9
56	Feb. 16	NY Rangers	4-9 L	15-32-9
57	Feb. 19	@ Los Angeles	4-3 W	16-32-9
58	Feb. 21	@ Montreal	2-5 L	16-33-9
59	Feb. 23	@ Toronto	4-3 W	17-33-9
60	Feb. 26	@ NY Islanders	1-1 T	17-33-10
61	Feb. 27	@ NY Rangers	2-4 L	17-34-10
62	Mar. 2	@ Pittsburgh	1-6 L	17-35-10
63	Mar. 3	@ Atlanta	3-5 L	17-36-10
64	Mar. 8	Buffalo	2-4 L	17-37-10
65	Mar. 9	Chicago	4-4 T	17-37-11
66	Mar. 12	Detroit	1-2 L	17-38-11
67	Mar. 15	Atlanta	3-0 W	18-38-11
68	Mar. 16	Pittsburgh	6-8 L	18-39-11
69	Mar. 20	@ NY Rangers	7-5 W	19-39-11
70	Mar. 21	@ Philadelphia	1-3 L	19-40-11
71	Mar. 23	@ Los Angeles	0-5 L	19-41-11
72	Mar. 24	Toronto	3-2 W	20-41-11
73	Mar. 26	Montreal	3-4 L	20-42-11
74	Mar. 30	NY Islanders	4-2 W	21-42-11
75	Mar. 31	California	7-0 W	22-42-11
76	Apr. 3	@ California	4-1 W	23-42-11
77	Apr. 5	Los Angeles	5-2 W	24-42-11
78	Apr. 6	@ Los Angeles	1-1 L	24-43-11

CANUCKS

PLAYERS

IN THE SYSTEM

2020-21 REVIEW

OPPONENTS

HISTORY

ALL-TIME RECORDS

PLAYOFFS

NHL

MEDIA SERVICES

# 1974.75 SEASON RECORD

## SMYTHE DIVISION FINISH

1st (86 Points)

## COACH

Phil Maloney

## GM

Phil Maloney

## CAPTAIN

Alternates Only

## SCORING

Player	GP	G	A	PTS	PIM
Boudrias	77	16	62	78	46
Lever	80	38	30	68	49
Gould	78	34	31	65	27
Ververgaert	57	19	32	51	25
Oddie/Ifson	60	16	35	51	54
Bordeleau	67	17	31	48	21
Dailey	70	12	36	48	103
Lalonde	74	17	30	47	48
O'Flaherty	80	25	17	42	37
Monahan	78	14	20	34	51
Roche/fort	76	18	11	29	2
Robitaille	69	12	15	27	20
Boddy	66	2	23	25	31
Meehan	57	10	15	25	4
DeMarco	PIT 8	2	1	3	4
	VAN 61	10	14	24	21
Pratt	79	5	17	22	145
Grisdale	58	1	12	13	91

Player	GP	G	A	PTS	PIM
Kearns	49	1	11	12	31
Sedlbauer	26	3	4	7	17
Murray	ATL 42	3	3	6	22
	VAN 13	1	5	6	8
Snepsts	27	1	2	3	30
Mair	2	0	1	1	0
Smith	72	0	1	1	33
Wilkins	7	0	1	1	6
Guevremont	2	0	0	0	0
Dunn	1	0	0	0	11
Wiley	1	0	0	0	0
Hurlburt	1	0	0	0	2
Wilcox	2	0	0	0	0
Lockett	25	0	0	0	2

Goaltender	GPI	MIN	GA	SO	AVG	W-L-T
Smith	72	3,828	197	6	3.09	32-24-9
Lockett	25	912	48	2	3.16	6-7-1
Bullock	1	60	4	0	4.00	0-1-0

## RESULTS

No	Date	Opponent	Score	Record
1	Oct. 9	Atlanta	3-3 T	0-0-1
2	Oct. 12	St. Louis	3-5 L	0-1-1
3	Oct. 15	@ St. Louis	6-4 W	1-1-1
4	Oct. 16	@ Minnesota	1-1 T	1-1-2
5	Oct. 19	@ Toronto	5-4 W	2-1-2
6	Oct. 20	@ NY Rangers	1-0 W	3-1-2
7	Oct. 22	Minnesota	2-3 L	3-2-2
8	Oct. 25	Kansas City	5-3 W	4-2-2
9	Oct. 26	Philadelphia	2-3 L	4-3-2
10	Oct. 29	Detroit	7-0 W	5-3-2
11	Nov. 1	Pittsburgh	7-4 W	6-3-2
12	Nov. 5	NY Rangers	2-1 W	7-3-2
13	Nov. 7	@ Kansas City	6-4 W	8-3-2
14	Nov. 9	@ Montreal	3-4 L	8-4-2
15	Nov. 10	@ Detroit	4-2 W	9-4-2
16	Nov. 12	Chicago	1-0 W	10-4-2
17	Nov. 15	Los Angeles	2-2 T	10-4-3
18	Nov. 16	Toronto	5-2 W	11-4-3
19	Nov. 19	St. Louis	6-3 W	12-4-3
20	Nov. 21	@ Philadelphia	4-3 W	13-4-3
21	Nov. 23	@ NY Islanders	3-3 T	13-4-4
22	Nov. 24	@ Boston	4-7 L	13-5-4
23	Nov. 26	@ Kansas City	3-4 L	13-6-4
24	Nov. 27	@ St. Louis	6-1 W	14-6-4
25	Nov. 30	NY Islanders	3-0 W	15-6-4
26	Dec. 3	Minnesota	6-5 W	16-6-4
27	Dec. 6	Atlanta	7-5 W	17-6-4
28	Dec. 8	@ Detroit	2-4 L	17-7-4
29	Dec. 10	California	3-0 W	18-7-4
30	Dec. 12	@ Buffalo	5-3 W	19-7-4
31	Dec. 14	@ Kansas City	2-2 T	19-7-5
32	Dec. 15	@ Chicago	2-4 L	19-8-5
33	Dec. 17	Washington	4-2 W	20-8-5
34	Dec. 20	Montreal	1-6 L	20-9-5
35	Dec. 22	@ California	6-4 W	21-9-5
36	Dec. 26	@ Los Angeles	1-5 L	21-10-5
37	Dec. 28	Boston	6-4 W	22-10-5
38	Jan. 1	Philadelphia	0-2 L	22-11-5
39	Jan. 4	@ Pittsburgh	3-4 L	22-12-5
40	Jan. 5	@ NY Rangers	2-6 L	22-13-5

No	Date	Opponent	Score	Record
41	Jan. 8	@ Toronto	4-6 L	22-14-5
42	Jan. 9	@ Boston	1-5 L	22-15-5
43	Jan. 12	@ Buffalo	1-5 L	22-16-5
44	Jan. 15	@ Chicago	1-2 L	22-17-5
45	Jan. 17	Buffalo	2-4 L	22-18-5
46	Jan. 18	NY Rangers	2-3 L	22-19-5
47	Jan. 23	@ Washington	3-2 W	23-19-5
48	Jan. 24	@ Atlanta	4-1 W	24-19-5
49	Jan. 26	Toronto	6-4 W	25-19-5
50	Jan. 28	Montreal	1-3 L	25-20-5
51	Feb. 1	Washington	5-2 W	26-20-5
52	Feb. 4	Pittsburgh	2-3 L	26-21-5
53	Feb. 7	Chicago	3-1 W	27-21-5
54	Feb. 11	Kansas City	4-0 W	28-21-5
55	Feb. 14	Detroit	5-4 W	29-21-5
56	Feb. 15	Atlanta	3-3 T	29-21-6
57	Feb. 18	Boston	1-3 L	29-22-6
58	Feb. 21	@ NY Islanders	4-1 W	30-22-6
59	Feb. 22	@ Minnesota	1-4 L	30-23-6
60	Feb. 26	@ Montreal	3-4 L	30-24-6
61	Feb. 27	@ Philadelphia	1-3 L	30-25-6
62	Mar. 1	@ Pittsburgh	3-7 L	30-26-6
63	Mar. 2	@ Washington	7-3 W	31-26-6
64	Mar. 4	@ Minnesota	4-6 L	31-27-6
65	Mar. 5	@ St. Louis	2-5 L	31-28-6
66	Mar. 7	Chicago	2-1 W	32-28-6
67	Mar. 8	NY Islanders	5-7 L	32-29-6
68	Mar. 11	Kansas City	3-3 T	32-29-7
69	Mar. 14	Buffalo	5-1 W	33-29-7
70	Mar. 16	@ Chicago	4-3 W	34-29-7
71	Mar. 18	@ NY Islanders	4-4 T	34-29-8
72	Mar. 19	@ NY Rangers	0-3 L	34-30-8
73	Mar. 21	@ Atlanta	4-12 L	34-31-8
74	Mar. 23	St. Louis	3-3 T	34-31-9
75	Mar. 25	Philadelphia	3-5 L	34-32-9
76	Mar. 28	Los Angeles	4-2 W	35-32-9
77	Mar. 29	@ Los Angeles	3-3 T	35-32-10
78	Apr. 1	California	7-0 W	36-32-10
79	Apr. 2	@ California	3-0 W	37-32-10
80	Apr. 4	Minnesota	4-1 W	38-32-10

# 1975.76 SEASON RECORD

## SMYTHE DIVISION FINISH

2nd (81 Points)

## COACH

Phil Maloney

## GM

Phil Maloney

## CAPTAIN

Andre Boudrias

## SCORING

Player	GP	G	A	PTS	PIM	Player	GP	G	A	PTS	PIM	
Ververgaert	80	37	34	71	53	Boddy	34	5	6	11	33	
Lever	80	25	40	65	93	DeMarco	34	3	8	11	2	
Oddleifson	80	16	46	62	88	Richardson	24	3	6	9	19	
Gould	70	32	27	59	16	Grisdale	38	2	6	8	54	
Blight	74	25	31	56	29	Murray	65	2	5	7	28	
Kearns	80	5	46	51	48	Pratt	52	1	5	6	72	
Lalonde	71	14	36	50	46	Rocheffort	11	0	3	3	0	
Dailey	67	15	24	39	119	Smith	51	0	1	1	24	
O'Flaherty	68	20	18	38	47	Gassoff	4	0	0	0	5	
Boudrias	71	7	31	38	10	Lockett	30	0	0	0	6	
Monahan	66	16	17	33	39	Ridley	9	0	0	0	0	
Sedlbauer	56	19	13	32	66	Wiley	2	0	0	0	2	
Robitaille	71	8	19	27	69							
Snepets	78	3	15	18	125	<b>Goaltender</b>	<b>GPI</b>	<b>MIN</b>	<b>GA</b>	<b>SO</b>	<b>AVG</b>	<b>W-L-T</b>
Bordeleau	48	5	12	17	6	Ridley	9	500	19	1	2.28	6-0-2
Walton	10	8	8	16	9	Lockett	30	1,436	83	0	3.47	7-8-7
						Smith	51	2,864	167	2	3.50	20-24-6

## RESULTS

No	Date	Opponent	Score	Record	No	Date	Opponent	Score	Record
1	Oct. 8	@ Minnesota	3-2 W	1-0-0	41	Jan. 14	NY Rangers	5-1 W	16-17-8
2	Oct. 11	@ Kansas City	2-4 L	1-1-0	42	Jan. 16	Chicago	1-2 L	16-18-8
3	Oct. 12	@ Chicago	0-3 L	1-2-0	43	Jan. 17	California	3-5 L	16-19-8
4	Oct. 14	Washington	7-2 W	2-2-0	44	Jan. 21	@ Minnesota	1-5 L	16-20-8
5	Oct. 17	Los Angeles	3-5 L	2-3-0	45	Jan. 23	Minnesota	8-3 W	17-20-8
6	Oct. 19	@ NY Rangers	1-8 L	2-4-0	46	Jan. 24	Toronto	5-5 T	17-20-9
7	Oct. 21	@ NY Islanders	5-5 T	2-4-1	47	Jan. 27	Montreal	2-2 T	17-20-10
8	Oct. 22	@ Toronto	2-3 L	2-5-1	48	Jan. 30	Washington	4-2 W	18-20-10
9	Oct. 24	Minnesota	4-2 W	3-5-1	49	Feb. 1	@ Chicago	3-2 W	19-20-10
10	Oct. 28	Atlanta	2-3 L	3-6-1	50	Feb. 3	Buffalo	2-1 W	20-20-10
11	Oct. 30	@ Buffalo	4-4 T	3-6-2	51	Feb. 5	@ Philadelphia	1-6 L	20-21-10
12	Nov. 1	@ St. Louis	3-3 T	3-6-3	52	Feb. 6	@ St. Louis	3-5 L	20-22-10
13	Nov. 2	@ Chicago	1-6 L	3-7-3	53	Feb. 8	Pittsburgh	3-7 L	20-23-10
14	Nov. 4	NY Rangers	2-4 L	3-8-3	54	Feb. 10	NY Islanders	3-2 W	21-23-10
15	Nov. 8	Boston	4-2 W	4-8-3	55	Feb. 12	@ Montreal	6-4 W	22-23-10
16	Nov. 11	Toronto	3-2 W	5-8-3	56	Feb. 14	@ Toronto	4-3 W	23-23-10
17	Nov. 15	NY Islanders	4-3 W	6-8-3	57	Feb. 17	Philadelphia	2-2 T	23-23-11
18	Nov. 18	@ Atlanta	2-2 T	6-8-4	58	Feb. 18*	Philadelphia	4-6 L	23-24-11
19	Nov. 19	@ Washington	5-2 W	7-8-4	59	Feb. 20	Minnesota	7-0 W	24-24-11
20	Nov. 22	Chicago	1-1 T	7-8-5	60	Feb. 21	St. Louis	5-4 W	25-24-11
21	Nov. 25	Buffalo	5-0 W	8-8-5	61	Feb. 24	Chicago	1-4 L	25-25-11
22	Nov. 26	@ California	1-2 L	8-9-5	62	Feb. 28	@ Pittsburgh	4-5 L	25-26-11
23	Nov. 29	@ Montreal	4-6 L	8-10-5	63	Feb. 29	@ Boston	3-5 L	25-27-11
24	Nov. 30	@ Philadelphia	3-5 L	8-11-5	64	Mar. 3	@ NY Rangers	3-3 T	25-27-12
25	Dec. 3	Detroit	9-1 W	9-11-5	65	Mar. 4	@ NY Islanders	3-3 T	25-27-13
26	Dec. 5	Atlanta	2-6 L	9-12-5	66	Mar. 6	@ Kansas City	5-3 W	26-27-13
27	Dec. 9	St. Louis	5-3 W	10-12-5	67	Mar. 7	@ Minnesota	4-3 W	27-27-13
28	Dec. 14	@ Boston	2-3 L	10-13-5	68	Mar. 9	@ Los Angeles	1-6 L	27-28-13
29	Dec. 17	@ Kansas City	5-6 L	10-14-5	69	Mar. 10	Kansas City	3-1 W	28-28-13
30	Dec. 19	Pittsburgh	5-1 W	11-14-5	70	Mar. 13	NY Rangers	3-7 L	28-29-13
31	Dec. 20	Montreal	2-2 T	11-14-6	71	Mar. 16	Detroit	4-2 W	29-29-13
32	Dec. 27	@ St. Louis	2-4 L	11-15-6	72	Mar. 18	@ Philadelphia	2-3 L	29-30-13
33	Dec. 28	@ Detroit	3-2 W	12-15-6	73	Mar. 19	@ Atlanta	2-2 T	29-30-14
34	Dec. 30	Kansas City	5-2 W	13-15-6	74	Mar. 21	St. Louis	2-5 L	29-31-14
35	Jan. 2	Boston	4-4 T	13-15-7	75	Mar. 23	NY Islanders	5-2 W	30-31-14
36	Jan. 4	@ Detroit	4-3 W	14-15-7	76	Mar. 26	Los Angeles	4-3 W	31-31-14
37	Jan. 6	@ Washington	5-3 W	15-15-7	77	Mar. 27	@ Los Angeles	3-7 L	31-32-14
38	Jan. 8	@ Buffalo	5-8 L	15-16-7	78	Mar. 30	California	4-4 T	31-32-15
39	Jan. 10	@ Pittsburgh	3-3 T	15-16-8	79	Apr. 2	@ California	5-0 W	32-32-15
40	Jan. 11	@ Atlanta	2-5 L	15-17-8	80	Apr. 4	Kansas City	5-2 W	33-32-15

\*Ppd. from Dec. 12

CANUCKS

PLAYERS

IN THE SYSTEM

2020-21 REVIEW

OPPONENTS

HISTORY

ALL-TIME RECORDS

PLAYOFFS

NHL

MEDIA SERVICES

141



# 1976.77 SEASON RECORD

## SMYTHE DIVISION FINISH

4th (63 Points)

## COACH

Phil Maloney,  
Orland Kurtenbach

## GM

Phil Maloney

## CAPTAIN

Chris Oddleifson

## SCORING

Player	GP	G	A	PTS	PIM
Blight	78	28	40	68	32
Kearns	80	5	55	60	60
Lever	80	27	30	57	28
Ververgaert	79	27	18	45	38
Monahan	VAN 76	18	26	44	48
	TOR 1	0	0	0	0
Graves	ATL 25	8	5	13	17
	VAN 54	10	20	30	17
Oddleifson	80	14	26	40	81
Sedlbauer	70	18	20	38	29
Sanderson	STL 32	8	13	21	26
	VAN 16	7	9	16	30
Lalonde	68	17	15	32	39
Walton	40	7	24	31	32
O'Flaherty	72	12	12	24	20
Goodenough	PHI 32	4	13	17	21
	VAN 30	2	4	6	27
Snepsts	79	4	18	22	149
Dailey	44	4	16	20	52
Spruce	51	9	6	15	37
Carriere	ATL 25	2	3	5	16
	VAN 49	1	9	10	55

Player	GP	G	A	PTS	PIM
J. Gould	25	7	8	15	2
Ralph Stewart	34	6	8	14	4
McIlhargey	PHI 40	2	1	3	164
	VAN 21	1	7	8	61
Gassoff	37	6	4	10	35
Wiley	34	4	6	10	4
Robitaille	40	0	9	9	21
Fortier	58	1	3	4	125
Grisdale	20	0	2	2	20
Maniago	47	0	1	1	0
Bullock	1	0	0	0	0
Manno	2	0	0	0	0
Flockhart	5	0	0	0	0
Murray	12	0	0	0	6
Ridley	37	0	0	0	4

Goaltender	GPI	MIN	GA	SO	AVG	W-L-T
Maniago	47	2,699	151	1	3.36	17-21-9
Ridley	37	2,074	134	0	3.88	8-21-4
Bullock	1	27	3	0	6.67	0-0-0

## RESULTS

No	Date	Opponent	Score	Record
1	Oct. 6	@ Pittsburgh	5-9 L	0-1-0
2	Oct. 9	@ Montreal	0-3 L	0-2-0
3	Oct. 10	@ Chicago	1-5 L	0-3-0
4	Oct. 13	Washington	4-1 W	1-3-0
5	Oct. 16	St. Louis	3-6 L	1-4-0
6	Oct. 19	@ NY Islanders	1-6 L	1-5-0
7	Oct. 20	@ Buffalo	0-4 L	1-6-0
8	Oct. 22	@ Atlanta	5-3 W	2-6-0
9	Oct. 24	@ NY Rangers	5-4 W	3-6-0
10	Oct. 26	@ St. Louis	2-5 L	3-7-0
11	Oct. 28	Cleveland	3-1 W	4-7-0
12	Oct. 30	Atlanta	3-3 T	4-7-1
13	Nov. 1	NY Islanders	2-3 L	4-8-1
14	Nov. 3	NY Rangers	1-6 L	4-9-1
15	Nov. 5	Los Angeles	4-1 W	5-9-1
16	Nov. 7	@ Boston	1-3 L	5-10-1
17	Nov. 9	@ Washington	2-4 L	5-11-1
18	Nov. 11	@ Philadelphia	4-6 L	5-12-1
19	Nov. 13	Toronto	0-3 L	5-13-1
20	Nov. 17	Buffalo	2-3 L	5-14-1
21	Nov. 19	NY Islanders	4-6 L	5-15-1
22	Nov. 22	NY Rangers	2-3 L	5-16-1
23	Nov. 24	@ Buffalo	4-4 T	5-16-2
24	Nov. 25	@ Boston	2-4 L	5-17-2
25	Nov. 27	Chicago	4-3 W	6-17-2
26	Dec. 1	Detroit	2-5 L	6-18-2
27	Dec. 3	@ Colorado	2-3 L	6-19-2
28	Dec. 5	@ Chicago	4-2 W	7-19-2
29	Dec. 7	@ Washington	4-1 L	7-20-2
30	Dec. 8	@ Toronto	4-3 W	8-20-2
31	Dec. 11	Colorado	4-4 T	8-20-3
32	Dec. 14	Buffalo	3-6 L	8-21-3
33	Dec. 16	@ Detroit	3-7 L	8-22-3
34	Dec. 18	@ Minnesota	3-1 W	9-22-3
35	Dec. 20	Montreal	4-5 L	9-23-3
36	Dec. 22	@ Los Angeles	3-2 W	10-23-3
37	Dec. 23	St. Louis	2-4 L	10-24-3
38	Dec. 27	Philadelphia	1-5 L	10-25-3
39	Dec. 29	Boston	1-8 L	10-26-3
40	Jan. 1	@ NY Islanders	5-1 W	11-26-3

No	Date	Opponent	Score	Record
41	Jan. 2	@ NY Rangers	3-5 L	11-27-3
42	Jan. 4	@ Pittsburgh	2-2 T	11-27-4
43	Jan. 5	@ Atlanta	1-4 L	11-28-4
44	Jan. 7	@ Cleveland	4-8 L	11-29-4
45	Jan. 8	@ St. Louis	5-2 W	12-29-4
46	Jan. 12	Minnesota	5-3 W	13-29-4
47	Jan. 15	Cleveland	2-4 L	13-30-4
48	Jan. 19	Pittsburgh	0-3 L	13-31-4
49	Jan. 21	Toronto	1-3 L	13-32-4
50	Jan. 23	NY Rangers	6-2 W	14-32-4
51	Jan. 27	Chicago	1-1 T	14-32-5
52	Jan. 29	Minnesota	4-3 W	15-32-5
53	Feb. 3	Montreal	4-6 L	15-33-5
54	Feb. 5	@ Minnesota	5-5 T	15-33-6
55	Feb. 6	@ Detroit	2-3 L	15-34-6
56	Feb. 9	@ Montreal	0-6 L	15-35-6
57	Feb. 11	Pittsburgh	3-2 W	16-35-6
58	Feb. 14	NY Islanders	1-2 L	16-36-6
59	Feb. 16	Boston	3-7 L	16-37-6
60	Feb. 19	Atlanta	5-1 W	17-37-6
61	Feb. 21	St. Louis	0-4 L	17-38-6
62	Feb. 24	@ Los Angeles	2-2 T	17-38-7
63	Feb. 26	@ Minnesota	0-3 L	17-39-7
64	Feb. 27	@ Chicago	4-3 W	18-39-7
65	Mar. 2	@ Atlanta	2-1 W	19-39-7
66	Mar. 3	@ Philadelphia	2-5 L	19-40-7
67	Mar. 5	@ Toronto	4-4 T	19-40-8
68	Mar. 9	Washington	5-2 W	20-40-8
69	Mar. 10	Chicago	5-0 W	21-40-8
70	Mar. 12	Colorado	2-2 T	21-40-9
71	Mar. 13	@ Colorado	6-2 W	22-40-9
72	Mar. 15	Detroit	7-1 W	23-40-9
73	Mar. 19	@ St. Louis	4-4 T	23-40-10
74	Mar. 20	@ Colorado	4-1 W	24-40-10
75	Mar. 22	Philadelphia	4-4 T	24-40-11
76	Mar. 25	@ Cleveland	4-4 T	24-40-12
77	Mar. 26	@ Philadelphia	3-9 L	24-41-12
78	Mar. 29	Los Angeles	3-3 T	24-41-13
79	Apr. 1	Colorado	3-6 L	24-42-13
80	Apr. 3	Minnesota	6-3 W	25-42-13

# 1977.78 SEASON RECORD

## SMYTHE DIVISION FINISH

3rd (57 Points)

## COACH

Orland Kurtenbach

## GM

Jake Milford

## CAPTAIN

Don Lever

## SCORING

Player	GP	G	A	PTS	PIM
Walton	65	29	37	66	30
Blight	80	25	38	63	33
Ververgaert	80	21	33	54	23
Lever	75	17	32	49	58
Martin	CHI 7	1	1	2	0
	VAN 67	15	31	46	36
Graves	80	21	26	47	18
Kearns	80	4	43	47	27
Gillis	79	23	18	41	35
Oddleifson	78	17	22	39	64
Sedlbauer	62	18	12	30	25
Monahan	67	10	19	29	28
Alexander	32	8	18	26	6
Snepsts	75	4	16	20	118
Manno	49	5	14	19	29
O'Flaherty	59	6	11	17	15
Gassoff	47	9	6	15	70
Grisdale	42	0	9	9	47
McIlhargey	69	3	5	8	172

Player	GP	G	A	PTS	PIM
Kannegiesser	42	1	7	8	36
Goodenough	42	1	6	7	28
Ralph Stewart	16	2	3	5	0
McCarthy	PHI 22	1	2	3	21
	VAN 1	0	0	0	0
Carriere	7	0	3	3	11
Callander	PHI 15	2	1	3	5
	VAN 17	2	0	2	2
Flockhart	24	0	1	1	12
Ridley	40	0	1	1	9
Veysey	1	0	0	0	0
Bannerman	1	0	0	0	0
Hanlon	4	0	0	0	2
Maniago	46	0	0	0	18

Goaltender	GPI	MIN	GA	SO	AVG	W-L-T
Bannerman	1	20	0	0	0.00	0-0-0
Hanlon	4	200	9	0	2.70	1-2-1
Maniago	46	2,570	172	1	4.02	10-24-8
Ridley	40	2,010	136	0	4.06	9-17-8

## RESULTS

No	Date	Opponent	Score	Record
1	Oct. 12	@ NY Rangers	3-6 L	0-1-0
2	Oct. 14	@ Colorado	4-4 T	0-1-1
3	Oct. 15	@ Minnesota	5-3 W	1-1-1
4	Oct. 18	Detroit	3-2 W	2-1-1
5	Oct. 23	Boston	3-3 T	2-1-2
6	Oct. 25	Los Angeles	3-1 W	3-1-2
7	Oct. 27	NY Islanders	2-3 L	3-2-2
8	Oct. 29	Colorado	2-6 L	3-3-2
9	Nov. 2	Toronto	1-5 L	3-4-2
10	Nov. 4	NY Rangers	1-5 L	3-5-2
11	Nov. 6	@ Philadelphia	2-3 L	3-6-2
12	Nov. 8	@ Colorado	2-6 L	3-7-2
13	Nov. 9	@ St. Louis	6-8 L	3-8-2
14	Nov. 11	Minnesota	4-2 W	4-8-2
15	Nov. 15	Cleveland	5-4 W	5-8-2
16	Nov. 17	@ Boston	4-4 T	5-8-3
17	Nov. 19	@ NY Islanders	2-9 L	5-9-3
18	Nov. 20	@ NY Rangers	3-0 W	6-9-3
19	Nov. 22	Pittsburgh	3-3 T	6-9-4
20	Nov. 26	Chicago	2-2 T	6-9-5
21	Nov. 29	Philadelphia	0-3 L	6-10-5
22	Dec. 2	Atlanta	3-2 W	7-10-5
23	Dec. 4	@ Chicago	6-2 W	8-10-5
24	Dec. 6	@ Washington	5-2 W	9-10-5
25	Dec. 7	@ Atlanta	2-2 T	9-10-6
26	Dec. 10	@ Montreal	2-7 L	9-11-6
27	Dec. 11	@ Buffalo	0-3 L	9-12-6
28	Dec. 13	Washington	3-1 W	10-12-6
29	Dec. 17	Buffalo	5-5 T	10-12-7
30	Dec. 19	@ Los Angeles	2-3 L	10-13-7
31	Dec. 20	Atlanta	2-2 T	10-13-8
32	Dec. 23	Minnesota	5-7 L	10-14-8
33	Dec. 27	NY Islanders	2-4 L	10-15-8
34	Dec. 30	Colorado	2-2 T	10-15-9
35	Jan. 1	@ Chicago	3-2 W	11-15-9
36	Jan. 3	@ NY Islanders	1-4 L	11-16-9
37	Jan. 4	@ Pittsburgh	3-8 L	11-17-9
38	Jan. 6	@ Cleveland	1-6 L	11-18-9
39	Jan. 7	@ Toronto	4-6 L	11-19-9
40	Jan. 11	St. Louis	6-4 W	12-19-9

No	Date	Opponent	Score	Record
41	Jan. 14	Colorado	3-3 T	12-19-10
42	Jan. 17	NY Rangers	4-5 L	12-20-10
43	Jan. 19	Toronto	3-3 T	12-20-11
44	Jan. 21	@ Montreal	1-8 L	12-21-11
45	Jan. 22	@ Buffalo	2-2 T	12-21-12
46	Jan. 26	Philadelphia	2-6 L	12-22-12
47	Jan. 28	St. Louis	8-3 W	13-22-12
48	Jan. 31	Washington	4-2 W	14-22-12
49	Feb. 2	Montreal	4-4 T	14-22-13
50	Feb. 4	Chicago	1-5 L	14-23-13
51	Feb. 7	Atlanta	2-4 L	14-24-13
52	Feb. 9	@ Philadelphia	2-5 L	14-25-13
53	Feb. 11	@ Minnesota	2-3 L	14-26-13
54	Feb. 12	@ Detroit	3-8 L	14-27-13
55	Feb. 14	@ Washington	4-2 W	15-27-13
56	Feb. 15	@ NY Rangers	3-6 L	15-28-13
57	Feb. 17	@ Cleveland	2-3 L	15-29-13
58	Feb. 18	@ St. Louis	3-4 L	15-30-13
59	Feb. 22	Boston	4-6 L	15-31-13
60	Feb. 25	Minnesota	5-1 W	16-31-13
61	Feb. 27	Cleveland	3-3 T	16-31-14
62	Mar. 1	Chicago	3-2 W	17-31-14
63	Mar. 4	@ Toronto	3-4 L	17-32-14
64	Mar. 5	@ Boston	3-6 L	17-33-14
65	Mar. 7	@ NY Islanders	2-5 L	17-34-14
66	Mar. 8	@ Atlanta	3-8 L	17-35-14
67	Mar. 11	@ Pittsburgh	3-1 W	18-35-14
68	Mar. 12	@ Detroit	4-4 T	18-35-15
69	Mar. 15	Pittsburgh	7-4 W	19-35-15
70	Mar. 17	@ Colorado	1-3 L	19-36-15
71	Mar. 18	Detroit	4-5 L	19-37-15
72	Mar. 20	Montreal	1-5 L	19-38-15
73	Mar. 24	Buffalo	2-2 T	19-38-16
74	Mar. 26	@ Chicago	3-4 L	19-39-16
75	Mar. 28	@ Minnesota	4-9 L	19-40-16
76	Mar. 29	@ St. Louis	1-3 L	19-41-16
77	Mar. 31	Philadelphia	2-3 L	19-42-16
78	Apr. 4	St. Louis	3-2 W	20-42-16
79	Apr. 7	Los Angeles	5-5 T	20-42-17
80	Apr. 8	@ Los Angeles	3-5 L	20-43-17

# 1978.79 SEASON RECORD

## SMYTHE DIVISION FINISH

2nd (63 Points)

## COACH

Harry Neale

## GM

Jake Milford

## CAPTAIN

Don Lever, Kevin McCarthy

## SCORING

Player	GP	G	A	PTS	PIM
Sedlbauer	79	40	16	56	26
Gradin	76	20	31	51	22
Lever	71	23	21	44	17
Smyl	62	14	24	38	89
Oddleifson	67	11	26	37	51
Fraser	78	16	19	35	116
Kearns	78	3	31	34	28
Snepsts	76	7	24	31	130
Martin	64	12	14	26	24
Graves	62	11	15	26	14
Ververgaert	35	9	17	26	13
Gillis	78	13	12	25	33
Manno	52	5	16	21	42
Lindgren	64	2	19	21	68
Blight	56	5	10	15	16
Eriksson	35	2	12	14	4
Goodenough	36	4	9	13	18

Player	GP	G	A	PTS	PIM
Gassoff	34	4	7	11	53
Derlago	9	4	4	8	2
Tudor	24	4	4	8	19
Kozak	28	2	5	7	30
McIlhargey	53	2	4	6	127
Callander	32	4	1	5	7
Grisdale	41	0	3	3	54
Flockhart	14	1	1	2	0
Zetterstrom	14	0	1	1	2
Wilson	17	0	1	1	0
Hanlon	31	0	1	1	30
Bromley	38	0	1	1	6
Smith	2	0	0	0	2

Goaltender	GPI	MIN	GA	SO	AVG	W-L-T
Hanlon	31	1821	94	3	3.10	12-13-5
Bromley	38	2,144	136	2	3.81	11-19-6
Wilson	17	835	58	0	4.17	2-10-2

## RESULTS

No	Date	Opponent	Score	Record
1	Oct. 11	Colorado	8-2 W	1-0-0
2	Oct. 13	St. Louis	8-4 W	2-0-0
3	Oct. 15	@ Chicago	3-3 T	2-0-1
4	Oct. 17	@ St. Louis	6-8 L	2-1-1
5	Oct. 18	@ Minnesota	2-7 L	2-2-1
6	Oct. 20	Boston	1-5 L	2-3-1
7	Oct. 22	Buffalo	3-2 W	3-3-1
8	Oct. 25	@ NY Rangers	2-6 L	3-4-1
9	Oct. 28	@ NY Islanders	2-5 L	3-5-1
10	Oct. 29	@ Philadelphia	5-2 W	4-5-1
11	Nov. 1	@ Chicago	1-0 W	5-5-1
12	Nov. 3	Toronto	1-3 L	5-6-1
13	Nov. 5	NY Rangers	2-5 L	5-7-1
14	Nov. 7	@ Atlanta	2-4 L	5-8-1
15	Nov. 8	@ Detroit	6-4 W	6-8-1
16	Nov. 10	Minnesota	2-3 L	6-9-1
17	Nov. 12	Philadelphia	0-4 L	6-10-1
18	Nov. 16	Pittsburgh	3-6 L	6-11-1
19	Nov. 18	Montreal	2-4 L	6-12-1
20	Nov. 21	Chicago	5-2 W	7-12-1
21	Nov. 23	@ Colorado	7-2 W	8-12-1
22	Nov. 25	NY Islanders	2-5 L	8-13-1
23	Nov. 28	@ St. Louis	6-3 W	9-13-1
24	Nov. 29	@ Chicago	1-1 T	9-13-2
25	Dec. 1	Detroit	2-1 W	10-13-2
26	Dec. 5	Atlanta	3-0 W	11-13-2
27	Dec. 7	Chicago	4-2 W	12-13-2
28	Dec. 9	Washington	5-7 L	12-14-2
29	Dec. 12	@ Boston	3-7 L	12-15-2
30	Dec. 13	@ Toronto	1-5 L	12-16-2
31	Dec. 16	@ Pittsburgh	1-6 L	12-17-2
32	Dec. 17	@ Buffalo	3-6 L	12-18-2
33	Dec. 19	@ Minnesota	3-5 L	12-19-2
34	Dec. 20	@ Detroit	2-7 L	12-20-2
35	Dec. 23	Los Angeles	2-0 W	13-20-2
36	Dec. 28	Buffalo	3-3 T	13-20-3
37	Dec. 30	@ Los Angeles	0-4 L	13-21-3
38	Jan. 2	@ NY Islanders	0-9 L	13-22-3
39	Jan. 3	@ Pittsburgh	5-3 W	14-22-3
40	Jan. 5	@ NY Rangers	4-6 L	14-23-3

No	Date	Opponent	Score	Record
41	Jan. 6	@ Montreal	0-2 L	14-24-3
42	Jan. 8	@ Toronto	5-1 W	15-24-3
43	Jan. 11	St. Louis	4-3 W	16-24-3
44	Jan. 13	@ St. Louis	3-3 T	16-24-4
45	Jan. 14	@ Washington	3-5 L	16-25-4
46	Jan. 16	Montreal	2-2 T	16-25-5
47	Jan. 19	Toronto	3-3 T	16-25-6
48	Jan. 24	Chicago	0-5 L	16-26-6
49	Jan. 26	St. Louis	4-1 W	17-26-6
50	Jan. 27	@ Colorado	2-2 T	17-26-7
51	Jan. 30	NY Rangers	3-5 L	17-27-7
52	Feb. 1	@ Atlanta	1-4 L	17-28-7
53	Feb. 3	@ Washington	5-1 W	18-28-7
54	Feb. 4	@ Boston	1-6 L	18-29-7
55	Feb. 13	@ St. Louis	3-3 T	18-29-8
56	Feb. 14	@ Minnesota	1-8 L	18-30-8
57	Feb. 17	NY Islanders	3-5 L	18-31-8
58	Feb. 20	Philadelphia	3-3 T	18-31-9
59	Feb. 22	Colorado	0-3 W	19-31-9
60	Feb. 24	Boston	3-4 L	19-32-9
61	Feb. 26	@ Los Angeles	0-2 L	19-33-9
62	Feb. 28	Chicago	4-4 T	19-33-10
63	Mar. 2	Washington	2-6 L	19-34-10
64	Mar. 4	Los Angeles	2-3 L	19-35-10
65	Mar. 7	@ Toronto	0-2 L	19-36-10
66	Mar. 8	@ Montreal	1-11 L	19-37-10
67	Mar. 10	Colorado	1-3 L	19-38-10
68	Mar. 13	Pittsburgh	3-9 L	19-39-10
69	Mar. 15	@ Buffalo	2-4 L	19-40-10
70	Mar. 16	@ Colorado	4-1 W	20-40-10
71	Mar. 18	Atlanta	2-1 W	21-40-10
72	Mar. 21	St. Louis	1-1 T	21-40-11
73	Mar. 23	Buffalo	3-4 L	21-41-11
74	Mar. 25	Minnesota	2-1 W	22-41-11
75	Mar. 27	Detroit	5-2 W	23-41-11
76	Mar. 29	@ Philadelphia	0-5 L	23-42-11
77	Mar. 31	@ Colorado	2-0 W	24-42-11
78	Apr. 1	@ Chicago	2-2 T	24-42-12
79	Apr. 3	Colorado	2-1 W	25-42-12
80	Apr. 6	Minnesota	2-2 T	25-42-13

# 1979.80 SEASON RECORD

## SMYTHE DIVISION FINISH

3rd (70 Points)

## COACH

Harry Neale

## GM

Jake Milford

## CAPTAIN

Kevin McCarthy

## SCORING

Player	GP	G	A	PTS	PIM	Player	GP	G	A	PTS	PIM	
Smyl	77	31	47	78	204	Manery	21	2	1	3	15	
Gradin	80	30	45	75	22	McIlhargey	24	0	2	2	41	
Boldirev	ATL 52	16	24	40	20	Lupul	51	9	11	20	24	
	VAN 27	16	11	27	14	Ashton	47	5	14	19	11	
Williams	TOR 55	22	18	40	197	Kearns	67	1	18	19	24	
	VAN 23	8	5	13	81	Blight	33	12	6	18	54	
McCarthy	79	15	30	45	70	Manno	40	3	14	17	14	
Fraser	78	17	25	42	143	Hughes	52	2	11	13	181	
Lever	51	21	17	38	32	Logan	CHI 12	2	3	5	34	
Lindgren	73	5	30	35	66		VAN 33	1	5	6	109	
Derlago	54	11	15	26	27	Callander	4	1	1	2	0	
Brasar	MIN 22	1	14	15	0	Goodenough	5	0	2	2	2	
	VAN 48	9	10	19	7	Hubick	5	0	1	1	0	
Gillis	67	13	17	30	108	Minor	5	0	1	1	2	
Rota	ATL 44	10	8	18	49	Affleck	5	0	1	1	0	
	VAN 26	5	6	11	29	Hanlon	57	0	1	1	43	
Oddleifson	75	8	20	28	76	Hazlett	1	0	0	0	0	
Snepsts	79	3	20	23	202	Tudor	2	0	0	0	0	
Vaive	47	13	8	21	111	Bromley	15	0	0	0	2	
Butler	TOR 55	7	8	15	29	<b>Goaltender</b>	<b>GPI</b>	<b>MIN</b>	<b>GA</b>	<b>SO</b>	<b>AVG</b>	<b>W-L-T</b>
	VAN 23	4	4	8	21	Bromley	15	860	43	1	3.00	8-2-4
Sedlbauer	32	10	4	14	7	Hanlon	57	3,341	193	0	3.47	17-29-10
Holt	22	1	3	4	80	Ridley	10	559	39	0	3.91	2-6-2
Smith	19	1	3	4	50							

## RESULTS

No	Date	Opponent	Score	Record	No	Date	Opponent	Score	Record
1	Oct. 9	St. Louis	2-5 L	0-1-0	41	Jan. 8	@ NY Islanders	0-3 L	15-19-7
2	Oct. 12	Detroit	3-1 W	1-1-0	42	Jan. 9	@ Pittsburgh	2-4 L	15-20-7
3	Oct. 14	@ Edmonton	4-4 T	1-1-1	43	Jan. 11	@ Washington	4-7 L	15-21-7
4	Oct. 17	@ St. Louis	5-1 W	2-1-1	44	Jan. 12	@ Toronto	4-6 L	15-22-7
5	Oct. 18	@ NY Rangers	3-6 L	2-2-1	45	Jan. 16	Atlanta	3-5 L	15-23-7
6	Oct. 20	@ Toronto	0-2 L	2-3-1	46	Jan. 18	Buffalo	2-2 T	15-23-8
7	Oct. 21	@ Buffalo	3-3 T	2-3-2	47	Jan. 22	Colorado	3-5 L	15-24-8
8	Oct. 24	Toronto	5-1 W	3-3-2	48	Jan. 23	NY Rangers	4-6 L	15-25-8
9	Oct. 27	Washington	5-3 W	4-3-2	49	Jan. 27	Toronto	2-5 L	15-26-8
10	Oct. 31	NY Islanders	2-2 T	4-3-3	50	Jan. 29	Montreal	3-4 L	15-27-8
11	Nov. 2	Boston	3-3 T	4-3-4	51	Feb. 2	@ Minnesota	5-4 W	16-27-8
12	Nov. 4	NY Rangers	2-4 L	4-4-4	52	Feb. 3	@ Buffalo	0-3 L	16-28-8
13	Nov. 6	Minnesota	7-7 T	4-4-5	53	Feb. 7	@ Philadelphia	4-1 W	17-28-8
14	Nov. 10	@ Detroit	2-1 W	5-4-5	54	Feb. 9	@ Montreal	4-3 W	18-28-8
15	Nov. 11	@ Philadelphia	4-5 L	5-5-5	55	Feb. 12	@ Hartford	5-5 T	18-28-9
16	Nov. 13	@ Atlanta	5-3 W	6-5-5	56	Feb. 16	Washington	3-5 L	18-29-9
17	Nov. 14	@ Chicago	5-2 W	7-5-5	57	Feb. 17	NY Islanders	4-2 W	19-29-9
18	Nov. 16	Pittsburgh	5-2 W	8-5-5	58	Feb. 19	St. Louis	1-3 L	19-30-9
19	Nov. 18	Montreal	5-2 W	9-5-5	59	Feb. 22	Philadelphia	3-7 L	19-31-9
20	Nov. 20	Los Angeles	1-5 L	9-6-5	60	Feb. 23	Boston	4-4 T	19-31-10
21	Nov. 23	Philadelphia	2-5 L	9-7-5	61	Feb. 26	@ Minnesota	4-5 L	19-32-10
22	Nov. 24	@ Winnipeg	3-5 L	9-8-5	62	Feb. 29	@ Winnipeg	3-3 T	19-32-11
23	Nov. 28	Winnipeg	4-2 W	10-8-5	63	Mar. 1	@ Edmonton	5-2 W	20-32-11
24	Nov. 30	Chicago	1-1 T	10-8-6	64	Mar. 4	Winnipeg	2-1 W	21-32-11
25	Dec. 2	@ Quebec	1-3 L	10-9-6	65	Mar. 5	Chicago	3-3 T	21-32-12
26	Dec. 4	@ NY Islanders	5-1 W	11-9-6	66	Mar. 7	Atlanta	3-9 L	21-33-12
27	Dec. 5	@ Pittsburgh	3-3 T	11-9-7	67	Mar. 9	@ Colorado	4-4 T	21-33-13
28	Dec. 8	@ Detroit	1-5 L	11-10-7	68	Mar. 10	@ Atlanta	5-2 W	22-33-13
29	Dec. 9	@ Boston	3-5 L	11-11-7	69	Mar. 13	@ Hartford	1-3 L	22-34-13
30	Dec. 11	Hartford	5-3 W	12-11-7	70	Mar. 15	@ Boston	2-2 T	22-34-14
31	Dec. 14	Colorado	5-3 W	13-11-7	71	Mar. 16	@ Quebec	3-2 W	23-34-14
32	Dec. 15	@ Los Angeles	3-4 L	13-12-7	72	Mar. 19	Buffalo	3-3 T	23-34-15
33	Dec. 19	@ NY Rangers	3-5 L	13-13-7	73	Mar. 21	Detroit	2-5 L	23-35-15
34	Dec. 21	@ Washington	1-2 L	13-14-7	74	Mar. 23	Quebec	2-6 L	23-36-15
35	Dec. 22	@ Montreal	2-4 L	13-15-7	75	Mar. 25	Pittsburgh	2-4 L	23-37-15
36	Dec. 28	Edmonton	3-5 L	13-16-7	76	Mar. 28	Hartford	4-4 T	23-37-16
37	Dec. 29	Quebec	6-2 W	14-16-7	77	Mar. 30	Minnesota	5-3 W	24-37-16
38	Jan. 3	@ St. Louis	2-6 L	14-17-7	78	Apr. 1	Edmonton	5-0 W	25-37-16
39	Jan. 4	@ Colorado	4-2 W	15-17-7	79	Apr. 3	Los Angeles	4-2 W	26-37-16
40	Jan. 6	@ Chicago	1-3 L	15-18-7	80	Apr. 5	@ Los Angeles	5-3 W	27-37-16

# 1980.81 SEASON RECORD

## SMYTHE DIVISION FINISH

3rd (76 Points)

## COACH

Harry Neale

## GM

Jake Milford

## CAPTAIN

Kevin McCarthy

## SCORING

Player	GP	G	A	PTS	PIM
Gradin	79	21	48	69	34
Smyl	80	25	38	63	171
Brasar	80	22	41	63	8
Williams	77	35	27	62	343
Schmautz	73	27	34	61	137
Boldirev	72	26	33	59	34
MacDonald	EDM 51	19	24	43	27
	VAN 12	5	9	14	10
Rota	80	25	31	56	124
McCarthy	80	16	37	53	85
Fraser	77	25	24	49	118
Ashton	77	18	11	29	57
Lanz	76	7	22	29	40
Butler	80	12	14	26	60
Minor	74	10	14	24	108
Lindgren	52	4	18	22	32
Halward	LA 51	4	15	19	96
	VAN 7	0	1	1	4

Player	GP	G	A	PTS	PIM
Snepsts	76	3	16	19	212
Marois	NYR 8	1	2	3	46
	VAN 50	4	12	16	115
Kearns	46	1	14	15	28
Manno	20	0	11	11	30
Campbell	42	1	8	9	75
Gillis	11	0	4	4	4
Christie	9	1	1	2	0
Lupul	7	0	2	2	2
Blight	3	1	0	1	4
Hanlon	17	0	1	1	10
Bromley	20	0	1	1	0
Primeau	2	0	0	0	4
Logan	7	0	0	0	13
Oddleifson	8	0	0	0	6

Goaltender	GPI	MIN	GA	SO	AVG	W-L-T
Brodeur	52	3,024	177	0	3.51	17-18-16
Bromley	20	978	62	0	3.80	6-6-4
Hanlon	17	798	59	1	4.44	5-8-0

## RESULTS

No	Date	Opponent	Score	Record
1	Oct. 10	Detroit	5-3 W	1-0-0
2	Oct. 12	Quebec	8-2 W	2-0-0
3	Oct. 15	@ Chicago	2-4 L	2-1-0
4	Oct. 16	@ Philadelphia	5-2 W	3-1-0
5	Oct. 18	@ Montreal	1-4 L	3-2-0
6	Oct. 21	@ NY Islanders	6-3 W	4-2-0
7	Oct. 22	@ NY Rangers	2-3 L	4-3-0
8	Oct. 24	Boston	3-2 W	5-3-0
9	Oct. 26	Toronto	8-5 W	6-3-0
10	Oct. 29	@ Quebec	3-3 T	6-3-1
11	Nov. 1	@ Hartford	4-4 T	6-3-2
12	Nov. 2	@ Buffalo	3-4 L	6-4-2
13	Nov. 5	Edmonton	4-3 W	7-4-2
14	Nov. 7	Minnesota	3-2 W	8-4-2
15	Nov. 8	NY Rangers	6-4 W	9-4-2
16	Nov. 11	St. Louis	2-8 L	9-5-2
17	Nov. 14	Montreal	3-3 T	9-5-3
18	Nov. 16	Los Angeles	2-3 L	9-6-3
19	Nov. 18	Winnipeg	6-1 W	10-6-3
20	Nov. 19	@ Edmonton	6-4 W	11-6-3
21	Nov. 22	@ Hartford	3-4 L	11-7-3
22	Nov. 23	@ NY Rangers	2-2 T	11-7-4
23	Nov. 26	@ Pittsburgh	7-4 W	12-7-4
24	Nov. 28	Chicago	6-4 W	13-7-4
25	Nov. 29	Philadelphia	3-3 T	13-7-5
26	Dec. 3	Hartford	4-4 T	13-7-6
27	Dec. 4	@ Los Angeles	1-3 L	13-8-6
28	Dec. 7	NY Islanders	3-5 L	13-9-6
29	Dec. 9	@ Washington	4-2 W	14-9-6
30	Dec. 10	@ Toronto	8-5 W	15-9-6
31	Dec. 13	@ Boston	2-1 W	16-9-6
32	Dec. 14	@ Buffalo	2-2 T	16-9-7
33	Dec. 17	Montreal	4-4 T	16-9-8
34	Dec. 19	Pittsburgh	10-4 W	17-9-8
35	Dec. 21	Buffalo	3-3 T	17-9-9
36	Dec. 26	Los Angeles	3-6 L	17-10-9
37	Dec. 28	St. Louis	2-3 L	17-11-9
38	Dec. 30	Washington	3-3 T	17-11-10
39	Jan. 2	@ Detroit	2-2 T	17-11-11
40	Jan. 3	@ St. Louis	3-6 L	17-12-11

No	Date	Opponent	Score	Record
41	Jan. 6	@ Colorado	7-3 W	18-12-11
42	Jan. 7	@ Minnesota	1-1 T	18-12-12
43	Jan. 9	@ Winnipeg	4-4 T	18-12-13
44	Jan. 13	Colorado	3-3 T	18-12-14
45	Jan. 16	Detroit	3-1 W	19-12-14
46	Jan. 17	@ Colorado	5-2 W	20-12-14
47	Jan. 20	Toronto	2-2 T	20-12-15
48	Jan. 21	@ Edmonton	1-5 L	20-13-15
49	Jan. 24	NY Rangers	5-7 L	20-14-15
50	Jan. 28	@ Chicago	3-7 L	20-15-15
51	Jan. 29	@ Washington	1-3 L	20-16-15
52	Feb. 1	Calgary	6-2 W	21-16-15
53	Feb. 3	Washington	3-3 T	21-16-16
54	Feb. 7	@ St. Louis	2-9 L	21-17-16
55	Feb. 8	@ Detroit	2-3 L	21-18-16
56	Feb. 12	@ Philadelphia	3-4 L	21-19-16
57	Feb. 14	@ Pittsburgh	2-2 T	21-19-17
58	Feb. 15	@ Minnesota	2-7 L	21-20-17
59	Feb. 18	Boston	5-7 L	21-21-17
60	Feb. 20	Quebec	3-9 L	21-22-17
61	Feb. 22	Calgary	3-5 L	21-23-17
62	Feb. 24	Philadelphia	6-4 W	22-23-17
63	Feb. 26	@ Los Angeles	3-4 L	22-24-17
64	Feb. 27	NY Islanders	1-5 L	22-25-17
65	Mar. 1	Hartford	3-0 W	23-25-17
66	Mar. 4	@ Toronto	5-2 W	24-25-17
67	Mar. 7	@ NY Islanders	1-3 L	24-26-17
68	Mar. 8	@ Boston	1-4 L	24-27-17
69	Mar. 10	@ Calgary	2-11 L	24-28-17
70	Mar. 13	Chicago	5-3 W	25-28-17
71	Mar. 14	Buffalo	2-1 W	26-28-17
72	Mar. 17	Pittsburgh	4-3 W	27-28-17
73	Mar. 21	@ Montreal	3-5 L	27-29-17
74	Mar. 23	@ Quebec	3-3 T	27-29-18
75	Mar. 25	Colorado	4-4 T	27-29-19
76	Mar. 27	@ Winnipeg	10-2 W	28-29-19
77	Mar. 29	Minnesota	2-4 L	28-30-19
78	Apr. 1	Winnipeg	4-4 T	28-30-10
79	Apr. 3	Edmonton	2-7 L	28-31-20
80	Apr. 4	@ Calgary	5-6 L	28-32-20

# 1981.82 SEASON RECORD

## SMYTHE DIVISION FINISH

2nd (77 Points)

## COACH

Harry Neale,  
Roger Neilson

## GM

Jake Milford

## CAPTAIN

Kevin McCarthy

## SCORING

Player	GP	G	A	PTS	PIM
Gradin	76	37	49	86	32
Smyl	80	34	44	78	144
Boldirev	78	33	40	73	45
Fraser	79	28	39	67	175
Hlinka	72	23	37	60	16
Currie	STL 48	18	22	40	17
	VAN 12	5	3	8	2
Molin	72	15	31	46	10
McCarthy	71	6	39	45	84
Rota	51	20	20	40	139
Williams	77	17	21	38	341
MacDonald	59	18	15	33	20
Niil	STL 61	9	12	21	127
	VAN 8	1	2	3	5
Lindgren	75	5	16	21	74
Brasar	53	6	12	18	6
Lupul	41	10	7	17	26
Delorme	59	9	8	17	177

Player	GP	G	A	PTS	PIM
Halward	37	4	13	17	40
Snepsts	68	3	14	17	153
Lanz	39	3	11	14	48
Crawford	40	4	8	12	29
Belland	28	3	6	9	16
Eldebrink	38	1	8	9	21
Campbell	47	0	8	8	131
Butler	25	3	1	4	15
Lemay	5	1	2	3	0
Bubla	23	1	1	2	16
Brodeur	52	0	2	2	0
McDonnell	7	0	1	1	12
Minor	13	0	1	1	6
Schliebener	22	0	1	1	10
Butcher	5	0	0	0	9

Goaltender	GPI	MIN	GA	SO	AVG	W-L-T
Heinz	3	180	9	1	3.00	2-1-0
Brodeur	52	3,010	168	2	3.35	20-18-12
Hanlon	28	1,610	106	1	3.95	8-14-5

## RESULTS

No	Date	Opponent	Score	Record
1	Oct. 6	Colorado	4-2 W	1-0-0
2	Oct. 8	@ Calgary	1-1 T	1-0-1
3	Oct. 9	Edmonton	6-2 W	2-0-1
4	Oct. 11	@ Buffalo	2-2 T	2-0-2
5	Oct. 14	@ NY Rangers	1-2 L	2-1-2
6	Oct. 15	@ NY Islanders	1-4 L	2-2-2
7	Oct. 17	@ Montreal	4-10 L	2-3-2
8	Oct. 19	@ Quebec	3-6 L	2-4-2
9	Oct. 23	Hartford	2-2 T	2-4-3
10	Oct. 25	Pittsburgh	4-6 L	2-5-3
11	Oct. 28	Washington	3-0 W	3-5-3
12	Oct. 31	@ Philadelphia	8-4 W	4-5-3
13	Nov. 1	@ Detroit	1-3 L	4-6-3
14	Nov. 4	@ Hartford	4-1 W	5-6-3
15	Nov. 5	@ Boston	1-2 L	5-7-3
16	Nov. 8	Winnipeg	5-1 W	6-7-3
17	Nov. 11	Quebec	6-5 W	7-7-3
18	Nov. 14	Montreal	1-4 L	7-8-3
19	Nov. 15	@ Calgary	7-4 W	8-8-3
20	Nov. 19	Detroit	8-3 W	9-8-3
21	Nov. 21	@ Edmonton	3-8 L	9-9-3
22	Nov. 22	Colorado	5-5 T	9-9-4
23	Nov. 25	Chicago	6-2 W	10-9-4
24	Nov. 27	@ Colorado	6-3 W	11-9-4
25	Nov. 28	@ Los Angeles	2-3 L	11-10-4
26	Dec. 2	Minnesota	5-0 W	12-10-4
27	Dec. 4	@ Edmonton	3-7 L	12-11-4
28	Dec. 5	Edmonton	3-3 T	12-11-5
29	Dec. 9	NY Islanders	4-3 W	13-11-5
30	Dec. 12	@ Los Angeles	5-7 L	13-12-5
31	Dec. 13	Calgary	6-7 L	13-13-5
32	Dec. 16	Toronto	6-6 T	13-13-6
33	Dec. 18	@ Colorado	1-3 L	13-14-6
34	Dec. 19	@ St. Louis	0-5 L	13-15-6
35	Dec. 22	Minnesota	4-4 T	13-15-7
36	Dec. 23	@ Edmonton	1-6 L	13-16-7
37	Dec. 26	Los Angeles	2-2 T	13-16-8
38	Dec. 29	Boston	3-5 L	13-17-8
39	Dec. 31	Edmonton	3-1 W	14-17-8
40	Jan. 2	@ Washington	2-5 L	14-18-8

No	Date	Opponent	Score	Record
41	Jan. 4	@ NY Islanders	1-4 L	14-19-8
42	Jan. 7	@ NY Rangers	1-4 L	14-20-8
43	Jan. 9	@ Pittsburgh	3-4 L	14-21-8
44	Jan. 10	@ Chicago	2-3 L	14-22-8
45	Jan. 13	Calgary	5-1 W	15-22-8
46	Jan. 15	Los Angeles	3-3 T	15-22-9
47	Jan. 17	Pittsburgh	3-3 T	15-22-10
48	Jan. 19	St. Louis	4-5 L	15-23-10
49	Jan. 22	Edmonton	3-4 L	15-24-10
50	Jan. 24	Los Angeles	5-5 T	15-24-11
51	Jan. 27	Buffalo	4-3 W	16-24-11
52	Jan. 30	Philadelphia	4-2 W	17-24-11
53	Feb. 2	NY Rangers	3-4 L	17-25-11
54	Feb. 3	Toronto	3-1 W	18-25-11
55	Feb. 6	@ Los Angeles	4-5 L	18-26-11
56	Feb. 10	@ Toronto	4-1 W	19-26-11
57	Feb. 11	@ Detroit	4-4 T	19-26-12
58	Feb. 13	@ St. Louis	3-2 W	20-26-12
59	Feb. 15	@ Chicago	4-1 W	21-26-12
60	Feb. 17	Boston	6-3 W	22-26-12
61	Feb. 20	Hartford	4-2 W	23-26-12
62	Feb. 23	Calgary	2-2 T	23-26-13
63	Feb. 25	@ Calgary	4-11 L	23-27-13
64	Feb. 26	@ Colorado	4-3 W	24-27-13
65	Feb. 28	Philadelphia	3-3 T	24-27-14
66	Mar. 3	@ Colorado	2-3 L	24-28-14
67	Mar. 6	@ Minnesota	1-3 L	24-29-14
68	Mar. 7	@ Winnipeg	2-5 L	24-30-14
69	Mar. 10	Buffalo	4-7 L	24-31-14
70	Mar. 11	@ Calgary	3-6 L	24-32-14
71	Mar. 13	@ Edmonton	3-5 L	24-33-14
72	Mar. 17	@ Washington	6-6 T	24-33-15
73	Mar. 18	@ Montreal	4-2 W	25-33-15
74	Mar. 20	@ Quebec	3-3 T	25-33-16
75	Mar. 24	Colorado	5-4 W	26-33-16
76	Mar. 27	Calgary	7-2 W	27-33-16
77	Mar. 28	Winnipeg	5-0 W	28-33-16
78	Mar. 31	Colorado	4-4 T	28-33-17
79	Apr. 3	@ Los Angeles	6-0 W	29-33-17
80	Apr. 4	Los Angeles	7-4 W	30-33-17

CANUCKS

PLAYERS

IN THE SYSTEM

2020-21 REVIEW

OPPONENTS

HISTORY

ALL-TIME RECORDS

PLAYOFFS

NHL

MEDIA SERVICES

# 1982.83 SEASON RECORD

## SMYTHE DIVISION FINISH

3rd (75 Points)

## COACH

Roger Neilson

## GM

Harry Neale

## CAPTAIN

Stan Smyl

## SCORING

Player	GP	G	A	PTS	PIM	
Smyl	74	38	50	88	114	
Gradin	80	32	54	86	61	
Rota	73	42	38	81	88	
Hlinka	65	19	44	63	12	
Halward	75	19	33	52	83	
Lanz	74	10	38	48	46	
Sundstrom	74	23	23	46	30	
McCarthy	74	12	28	40	88	
Molin	58	12	27	39	23	
Bubla	72	2	28	30	59	
Lupul	40	18	10	28	46	
Boldirev	39	5	20	25	12	
Nill	65	7	15	22	136	
Williams	68	8	13	21	265	
Lemay	44	11	9	20	41	
Lindgren	64	6	14	20	48	
Tanti	CHI	1	0	1	0	
	VAN	39	8	8	16	16
Butcher	55	1	13	14	105	
Kirton	DET	10	1	1	2	6
	VAN	31	4	6	10	4
Fraser	36	6	7	13	99	

Player	GP	G	A	PTS	PIM	
Delorme	56	5	8	13	87	
Snepsts	46	2	8	10	80	
Crawford	41	4	5	9	28	
MacDonald	17	3	4	7	2	
Belland	14	2	4	6	4	
Minor	39	1	5	6	57	
Kulak	4	1	1	2	0	
Currie	8	1	1	2	0	
Eldebrink	5	1	1	2	0	
Garrett	QUE	17	0	1	1	2
	VAN	17	0	1	1	0
Brodeur	58	0	1	1	2	
Caprice	1	0	0	0	0	
Petit	2	0	0	0	0	
Ellacott	12	0	0	0	0	

Goaltender	GPI	MIN	GA	SO	AVG	W-L-T	
Garrett	VAN	17	934	48	1	3.08	7-6-3
	QUE	17	953	64	0	4.03	6-8-2
Brodeur	58	3,291	208	0	3.79	21-26-8	
Ellacott	12	555	41	0	4.43	2-3-4	
Caprice	1	20	3	0	9.00	0-0-0	

## RESULTS

No	Date	Opponent	Score	Record
1	Oct. 5	NY Islanders	2-1 W	1-0-0
2	Oct. 6	@ Los Angeles	3-3 T	1-0-1
3	Oct. 9	Edmonton	3-6 L	1-1-1
4	Oct. 12	@ Pittsburgh	4-5 L	1-2-1
5	Oct. 14	@ Boston	1-2 L	1-3-1
6	Oct. 16	@ Hartford	5-6 L	1-4-1
7	Oct. 19	@ NY Islanders	4-5 L	1-5-1
8	Oct. 20	@ NY Rangers	5-6 L	1-6-1
9	Oct. 23	Boston	3-2 W	2-6-1
10	Oct. 26	Hartford	8-1 W	3-6-1
11	Oct. 29	Chicago	2-2 T	3-6-2
12	Oct. 31	@ Edmonton	3-2 W	4-6-2
13	Nov. 2	@ Quebec	5-2 W	5-6-2
14	Nov. 4	@ Philadelphia	4-3 W	6-6-2
15	Nov. 6	@ Montreal	2-4 L	6-7-2
16	Nov. 7	@ Buffalo	1-3 L	6-8-2
17	Nov. 10	Los Angeles	4-2 W	7-8-2
18	Nov. 13	@ Winnipeg	2-3 L	7-9-2
19	Nov. 14	@ Winnipeg	5-6 L	7-10-2
20	Nov. 16	Detroit	4-4 T	7-10-3
21	Nov. 20	@ Edmonton	3-3 T	7-10-4
22	Nov. 21	Washington	5-3 W	8-10-4
23	Nov. 23	Quebec	5-2 W	9-10-4
24	Nov. 26	New Jersey	4-4 T	9-10-5
25	Nov. 28	Philadelphia	5-5 T	9-10-6
26	Nov. 30	Los Angeles	2-5 L	9-11-6
27	Dec. 3	Calgary	4-5 L	9-12-6
28	Dec. 5	St. Louis	6-3 W	10-12-6
29	Dec. 8	@ Toronto	7-3 W	11-12-6
30	Dec. 9	@ Minnesota	6-9 L	11-13-6
31	Dec. 11	@ St. Louis	3-1 W	12-13-6
32	Dec. 15	Montreal	2-3 L	12-14-6
33	Dec. 16	@ Calgary	3-2 W	13-14-6
34	Dec. 18	Minnesota	3-3 T	13-14-7
35	Dec. 23	Calgary	3-6 L	13-15-7
36	Dec. 26	@ Los Angeles	2-4 L	13-16-7
37	Dec. 28	Winnipeg	4-4 T	13-16-8
38	Dec. 31	Edmonton	1-8 L	13-17-8
39	Jan. 2	@ New Jersey	1-3 L	13-18-8
40	Jan. 4	@ Philadelphia	1-4 L	13-19-8

No	Date	Opponent	Score	Record
41	Jan. 6	@ Hartford	6-4 W	14-19-8
42	Jan. 7	@ Buffalo	5-5 T	14-19-8
43	Jan. 12	Calgary	4-6 L	14-20-9
44	Jan. 13	@ Calgary	2-5 L	14-21-9
45	Jan. 16	Winnipeg	6-4 W	15-21-9
46	Jan. 18	NY Rangers	3-3 T	15-21-10
47	Jan. 19	@ Edmonton	4-9 L	15-22-10
48	Jan. 22	Edmonton	4-3 W	16-22-10
49	Jan. 25	@ Detroit	2-6 L	16-23-10
50	Jan. 26	@ Chicago	5-1 W	17-23-10
51	Jan. 29	NY Islanders	3-5 L	17-24-10
52	Feb. 1	Montreal	3-7 L	17-25-10
53	Feb. 5	@ Toronto	4-6 L	17-26-10
54	Feb. 6	@ New Jersey	4-4 T	17-26-11
55	Feb. 9	@ Pittsburgh	6-2 W	18-26-11
56	Feb. 13	@ Boston	1-3 L	18-27-11
57	Feb. 15	@ Winnipeg	4-7 L	18-28-11
58	Feb. 18	Washington	1-2 L	18-29-11
59	Feb. 20	Los Angeles	5-2 W	19-29-11
60	Feb. 22	St. Louis	6-3 W	20-29-11
61	Feb. 24	@ Los Angeles	0-8 L	20-30-11
62	Feb. 25	Toronto	1-4 L	20-31-11
63	Feb. 27	Calgary	6-2 W	21-31-11
64	Mar. 1	@ Calgary	1-8 L	21-32-11
65	Mar. 2	@ Winnipeg	3-0 W	22-32-11
66	Mar. 5	Winnipeg	5-4 W	23-32-11
67	Mar. 6	Winnipeg	6-2 W	24-32-11
68	Mar. 8	NY Rangers	7-3 W	25-32-11
69	Mar. 12	Buffalo	8-3 W	26-32-11
70	Mar. 14	@ Minnesota	3-6 L	26-33-11
71	Mar. 16	@ Edmonton	3-4 L	26-34-11
72	Mar. 18	Quebec	7-3 W	27-34-11
73	Mar. 20	Detroit	6-3 W	28-34-11
74	Mar. 21	Pittsburgh	7-3 W	29-34-11
75	Mar. 23	@ Washington	1-1 T	29-34-12
76	Mar. 25	Chicago	3-3 T	29-34-13
77	Mar. 27	Los Angeles	8-4 W	30-34-13
78	Mar. 29	Edmonton	4-7 L	30-35-13
79	Mar. 31	@ Calgary	4-4 T	30-35-14
80	Apr. 3	@ Los Angeles	2-2 T	30-35-15

# 1983.84 SEASON RECORD

## SMYTHE DIVISION FINISH

3rd (73 Points)

## COACH

Roger Neilson,  
Harry Neale

## GM

Harry Neale

## CAPTAIN

Stan Smyl

## SCORING

Player	GP	G	A	PTS	PIM
Sundstrom	78	38	53	91	37
Tanti	79	45	41	86	50
Gradin	75	21	57	78	32
Smyl	80	24	43	67	136
Lanz	79	18	39	57	45
Rota	59	28	20	48	73
Lupul	69	17	27	44	51
Bubla	62	6	33	39	43
McNab	BOS 52	14	16	30	10
	VAN 13	1	6	7	10
Neely	56	16	15	31	57
Williams	67	15	16	31	294
Lemay	56	12	18	30	38
Halward	54	7	16	31	35
Gillis	37	9	13	22	7
Belland	44	7	13	20	24
Snepsts	79	4	16	20	152
McCarthy	47	2	14	16	61
Nil	51	9	6	15	78
Petit	44	6	9	15	53

Player	GP	G	A	PTS	PIM
Molin	42	6	7	13	4
Schliebener	51	2	10	12	48
Currie	18	3	3	6	2
Kirton	26	2	3	5	2
Delorme	64	2	2	4	68
Lanthier	11	2	1	3	2
Lindgren	7	1	2	3	4
Butcher	28	2	0	2	34
Martin	12	0	2	2	6
Brodeur	36	0	2	2	0
Hall	4	1	0	1	6
Crawford	19	0	1	1	9
Lidster	8	0	0	0	4
Minor	9	0	0	0	0
Caprice	19	0	0	0	2
Garrett	29	0	0	0	9

Goaltender	GPI	MIN	GA	SO	AVG	W-L-T
Caprice	19	1,098	62	1	3.39	8-8-2
Brodeur	36	2,110	141	1	4.01	10-21-5
Garrett	29	1,653	113	0	4.10	14-10-2

## RESULTS

No	Date	Opponent	Score	Record
1	Oct. 5	Calgary	3-5 L	0-1-0
2	Oct. 7	Minnesota	10-9 W	1-1-0
3	Oct. 9	Toronto	7-4 W	2-1-0
4	Oct. 11	@ St. Louis	2-3 L	2-2-0
5	Oct. 12	@ Chicago	1-2 L	2-3-0
6	Oct. 15	@ Montreal	4-5 L	2-4-0
7	Oct. 19	Edmonton	7-10 L	2-5-0
8	Oct. 21	New Jersey	5-4 W	3-5-0
9	Oct. 22	@ Edmonton	5-5 T	3-5-1
10	Oct. 25	St. Louis	7-1 W	4-5-1
11	Oct. 28	Hartford	5-4 W	5-5-1
12	Oct. 30	@ Calgary	3-4 L	5-6-1
13	Nov. 1	@ NY Islanders	3-6 L	5-7-1
14	Nov. 4	@ Washington	4-5 L	5-8-1
15	Nov. 5	@ Detroit	3-2 W	6-8-1
16	Nov. 9	Winnipeg	2-7 L	6-9-1
17	Nov. 11	Winnipeg	4-2 W	7-9-1
18	Nov. 13	Montreal	4-3 W	8-9-1
19	Nov. 16	@ Los Angeles	2-5 L	8-10-1
20	Nov. 18	Los Angeles	2-5 L	8-11-1
21	Nov. 20	Los Angeles	8-3 W	9-11-1
22	Nov. 23	@ Winnipeg	4-1 W	10-11-1
23	Nov. 26	Philadelphia	4-5 L	10-12-1
24	Nov. 28	@ NY Rangers	3-3 T	10-12-2
25	Nov. 30	@ Hartford	6-2 W	11-12-2
26	Dec. 1	@ Boston	1-7 L	11-13-2
27	Dec. 3	@ Toronto	5-5 T	11-13-3
28	Dec. 6	NY Islanders	2-5 L	11-14-3
29	Dec. 7	@ Edmonton	4-5 L	11-15-3
30	Dec. 10	Edmonton	3-2 W	12-15-3
31	Dec. 13	Quebec	6-2 W	13-15-3
32	Dec. 16	Calgary	5-3 W	14-15-3
33	Dec. 18	@ Buffalo	2-3 L	14-16-3
34	Dec. 20	@ Quebec	4-6 L	14-17-3
35	Dec. 21	@ Detroit	9-5 W	15-17-3
36	Dec. 26	Los Angeles	4-5 L	15-18-3
37	Dec. 28	Edmonton	2-4 L	15-19-3
38	Dec. 30	@ Calgary	1-5 L	15-20-3
39	Dec. 31	Boston	5-5 T	15-20-4
40	Jan. 3	@ Los Angeles	4-3 W	16-20-4

No	Date	Opponent	Score	Record
41	Jan. 4	@ Los Angeles	3-3 T	16-20-5
42	Jan. 7	@ Minnesota	0-2 L	16-21-5
43	Jan. 8	@ Chicago	0-2 L	16-22-5
44	Jan. 10	@ St. Louis	0-2 L	16-23-5
45	Jan. 13	Washington	4-6 L	16-24-5
46	Jan. 15	Hartford	5-0 W	17-24-5
47	Jan. 17	Buffalo	1-5 L	17-25-5
48	Jan. 18	@ Edmonton	5-7 L	17-26-5
49	Jan. 20	@ Winnipeg	6-6 T	17-26-6
50	Jan. 22	@ Winnipeg	4-6 L	17-27-6
51	Jan. 25	Edmonton	4-6 L	17-28-6
52	Jan. 27	Philadelphia	4-0 W	18-28-6
53	Jan. 29	New Jersey	3-2 W	19-28-6
54	Feb. 2	@ Los Angeles	2-4 L	19-29-6
55	Feb. 4	NY Rangers	4-5 L	19-30-6
56	Feb. 5	@ Calgary	2-4 L	19-31-6
57	Feb. 7	@ Quebec	4-2 W	20-31-6
58	Feb. 9	@ Montreal	7-6 W	21-31-6
59	Feb. 11	@ NY Islanders	4-6 L	21-32-6
60	Feb. 12	@ Philadelphia	6-5 W	22-32-6
61	Feb. 17	Pittsburgh	1-4 L	22-33-6
62	Feb. 19	Calgary	5-2 W	23-33-6
63	Feb. 21	Boston	2-5 L	23-34-6
64	Feb. 23	@ Calgary	2-3 L	23-35-6
65	Feb. 24	Los Angeles	5-3 W	24-35-6
66	Feb. 26	Toronto	4-4 T	24-35-7
67	Feb. 28	@ Washington	3-2 W	25-35-7
68	Feb. 29	@ Pittsburgh	9-5 W	26-35-7
69	Mar. 2	@ New Jersey	2-4 L	26-36-7
70	Mar. 4	@ NY Rangers	5-4 W	27-36-7
71	Mar. 7	Winnipeg	4-3 W	28-36-7
72	Mar. 9	Chicago	4-3 W	29-36-7
73	Mar. 11	@ Edmonton	2-12 L	29-37-7
74	Mar. 13	Pittsburgh	4-3 W	30-37-7
75	Mar. 17	Buffalo	2-5 L	30-38-7
76	Mar. 20	Detroit	3-6 L	30-39-7
77	Mar. 23	@ Winnipeg	4-3 W	31-39-7
78	Mar. 25	Calgary	4-4 T	31-39-8
79	Mar. 28	Winnipeg	5-1 W	32-39-8
80	Mar. 30	Minnesota	3-3 T	32-39-9

CANUCKS

PLAYERS

IN THE SYSTEM

2020-21 REVIEW

OPPONENTS

HISTORY

ALL-TIME RECORDS

PLAYOFFS

NHL

MEDIA SERVICES



# 1984.85 SEASON RECORD

## SMYTHE DIVISION FINISH

5th (59 Points)

## COACH

Bill LaForge,  
Harry Neale

## GM

Harry Neale

## CAPTAIN

Stan Smyl

## SCORING

Player	GP	G	A	PTS	PIM
Sundstrom	71	25	43	68	46
Smyl	80	27	37	64	100
Gradin	76	22	42	64	43
Tanti	68	39	20	59	45
Lemay	74	21	31	52	68
McNab	75	23	25	48	10
Neely	72	21	18	39	137
Skriko	72	21	14	35	10
MacAdam	80	14	20	34	27
Halward	71	7	27	34	82
Petit	69	5	26	31	127
Lidster	78	6	24	30	55
Lupul	66	12	17	29	82
Daigneault	67	4	23	27	69
Kirton	62	17	5	22	21
Lanz	57	2	17	19	69
Bubla	56	2	15	17	54
Gillis	37	5	11	16	23
Butcher	75	3	9	12	152

Player	GP	G	A	PTS	PIM
Lanthier	27	6	4	10	13
Belland	13	0	6	6	6
Hall	7	1	4	5	19
Delorme	31	1	2	3	51
Stevens	6	0	3	3	6
Caprice	28	0	2	2	0
Martin	12	0	1	1	39
Brodeur	51	0	1	1	4
Crawford	1	0	0	0	4
Holloway	2	0	0	0	0
Morrison	8	0	0	0	0
Coxe	9	0	0	0	49
Garrett	10	0	0	0	14
Schliebener	11	0	0	0	16

Goaltender	GPI	MIN	GA	SO	AVG	W-L-T
Brodeur	51	2,930	228	0	4.67	16-27-6
Caprice	28	1,523	122	0	4.81	8-14-3
Garrett	10	407	44	0	6.49	1-5-0

## RESULTS

No	Date	Opponent	Score	Record
1	Oct. 11	Quebec	2-5 L	0-1-0
2	Oct. 13	@ Los Angeles	6-5 W	1-1-0
3	Oct. 14	Calgary	5-7 L	1-2-0
4	Oct. 17	@ Pittsburgh	3-4 L	1-3-0
5	Oct. 18	@ Philadelphia	2-13 L	1-4-0
6	Oct. 20	@ Hartford	2-3 L	1-5-0
7	Oct. 23	@ NY Islanders	5-6 L	1-6-0
8	Oct. 24	@ Chicago	3-9 L	1-7-0
9	Oct. 28	Washington	2-5 L	1-8-0
10	Oct. 30	@ Edmonton	0-7 L	1-9-0
11	Oct. 31	Los Angeles	3-10 L	1-10-0
12	Nov. 3	Chicago	6-4 W	2-10-0
13	Nov. 7	@ Toronto	4-4 T	2-10-1
14	Nov. 9	@ Winnipeg	5-7 L	2-11-1
15	Nov. 10	@ Minnesota	5-5 T	2-11-2
16	Nov. 12	Montreal	3-5 L	2-12-2
17	Nov. 14	Detroit	3-2 W	3-12-2
18	Nov. 16	Pittsburgh	7-6 W	4-12-2
19	Nov. 17	@ Edmonton	0-7 L	4-13-2
20	Nov. 20	St. Louis	1-5 L	4-14-2
21	Nov. 21	@ Calgary	4-6 L	4-15-2
22	Nov. 23	Winnipeg	1-5 L	4-16-2
23	Nov. 25	Calgary	2-4 L	4-17-2
24	Nov. 27	St. Louis	1-6 L	4-18-2
25	Nov. 29	@ Los Angeles	1-12 L	4-19-2
26	Dec. 1	@ Los Angeles	3-6 L	4-20-2
27	Dec. 3	NY Islanders	4-5 L	4-21-2
28	Dec. 8	Edmonton	3-2 W	5-21-2
29	Dec. 11	@ Quebec	4-3 W	6-21-2
30	Dec. 13	@ Montreal	5-4 W	7-21-2
31	Dec. 15	@ Boston	1-2 L	7-22-2
32	Dec. 16	@ Buffalo	2-2 T	7-22-3
33	Dec. 20	@ Calgary	1-9 L	7-23-3
34	Dec. 21	@ Edmonton	3-1 W	8-23-3
35	Dec. 23	Calgary	4-5 L	8-24-3
36	Dec. 26	Los Angeles	3-3 T	8-24-4
37	Dec. 28	Philadelphia	4-7 L	8-25-4
38	Dec. 30	Edmonton	7-7 T	8-25-5
39	Jan. 2	@ NY Rangers	0-6 L	8-26-5
40	Jan. 3	@ New Jersey	6-4 W	9-26-5

No	Date	Opponent	Score	Record
41	Jan. 5	@ Toronto	4-1 W	10-26-5
42	Jan. 8	@ Philadelphia	3-5 L	10-27-5
43	Jan. 9	@ Pittsburgh	4-7 L	10-28-5
44	Jan. 13	Toronto	3-5 L	10-29-5
45	Jan. 15	NY Islanders	6-5 W	11-29-5
46	Jan. 18	Edmonton	4-4 T	11-29-6
47	Jan. 19	@ Edmonton	5-7 L	11-30-6
48	Jan. 21	Calgary	3-3 T	11-30-7
49	Jan. 23	Winnipeg	4-6 L	11-31-7
50	Jan. 25	Winnipeg	7-4 W	12-31-7
51	Jan. 26	@ Calgary	2-6 L	12-32-7
52	Jan. 30	Montreal	5-4 W	13-32-7
53	Feb. 1	Hartford	4-3 W	14-32-7
54	Feb. 3	NY Rangers	4-1 W	15-32-7
55	Feb. 6	@ St. Louis	0-4 L	15-33-7
56	Feb. 8	@ Winnipeg	5-5 T	15-33-8
57	Feb. 10	@ Winnipeg	5-3 W	16-33-8
58	Feb. 16	Boston	3-2 W	17-33-8
59	Feb. 19	New Jersey	7-5 W	18-33-8
60	Feb. 21	Washington	2-6 L	18-34-8
61	Feb. 23	Quebec	5-7 L	18-35-8
62	Feb. 26	@ Washington	2-3 L	18-36-8
63	Feb. 27	@ Detroit	5-11 L	18-37-8
64	Mar. 2	@ Boston	0-5 L	18-38-8
65	Mar. 3	@ Hartford	7-6 W	19-38-8
66	Mar. 6	NY Rangers	3-6 L	19-39-8
67	Mar. 8	Los Angeles	4-3 W	20-39-8
68	Mar. 10	Edmonton	6-3 W	21-39-8
69	Mar. 13	Buffalo	6-4 W	22-39-8
70	Mar. 15	Detroit	5-6 L	22-40-8
71	Mar. 17	Chicago	4-6 L	22-41-8
72	Mar. 20	@ Buffalo	5-4 W	23-41-8
73	Mar. 21	@ New Jersey	3-2 W	24-41-8
74	Mar. 23	@ Winnipeg	4-6 L	24-42-8
75	Mar. 25	@ Minnesota	3-5 L	24-43-8
76	Mar. 27	Winnipeg	3-5 L	24-44-8
77	Mar. 31	Minnesota	3-2 W	25-44-8
78	Apr. 3	@ Calgary	3-5 L	25-45-8
79	Apr. 5	Los Angeles	3-4 L	25-46-8
80	Apr. 6	@ Los Angeles	4-4 T	25-46-9

# 1985.86 SEASON RECORD

## SMYTHE DIVISION FINISH

4th (59 Points)

## COACH

Tom Watt

## GM

Jack Gordon

## CAPTAIN

Stan Smyl

## SCORING

Player	GP	G	A	PTS	PIM
Skriko	80	38	40	78	34
Tanti	77	39	33	72	85
Sundstrom	79	18	48	66	28
Smyl	73	27	35	62	144
Lanz	75	15	38	53	73
Gradin	71	14	27	41	34
Neely	73	14	20	34	126
Halward	70	8	25	33	111
Lemay	48	16	15	31	92
Peterson	77	8	23	31	94
Tambellini	48	15	15	30	12
Bubla	43	6	24	30	30
Lidster	78	12	16	28	56
Daigneault	64	5	23	28	45
Crawford	54	11	14	25	92
Lowry	73	10	8	18	143

Player	GP	G	A	PTS	PIM
Lanthier	62	7	10	17	12
Hall	19	5	5	10	6
Coxe	57	3	5	8	176
Petit	32	1	6	7	27
Lupul	19	4	1	5	12
Sandlak	23	1	3	4	10
Belland	7	1	2	3	4
Cochrane	49	0	3	3	125
Brodeur	64	0	2	2	16
Caprice	7	0	1	1	0
Bruce	12	0	1	1	14
Dunbar	1	0	0	0	2
Young	22	0	0	0	0

Goaltender	GPI	MIN	GA	SO	AVG	W-L-T
Young	22	1,023	61	0	3.58	4-9-3
Brodeur	64	3,541	240	2	4.07	19-31-8
Caprice	7	308	28	0	5.45	0-4-2

## RESULTS

No	Date	Opponent	Score	Record
1	Oct. 10	@ Los Angeles	6-5 W	1-0-0
2	Oct. 12	St. Louis	3-4 L	1-1-0
3	Oct. 14	NY Islanders	4-2 W	2-1-0
4	Oct. 16	Boston	3-3 T	2-1-1
5	Oct. 18	Los Angeles	5-4 W	3-1-1
6	Oct. 20	@ NY Rangers	3-4 L	3-2-1
7	Oct. 22	@ NY Islanders	2-2 T	3-2-2
8	Oct. 23	@ Detroit	5-0 W	4-2-2
9	Oct. 25	@ Buffalo	4-5 L	4-3-2
10	Oct. 27	@ Philadelphia	4-7 L	4-4-2
11	Oct. 30	Toronto	5-3 W	5-4-2
12	Nov. 2	Buffalo	6-2 W	6-4-2
13	Nov. 5	Edmonton	4-6 L	6-5-2
14	Nov. 8	@ Edmonton	0-13 L	6-6-2
15	Nov. 9	@ Winnipeg	7-2 W	7-6-2
16	Nov. 11	Detroit	5-0 W	8-6-2
17	Nov. 13	Pittsburgh	3-6 L	8-7-2
18	Nov. 15	@ Washington	3-5 L	8-8-2
19	Nov. 16	@ St. Louis	5-6 L	8-9-2
20	Nov. 19	@ Detroit	7-5 W	9-9-2
21	Nov. 20	@ Chicago	0-2 L	9-10-2
22	Nov. 22	New Jersey	5-6 L	9-11-2
23	Nov. 26	Chicago	3-5 L	9-12-2
24	Nov. 27	@ Edmonton	5-5 T	9-12-3
25	Nov. 29	Hartford	4-5 L	9-13-3
26	Dec. 2	@ Montreal	0-7 L	9-14-3
27	Dec. 4	@ Quebec	4-5 L	9-15-3
28	Dec. 6	@ New Jersey	1-4 L	9-16-3
29	Dec. 7	@ Washington	1-2 L	9-17-3
30	Dec. 11	Winnipeg	3-6 L	9-18-3
31	Dec. 14	Calgary	4-3 W	10-18-3
32	Dec. 15	@ Edmonton	3-5 L	10-19-3
33	Dec. 17	Washington	4-4 T	10-19-4
34	Dec. 20	Toronto	5-3 W	11-19-4
35	Dec. 21	@ Los Angeles	6-2 W	12-19-4
36	Dec. 23	Winnipeg	5-3 W	13-19-4
37	Dec. 27	Philadelphia	1-6 L	13-20-4
38	Dec. 29	Edmonton	3-5 L	13-21-4
39	Jan. 2	@ Minnesota	2-3 L	13-22-4
40	Jan. 5	@ Winnipeg	0-4 L	13-23-4

No	Date	Opponent	Score	Record
41	Jan. 7	@ Winnipeg	2-2 T	13-23-5
42	Jan. 9	@ Calgary	4-5 L	13-24-5
43	Jan. 10	Hartford	3-4 L	13-25-5
44	Jan. 14	NY Rangers	1-2 L	13-26-5
45	Jan. 17	Los Angeles	7-9 L	13-27-5
46	Jan. 18	@ Los Angeles	4-4 T	13-27-6
47	Jan. 21	New Jersey	5-3 W	14-27-6
48	Jan. 24	Pittsburgh	4-3 W	15-27-6
49	Jan. 29	Calgary	4-4 T	15-27-7
50	Jan. 31	Minnesota	10-5 W	16-27-7
51	Feb. 7	Winnipeg	5-2 W	17-27-7
52	Feb. 9	Winnipeg	3-3 T	17-27-8
53	Feb. 11	@ NY Islanders	0-1 L	17-28-8
54	Feb. 12	@ NY Rangers	2-5 L	17-29-8
55	Feb. 15	@ Pittsburgh	4-9 L	17-30-8
56	Feb. 16	@ Toronto	4-4 T	17-30-9
57	Feb. 18	@ Hartford	4-5 L	17-31-9
58	Feb. 21	Calgary	0-4 L	17-32-9
59	Feb. 23	Boston	1-6 L	17-33-9
60	Feb. 26	Montreal	2-4 L	17-34-9
61	Feb. 28	Philadelphia	3-1 W	18-34-9
62	Mar. 1	@ Calgary	2-3 L	18-35-9
63	Mar. 4	Edmonton	2-6 L	18-36-9
64	Mar. 6	Los Angeles	5-5 T	18-36-10
65	Mar. 8	@ St. Louis	3-7 L	18-37-10
66	Mar. 11	@ Quebec	1-1 T	18-37-11
67	Mar. 12	@ Montreal	2-3 L	18-38-11
68	Mar. 15	@ Boston	1-1 T	18-38-12
69	Mar. 16	@ Chicago	4-5 L	18-39-12
70	Mar. 19	Buffalo	3-4 L	18-40-12
71	Mar. 21	@ Calgary	5-5 T	18-40-13
72	Mar. 22	Minnesota	6-2 W	19-40-13
73	Mar. 24	@ Winnipeg	4-8 L	19-41-13
74	Mar. 26	Quebec	7-6 W	20-41-13
75	Mar. 28	Los Angeles	2-1 W	21-41-13
76	Mar. 30	Calgary	4-2 W	22-41-13
77	Apr. 1	@ Calgary	5-6 L	22-42-13
78	Apr. 2	@ Edmonton	4-8 L	22-43-13
79	Apr. 5	@ Los Angeles	5-3 W	23-43-13
80	Apr. 6	Edmonton	2-3 L	23-44-13

CANUCKS

PLAYERS

IN THE SYSTEM

2020-21 REVIEW

OPPONENTS

HISTORY

ALL-TIME RECORDS

PLAYOFFS

NHL

MEDIA SERVICES

# 1986.87 SEASON RECORD

## SMYTHE DIVISION FINISH

5th (66 Points)

## COACH

Tom Watt

## GM

Jack Gordon

## CAPTAIN

Stan Smyl

## SCORING

Player	GP	G	A	PTS	PIM	
Tanti	77	41	38	79	84	
Pederson	79	24	52	76	50	
Skriko	76	33	41	74	44	
Sundstrom	72	29	42	71	40	
Lidster	80	12	51	63	40	
Smyl	66	20	23	43	84	
Sutter	74	20	22	42	113	
Tambellini	72	16	20	36	14	
Sandlak	78	15	21	36	66	
Lemay	52	9	17	26	128	
Summanen	EDM	48	10	7	17	15
	VAN	10	4	4	8	0
Petit	69	12	13	25	131	
Hodgson	43	9	13	22	25	
Peterson	69	7	15	22	77	
Butcher	70	5	15	20	207	
Lowry	70	8	10	18	176	
Richter	78	2	15	17	172	
Bruce	50	9	7	16	109	
Benning	TOR	5	0	0	0	4
	VAN	54	2	11	13	40

Player	GP	G	A	PTS	PIM
Maxwell	30	1	7	8	28
Lanz	17	1	6	7	10
Crawford	21	0	3	3	67
Halward	10	0	3	3	34
Kulak	28	1	1	2	38
LeBlanc	2	1	0	1	0
Coxe	15	1	0	1	31
Young	8	0	1	1	0
Levie	9	0	1	1	13
Bartel	40	0	1	1	14
Gamble	1	0	0	0	0
Agnew	4	0	0	0	0
Hall	4	0	0	0	0
Cochrane	14	0	0	0	52
Caprice	25	0	0	0	9
Brodeur	53	0	0	0	2

Goaltender	GPI	MIN	GA	SO	AVG	W-L-T
Brodeur	53	2,972	178	1	3.59	20-25-5
Caprice	25	1,390	89	0	3.84	8-11-2
Gamble	1	60	4	0	4.00	0-1-0
Young	8	420	35	0	5.00	1-6-1

## RESULTS

No	Date	Opponent	Score	Record
1	Oct. 11	St. Louis	4-3 W	1-0-0
2	Oct. 13	Quebec	1-7 L	1-1-0
3	Oct. 15	@ New Jersey	2-3 L	1-2-0
4	Oct. 16	@ Philadelphia	2-6 L	1-3-0
5	Oct. 18	@ Minnesota	1-4 L	1-4-0
6	Oct. 22	Boston	5-1 W	2-4-0
7	Oct. 24	Chicago	2-2 T	2-4-1
8	Oct. 26	@ Edmonton	2-3 L	2-5-1
9	Oct. 28	Washington	2-5 L	2-6-1
10	Oct. 31	Edmonton	2-6 L	2-7-1
11	Nov. 2	Montreal	3-5 L	2-8-1
12	Nov. 4	@ Pittsburgh	2-2 T	2-8-2
13	Nov. 5	@ Washington	2-3 L	2-9-2
14	Nov. 7	@ Buffalo	7-6 W	3-9-2
15	Nov. 8	@ Toronto	5-3 W	4-9-2
16	Nov. 11	@ Calgary	3-5 L	4-10-2
17	Nov. 12	Hartford	3-4 L	4-11-2
18	Nov. 14	Winnipeg	2-3 L	4-12-2
19	Nov. 18	Calgary	5-0 W	5-12-2
20	Nov. 21	NY Rangers	5-8 L	5-13-2
21	Nov. 22	@ Edmonton	2-5 L	5-14-2
22	Nov. 25	Los Angeles	11-5 W	6-14-2
23	Nov. 26	@ Los Angeles	5-3 W	7-14-2
24	Nov. 29	Winnipeg	3-6 L	7-15-2
25	Dec. 2	Chicago	2-4 L	7-16-2
26	Dec. 5	NY Islanders	3-4 L	7-17-2
27	Dec. 7	@ Winnipeg	3-1 W	8-17-2
28	Dec. 9	@ Philadelphia	3-6 L	8-18-2
29	Dec. 11	@ Boston	2-4 L	8-19-2
30	Dec. 13	@ Hartford	2-2 T	8-19-3
31	Dec. 14	@ Chicago	7-3 W	9-19-3
32	Dec. 17	Detroit	4-5 L	9-20-3
33	Dec. 19	@ Edmonton	2-4 L	9-21-3
34	Dec. 20	Calgary	3-5 L	9-22-3
35	Dec. 23	Los Angeles	6-4 W	10-22-3
36	Dec. 27	Philadelphia	4-2 W	11-22-3
37	Dec. 30	Edmonton	3-7 L	11-23-3
38	Jan. 2	Los Angeles	3-3 T	11-23-4
39	Jan. 4	@ Winnipeg	2-4 L	11-24-4
40	Jan. 6	@ Quebec	2-3 L	11-25-4

No	Date	Opponent	Score	Record
41	Jan. 7	@ Montreal	3-2 W	12-24-4
42	Jan. 10	@ New Jersey	2-2 T	12-25-5
43	Jan. 11	@ NY Rangers	3-8 L	12-26-5
44	Jan. 14	@ Los Angeles	0-4 L	12-27-5
45	Jan. 16	Calgary	9-5 W	13-27-5
46	Jan. 17	@ Calgary	4-3 W	14-27-5
47	Jan. 19	@ Winnipeg	4-5 L	14-28-5
48	Jan. 21	NY Rangers	5-3 W	15-28-5
49	Jan. 23	Pittsburgh	0-6 L	15-29-5
50	Jan. 27	Edmonton	4-4 T	15-29-6
51	Jan. 28	@ Edmonton	3-7 L	15-30-6
52	Jan. 30	New Jersey	3-4 L	15-31-6
53	Feb. 1	Minnesota	3-4 L	15-32-6
54	Feb. 3	@ Calgary	4-2 W	16-32-6
55	Feb. 4	NY Islanders	4-1 W	17-32-6
56	Feb. 6	St. Louis	2-2 T	17-32-7
57	Feb. 8	Calgary	2-3 L	17-33-7
58	Feb. 14	@ Pittsburgh	3-3 T	17-33-8
59	Feb. 17	@ St. Louis	4-3 W	18-33-8
60	Feb. 18	@ Minnesota	3-7 L	18-34-8
61	Feb. 20	Washington	3-6 L	18-35-8
62	Feb. 22	Toronto	3-2 W	19-35-8
63	Feb. 24	@ Calgary	0-2 L	19-36-8
64	Feb. 26	@ Detroit	4-5 L	19-37-8
65	Feb. 28	@ Toronto	6-8 L	19-38-8
66	Mar. 1	@ Buffalo	4-2 W	20-38-8
67	Mar. 4	Edmonton	5-8 L	20-39-8
68	Mar. 6	Montreal	4-1 W	21-39-8
69	Mar. 8	@ Los Angeles	2-5 L	21-40-8
70	Mar. 10	Detroit	7-4 W	22-40-8
71	Mar. 13	Buffalo	6-4 W	23-40-8
72	Mar. 17	Quebec	4-2 W	24-40-8
73	Mar. 20	Winnipeg	6-5 OTW	25-40-8
74	Mar. 22	@ Winnipeg	2-3 L	25-41-8
75	Mar. 26	@ NY Islanders	5-2 W	26-41-8
76	Mar. 28	@ Boston	1-2 L	26-42-8
77	Mar. 29	@ Hartford	4-7 L	26-43-8
78	Apr. 1	@ Los Angeles	8-3 W	27-43-8
79	Apr. 3	Winnipeg	6-4 W	28-43-8
80	Apr. 5	Los Angeles	5-2 W	29-43-8

# 1987.88 SEASON RECORD

## SMYTHE DIVISION FINISH

5th (59 Points)

## COACH

Bob McCammon

## GM

Pat Quinn

## CAPTAIN

Stan Smyl

## SCORING

Player	GP	G	A	PTS	PIM	Player	GP	G	A	PTS	PIM	
Tanti	73	40	37	77	90	Bradley	11	3	5	8	6	
Adams	80	36	40	76	30	Richter	49	2	4	6	224	
Pederson	76	19	52	71	92	Melnyk	14	0	1	1	34	
Skriko	73	30	34	64	32	NYR VAN	49	2	3	5	73	
Smyl	57	12	25	37	110	Summanen	9	2	3	5	2	
Lidster	64	4	32	36	105	Berry	14	2	3	5	6	
Benning	77	7	26	33	58	Lowry	22	1	3	4	38	
Sandlak	49	16	15	31	81	Petit	10	0	3	3	35	
Sutter	80	15	15	30	165	Woodley	5	2	0	2	17	
Wickenheiser	80	7	19	26	36	Bakovic	10	2	0	2	48	
Boyd	60	7	16	23	64	Lanthier	5	1	1	2	2	
Butcher	80	6	17	23	285	Vilgrain	6	1	1	2	0	
LeBlanc	41	12	10	22	18	McLean	41	0	2	2	8	
Tambellini	41	11	10	21	8	Agnew	10	0	1	1	16	
Saunders	56	7	13	20	10	Caprice	22	0	0	0	6	
Coxe	64	5	12	17	186	MacDonald	1	0	0	0	0	
Lawless	HFD 27	4	5	9	16	Murphy	5	0	0	0	2	
	PHI 8	0	5	5	0	Rohlicek	7	0	0	0	4	
	VAN 13	0	1	1	0	Stern	15	0	0	0	52	
Huber	35	4	10	14	40	Weeks	9	0	0	0	0	
Kidd	19	4	7	11	25							
Bruce	28	7	3	10	57	<b>Goaltender</b>	<b>GPI</b>	<b>MIN</b>	<b>GA</b>	<b>SO</b>	<b>AVG</b>	<b>W-L-T</b>
Hodgson	8	3	7	10	57	Weeks	9	550	31	0	3.38	4-3-2
Stanley	57	2	7	9	151	McLean	41	2,380	147	1	3.71	11-27-3
						Caprice	22	1,250	87	0	4.18	7-10-2
						Brodeur	11	670	49	0	4.39	3-6-2

## RESULTS

No	Date	Opponent	Score	Record	No	Date	Opponent	Score	Record
1	Oct. 8	St. Louis	8-2 W	1-0-0	41	Jan. 6	@ NY Rangers	2-4 L	12-23-6
2	Oct. 10	NY Islanders	1-7 L	1-1-0	42	Jan. 7	@ New Jersey	6-3 W	13-23-6
3	Oct. 12	Detroit	2-3 L	1-2-0	43	Jan. 9	@ Quebec	3-2 W	14-23-6
4	Oct. 18	@ Los Angeles	4-2 W	2-2-0	44	Jan. 12	Winnipeg	3-5 L	14-24-6
5	Oct. 21	Boston	4-5 L	2-3-0	45	Jan. 13	Winnipeg	8-2 W	15-24-6
6	Oct. 23	Edmonton	4-5 OT L	2-4-0	46	Jan. 15	Calgary	4-4 T	15-24-7
7	Oct. 24	@ Edmonton	5-9 L	2-5-0	47	Jan. 17	@ Winnipeg	6-5 W	16-24-7
8	Oct. 27	Washington	2-3 L	2-6-0	48	Jan. 19	@ Calgary	5-7 L	16-25-7
9	Oct. 30	Calgary	3-3 T	2-6-1	49	Jan. 22	NY Rangers	3-6 L	16-26-7
10	Nov. 1	@ Winnipeg	3-7 L	2-7-1	50	Jan. 24	@ Chicago	1-3 L	16-27-7
11	Nov. 3	@ Washington	1-3 L	2-8-1	51	Jan. 26	@ St. Louis	6-7 L	16-28-7
12	Nov. 5	@ Philadelphia	4-3 W	3-8-1	52	Jan. 29	Hartford	2-4 L	16-29-7
13	Nov. 7	@ Minnesota	4-1 W	4-8-1	53	Jan. 30	@ Calgary	3-4 L	16-30-7
14	Nov. 8	@ Winnipeg	1-3 L	4-9-1	54	Feb. 2	Los Angeles	5-2 W	17-30-7
15	Nov. 11	Buffalo	4-4 T	4-9-2	55	Feb. 3	@ Los Angeles	2-7 L	17-31-7
16	Nov. 13	Quebec	6-4 W	5-9-2	56	Feb. 5	New Jersey	5-1 W	18-31-7
17	Nov. 15	@ Calgary	4-8 L	5-10-2	57	Feb. 11	Edmonton	2-7 L	18-32-7
18	Nov. 17	Pittsburgh	6-4 W	6-10-2	58	Feb. 13	Boston	6-5 W	19-32-7
19	Nov. 19	@ Detroit	4-1 W	7-10-2	59	Feb. 14	@ Edmonton	6-7 L	19-33-7
20	Nov. 21	@ St. Louis	1-4 L	7-11-2	60	Feb. 17	Pittsburgh	5-0 W	20-33-7
21	Nov. 22	@ Chicago	2-3 L	7-12-2	61	Feb. 19	Toronto	0-5 L	20-34-7
22	Nov. 25	Calgary	2-4 L	7-13-2	62	Feb. 21	@ NY Rangers	6-4 W	21-34-7
23	Nov. 27	New Jersey	4-2 W	8-13-2	63	Feb. 23	@ NY Islanders	1-6 L	21-35-7
24	Dec. 1	@ Quebec	3-1 W	9-13-2	64	Feb. 24	@ Montreal	4-5 L	21-36-7
25	Dec. 2	@ Montreal	3-3 T	9-13-3	65	Feb. 26	Calgary	3-5 L	21-37-7
26	Dec. 5	@ Pittsburgh	3-6 L	9-14-3	66	Feb. 28	Los Angeles	0-2 L	21-38-7
27	Dec. 6	@ Buffalo	5-1 W	10-14-3	67	Mar. 1	Philadelphia	3-7 L	21-39-7
28	Dec. 8	Minnesota	2-3 L	10-15-3	68	Mar. 3	@ Winnipeg	3-4 L	21-40-7
29	Dec. 11	@ Edmonton	1-2 L	10-16-3	69	Mar. 6	@ Washington	2-7 L	21-41-7
30	Dec. 12	Edmonton	3-6 L	10-17-3	70	Mar. 8	@ NY Islanders	4-7 L	21-42-7
31	Dec. 15	@ Hartford	2-2 T	10-17-4	71	Mar. 10	@ Detroit	2-5 L	21-43-7
32	Dec. 17	@ Boston	2-3 OT L	10-18-4	72	Mar. 12	Edmonton	3-3 T	21-43-8
33	Dec. 20	Hartford	3-3 T	10-18-5	73	Mar. 13	Buffalo	1-6 L	21-44-8
34	Dec. 23	Los Angeles	5-1 W	11-18-5	74	Mar. 16	@ Los Angeles	3-3 T	21-44-9
35	Dec. 26	@ Los Angeles	2-3 L	11-19-5	75	Mar. 18	Los Angeles	5-3 W	22-44-9
36	Dec. 28	@ Edmonton	3-7 L	11-20-5	76	Mar. 22	Toronto	5-3 W	23-44-9
37	Dec. 29	Montreal	1-4 L	11-21-5	77	Mar. 25	Chicago	3-2 W	24-44-9
38	Dec. 31	Winnipeg	2-1 W	12-21-5	78	Mar. 26	@ Calgary	1-6 L	24-45-9
39	Jan. 2	Philadelphia	1-4 L	12-22-5	79	Mar. 29	Winnipeg	2-3 L	24-46-9
40	Jan. 4	@ Toronto	7-7 T	12-22-6	80	Apr. 1	Minnesota	6-1 W	25-46-9

CANUCKS

PLAYERS

IN THE SYSTEM

2020-21 REVIEW

OPPONENTS

HISTORY

ALL-TIME RECORDS

PLAYOFFS

NHL

MEDIA SERVICES

# 1988-89 SEASON RECORD

## SMYTHE DIVISION FINISH

4th (74 Points)

## COACH

Bob McCammon

## GM

Pat Quinn

## CAPTAIN

Stan Smyl

## SCORING

Player	GP	G	A	PTS	PIM
Skriko	74	30	36	66	57
Linden	80	30	29	59	41
Reinhart	64	7	50	57	44
Tanti	77	24	25	49	69
Bradley	71	18	27	45	42
Pederson	62	15	26	41	22
Nordmark	80	6	35	41	97
Sandlak	72	20	20	40	99
Bozek	71	17	18	35	64
Adams	61	19	14	33	24
Sutter	75	17	15	32	122
Smyl	75	7	18	25	102
Lidster	63	5	17	22	78
Butcher	78	0	20	20	227
Hodgson	23	4	13	17	25
Adams	EDM 49	4	5	9	82
	VAN 12	4	2	6	35
Bruce	53	7	7	14	65
Melnyk	74	3	11	14	82
Benning	65	3	9	12	48
Smith	EDM 19	1	1	2	9
	VAN 10	3	4	7	4

Player	GP	G	A	PTS	PIM
Snepsts	59	0	8	8	69
Bridgman	15	4	3	7	10
Charbonneau	MTL 9	1	3	4	6
	VAN 13	0	1	1	6
Stanley	20	3	1	4	14
Guy	45	2	2	4	34
Berry	13	2	1	3	5
Stern	17	1	0	1	49
Boyd	2	0	1	1	0
Murphy	8	0	1	1	2
McLean	42	0	1	1	6
Kidd	1	0	0	0	0
Mazur	1	0	0	0	0
Rohlicek	2	0	0	0	4
Hawkins	4	0	0	0	9
Gamble	5	0	0	0	0
Weeks	35	0	0	0	4

Goaltender	GPI	MIN	GA	SO	AVG	W-L-T
Gamble	5	302	12	0	2.38	2-3-0
McLean	42	2,477	127	4	3.08	20-17-3
Weeks	35	2,058	102	0	3.08	11-19-5

## RESULTS

No	Date	Opponent	Score	Record
1	Oct. 6	Winnipeg	2-2 T	0-0-1
2	Oct. 8	Detroit	3-3 T	0-0-2
3	Oct. 10	NY Islanders	2-3 L	0-1-2
4	Oct. 12	@ Edmonton	6-2 W	1-1-2
5	Oct. 14	@ Winnipeg	3-4 OT L	1-2-2
6	Oct. 16	@ NY Rangers	2-3 L	1-3-2
7	Oct. 18	@ NY Islanders	2-3 L	1-4-2
8	Oct. 19	@ New Jersey	4-0 W	2-4-2
9	Oct. 23	Edmonton	6-5 W	3-4-2
10	Oct. 25	Washington	3-4 OT L	3-5-2
11	Oct. 28	Chicago	5-2 W	4-5-2
12	Oct. 30	Calgary	2-1 W	5-5-2
13	Nov. 1	@ Pittsburgh	3-5 L	5-6-2
14	Nov. 3	@ Philadelphia	5-2 W	6-6-2
15	Nov. 5	@ Hartford	3-2 OT W	7-6-2
16	Nov. 6	@ Boston	2-4 L	7-7-2
17	Nov. 9	Hartford	1-1 T	7-7-3
18	Nov. 11	Montreal	1-3 L	7-8-3
19	Nov. 13	Pittsburgh	2-4 L	7-9-3
20	Nov. 15	@ Los Angeles	4-6 L	7-10-3
21	Nov. 17	@ Minnesota	6-7 L	7-11-3
22	Nov. 19	@ St. Louis	3-2 W	8-11-3
23	Nov. 20	@ Chicago	7-4 W	9-11-3
24	Nov. 22	Buffalo	4-2 W	10-11-3
25	Nov. 25	New Jersey	2-2 T	10-11-4
26	Nov. 27	Los Angeles	5-2 W	11-11-4
27	Nov. 29	@ Calgary	3-3 T	11-11-5
28	Nov. 30	@ Edmonton	2-4 L	11-12-5
29	Dec. 2	@ Winnipeg	3-6 L	11-13-5
30	Dec. 6	NY Rangers	3-5 L	11-14-5
31	Dec. 9	Quebec	2-4 L	11-15-5
32	Dec. 11	Winnipeg	8-6 W	12-15-5
33	Dec. 15	@ Calgary	0-2 L	12-16-5
34	Dec. 16	Calgary	3-5 L	12-17-5
35	Dec. 19	Minnesota	5-1 W	13-17-5
36	Dec. 21	@ Edmonton	2-1 W	14-17-5
37	Dec. 23	Los Angeles	2-5 L	14-18-5
38	Dec. 26	Calgary	2-3 OT L	14-19-5
39	Dec. 29	@ Los Angeles	6-3 W	15-19-5
40	Jan. 1	Montreal	0-4 L	15-20-5

No	Date	Opponent	Score	Record
41	Jan. 4	@ Winnipeg	2-4 L	15-21-5
42	Jan. 6	@ Detroit	2-2 T	15-21-6
43	Jan. 7	@ Pittsburgh	7-5 W	16-21-6
44	Jan. 9	@ Toronto	0-3 L	16-22-6
45	Jan. 13	Winnipeg	1-3 L	16-23-6
46	Jan. 15	St. Louis	2-1 W	17-23-6
47	Jan. 17	Philadelphia	5-3 W	18-23-6
48	Jan. 21	NY Rangers	4-5 OT L	18-24-6
49	Jan. 24	Chicago	2-4 L	18-25-6
50	Jan. 26	@ Los Angeles	6-2 W	19-25-6
51	Jan. 29	Calgary	4-4 T	19-25-7
52	Jan. 31	Edmonton	6-2 W	20-25-7
53	Feb. 1	@ Edmonton	3-4 L	20-26-7
54	Feb. 4	@ Calgary	2-5 L	20-27-7
55	Feb. 5	@ Calgary	4-5 L	20-28-7
56	Feb. 9	@ Minnesota	2-3 L	20-29-7
57	Feb. 10	@ Buffalo	5-4 W	21-29-7
58	Feb. 12	@ Philadelphia	3-2 W	22-29-7
59	Feb. 14	Boston	5-2 W	23-29-7
60	Feb. 16	Quebec	3-2 W	24-29-7
61	Feb. 19	Washington	3-2 W	25-29-7
62	Feb. 21	St. Louis	2-0 W	26-29-7
63	Feb. 23	Toronto	2-1 OT W	27-29-7
64	Feb. 26	@ Montreal	2-5 L	27-30-7
65	Feb. 28	@ Quebec	3-2 W	28-30-7
66	Mar. 2	@ Hartford	1-2 L	28-31-7
67	Mar. 4	@ Boston	4-6 L	28-32-7
68	Mar. 5	@ Washington	0-3 L	28-33-7
69	Mar. 8	Winnipeg	3-0 W	29-33-7
70	Mar. 10	Los Angeles	4-2 W	30-33-7
71	Mar. 14	Detroit	2-2 T	30-33-8
72	Mar. 16	Edmonton	3-0 W	31-33-8
73	Mar. 18	NY Islanders	2-1 W	32-33-8
74	Mar. 20	@ New Jersey	1-3 L	32-34-8
75	Mar. 22	@ Toronto	3-5 L	32-35-8
76	Mar. 24	@ Buffalo	2-5 L	32-36-8
77	Mar. 26	@ Winnipeg	7-3 W	33-36-8
78	Mar. 29	Edmonton	2-5 L	33-37-8
79	Apr. 1	@ Los Angeles	4-6 L	33-38-8
80	Apr. 2	Los Angeles	4-5 L	33-39-8

# 1989.90 SEASON RECORD

## SMYTHE DIVISION FINISH

5th (64 Points)

## COACH

Bob McCammon

## GM

Pat Quinn

## CAPTAIN

Stan Smyl

## SCORING

Player	GP	G	A	PTS	PIM	Player	GP	G	A	PTS	PIM	
Quinn	PIT 41	9	20	29	22	Penderson	16	2	7	9	10	
	VAN 37	16	18	34	27	Capuano	PIT 6	0	0	0	2	
Reinhart	67	17	40	57	30		VAN 27	3	5	8	10	
Linden	73	21	30	51	43	Smith	30	3	4	7	72	
Adams	65	30	20	50	18	Guy	30	2	5	7	32	
Bradley	67	19	29	48	65	Plavsic	STL 4	0	1	1	2	
Skriko	77	15	33	48	36		VAN 11	3	2	5	8	
Larionov	74	17	27	44	20	Stern	34	2	3	5	208	
Lidster	80	8	28	36	36	Snepsts	39	1	3	4	26	
Krutov	61	11	23	34	20	Coxe	25	1	4	5	66	
Tanti	41	14	18	32	50	McLean	63	0	3	3	6	
Lumme	MTL 54	1	19	20	41	Buskas	17	0	3	3	36	
	VAN 11	3	7	10	8	Murphy	12	1	1	2	0	
Sandlak	70	15	8	23	104	Stanley	23	1	1	2	27	
Bozek	58	14	9	23	32	Melynk	67	0	2	2	91	
McBain	PIT 41	5	9	14	51	Lenardon	8	1	0	1	4	
	VAN 26	4	5	9	22	Hawkins	4	0	0	0	6	
	67	9	14	23	73	Mazur	5	0	0	0	4	
Butcher	80	6	14	20	205	Agnew	7	0	0	0	36	
Sutter	62	9	9	18	133	Weeks	21	0	0	0	0	
Smyl	47	1	15	16	71							
Nordmark	44	2	11	13	34	<b>Goaltender GPI</b>	<b>MIN</b>	<b>GA</b>	<b>SO</b>	<b>AVG</b>	<b>W-L-T</b>	
Benning	45	3	9	12	26	McLean	63	3,739	216	0	3.47	21-30-10
						Weeks	21	1,142	79	0	4.15	4-11-4

## RESULTS

No	Date	Opponent	Score	Record	No	Date	Opponent	Score	Record
1	Oct. 5	Edmonton	1-4 L	0-1-0	41	Jan. 4	@ Pittsburgh	3-4 L	12-21-8
2	Oct. 7	Detroit	2-3 W	1-1-0	42	Jan. 5	@ Washington	5-2 W	13-21-8
3	Oct. 9	NY Islanders	2-5 L	1-2-0	43	Jan. 7	@ Montreal	3-5 L	13-22-8
4	Oct. 11	@ Edmonton	5-2 W	2-2-0	44	Jan. 10	Hartford	1-3 L	13-23-8
5	Oct. 13	Los Angeles	5-6 L	2-3-0	45	Jan. 12	St. Louis	2-5 L	13-24-8
6	Oct. 15	Boston	7-6 W	3-3-0	46	Jan. 13	Buffalo	3-5 L	13-25-8
7	Oct. 18	@ Toronto	3-4 L	3-4-0	47	Jan. 16	@ NY Islanders	0-3 L	13-26-8
8	Oct. 20	@ New Jersey	3-2 W	4-4-0	48	Jan. 18	@ Philadelphia	3-2 OT W	14-26-8
9	Oct. 21	@ NY Islanders	2-1 W	5-4-0	49	Jan. 19	@ Chicago	2-5 L	14-27-8
10	Oct. 23	@ NY Rangers	3-5 L	5-5-0	50	Jan. 23	Los Angeles	3-3 T	14-27-9
11	Oct. 27	@ Calgary	5-5 T	5-5-1	51	Jan. 26	Minnesota	3-6 L	14-28-9
12	Oct. 28	Calgary	4-3 W	6-5-1	52	Jan. 27	@ Edmonton	2-6 L	14-29-9
13	Oct. 31	New Jersey	4-3 W	7-5-1	53	Jan. 30	Calgary	2-7 L	14-30-9
14	Nov. 3	Winnipeg	2-3 L	7-6-1	54	Feb. 1	@ Calgary	3-4 OT L	14-31-9
15	Nov. 5	Pittsburgh	5-3 W	8-6-1	55	Feb. 2	@ Winnipeg	1-8 L	14-32-9
16	Nov. 8	@ Winnipeg	2-3 OT L	8-7-1	56	Feb. 4	New Jersey	4-2 W	15-32-9
17	Nov. 10	@ Buffalo	2-4 L	8-8-1	57	Feb. 6	Winnipeg	5-3 W	16-32-9
18	Nov. 11	@ Quebec	2-3 L	8-9-1	58	Feb. 9	@ Hartford	4-1 W	17-32-9
19	Nov. 14	Washington	4-4 T	8-9-2	59	Feb. 11	@ Boston	4-2 W	18-32-9
20	Nov. 16	Chicago	4-3 W	9-9-2	60	Feb. 13	@ Quebec	3-5 L	18-33-9
21	Nov. 19	Buffalo	2-2 T	9-9-3	61	Feb. 14	@ Montreal	1-10 L	18-34-9
22	Nov. 21	@ Edmonton	3-4 L	9-10-3	62	Feb. 16	Edmonton	2-2 T	18-34-10
23	Nov. 25	@ Los Angeles	4-7 L	9-11-3	63	Feb. 18	Boston	2-7 L	18-35-10
24	Nov. 26	Los Angeles	3-3 T	9-11-4	64	Feb. 20	Edmonton	2-4 L	18-36-10
25	Nov. 29	Toronto	2-3 OT L	9-12-4	65	Feb. 24	@ Los Angeles	6-4 W	19-36-10
26	Dec. 1	NY Rangers	3-4 L	9-13-4	66	Feb. 26	Toronto	5-2 W	20-36-10
27	Dec. 3	Minnesota	6-5 W	10-13-4	67	Feb. 28	Philadelphia	7-7 T	20-36-11
28	Dec. 6	@ Los Angeles	4-5 OT L	10-14-4	68	Mar. 3	@ Calgary	1-5 L	20-37-11
29	Dec. 9	@ St. Louis	4-6 L	10-15-4	69	Mar. 4	@ Edmonton	3-6 L	20-38-11
30	Dec. 10	@ Chicago	1-7 L	10-16-4	70	Mar. 9	Calgary	4-4 T	20-38-12
31	Dec. 12	@ Minnesota	4-2 W	11-16-4	71	Mar. 11	Pittsburgh	5-3 W	21-38-12
32	Dec. 13	@ Winnipeg	3-3 T	11-16-5	72	Mar. 13	Hartford	0-1 L	21-39-12
33	Dec. 15	Winnipeg	3-3 T	11-16-6	73	Mar. 15	@ St. Louis	6-5 OT W	22-39-12
34	Dec. 17	Quebec	2-2 T	11-16-7	74	Mar. 17	@ Washington	3-1 W	23-39-12
35	Dec. 19	Calgary	1-2 L	11-17-7	75	Mar. 18	@ NY Rangers	2-5 L	23-40-12
36	Dec. 20	@ Calgary	1-2 OT L	11-18-7	76	Mar. 20	@ Detroit	4-4 T	23-40-13
37	Dec. 23	@ Los Angeles	1-4 L	11-19-7	77	Mar. 23	@ Winnipeg	4-2 W	24-40-13
38	Dec. 27	Montreal	2-1 W	12-19-7	78	Mar. 25	Winnipeg	3-3 T	24-40-14
39	Dec. 31	Philadelphia	2-2 T	12-19-8	79	Mar. 27	Edmonton	1-4 L	24-41-14
40	Jan. 2	@ Detroit	1-4 L	12-20-8	80	Mar. 31	Los Angeles	6-3 W	25-41-14

# 1990-91 SEASON RECORD

## SMYTHE DIVISION FINISH

4th (65 Points)

## COACH

Bob McCammon, Pat Quinn

## GM

Pat Quinn

## CAPTAIN

Dan Quinn, Doug Lidster,  
Trevor Linden

## SCORING

Player	GP	G	A	PTS	PIM
Linden	80	33	37	70	65
Courtman	STL 66	27	30	57	56
	VAN 11	6	2	8	8
Quinn	64	18	31	49	46
Adams	55	21	24	45	10
Ronning	STL 48	14	18	32	10
	VAN 11	6	6	12	0
D. Capuano	61	13	31	44	42
Lidster	78	6	32	38	77
Momesso	STL 59	10	18	28	131
	VAN 11	6	2	8	43
Larionov	64	13	21	34	14
Botek	62	15	17	32	22
Kron	76	12	20	32	21
Lumme	80	5	27	32	59
Bradley	44	11	20	31	42
Kurvers	TOR 19	0	3	3	8
	VAN 32	4	23	27	20
Valk	59	10	11	21	67
Butcher	69	6	12	18	257
Mazur	36	11	7	18	14
Nedved	61	10	6	16	20
Smyl	45	2	12	14	87
Sandlak	59	7	6	13	125
Diduck	MTL 32	1	2	3	39
	VAN 31	3	7	10	66
Plavick	48	2	10	12	62
Skriko	20	4	4	8	8

Player	GP	G	A	PTS	PIM
Odjick	45	7	1	8	296
Nordmark	45	2	6	8	63
Guy	39	1	6	7	39
Murphy	42	5	1	6	90
Dirk	STL 41	1	3	4	100
	VAN 11	1	0	1	20
McBain	13	0	5	5	32
Stern	31	2	3	5	171
Murzyn	CGY 19	0	2	2	30
	VAN 10	1	0	1	8
Gibson	14	0	3	3	20
Gamble	47	0	1	1	14
Agnew	20	0	0	0	81
Brown	1	0	0	0	7
Coxe	7	0	0	0	27
McKichan	1	0	0	0	0
Weeks	1	0	0	0	0
Antoski	2	0	0	0	20
J. Capuano	3	0	0	0	0
Mason	6	0	0	0	0
McLean	41	0	0	0	4

Goaltender	GPI	MIN	GA	SO	AVG	W-L-T
Gamble	47	2,433	140	1	3.45	16-16-6
McLean	41	1,969	131	0	3.99	10-22-3
Mason	6	353	29	0	4.93	2-4-0
McKichan	1	20	2	0	6.00	0-0-0
Weeks	1	59	6	0	6.10	0-1-0

## RESULTS

No	Date	Opponent	Score	Record
1	Oct. 4	@ Calgary	2-3 OT L	0-1-0
2	Oct. 6	@ Los Angeles	6-3 W	1-1-0
3	Oct. 9	Los Angeles	2-6 L	1-2-0
4	Oct. 12	St. Louis	4-0 W	2-2-0
5	Oct. 14	Edmonton	5-4 OT W	3-2-0
6	Oct. 17	Boston	3-1 W	4-2-0
7	Oct. 19	@ Winnipeg	5-7 L	4-3-0
8	Oct. 21	@ Quebec	3-2 W	5-3-0
9	Oct. 23	@ Detroit	0-6 L	5-4-0
10	Oct. 25	@ Boston	2-4 L	5-5-0
11	Oct. 27	@ Hartford	4-2 W	6-5-0
12	Oct. 30	Washington	1-2 L	6-6-0
13	Nov. 1	New Jersey	2-1 W	7-6-0
14	Nov. 3	Winnipeg	3-5 L	7-7-0
15	Nov. 6	Detroit	6-3 W	8-7-0
16	Nov. 8	@ Toronto	5-3 W	9-7-0
17	Nov. 9	@ Buffalo	1-7 L	9-8-0
18	Nov. 11	@ Philadelphia	0-2 L	9-9-0
19	Nov. 14	@ Edmonton	3-5 L	9-10-0
20	Nov. 16	NY Islanders	3-2 W	10-10-0
21	Nov. 19	Calgary	4-6 L	10-11-0
22	Nov. 21	Chicago	4-1 W	11-11-0
23	Nov. 23	@ Minnesota	4-6 L	11-12-0
24	Nov. 24	@ St. Louis	3-3 T	11-12-1
25	Nov. 27	Minnesota	1-1 T	11-12-2
26	Nov. 29	Toronto	2-1 W	12-12-2
27	Dec. 2	@ Winnipeg	5-1 W	13-12-2
28	Dec. 4	@ NY Islanders	4-2 W	14-12-2
29	Dec. 5	@ New Jersey	4-9 L	14-13-2
30	Dec. 7	@ Pittsburgh	2-2 T	14-13-3
31	Dec. 10	Quebec	2-3 OT L	14-14-3
32	Dec. 12	@ Edmonton	4-5 L	14-15-3
33	Dec. 14	NY Rangers	3-5 L	14-16-3
34	Dec. 16	Calgary	2-5 L	14-17-3
35	Dec. 18	@ Calgary	3-2 W	15-17-3
36	Dec. 20	Edmonton	7-4 W	16-17-3
37	Dec. 22	Los Angeles	4-3 W	17-17-3
38	Dec. 23	@ Edmonton	3-4 L	17-18-3
39	Dec. 27	Montreal	5-7 L	17-19-3
40	Dec. 28	Edmonton	2-5 L	17-20-3

No	Date	Opponent	Score	Record
41	Dec. 31	@ Winnipeg	1-2 L	17-21-3
42	Jan. 2	@ Hartford	2-5 L	17-22-3
43	Jan. 3	@ Boston	3-8 L	17-23-3
44	Jan. 5	@ Minnesota	6-5 W	18-23-3
45	Jan. 8	Buffalo	3-3 T	18-23-4
46	Jan. 10	Hartford	4-5 L	18-24-4
47	Jan. 12	@ Los Angeles	2-6 L	18-25-4
48	Jan. 16	Winnipeg	1-2 L	18-26-4
49	Jan. 23	Edmonton	6-5 W	19-26-4
50	Jan. 25	Los Angeles	1-5 L	19-27-4
51	Jan. 26	@ Los Angeles	4-5 L	19-28-4
52	Jan. 28	Chicago	0-1 L	19-29-4
53	Jan. 30	@ Edmonton	4-9 L	19-30-4
54	Jan. 31	NY Rangers	3-3 T	19-30-5
55	Feb. 2	@ Los Angeles	1-9 L	19-31-5
56	Feb. 5	@ Washington	3-5 L	19-32-5
57	Feb. 7	@ Philadelphia	2-1 W	20-32-5
58	Feb. 8	@ NY Rangers	1-8 L	20-33-5
59	Feb. 10	@ New Jersey	0-2 L	20-34-5
60	Feb. 14	St. Louis	2-3 L	20-35-5
61	Feb. 16	Washington	4-2 W	21-35-5
62	Feb. 18	Quebec	3-3 T	21-35-6
63	Feb. 20	@ Winnipeg	5-5 T	21-35-7
64	Feb. 21	@ Calgary	4-6 L	21-36-7
65	Feb. 23	Detroit	5-2 W	22-36-7
66	Feb. 25	Calgary	4-2 W	23-36-7
67	Feb. 27	Pittsburgh	4-3 W	24-36-7
68	Mar. 1	Montreal	1-7 L	24-37-7
69	Mar. 3	@ Chicago	0-8 L	24-38-7
70	Mar. 5	@ Pittsburgh	1-4 L	24-39-7
71	Mar. 7	@ Toronto	3-3 T	24-39-8
72	Mar. 9	@ Montreal	2-4 L	24-40-8
73	Mar. 10	@ Buffalo	7-5 W	25-40-8
74	Mar. 13	Philadelphia	4-5 OT L	25-41-8
75	Mar. 16	NY Islanders	4-4 T	25-41-9
76	Mar. 17	Los Angeles	5-4 OT W	26-41-9
77	Mar. 20	Calgary	2-3 L	26-42-9
78	Mar. 22	Winnipeg	3-1 W	27-42-9
79	Mar. 26	@ Calgary	2-7 L	27-43-9
80	Mar. 28	Winnipeg	3-2 OT W	28-43-9

# 1991.92 SEASON RECORD

## SMYTHE DIVISION FINISH

1st (96 Points)

## COACH

Pat Quinn

## GM

Pat Quinn

## CAPTAIN

Trevor Linden

## SCORING

Player	GP	G	A	PTS	PIM	Player	GP	G	A	PTS	PIM	
Linden	80	31	44	75	101	Murzyn	70	3	11	14	147	
Ronning	80	24	47	71	42	Odjick	65	4	6	10	348	
Larionov	72	21	44	65	54	Plavsic	16	1	9	10	14	
Bure	65	34	26	60	30	Dirk	72	2	7	9	126	
Adams	76	30	27	57	8	Gregg	21	1	4	5	24	
Courtnall	70	23	34	57	116	Kron	36	2	2	4	2	
Lumme	75	12	32	44	65	McLean	65	0	4	4	0	
Momesso	58	20	23	43	198	McBain	6	1	0	1	0	
Sandlak	66	16	24	40	176	Murphy	6	0	1	1	6	
Fergus	TOR 11	1	3	4	4	Bawa	2	0	0	0	0	
	VAN 44	14	20	34	17	Antoski	4	0	0	0	29	
Nedved	77	15	22	37	36	Mazur	5	0	0	0	2	
Lidster	66	6	23	29	39	Gamble	19	0	0	0	8	
Babych	75	5	24	29	63	Agnew	24	0	0	0	56	
Diduck	77	6	21	27	229							
Valk	65	8	17	25	56	<b>Goaltender</b>	<b>GPI</b>	<b>MIN</b>	<b>GA</b>	<b>SO</b>	<b>AVG</b>	<b>W-L-T</b>
Walter	67	6	11	17	49	McLean	65	3,852	176	5	2.74	38-17-9
						Gamble	19	1,009	73	0	4.34	4-9-3

## RESULTS

No	Date	Opponent	Score	Record	No	Date	Opponent	Score	Record
1	Oct. 4	San Jose	4-3 W	1-0-0	41	Jan. 4	@ Minnesota	3-4 L	22-12-7
2	Oct. 5	@ San Jose	5-2 W	2-0-0	42	Jan. 7	San Jose	4-1 W	23-12-7
3	Oct. 8	@ Winnipeg	3-2 OT W	3-0-0	43	Jan. 12	Pittsburgh	3-4 L	23-13-7
4	Oct. 10	@ Chicago	6-7 L	3-1-0	44	Jan. 14	@ Winnipeg	4-2 W	24-13-7
5	Oct. 12	@ Toronto	2-1 W	4-1-0	45	Jan. 15	@ Edmonton	5-3 W	25-13-7
6	Oct. 13	@ Buffalo	3-1 W	5-1-0	46	Jan. 21	@ Quebec	5-3 W	26-13-7
7	Oct. 17	Boston	3-3 T	5-1-1	47	Jan. 23	@ Detroit	3-1 W	27-13-7
8	Oct. 19	Calgary	5-2 W	6-1-1	48	Jan. 25	@ St. Louis	1-0 OT W	28-13-7
9	Oct. 21	Toronto	4-1 W	7-1-1	49	Jan. 28	Edmonton	3-5 L	28-14-7
10	Oct. 24	Washington	3-1 W	8-1-1	50	Jan. 30	Chicago	4-1 W	29-14-7
11	Oct. 26	@ Edmonton	4-5 L	8-2-1	51	Feb. 1	Hartford	4-4 T	29-14-8
12	Oct. 27	Edmonton	3-6 L	8-3-1	52	Feb. 4	Montreal	5-3 W	30-14-8
13	Oct. 29	New Jersey	4-3 W	9-3-1	53	Feb. 6	NY Islanders	4-5 OT L	30-15-8
14	Nov. 1	St. Louis	2-3 L	9-4-1	54	Feb. 10	@ Montreal	3-8 L	30-16-8
15	Nov. 3	Edmonton	7-2 W	10-4-1	55	Feb. 12	@ NY Rangers	2-5 L	30-17-8
16	Nov. 5	Winnipeg	2-2 T	10-4-2	56	Feb. 13	@ New Jersey	3-5 L	30-18-8
17	Nov. 7	@ Los Angeles	4-3 W	11-4-2	57	Feb. 15	@ NY Islanders	1-3 L	30-19-8
18	Nov. 10	NY Islanders	6-0 W	12-4-2	58	Feb. 17	@ NY Rangers	3-3 T	30-19-9
19	Nov. 12	Los Angeles	8-2 W	13-4-2	59	Feb. 19	Buffalo	6-5 W	31-19-9
20	Nov. 14	@ Calgary	2-2 T	13-4-3	60	Feb. 21	@ San Jose	5-3 W	32-19-9
21	Nov. 16	San Jose	1-0 W	14-4-3	61	Feb. 23	Boston	2-1 OT W	33-19-9
22	Nov. 19	NY Rangers	3-4 L	14-5-3	62	Feb. 25	Los Angeles	3-4 L	33-20-9
23	Nov. 21	@ Calgary	2-3 L	14-6-3	63	Feb. 28	Winnipeg	5-3 W	34-20-9
24	Nov. 22	Calgary	6-5 OT W	15-6-3	64	Mar. 1	Calgary	11-0 W	35-20-9
25	Nov. 26	@ San Jose	1-4 L	15-7-3	65	Mar. 2	St. Louis	3-5 L	35-21-9
26	Nov. 29	Chicago	5-2 W	16-7-3	66	Mar. 5	@ Boston	2-2 T	35-21-10
27	Dec. 1	@ Edmonton	0-7 L	16-8-3	67	Mar. 7	@ Hartford	5-1 W	36-21-10
28	Dec. 3	@ Quebec	0-3 L	16-9-3	68	Mar. 8	@ Philadelphia	7-3 W	37-21-10
29	Dec. 4	@ Montreal	3-0 W	17-9-3	69	Mar. 12	New Jersey	2-1 W	38-21-10
30	Dec. 7	@ Toronto	3-6 L	17-10-3	70	Mar. 14	@ Calgary	6-4 W	39-21-10
31	Dec. 10	Edmonton	4-7 L	17-11-3	71	Mar. 18	Hartford	3-2 W	40-21-10
32	Dec. 12	Minnesota	7-5 W	18-11-3	72	Mar. 20	Winnipeg	2-2 T	40-21-11
33	Dec. 14	@ Los Angeles	4-4 T	18-11-4	73	Mar. 22	@ Winnipeg	1-5 L	40-22-11
34	Dec. 17	Detroit	1-1 T	19-11-4	74	Mar. 24	@ Minnesota	4-2 W	41-22-11
35	Dec. 19	Winnipeg	3-1 W	20-11-4	75	Mar. 26	@ Pittsburgh	3-7 L	41-23-11
36	Dec. 22	Quebec	6-6 T	20-11-5	76	Mar. 28	@ Detroit	1-3 L	41-24-11
37	Dec. 27	Philadelphia	1-1 T	20-11-6	77	Mar. 29	@ Washington	1-7 L	41-25-11
38	Dec. 28	@ San Jose	3-2 W	21-11-6	78	Apr. 12	Los Angeles	1-6 L	41-26-11
39	Dec. 31	@ Los Angeles	5-3 W	22-11-6	79	Apr. 14	@ Los Angeles	3-2 W	42-26-11
40	Jan. 3	@ Washington	3-3 T	22-11-7	80	Apr. 16	Calgary	4-4 T	42-26-12

CANUCKS

PLAYERS

IN THE SYSTEM

2020-21 REVIEW

OPPONENTS

HISTORY

ALL-TIME RECORDS

PLAYOFFS

NHL

MEDIA SERVICES



# 1992.93 SEASON RECORD

## SMYTHE DIVISION FINISH

1st (101 Points)

## COACH

Pat Quinn

## GM

Pat Quinn

## CAPTAIN

Trevor Linden

## SCORING

Player	GP	G	A	PTS	PIM
Bure	83	60	50	110	69
Ronning	79	29	56	85	30
Courtnall	84	31	46	77	167
Craven	HFD 67	25	42	67	20
	VAN 10	0	10	10	12
Linden	84	33	39	72	64
Nedved	84	38	33	71	96
Adams	53	25	31	56	14
Ward	70	22	30	52	82
Semenov	TB 13	2	3	5	4
	VAN 62	10	34	44	28
Lumme	74	8	36	44	55
Momesso	84	18	20	38	200
Sandlak	59	10	18	28	122
Plavsic	57	6	21	27	53
Slegre	41	4	22	26	109
Lidster	71	6	19	25	36
Diduck	80	6	14	20	171

Player	GP	G	A	PTS	PIM
Babych	43	3	16	19	44
Odjick	75	4	13	17	370
Murzyn	79	5	11	16	196
Fergus	36	5	9	14	20
Valk	48	6	7	13	77
Hunter	QUE 48	5	3	8	94
	VAN 26	0	4	4	99
Dirk	69	4	8	12	150
Walter	25	3	0	3	10
Whitmore	31	0	3	3	2
Morin	1	0	1	1	0
Ratushny	1	0	1	1	2
McLean	54	0	1	1	16
Antoski	2	0	0	0	0

Goaltender	GPI	MIN	GA	SO	AVG	W-L-T
Whitmore	31	1,817	94	1	3.10	18-8-4
McLean	54	3,261	184	3	3.39	28-21-5

## RESULTS

No	Date	Opponent	Score	Record
1	Oct. 6	@ Edmonton	5-4 W	1-0-0
2	Oct. 10	Edmonton	5-2 W	2-0-0
3	Oct. 12	Winnipeg	8-1 W	3-0-0
4	Oct. 16	@ Winnipeg	6-2 W	4-0-0
5	Oct. 18	@ Chicago	1-3 L	4-1-0
6	Oct. 20	@ Pittsburgh	1-5 L	4-2-0
7	Oct. 22	@ Philadelphia	4-4 T	4-2-1
8	Oct. 25	Boston	3-5 L	4-3-1
9	Oct. 28	Washington	4-3 W	5-3-1
10	Oct. 30	Minnesota	2-3 L	5-4-1
11	Nov. 1	@ Calgary	3-5 L	5-5-1
12	Nov. 4	Calgary	5-5 T	5-5-2
13	Nov. 6	Ottawa	4-1 W	6-5-2
14	Nov. 8	Winnipeg	6-1 W	7-5-2
15	Nov. 10	San Jose	6-2 W	8-5-2
16	Nov. 12	@ Los Angeles	4-7 L	8-6-2
17	Nov. 14	@ San Jose	5-2 W	9-6-2
18	Nov. 16	Los Angeles	6-3 W	10-6-2
19	Nov. 18	@ Edmonton	2-4 L	10-7-2
20	Nov. 19	@ Calgary	3-4 L	10-8-2
21	Nov. 21	Edmonton	9-0 W	11-8-2
22	Nov. 23	Chicago	5-2 W	12-8-2
23	Nov. 25	@ Minnesota	4-2 W	13-8-2
24	Nov. 26	@ St. Louis	5-7 L	13-9-2
25	Nov. 28	@ Montreal	6-5 W	14-9-2
26	Dec. 3	Edmonton	4-1 W	15-9-2
27	Dec. 7	St. Louis	4-3 W	16-9-2
28	Dec. 9	San Jose	8-3 W	17-9-2
29	Dec. 13	Quebec	3-3 T	17-9-3
30	Dec. 16	@ Edmonton	2-4 L	17-10-3
31	Dec. 18	San Jose	8-1 W	18-10-3
32	Dec. 19	@ San Jose	6-3 W	19-10-3
33	Dec. 22	@ Los Angeles	6-2 W	20-10-3
34	Dec. 27	Montreal	5-2 W	21-10-3
35	Dec. 29	San Jose	7-5 W	22-10-3
36	Dec. 31	Los Angeles	4-0 W	23-10-3
37	Jan. 2	@ San Jose	2-2 T	23-10-4
38	Jan. 4	Tampa Bay	7-0 W	24-10-4
39	Jan. 6	@ Toronto	5-2 W	25-10-4
40	Jan. 8	@ Detroit	3-6 L	25-11-4
41	Jan. 9	@ NY Islanders	5-4 W	26-11-4
42	Jan. 11	@ NY Rangers	3-3 T	26-11-5

No	Date	Opponent	Score	Record
43	Jan. 12	@ New Jersey	2-3 L	26-12-5
44	Jan. 15	Buffalo	4-1 W	27-12-5
45	Jan. 16	Hartford	8-3 W	28-12-5
46	Jan. 19	Pittsburgh	2-5 L	28-13-5
47	Jan. 21	@ Los Angeles	5-4 W	29-13-5
48	Jan. 23	@ Minnesota	3-3 T	29-13-6
49	Jan. 24	@ Chicago	2-6 L	29-14-6
50	Jan. 27	Chicago	4-4 T	29-14-7
51	Jan. 30	Detroit	4-4 T	29-14-8
52	Feb. 1	Minnesota	4-5 L	29-15-8
53	Feb. 3	Tampa Bay	4-2 W	30-15-8
54	Feb. 9	@ Quebec	5-1 W	31-15-8
55	Feb. 11	@ Toronto	2-5 L	31-16-8
56	Feb. 12	@ Buffalo	3-1 W	32-16-8
57	Feb. 15	@ Los Angeles	0-3 L	32-17-8
58	Feb. 18	Philadelphia	2-3 L	32-18-8
59	Feb. 20	Winnipeg	4-2 W	33-18-8
60	Feb. 22	Toronto	1-8 L	33-19-8
61	Feb. 24	NY Rangers	5-4 W	34-19-8
62	Feb. 26	@ Winnipeg	7-4 W	35-19-8
63	Mar. 1	@ Buffalo	5-2 W	36-19-8
64	Mar. 2	@ Washington	3-3 T	36-19-9
65	Mar. 4	@ Boston	3-4 L	36-20-9
66	Mar. 6	@ Hartford	1-5 L	36-21-9
67	Mar. 9	New Jersey	7-2 W	37-21-9
68	Mar. 11	Minnesota	3-4 L	37-22-9
69	Mar. 12	@ Winnipeg	3-2 W	38-22-9
70	Mar. 14	@ Calgary	2-3 L	38-23-9
71	Mar. 18	Winnipeg	2-5 L	38-24-9
72	Mar. 20	NY Islanders	2-7 L	38-25-9
73	Mar. 22	St. Louis	1-3 L	38-26-9
74	Mar. 24	Los Angeles	6-2 W	39-26-9
75	Mar. 26	Calgary	1-3 L	39-27-9
76	Mar. 30	@ St. Louis	6-3 W	40-27-9
77	Apr. 1	@ Tampa Bay	5-3 W	41-27-9
78	Apr. 3	@ Detroit	1-5 L	41-28-9
79	Apr. 4	@ Ottawa	3-0 W	42-28-9
80	Apr. 7	Edmonton	5-4 OT W	43-28-9
81	Apr. 9	@ Calgary	1-8 L	43-29-9
82	Apr. 11	Calgary	6-3 W	44-29-9
83	Apr. 13	Los Angeles	7-4 W	45-29-9
84	Apr. 15	@ Los Angeles	8-6 W	46-29-9

# 1993.94 SEASON RECORD

## PACIFIC DIVISION FINISH

2nd (85 Points)

## COACH

Pat Quinn

## GM

Pat Quinn

## CAPTAIN

Trevor Linden

## SCORING

Player	GP	G	A	PTS	PIM
Bure	76	60	47	107	86
G. Courtnall	82	26	44	70	123
Ronning	76	25	43	68	42
Brown	STL 63	13	47	60	46
	VAN 11	1	5	6	10
Linden	84	32	29	61	73
Craven	78	15	40	55	30
Lumme	83	13	42	55	50
Slego	78	5	33	38	86
Adams	68	13	24	37	20
Babych	73	4	28	32	52
Odjick	76	16	13	29	271
Gelinas	QUE 31	6	6	12	8
	VAN 33	8	8	16	26
Carson	LA 25	4	7	11	2
	VAN 34	7	10	17	22
Momesso	68	14	13	27	149
Murzyn	80	6	14	20	109
Glynn	OTT 48	2	13	15	53
	VAN 16	0	0	0	12
Charbonneau	30	7	7	14	49

Player	GP	G	A	PTS	PIM
Hedican	STL 38	2	3	5	14
	VAN 8	0	1	1	0
Diduck	55	1	10	11	72
Plavsic	47	1	9	10	6
McIntyre	62	3	6	9	38
Lafayette	STL 38	2	3	5	14
	VAN 11	1	1	2	4
Hunter	56	3	4	7	171
Ward	33	6	1	7	37
Jackson	12	5	1	6	9
Kesa	19	2	4	6	18
Namestnikov	17	0	5	5	10
Dirk	65	2	3	5	105
Eisenhut	13	1	3	4	21
McLean	52	0	4	4	2
Antoski	55	1	2	3	190
Morin	5	1	1	2	6
Whitmore	32	0	0	0	6
Peca	4	0	0	0	2

Goaltender	GPI	MIN	GA	SO	AVG	W-L-T
McLean	52	3,128	156	3	2.99	23-26-3
Whitmore	32	1,921	113	0	3.53	18-14-0

## RESULTS

No	Date	Opponent	Score	Record
1	Oct. 6	@ Los Angeles	5-2 W	1-0-0
2	Oct. 9	Calgary	1-5 L	1-1-0
3	Oct. 11	Edmonton	4-1 W	2-1-0
4	Oct. 16	@ Edmonton	3-2 W	3-1-0
5	Oct. 19	Boston	4-4 W	4-1-0
6	Oct. 21	@ Calgary	6-3 W	5-1-0
7	Oct. 23	@ San Jose	6-4 W	6-1-0
8	Oct. 24	San Jose	3-2 OT W	7-1-0
9	Oct. 27	Washington	2-4 L	7-2-0
10	Oct. 30	Buffalo	3-6 L	7-3-0
11	Nov. 2	@ NY Islanders	2-1 W	8-3-0
12	Nov. 3	@ NY Rangers	3-6 L	8-4-0
13	Nov. 5	@ Washington	2-3 L	8-5-0
14	Nov. 7	@ Philadelphia	5-2 W	9-5-0
15	Nov. 10	Los Angeles	4-0 W	10-5-0
16	Nov. 13	@ Calgary	3-4 L	10-6-0
17	Nov. 14	Anaheim	3-2 W	11-6-0
18	Nov. 16	St. Louis	3-0 W	12-6-0
19	Nov. 19	Anaheim	3-6 L	12-7-0
20	Nov. 22	Toronto	2-5 L	12-8-0
21	Nov. 24	Detroit	4-5 OT L	12-9-0
22	Nov. 26	@ Winnipeg	5-3 W	13-9-0
23	Nov. 27	@ Edmonton	1-2 L	13-10-0
24	Nov. 29	Chicago	2-1 W	14-10-0
25	Dec. 2	Philadelphia	3-6 L	14-11-0
26	Dec. 4	@ Quebec	1-3 L	14-12-0
27	Dec. 6	@ Montreal	3-4 OT L	14-13-0
28	Dec. 8	@ Hartford	4-1 W	15-13-0
29	Dec. 9	@ Boston	3-2 OT W	16-13-0
30	Dec. 14	@ Calgary	4-8 L	16-14-0
31	Dec. 15	@ Edmonton	2-7 L	16-15-0
32	Dec. 17	Winnipeg	6-1 W	17-15-0
33	Dec. 19	Dallas	1-3 L	17-16-0
34	Dec. 21	Edmonton	6-3 W	18-16-0
35	Dec. 23	Calgary (@ Sask.)	4-3 W	19-16-0
36	Dec. 28	@ Los Angeles	5-6 L	19-17-0
37	Dec. 31	San Jose	2-3 L	19-18-0
38	Jan. 2	Montreal	2-3 L	19-19-0
39	Jan. 5	@ Ottawa	7-2 W	20-19-0
40	Jan. 8	@ Toronto	3-6 L	20-20-0
41	Jan. 9	@ Buffalo	3-5 L	20-21-0
42	Jan. 12	Quebec	4-3 W	21-21-0

No	Date	Opponent	Score	Record
43	Jan. 14	Ottawa	2-2 T	21-21-1
44	Jan. 16	@ Anaheim	4-3 W	22-21-1
45	Jan. 19	Calgary	3-4 L	22-22-1
46	Jan. 24	@ Edmonton	5-4 OT W	23-22-1
47	Jan. 25	St. Louis	3-3 T	23-22-2
48	Jan. 27	Dallas	2-3 L	23-23-2
49	Jan. 29	New Jersey	6-3 W	24-23-2
50	Jan. 31	Los Angeles	3-1 W	25-23-2
51	Feb. 2	Chicago	6-4 W	26-23-2
52	Feb. 4	@ Anaheim	0-3 L	26-24-2
53	Feb. 6	Hartford	2-4 L	26-25-2
54	Feb. 8	@ Detroit	6-3 W	27-25-2
55	Feb. 10	@ New Jersey	3-7 L	27-26-2
56	Feb. 12	@ Tampa Bay	3-2 W	28-26-2
57	Feb. 13	@ Florida	1-2 L	28-27-2
58	Feb. 15	@ St. Louis	2-3 L	28-28-2
59	Feb. 17	@ Chicago	4-2 W	29-28-2
60	Feb. 22	Calgary	4-4 T	29-28-3
61	Feb. 26	Tampa Bay	3-1 W	30-28-3
62	Mar. 1	Edmonton	4-7 L	30-29-3
63	Mar. 3	@ St. Louis	4-0 W	31-29-3
64	Mar. 4	@ Dallas	4-1 W	32-29-3
65	Mar. 7	Florida	1-2 L	32-30-3
66	Mar. 9	NY Islanders	5-4 W	33-30-3
67	Mar. 11	@ Winnipeg	8-4 W	34-30-3
68	Mar. 13	@ Chicago	2-5 L	34-31-3
69	Mar. 15	@ Detroit	2-5 L	34-32-3
70	Mar. 16	@ Toronto	4-1 W	35-32-3
71	Mar. 19	@ Pittsburgh	4-5 L	35-33-3
72	Mar. 20	@ Dallas	1-2 OT L	35-34-3
73	Mar. 23	@ Los Angeles	6-3 W	36-34-3
74	Mar. 25	NY Rangers	2-5 L	36-35-3
75	Mar. 27	Los Angeles	4-3 W	37-35-3
76	Mar. 28	Toronto	3-2 OT W	38-35-3
77	Mar. 30	Pittsburgh	1-3 L	38-36-3
78	Apr. 1	Winnipeg	5-1 W	39-36-3
79	Apr. 2	San Jose	4-7 L	39-37-3
80	Apr. 5	Detroit	3-8 L	39-38-3
81	Apr. 7	San Jose	3-2 W	40-38-3
82	Apr. 9	Anaheim	1-3 L	40-39-3
83	Apr. 10	@ San Jose	1-3 L	40-40-3
84	Apr. 13	@ Anaheim	2-1 W	41-40-3

CANUCKS PLAYERS IN THE SYSTEM 2020-21 REVIEW OPPONENTS HISTORY ALL-TIME RECORDS PLAYOFFS NHL MEDIA SERVICES

# 1994.95 SEASON RECORD

## PACIFIC DIVISION FINISH

2nd (48 Points)

## COACH

Rick Ley

## GM

Pat Quinn

## CAPTAIN

Trevor Linden

## SCORING

Player	GP	G	A	PTS	PIM
Bure	44	20	23	43	47
Linden	48	18	22	40	40
R. Courtnall	DAL 32	7	10	17	13
	VAN 13	4	14	18	4
G. Courtnall	45	16	18	34	81
Beranek	PHI 14	5	5	10	2
	VAN 37	8	13	21	28
Brown	33	8	23	31	16
Momesso	48	10	15	25	65
Ronning	41	6	19	25	27
Gelinas	46	13	10	23	36
Oksiuta	EDM 26	11	2	13	6
	VAN 12	5	2	7	2
Ruuttu	CHI 20	2	5	7	6
	VAN 25	5	6	11	23
Lumme	36	5	12	17	26
Adams	31	5	10	15	12
Babych	40	3	11	14	18
Hedican	45	2	11	13	34
Peca	33	6	6	12	30
Odjick	23	4	5	9	109
Lafayette	27	4	4	8	2

Player	GP	G	A	PTS	PIM
Murzyn	40	0	8	8	129
Slego	19	1	5	6	32
Hunter	34	3	2	5	120
Diduck	22	1	3	4	15
McIntyre	28	0	4	4	37
Cullimore	34	1	2	3	39
Namestnikov	16	0	3	3	4
Leeman	10	2	0	2	0
Aucoin	1	1	0	1	0
Charbonneau	3	1	0	1	0
Jackson	3	1	0	1	4
Plavsic	3	0	1	1	4
Whitmore	11	0	1	1	7
Walker	11	0	1	1	33
McLean	40	0	1	1	4
Antonski	7	0	0	0	46
Wotton	1	0	0	0	0
Stojanov	4	0	0	0	13

Goaltender	GPI	MIN	GA	SO	AVG	W-L-T
McLean	40	2,374	109	1	2.75	18-12-10
Whitmore	11	558	37	0	3.98	0-6-2

## RESULTS

No	Date	Opponent	Score	Record
1	Jan. 20	Dallas	1-1 T	0-0-1
2	Jan. 21	St. Louis	1-7 L	0-1-1
3	Jan. 24	@ Detroit	3-6 L	0-2-1
4	Jan. 25	@ Toronto	2-6 L	0-3-1
5	Jan. 28	@ St. Louis	3-1 W	1-3-1
6	Feb. 1	Toronto	4-4 T	1-3-2
7	Feb. 5	Chicago	4-9 L	1-4-2
8	Feb. 7	Edmonton	4-4 T	1-4-3
9	Feb. 9	Winnipeg	5-1 W	2-4-3
10	Feb. 11	San Jose	1-1 T	2-4-4
11	Feb. 15	@ San Jose	1-3 L	2-5-4
12	Feb. 17	@ Anaheim	2-2 T	2-5-5
13	Feb. 18	@ Los Angeles	6-2 W	3-5-5
14	Feb. 20	Los Angeles	8-2 W	4-5-5
15	Feb. 22	Winnipeg	1-4 L	4-6-5
16	Feb. 24	@ Dallas	3-3 T	4-6-6
17	Feb. 26	@ San Jose	5-1 W	5-6-6
18	Feb. 28	San Jose	3-4 L	5-7-6
19	Mar. 2	@ Calgary	2-2 T	5-7-7
20	Mar. 4	@ Los Angeles	5-4 W	6-7-7
21	Mar. 6	Detroit	2-5 L	6-8-7
22	Mar. 11	Anaheim	5-3 W	7-8-7
23	Mar. 12	@ Edmonton	5-2 W	8-8-7
24	Mar. 14	@ Winnipeg	3-3 T	8-8-8

No	Date	Opponent	Score	Record
25	Mar. 16	@ Chicago	2-9 L	8-9-8
26	Mar. 17	@ Detroit	1-3 L	8-10-8
27	Mar. 21	Toronto	3-1 W	9-10-8
28	Mar. 23	Chicago	1-3 L	9-11-8
29	Mar. 25	Detroit	1-2 L	9-12-8
30	Mar. 26	@ Calgary	0-2 L	9-13-8
31	Mar. 29	Los Angeles	5-2 W	10-13-8
32	Mar. 31	Anaheim	6-1 W	11-13-8
33	Apr. 1	@ Edmonton	5-1 W	12-13-8
34	Apr. 4	Dallas	2-2 T	12-13-9
35	Apr. 7	@ Winnipeg	4-7 L	12-14-9
36	Apr. 8	@ Calgary	4-2 W	13-14-9
37	Apr. 11	Anaheim	5-0 W	14-14-9
38	Apr. 13	Edmonton	4-6 L	14-15-9
39	Apr. 15	@ Anaheim	3-1 W	15-15-9
40	Apr. 17	@ Dallas	2-2 T	15-15-10
41	Apr. 18	@ St. Louis	1-4 L	15-16-10
42	Apr. 20	Calgary	2-2 T	15-16-11
43	Apr. 22	Edmonton	6-1 W	16-16-11
44	Apr. 25	@ Chicago	3-4 OT L	16-17-11
45	Apr. 26	@ Toronto	2-5 L	16-18-11
46	Apr. 28	St. Louis	3-1 W	17-18-11
47	Apr. 30	Calgary	6-4 W	18-18-11
48	May 3	@ San Jose	3-3 T	18-18-12

# 1995.96 SEASON RECORD

## PACIFIC DIVISION FINISH

Tied 2nd (79 Points)

## COACH

Rick Ley, Pat Quinn

## GM

Pat Quinn

## CAPTAIN

Trevor Linden

## SCORING

Player	GP	G	A	PTS	PIM	Player	GP	G	A	PTS	PIM
Mogilny	79	55	52	107	16	Brown	28	1	16	17	18
82	33	47	80	42	Aucoin	49	4	14	18	34	
Ronning	79	22	45	67	42	Bure	15	6	7	13	8
Courtall	81	26	39	65	40	Walker	63	4	8	12	137
Gelinas	81	30	26	56	59	Murzyn	69	2	10	12	130
Naslund	PIT 66	19	33	52	36	Kucera	HFD 30	2	6	8	10
	VAN 10	3	0	3	6		VAN 24	1	0	1	10
Lumme	80	17	37	54	50	Odjick	55	3	4	7	181
Olksuita	56	16	23	39	42	Sandlak	33	4	2	6	6
Tikkanen	STL 11	1	4	5	18	Loney	12	2	3	5	6
	NJ 9	0	2	2	4	Kocur	NYR 38	1	2	3	49
	VAN 38	13	24	37	14		VAN 7	0	1	1	19
Belanger	FLA 63	17	21	38	10	Hunter	60	2	0	2	122
	VAN 9	3	0	3	4	Cullimore	27	1	1	2	21
Sillinger	ANA 62	13	21	34	32	Malkoc	41	0	2	2	136
	VAN 12	1	3	4	6	Hirsch	41	0	2	2	2
Hedican	77	6	23	29	83	McLean	45	0	2	2	6
Babych	53	3	21	24	38	Bohonos	3	0	1	1	0
Rohlin	56	6	16	22	32	Courville	3	1	0	1	0
Ridley	37	6	15	21	29	Stojanov	58	0	1	1	123
Beranek	61	6	14	20	60						
Dowd	NJ 28	4	9	13	17						
	VAN 38	1	6	7	6						

## RESULTS

No	Date	Opponent	Score	Record	No	Date	Opponent	Score	Record
1	Oct. 9	Detroit	3-5 L	0-1-0	42	Jan. 13	@ Toronto	5-2 W	15-16-11
2	Oct. 12	@ Los Angeles	7-7 T	0-1-1	43	Jan. 15	@ Boston	6-0 W	16-16-11
3	Oct. 14	@ San Jose	7-6 W	1-1-1	44	Jan. 16	@ Hartford	0-3 L	16-17-11
4	Oct. 15	Los Angeles	3-3 T	1-1-2	45	Jan. 22	Dallas	4-6 L	16-18-11
5	Oct. 18	@ Anaheim	5-1 W	2-1-2	46	Jan. 24	Anaheim	1-2 L	16-19-11
6	Oct. 21	@ Edmonton	4-6 L	2-2-2	47	Jan. 25	@ Colorado	2-2 T	16-19-12
7	Oct. 24	@ NY Rangers	2-5 L	2-3-2	48	Jan. 27	NY Islanders	6-3 W	17-19-12
8	Oct. 25	@ New Jersey	4-2 W	3-3-2	49	Jan. 30	New Jersey	2-3 OT L	17-20-12
9	Oct. 28	Winnipeg	1-4 L	3-4-2	50	Feb. 1	@ St. Louis	2-2 T	17-20-13
10	Oct. 30	San Jose	4-3 W	4-4-2	51	Feb. 2	@ Dallas	5-4 W	18-20-13
11	Nov. 1	Edmonton	3-3 T	4-4-3	52	Feb. 4	@ Winnipeg	4-2 W	19-20-13
12	Nov. 3	Toronto	4-4 T	4-4-4	53	Feb. 7	Hartford	3-5 L	19-21-13
13	Nov. 4	@ Calgary	4-4 T	4-4-5	54	Feb. 9	@ Edmonton	3-2 OT W	20-21-13
14	Nov. 7	@ NY Islanders	5-2 W	5-4-5	55	Feb. 10	Washington	4-4 T	20-21-14
15	Nov. 9	@ Chicago	2-5 L	5-5-5	56	Feb. 13	Winnipeg	5-4 W	21-21-14
16	Nov. 11	Colorado	4-8 L	5-6-5	57	Feb. 15	Anaheim	5-3 W	22-21-14
17	Nov. 12	Montreal	2-4 L	5-7-5	58	Feb. 17	Boston	1-4 L	22-22-14
18	Nov. 16	@ Florida	2-2 T	5-7-6	59	Feb. 19	@ Detroit	3-4 L	22-23-14
19	Nov. 18	@ Tampa Bay	4-5 OT L	5-8-6	60	Feb. 20	@ Winnipeg	5-3 W	23-23-14
20	Nov. 19	@ Philadelphia	2-3 OT L	5-9-6	61	Feb. 23	San Jose	3-1 W	24-23-14
21	Nov. 22	@ Dallas	3-4 L	5-10-6	62	Feb. 27	Pittsburgh	4-7 L	24-24-14
22	Nov. 23	@ St. Louis	3-2 W	6-10-6	63	Feb. 29	St. Louis	2-2 T	24-24-15
23	Nov. 25	@ San Jose	2-7 L	6-11-6	64	Mar. 2	@ Detroit	3-2 W	25-24-15
24	Nov. 29	Chicago	2-2 T	6-11-7	65	Mar. 3	@ Buffalo	3-0 W	26-24-15
25	Dec. 1	San Jose	7-2 W	7-11-7	66	Mar. 6	Buffalo	5-2 W	27-24-15
26	Dec. 5	Edmonton	6-2 W	8-11-7	67	Mar. 9	Colorado	5-2 W	27-25-15
27	Dec. 8	St. Louis	3-6 L	8-12-7	68	Mar. 12	@ Washington	0-9 L	27-26-15
28	Dec. 9	@ Calgary	4-3 W	9-12-7	69	Mar. 14	@ Chicago	1-5 L	27-27-15
29	Dec. 13	@ Edmonton	2-2 T	9-12-8	70	Mar. 15	@ Ottawa	0-2 L	27-28-15
30	Dec. 17	Ottawa	4-1 W	10-12-8	71	Mar. 17	@ Toronto	2-4 L	27-29-15
31	Dec. 18	@ Colorado	4-2 W	11-12-8	72	Mar. 19	Colorado	3-4 L	27-30-15
32	Dec. 20	@ Los Angeles	2-2 T	11-12-9	73	Mar. 22	Dallas	5-2 W	28-30-15
33	Dec. 22	@ Anaheim	6-2 W	12-12-9	74	Mar. 23	Calgary	0-4 L	28-31-15
34	Dec. 23	Detroit	0-1 L	12-13-9	75	Mar. 25	Los Angeles	4-1 W	29-30-15
35	Dec. 26	Calgary	2-4 L	12-14-9	76	Mar. 27	Toronto	2-6 L	29-32-15
36	Dec. 28	NY Rangers	2-3 L	12-15-9	77	Mar. 29	Chicago	4-2 W	30-32-15
37	Dec. 31	Philadelphia	5-5 T	12-15-10	78	Apr. 1	Edmonton	2-6 L	30-33-15
38	Jan. 3	Florida	7-2 W	13-15-10	79	Apr. 3	@ Calgary	3-4 L	30-34-15
39	Jan. 6	Tampa Bay	9-2 W	14-15-10	80	Apr. 6	@ Los Angeles	4-2 W	31-34-15
40	Jan. 8	@ Pittsburgh	5-8 L	14-16-10	81	Apr. 8	@ Anaheim	0-2 L	31-35-15
41	Jan. 10	@ Montreal	2-2 T	14-16-11	82	Apr. 13	Calgary	5-0 W	32-35-15

# 1996-97 SEASON RECORD

## PACIFIC DIVISION FINISH

4th (77 Points)

## COACH

Tom Renney

## GM

Pat Quinn

## CAPTAIN

Trevor Linden

## SCORING

Player	GP	G	A	PTS	PIM
Mogilny	76	31	42	73	18
Gelinas	74	35	33	68	42
Bure	63	23	32	55	40
Ridley	75	20	32	52	42
Naslund	78	21	20	41	30
Linden	49	9	31	40	27
Sillinger	78	17	20	37	25
Lumme	66	11	24	35	32
Noonan	STL 13	2	5	7	0
	NVR 44	6	9	15	28
	VAN 16	4	8	12	6
Courtnall	47	9	19	28	24
Roberts	58	10	17	27	51
Babych	78	5	22	27	38
Tikkanen	62	12	15	27	66
Nemchinov	NVR 63	6	13	19	12
	VAN 6	2	3	5	4
Bohonos	36	11	11	22	10
Aucoin	70	5	16	21	63
Hedican	67	4	15	19	51
Walker	64	3	15	18	132

Player	GP	G	A	PTS	PIM
Staios	BOS 54	3	8	11	71
	VAN 9	0	6	6	20
Joseph	63	3	13	16	62
Brashear	MTL 10	0	0	0	38
	VAN 59	8	5	13	207
Odjick	70	5	8	13	371
Rohlin	40	2	8	10	8
Wotton	36	3	6	9	19
Murzyn	61	1	7	8	118
Semak	18	2	1	3	2
Crowder	30	1	2	3	52
Courville	19	0	2	2	11
McLean	44	0	2	2	2
Hirsch	39	0	1	1	6
Cullimore	3	0	0	0	2
Namestnikov	2	0	0	0	4
Fountain	6	0	0	0	0
Kucera	2	0	0	0	0

Goaltender	GPI	MIN	GA	SO	AVG	W-L-T
McLean	44	2,581	138	0	3.21	21-18-3
Hirsch	39	2,127	116	2	3.27	12-20-4
Fountain	6	245	14	1	3.43	2-2-0

## RESULTS

No	Date	Opponent	Score	Record
1	Oct. 5	Calgary	3-1 W	1-0-0
2	Oct. 6	@ Edmonton	0-2 L	1-1-0
3	Oct. 9	Buffalo	1-2 L	1-2-0
4	Oct. 12	St. Louis	5-3 W	2-2-0
5	Oct. 14	Boston	4-5 OT L	2-3-0
6	Oct. 17	@ Dallas	6-1 W	3-3-0
7	Oct. 19	@ Colorado	2-9 L	3-4-0
8	Oct. 23	Colorado	1-4 L	3-5-0
9	Oct. 26	Pittsburgh	2-1 W	4-5-0
10	Oct. 30	@ Anaheim	6-3 W	5-5-0
11	Nov. 1	@ Edmonton	5-4 OT W	6-5-0
12	Nov. 2	Calgary	4-3 W	7-5-0
13	Nov. 8	St. Louis	2-4 L	7-6-0
14	Nov. 11	@ NY Rangers	3-2 W	8-6-0
15	Nov. 13	@ NY Islanders	4-5 OT L	8-7-0
16	Nov. 14	@ New Jersey	3-0 W	9-7-0
17	Nov. 16	@ Montreal	1-6 L	9-8-0
18	Nov. 19	Dallas	2-0 W	10-8-0
19	Nov. 21	Chicago	2-1 OT W	11-8-0
20	Nov. 23	NY Rangers	5-3 W	12-8-0
21	Nov. 26	@ Toronto	2-3 L	12-9-0
22	Nov. 27	@ Hartford	6-2 W	13-9-0
23	Nov. 29	@ Boston	3-7 L	13-10-0
24	Dec. 1	@ Philadelphia	3-4 L	13-11-0
25	Dec. 3	@ Detroit	2-2 T	13-11-1
26	Dec. 4	@ Buffalo	7-6 OT W	14-11-1
27	Dec. 7	Ottawa	2-3 L	14-12-1
28	Dec. 11	Colorado	1-6 L	14-13-1
29	Dec. 13	@ Dallas	1-2 L	14-14-1
30	Dec. 15	@ St. Louis	8-0 W	15-14-1
31	Dec. 18	New Jersey	1-2 L	15-15-1
32	Dec. 20	Detroit	3-2 W	16-15-1
33	Dec. 23	Edmonton	0-7 L	16-16-1
34	Dec. 26	@ San Jose	1-6 L	16-17-1
35	Dec. 27	@ Phoenix	4-7 L	16-18-1
36	Dec. 31	Philadelphia	3-5 L	16-19-1
37	Jan. 2	Los Angeles	4-3 W	17-19-1
38	Jan. 4	Toronto	7-3 W	18-19-1
39	Jan. 6	@ Anaheim	5-1 W	19-19-1
40	Jan. 7	@ Los Angeles	2-6 L	19-20-1
41	Jan. 10	Hartford	5-3 W	20-20-1

No	Date	Opponent	Score	Record
42	Jan. 12	Anaheim	2-3 L	20-21-1
43	Jan. 14	Florida	4-4 T	20-21-2
44	Jan. 20*	San Jose	6-1 W	21-21-2
45	Jan. 22	@ Chicago	4-3 OT W	22-21-2
46	Jan. 23	@ St. Louis	3-4 L	22-22-2
47	Jan. 25	@ Phoenix	0-4 L	22-23-2
48	Jan. 27	San Jose	5-2 W	23-23-2
49	Jan. 30	NY Islanders	2-1 OT W	24-23-2
50	Feb. 1	@ Calgary	0-3 L	24-24-2
51	Feb. 3	@ Ottawa	4-6 L	24-25-2
52	Feb. 4	@ Pittsburgh	4-6 L	24-26-2
53	Feb. 6	@ Detroit	7-4 W	25-26-2
54	Feb. 8	@ Toronto	2-3 L	25-27-2
55	Feb. 11	Washington	2-5 L	25-28-2
56	Feb. 15	Anaheim	4-2 W	26-28-2
57	Feb. 18	Toronto	5-6 L	26-29-2
58	Feb. 20	@ San Jose	6-1 W	27-29-2
59	Feb. 22	@ Los Angeles	0-4 L	27-30-2
60	Feb. 23	@ Anaheim	2-5 L	27-31-2
61	Feb. 25	Montreal	2-4 L	27-32-2
62	Feb. 27	Phoenix	6-2 W	28-32-2
63	Mar. 1	Los Angeles	0-3 L	28-33-2
64	Mar. 3	@ Colorado	1-5 L	28-34-2
65	Mar. 5	Chicago	1-1 T	28-34-3
66	Mar. 8	Detroit	3-5 L	28-35-3
67	Mar. 10	@ Chicago	2-2 T	28-35-4
68	Mar. 11	@ Washington	1-4 L	28-36-4
69	Mar. 13	@ Florida	4-5 L	28-37-4
70	Mar. 15	@ Tampa Bay	5-2 W	29-37-4
71	Mar. 18	@ Colorado	2-4 L	29-38-4
72	Mar. 20	San Jose	1-2 L	29-39-4
73	Mar. 22	Tampa Bay	3-2 W	30-39-4
74	Mar. 24	Los Angeles	2-2 T	30-39-5
75	Mar. 26	Anaheim	5-3 W	31-39-5
76	Mar. 29	@ Calgary	5-2 W	32-39-5
77	Mar. 30	Dallas	2-3 L	32-40-5
78	Apr. 4	Calgary	3-3 T	32-40-6
79	Apr. 5	@ Edmonton	2-2 T	32-40-7
80	Apr. 7	@ San Jose	3-2 W	33-40-7
81	Apr. 9	Phoenix	6-4 W	34-40-7
82	Apr. 12	Edmonton	5-4 W	35-40-7

\* Rescheduled game (Dec. 29) due to weather

# 1997-98 SEASON RECORD

## PACIFIC DIVISION FINISH

7th (64 Points)

## COACH

Mike Keenan

## GM

Pat Quinn

## CAPTAIN

Mark Messier

## SCORING

Player	GP	G	A	PTS	PIM	Player	GP	G	A	PTS	PIM	
Bure	82	51	39	90	48	Robertsson	30	2	4	6	24	
Messier	82	22	38	60	58	Huscroft	TB 44	0	3	3	122	
Mogilny	51	18	27	45	36		VAN 7	0	1	1	55	
Naslund	76	14	20	34	56	McAllister	36	1	2	3	106	
Bertuzzi	NYI 52	7	11	18	58	Bohonos	31	2	1	3	4	
	VAN 22	6	9	15	63	Vaic	5	1	1	2	2	
Lumme	74	9	21	30	34	Roberts	13	1	1	2	4	
Ohlund	77	7	23	30	76	Convery	7	0	2	2	0	
Hedican	71	3	24	27	79	Strudwick	NYI 17	0	1	1	36	
Noonan	82	10	15	25	62		VAN 11	0	1	1	29	
Scatchard	76	13	11	24	165	Ciccone	13	0	1	1	47	
McCabe	82	4	20	24	209	Hirsch	1	0	0	0	0	
May	BUF 36	4	7	11	113	Wotton	5	0	0	0	6	
	VAN 27	9	3	12	41	Courville	11	0	0	0	5	
Linden	42	7	14	21	49	Irbe	41	0	0	0	2	
Zezel	NJ 5	0	3	3	0	Snow	PHI 29	0	0	0	18	
	VAN 25	5	12	17	2		VAN 12	0	0	0	4	
Brashear	77	9	9	18	372	McLean	29	0	0	0	0	
Ledyard	49	2	13	15	14							
Walker	59	3	10	13	164	<b>Goaltender</b>	<b>GPI</b>	<b>MIN</b>	<b>GA</b>	<b>SO</b>	<b>AVG</b>	<b>W-L-T</b>
Babych	47	0	9	9	37	Irbe	PHI 41	1,999	91	2	2.73	14-11-6
Gelinas	24	4	4	8	10	Snow	PHI 29	1,651	67	1	2.43	14-9-4
Murzyn	31	5	2	7	42		VAN 12	504	26	0	3.10	3-6-0
Staios	77	3	4	7	134	Burke	16	838	49	0	3.51	2-9-4
Aucoin	35	3	3	6	21	McLean	29	1,583	97	1	3.68	6-17-4
						Hirsch	1	50	5	0	6.00	0-0-0

## RESULTS

No	Date	Opponent	Score	Record	No	Date	Opponent	Score	Record
1	Oct. 4	Anaheim	3-2 W	1-0-0	42	Jan. 5	Los Angeles	3-2 W	12-24-6
2	Oct. 5	@ Anaheim	2-3 L	1-1-0	43	Jan. 7	St. Louis	2-3 L	12-25-6
3	Oct. 9	Toronto	2-2 T	1-1-1	44	Jan. 8	@ Colorado	4-4 T	12-25-7
4	Oct. 11	NY Rangers	3-6 L	1-2-1	45	Jan. 10	Florida	2-2 T	12-25-8
5	Oct. 13	Edmonton	3-0 W	2-2-1	46	Jan. 12	@ Chicago	2-3 L	12-26-8
6	Oct. 17	Boston	0-2 L	2-3-1	47	Jan. 14	@ Detroit	0-4 L	12-27-8
7	Oct. 19	Colorado	4-4 T	2-3-2	48	Jan. 15	@ Buffalo	2-6 L	12-28-8
8	Oct. 21	@ Dallas	5-1 W	3-3-2	49	Jan. 21	Phoenix	1-6 L	12-29-8
9	Oct. 23	@ St. Louis	1-4 L	3-4-2	50	Jan. 24	@ Calgary	2-5 L	12-30-8
10	Oct. 25	Pittsburgh	2-3 OT L	3-5-2	51	Jan. 26	@ Phoenix	2-4 L	12-31-8
11	Oct. 26	Detroit	1-5 L	3-6-2	52	Jan. 28	@ Colorado	1-6 L	12-32-8
12	Oct. 29	@ Chicago	0-3 L	3-7-2	53	Jan. 30	New Jersey	3-1 W	12-32-8
13	Oct. 30	@ New Jersey	1-8 L	3-8-2	54	Jan. 31	@ Edmonton	6-3 W	14-32-8
14	Nov. 1	@ Pittsburgh	6-7 OT L	3-9-2	55	Feb. 2	Colorado	1-2 L	14-33-8
15	Nov. 3	@ Carolina	3-5 L	3-10-2	56	Feb. 6	Edmonton	5-4 W	15-33-8
16	Nov. 4	@ Washington	1-2 L	3-11-2	57	Feb. 7	San Jose	6-3 W	16-33-8
17	Nov. 8	Anaheim	2-3 L	3-12-2	58	Feb. 25	Anaheim	5-2 W	17-33-8
18	Nov. 11	@ Los Angeles	2-8 L	3-13-2	59	Feb. 27	@ Calgary	4-4 T	17-33-9
19	Nov. 12	@ San Jose	5-2 W	4-13-2	60	Feb. 28	Ottawa	6-4 W	18-33-9
20	Nov. 14	@ Anaheim	3-3 T	4-13-3	61	Mar. 2	@ Los Angeles	2-2 T	18-33-10
21	Nov. 16	Carolina	4-1 W	5-13-3	62	Mar. 5	Calgary	2-6 L	18-34-10
22	Nov. 20	Phoenix	4-2 W	6-13-3	63	Mar. 7	Tampa Bay	5-2 W	19-34-10
23	Nov. 22	Chicago	4-5 OT L	6-14-3	64	Mar. 9	St. Louis	0-4 L	19-35-10
24	Nov. 25	@ NY Rangers	4-2 W	7-14-3	65	Mar. 11	@ Montreal	2-2 T	19-35-11
25	Nov. 28	@ Boston	5-2 W	8-14-3	66	Mar. 12	@ Philadelphia	2-3 L	19-36-11
26	Nov. 29	@ Toronto	4-2 W	9-14-3	67	Mar. 14	@ NY Islanders	6-2 W	20-36-11
27	Dec. 1	Detroit	3-3 T	9-14-4	68	Mar. 17	@ Florida	4-2 W	21-36-11
28	Dec. 4	San Jose	2-3 L	9-15-4	69	Mar. 18	@ Tampa Bay	2-4 L	21-37-11
29	Dec. 6	@ Colorado	4-6 L	9-16-4	70	Mar. 20	@ Ottawa	1-1 T	21-37-12
30	Dec. 8	@ St. Louis	1-5 L	9-17-4	71	Mar. 21	@ Toronto	1-1 T	21-37-13
31	Dec. 9	@ Detroit	5-7 L	9-18-4	72	Mar. 24	NY Islanders	4-3 W	22-37-13
32	Dec. 13	Colorado	2-5 L	9-19-4	73	Mar. 26	Buffalo	2-5 L	22-38-13
33	Dec. 15	Los Angeles	7-0 W	10-19-4	74	Mar. 28	Washington	2-3 L	22-39-13
34	Dec. 17	@ Phoenix	5-1 W	11-19-4	75	Apr. 1	Edmonton	4-2 W	23-39-13
35	Dec. 18	@ San Jose	0-0 T	11-19-5	76	Apr. 4	Dallas	5-3 W	24-39-13
36	Dec. 20	Chicago	0-5 L	11-20-5	77	Apr. 6	@ Edmonton	2-3 L	24-40-13
37	Dec. 23	Dallas	1-3 L	11-21-5	78	Apr. 9	@ Calgary	6-3 W	25-40-13
38	Dec. 27	@ Dallas	3-3 T	11-21-6	79	Apr. 11	@ San Jose	1-1 T	25-40-14
39	Dec. 29	@ Los Angeles	2-5 L	11-22-6	80	Apr. 15	Los Angeles	0-2 L	25-41-14
40	Dec. 31	Philadelphia	0-8 L	11-23-6	81	Apr. 17	Calgary	2-4 L	25-42-14
41	Jan. 3	Montreal	2-4 L	11-24-6	82	Apr. 19	Toronto	1-2 L	25-43-14

CANUCKS

PLAYERS

IN THE SYSTEM

2020-21 REVIEW

OPPONENTS

HISTORY

ALL-TIME RECORDS

PLAYOFFS

NHL

MEDIA SERVICES

# 1998.99 SEASON RECORD

## NORTHWEST DIVISION FINISH

4th (58 Points)

## COACH

Mike Keenan,  
Marc Crawford

## GM

Brian Burke

## CAPTAIN

Mark Messier

## SCORING

Player	GP	G	A	PTS	PIM
Naslund	80	36	30	66	74
Messier	59	13	35	48	33
Mogilny	59	14	31	45	58
Muckalt	73	16	20	36	98
Ohlund	74	9	26	35	83
Aucoin	82	23	11	34	77
Gagner	FLA 36	4	10	14	39
	VAN 33	2	12	14	24
Jovanovski	FLA 41	3	13	16	82
	VAN 31	2	9	11	44
Scatchard	82	13	13	26	140
McCabe	69	7	14	21	120
Brashear	82	8	10	18	209
May	66	6	11	17	102
Bertuzzi	32	8	8	16	44
York	NYR 5	0	0	0	4
	PIT 2	0	0	0	0
	VAN 49	7	9	16	20
Zezel	41	6	8	14	16
Klatt	PHI 2	0	0	0	0
	VAN 73	4	10	14	12
Hedican	42	2	11	13	34
Hendrickson	TOR 35	2	3	5	30
	VAN 27	2	2	4	22

Player	GP	G	A	PTS	PIM
Convery	12	2	7	9	8
Schaefer	25	4	4	8	8
Baron	81	2	6	8	115
Holden	30	2	4	6	10
Robertsson	39	2	2	4	13
Strudwick	65	0	3	3	114
McAllister	28	1	1	2	63
Murzyn	12	0	2	2	21
Cooke	30	0	2	2	27
Staios	57	0	2	2	54
Sopel	5	1	0	1	4
Huscroft	26	0	1	1	63
Snow	65	0	1	1	34
Gordon	4	0	0	0	2
Weekes	11	0	0	0	0
Washburn	FLA 4	0	0	0	4
	VAN 8	0	0	0	2
Hirsch	20	0	0	0	0

Goaltender	GPI	MIN	GA	SO	AVG	W-L-T
Snow	65	3,501	171	6	2.93	20-31-8
Hirsch	20	919	48	1	3.13	3-8-3
Weekes	11	532	34	0	3.83	0-8-1

## RESULTS

No	Date	Opponent	Score	Record
1	Oct. 12	Los Angeles	4-2 W	1-0-0
2	Oct. 14	Edmonton	1-4 L	1-1-0
3	Oct. 17	Toronto	4-1 W	2-1-0
4	Oct. 20	@ Carolina	1-3 L	2-2-0
5	Oct. 21	@ Washington	2-1 W	3-2-0
6	Oct. 23	@ Florida	5-0 W	4-2-0
7	Oct. 25	@ Tampa Bay	2-3 L	4-3-0
8	Oct. 27	@ Nashville	4-5 L	4-4-0
9	Oct. 30	Pittsburgh	2-2 T	4-4-1
10	Nov. 1	Washington	4-1 W	5-4-1
11	Nov. 2	@ Edmonton	3-5 L	5-5-1
12	Nov. 7	Nashville	5-3 W	6-5-1
13	Nov. 9	Los Angeles	3-4 L	6-6-1
14	Nov. 12	@ Calgary	4-3 W	7-6-1
15	Nov. 13	Anaheim	5-2 W	8-6-1
16	Nov. 15	Colorado	1-2 L	8-7-1
17	Nov. 18	@ Phoenix	2-4 L	8-8-1
18	Nov. 19	@ Colorado	5-0 W	9-8-1
19	Nov. 21	Detroit	2-4 L	9-9-1
20	Nov. 23	@ Ottawa	3-4 L	9-10-1
21	Nov. 25	@ Toronto	1-5 L	9-11-1
22	Nov. 27	@ Detroit	1-7 L	9-12-1
23	Nov. 29	@ Philadelphia	2-6 L	9-13-1
24	Dec. 1	@ Boston	1-1 T	9-13-2
25	Dec. 4	Dallas	4-1 W	10-13-2
26	Dec. 6	Phoenix	3-3 T	10-13-3
27	Dec. 9	@ Anaheim	4-4 T	10-13-4
28	Dec. 12	@ Los Angeles	0-3 L	10-14-4
29	Dec. 17	Colorado	2-1 W	11-14-4
30	Dec. 19	Nashville	4-6 L	11-15-4
31	Dec. 22	@ Calgary	5-3 W	12-15-4
32	Dec. 23	Calgary	5-2 W	13-15-4
33	Dec. 26	@ San Jose	0-2 L	13-16-4
34	Dec. 27	@ Edmonton	0-3 L	13-17-4
35	Dec. 29	Colorado	2-4 L	13-18-4
36	Dec. 31	Philadelphia	2-6 L	13-19-4
37	Jan. 2	Montreal	1-2 L	13-20-4
38	Jan. 4	@ St. Louis	0-4 L	13-21-4
39	Jan. 6	@ Dallas	4-6 L	13-22-4
40	Jan. 8	Florida	1-1 T	13-22-5
41	Jan. 10	Dallas	2-0 W	14-22-5

No	Date	Opponent	Score	Record
42	Jan. 14	Edmonton	1-3 L	14-23-5
43	Jan. 16	Detroit	2-2 T	14-23-6
44	Jan. 18	@ Dallas	5-3 W	15-23-6
45	Jan. 19	@ Nashville	1-4 L	15-24-6
46	Jan. 28	St. Louis	2-4 L	15-25-6
47	Jan. 30	Chicago	3-2 W	16-25-6
48	Feb. 1	Ottawa	0-1 L	16-26-6
49	Feb. 3	@ Montreal	1-2 L	16-27-6
50	Feb. 4	@ NY Rangers	4-8 L	16-28-6
51	Feb. 7	@ NY Islanders	3-3 T	16-28-7
52	Feb. 9	@ New Jersey	4-3 W	17-28-7
53	Feb. 11	@ Pittsburgh	5-6 OT L	17-29-7
54	Feb. 13	Boston	3-1 W	18-29-7
55	Feb. 15	@ St. Louis	1-8 L	18-30-7
56	Feb. 17	@ Chicago	0-4 L	18-31-7
57	Feb. 20	Anaheim	1-5 L	18-32-7
58	Feb. 23	@ Colorado	4-4 T	18-32-8
59	Feb. 24	@ San Jose	1-1 T	18-32-9
60	Feb. 26	Carolina	1-0 W	19-32-9
61	Feb. 28	Buffalo	0-2 L	19-33-9
62	Mar. 3	San Jose	3-4 L	19-34-9
63	Mar. 5	Calgary	1-5 L	19-35-9
64	Mar. 7	Chicago	2-2 T	19-35-10
65	Mar. 10	@ Anaheim	4-4 T	19-35-11
66	Mar. 11	@ Phoenix	3-0 W	20-35-11
67	Mar. 13	@ Los Angeles	1-3 L	20-36-11
68	Mar. 15	New Jersey	1-2 L	20-37-11
69	Mar. 19	NY Islanders	1-3 L	20-38-11
70	Mar. 20	@ Edmonton	3-4 L	20-39-11
71	Mar. 24	@ Colorado	2-5 L	20-40-11
72	Mar. 25	St. Louis	1-4 L	20-41-11
73	Mar. 27	Montreal	5-1 W	21-41-11
74	Mar. 29	Phoenix	1-0 W	22-41-11
75	Mar. 31	Toronto	5-6 L	22-42-11
76	Apr. 2	San Jose	0-7 L	22-43-11
77	Apr. 3	@ San Jose	2-5 L	22-44-11
78	Apr. 5	@ Chicago	1-2 L	22-45-11
79	Apr. 7	@ Detroit	1-6 L	22-46-11
80	Apr. 10	Edmonton	1-1 T	22-46-12
81	Apr. 12	@ Calgary	2-0 W	23-46-12
82	Apr. 14	Calgary	4-5 L	23-47-12

# 1999.00 SEASON RECORD

## NORTHWEST DIVISION FINISH

3rd (83 Points)

## COACH

Marc Crawford

## GM

Brian Burke

## CAPTAIN

Mark Messier

## SCORING

Player	GP	G	A	PTS	PIM
Naslund	82	27	38	65	64
Cassels	79	17	45	62	16
Messier	66	17	37	54	30
Bertuzzi	80	25	25	50	126
Morrison	56	7	28	35	18
Schaefer	71	16	15	31	20
Jovanovski	75	5	21	26	54
Aucoin	57	10	14	24	30
Hawgood	79	5	17	22	26
Klatt	47	10	10	20	26
Ohlund	42	4	16	20	24
Kariya	45	8	11	19	22
York	54	4	13	17	20
May	59	9	7	16	90
Druken	33	7	9	16	10
Brashear	60	11	2	13	136
Cooke	51	5	7	12	39
Baron	81	2	10	12	67
Pederson	47	6	5	11	18
Sharifjanov	37	5	5	10	22
Hendrickson	40	5	4	9	14

Player	GP	G	A	PTS	PIM
Chubarov	49	1	8	9	10
Sopel	18	2	4	6	12
Holden	6	1	5	6	2
O'Sullivan	11	0	5	5	2
Strudwick	63	1	3	4	64
Komarniski	18	1	1	2	8
Snow	32	0	2	2	8
Potvin	56	0	2	2	4
Ruutu	8	0	1	1	6
Bodger	13	0	1	1	4
Leeb	2	0	0	0	2
Michaud	2	0	0	0	0
Bonni	3	0	0	0	0
Vaic	4	0	0	0	0
Schwab	6	0	0	0	2

Goaltender	GPI	MIN	GA	SO	AVG	W-L-T
Potvin	34	1,966	85	0	2.59	12-13-7
Snow	32	1,712	76	0	2.66	10-15-3
Weekes	20	987	47	1	2.86	6-7-4
Schwab	6	269	16	0	3.57	2-1-1
Michaud	2	69	5	0	4.35	0-1-0

## RESULTS

No	Date	Opponent	Score	Re cord
1	Oct. 2	NY Rangers	2-1 W	1-0-0-0
2	Oct. 6	Chicago	5-4 W	2-0-0-0
3	Oct. 9	Montreal	4-1 W	3-0-0-0
4	Oct. 13	Calgary	3-4 OT L	3-0-0-1
5	Oct. 15	Carolina	1-4 L	3-1-0-1
6	Oct. 16	@ Calgary	4-4 T	3-1-1-1
7	Oct. 19	@ Tampa Bay	6-5 OT W	4-1-1-1
8	Oct. 20	@ Florida	2-5 L	4-2-1-1
9	Oct. 23	@ NY Islanders	2-2 T	4-2-2-1
10	Oct. 24	@ NY Rangers	3-0 W	5-2-2-1
11	Oct. 26	@ Philadelphia	5-2 W	6-2-2-1
12	Oct. 28	Phoenix	1-4 L	6-3-2-1
13	Oct. 30	Nashville	4-1 W	7-3-2-1
14	Nov. 5	Florida	3-2 W	8-3-2-1
15	Nov. 7	St. Louis	1-6 L	8-4-2-1
16	Nov. 9	San Jose	4-4 T	8-4-3-1
17	Nov. 12	@ Phoenix	3-2 W	9-4-3-1
18	Nov. 15	Colorado	2-2 T	9-4-4-1
19	Nov. 17	Detroit	2-7 L	9-5-4-1
20	Nov. 20	@ Nashville	3-1 W	10-5-4-1
21	Nov. 22	@ Atlanta	3-6 L	10-6-4-1
22	Nov. 24	@ Carolina	1-1 T	10-6-5-1
23	Nov. 26	@ Boston	2-2 T	10-6-6-1
24	Nov. 27	@ Montreal	1-2 L	10-7-6-1
25	Nov. 30	Colorado	2-4 L	10-8-6-1
26	Dec. 2	Edmonton	3-2 OT W	11-8-6-1
27	Dec. 4	@ Edmonton	2-3 L	11-9-6-1
28	Dec. 6	@ Colorado	2-5 L	11-10-6-1
29	Dec. 8	@ Anaheim	2-2 T	11-10-7-1
30	Dec. 10	@ Calgary	2-3 L	11-11-7-1
31	Dec. 12	Colorado	2-3 OT L	11-11-7-2
32	Dec. 16	Ottawa	1-2 L	11-12-7-2
33	Dec. 18	Dallas	2-4 L	11-13-7-2
34	Dec. 22	Washington	6-3 W	12-13-7-2
35	Dec. 26	Calgary	0-2 L	12-14-7-2
36	Dec. 29	Philadelphia	2-3 OT L	12-14-7-3
37	Jan. 2	@ Calgary	2-4 L	12-15-7-3
38	Jan. 5	Tampa Bay	3-3 T	12-15-8-3
39	Jan. 7	@ Dallas	3-1 W	13-15-8-3
40	Jan. 8	@ St. Louis	2-4 L	13-16-8-3
41	Jan. 12	@ Chicago	2-3 OT L	13-16-8-4

No	Date	Opponent	Score	Record
42	Jan. 13	@ Nashville	4-3 OT W	14-16-8-4
43	Jan. 15	Dallas	1-2 L	14-17-8-4
44	Jan. 17	Toronto	4-5 OT L	14-17-8-5
45	Jan. 19	Detroit	3-3 T	14-17-9-5
46	Jan. 22	@ Edmonton	3-3 T	14-17-10-5
47	Jan. 23	Nashville	1-2 L	14-18-10-5
48	Jan. 25	Edmonton	4-5 OT L	14-18-10-6
49	Jan. 28	San Jose	4-1 W	15-18-10-6
50	Jan. 30	Chicago	1-3 L	15-19-10-6
51	Feb. 1	@ Colorado	1-2 L	15-20-10-6
52	Feb. 3	St. Louis	2-5 L	15-21-10-6
53	Feb. 9	Calgary	4-3 OT W	16-21-10-6
54	Feb. 12	@ Toronto	4-1 W	17-21-10-6
55	Feb. 14	@ Pittsburgh	0-3 L	17-22-10-6
56	Feb. 16	@ Detroit	2-5 L	17-23-10-6
57	Feb. 17	@ Buffalo	2-1 W	18-23-10-6
58	Feb. 19	@ Ottawa	3-1 W	19-23-10-6
59	Feb. 21	Boston	5-2 W	20-23-10-6
60	Feb. 23	@ Anaheim	4-4 T	20-23-11-6
61	Feb. 25	Los Angeles	2-5 L	20-24-11-6
62	Feb. 27	Phoenix	2-1 W	21-24-11-6
63	Feb. 29	@ Los Angeles	1-1 T	21-24-12-6
64	Mar. 2	Anaheim	3-1 W	22-24-12-6
65	Mar. 4	New Jersey	4-2 W	23-24-12-6
66	Mar. 6	Toronto	5-6 OT L	23-24-12-7
67	Mar. 8	@ Dallas	3-3 T	23-24-13-7
68	Mar. 9	@ St. Louis	2-2 T	23-24-14-7
69	Mar. 11	@ Phoenix	0-5 L	23-25-14-7
70	Mar. 13	@ Los Angeles	2-3 OT L	23-25-14-8
71	Mar. 16	Buffalo	6-3 W	24-25-14-8
72	Mar. 18	Ottawa	6-1 W	25-25-14-8
73	Mar. 20	@ Colorado	3-2 W	26-25-14-8
74	Mar. 22	@ San Jose	3-4 L	26-26-14-8
75	Mar. 24	Anaheim	8-1 W	27-26-14-8
76	Mar. 25	@ Edmonton	3-2 W	28-26-14-8
77	Mar. 29	@ Detroit	3-6 L	28-27-14-8
78	Mar. 31	@ Nashville	1-2 L	28-28-14-8
79	Apr. 2	@ Chicago	3-2 W	29-28-14-8
80	Apr. 5	Los Angeles	1-1 T	29-28-15-8
81	Apr. 7	Edmonton	4-5 OT L	29-29-15-8
82	Apr. 9	@ San Jose	5-2 W	30-29-15-8



# 2000.01 SEASON RECORD

## NORTHWEST DIVISION FINISH

3rd (90 Points)

## COACH

Marc Crawford

## GM

Brian Burke

## CAPTAIN

Markus Naslund

## SCORING

Player	GP	G	A	PTS	PIM
Naslund	72	41	34	75	58
Cassels	66	12	44	56	10
Bertuzzi	79	25	30	55	93
Morrison	82	16	38	54	42
Jovanovski	79	12	35	47	102
Schaefer	82	16	20	36	22
D. Sedin	75	20	14	34	24
Klatt	77	13	20	33	31
Druken	55	15	15	30	14
H. Sedin	82	9	20	29	38
Brashear	79	9	19	28	145
Ohlund	65	8	20	28	46
Cooke	81	14	13	27	94
Berehowsky	VAN 14	1	1	2	21
	NSH 66	6	18	24	100
Sopel	52	4	10	14	10
Lachance	76	3	11	14	46
Pederson	61	4	8	12	65
Baron	82	3	8	11	63

Player	GP	G	A	PTS	PIM
Stapleton	VAN 18	1	2	3	8
	NYI 35	1	4	5	2
Hawgood	16	2	5	7	6
Kariya	17	1	6	7	8
Ruutu	21	3	3	6	32
Helmer	20	2	4	6	18
Strudwick	60	1	4	5	64
Holden	10	1	0	1	0
Allen	6	0	0	0	0
Chubarov	1	0	0	0	0
Cloutier	VAN 16	0	0	0	0
	TB 24	0	0	0	4
Essensa	39	0	0	0	4
Brown	1	0	0	0	5

Goaltender	GPI	MIN	GA	SO	AVG	W-L-T
Cloutier	16	914	37	0	2.43	4-6-5
Essensa	39	2,059	92	1	2.68	18-12-3
Potvin	35	2,006	103	1	3.08	14-17-3

## RESULTS

No	Date	Opponent	Score	Record
1	Oct. 5	@ Philadelphia	3-6 L	0-1-0-0
2	Oct. 6	@ Florida	4-3 W	1-1-0-0
3	Oct. 8	@ Tampa Bay	5-4 W	2-1-0-0
4	Oct. 12	Colorado	2-5 L	2-2-0-0
5	Oct. 14	Buffalo	4-0 W	3-2-0-0
6	Oct. 16	Toronto	5-2 W	4-2-0-0
7	Oct. 18	Calgary	4-1 W	5-2-0-0
8	Oct. 21	Phoenix	2-3 OT L	5-2-0-1
9	Oct. 24	@ Nashville	4-4 T	5-2-1-1
10	Oct. 25	@ Dallas	6-2 W	6-2-1-1
11	Oct. 27	Atlanta	1-1 T	6-2-2-1
12	Nov. 1	Colorado	4-3 W	7-2-2-1
13	Nov. 3	Pittsburgh	2-4 L	7-3-2-1
14	Nov. 5	San Jose	2-2 T	7-3-3-1
15	Nov. 8	@ Anaheim	7-2 W	8-3-3-1
16	Nov. 9	@ Los Angeles	0-2 L	8-4-3-1
17	Nov. 11	St. Louis	2-5 L	8-5-3-1
18	Nov. 14	Chicago	4-2 W	9-5-3-1
19	Nov. 17	NY Rangers	4-3 W	10-5-3-1
20	Nov. 19	@ Columbus	6-1 W	11-5-3-1
21	Nov. 21	@ St. Louis	4-3 W	12-5-3-1
22	Nov. 22	@ Washington	2-3 OT L	12-5-3-2
23	Nov. 24	@ Detroit	2-3 L	12-6-3-2
24	Nov. 26	@ Minnesota	2-4 L	12-7-3-2
25	Nov. 28	Anaheim	4-1 W	13-7-3-2
26	Nov. 30	Montreal	3-4 L	13-8-3-2
27	Dec. 2	Edmonton	5-2 W	14-8-3-2
28	Dec. 4	Nashville	6-3 W	15-8-3-2
29	Dec. 6	@ Phoenix	1-1 T	15-8-4-2
30	Dec. 8	@ San Jose	6-1 W	16-8-4-2
31	Dec. 10	Los Angeles	1-2 L	16-9-4-2
32	Dec. 16	Columbus	4-3 W	17-9-4-2
33	Dec. 20	@ Edmonton	2-3 OT L	17-9-4-3
34	Dec. 21	@ Chicago	4-6 L	17-10-4-3
35	Dec. 23	@ Colorado	2-3 OT L	17-10-4-4
36	Dec. 27	Montreal	3-2 W	18-10-4-4
37	Dec. 29	@ Calgary	0-5 L	18-11-4-4
38	Dec. 30	@ San Jose	6-3 W	19-11-4-4
39	Jan. 1	@ Nashville	5-2 W	20-11-4-4
40	Jan. 3	@ Chicago	0-6 L	20-12-4-4
41	Jan. 6	Columbus	4-3 W	21-12-4-4

No	Date	Opponent	Score	Record
42	Jan. 8	Nashville	2-1 W	22-12-4-4
43	Jan. 10	Ottawa	1-5 L	22-13-4-4
44	Jan. 12	@ Edmonton	3-2 W	23-13-4-4
45	Jan. 14	Calgary	5-1 W	24-13-4-4
46	Jan. 16	Detroit	2-4 L	24-14-4-4
47	Jan. 18	@ Colorado	3-7 L	24-15-4-4
48	Jan. 20	@ St. Louis	0-3 L	24-16-4-4
49	Jan. 22	@ Dallas	1-2 L	24-17-4-4
50	Jan. 24	Phoenix	6-2 W	25-17-4-4
51	Jan. 27	@ Calgary	5-3 W	26-17-4-4
52	Jan. 28	Chicago	2-6 L	26-18-4-4
53	Jan. 30	Minnesota	3-2 W	27-18-4-4
54	Feb. 1	Colorado	5-3 W	28-18-4-4
55	Feb. 8	San Jose	0-0 T	28-18-5-4
56	Feb. 10	Calgary	1-4 L	28-19-5-4
57	Feb. 14	Washington	3-4 OT L	28-19-5-5
58	Feb. 17	@ Edmonton	6-5 W	29-19-5-5
59	Feb. 18	NY Islanders	3-2 W	30-19-5-5
60	Feb. 21	@ Montreal	2-1 W	31-19-5-5
61	Feb. 22	@ Toronto	1-4 L	31-20-5-5
62	Feb. 24	@ Ottawa	0-3 L	31-21-5-5
63	Feb. 26	@ Minnesota	5-2 W	32-21-5-5
64	Feb. 28	Dallas	5-4 W	33-21-5-5
65	Mar. 2	St. Louis	3-2 W	34-21-5-5
66	Mar. 4	Minnesota	3-4 OT L	34-21-5-6
67	Mar. 6	@ Detroit	3-4 L	34-22-5-6
68	Mar. 8	Phoenix	2-3 OT L	34-22-5-7
69	Mar. 10	Toronto	3-3 T	34-22-6-7
70	Mar. 13	@ Detroit	2-2 T	34-22-7-7
71	Mar. 15	@ Boston	2-2 T	34-22-8-7
72	Mar. 16	@ Buffalo	4-2 L	34-23-8-7
73	Mar. 18	@ Atlanta	5-3 W	35-23-8-7
74	Mar. 21	@ Columbus	1-1 T	35-23-9-7
75	Mar. 23	@ New Jersey	0-4 L	35-24-9-7
76	Mar. 25	@ Minnesota	2-2 T	35-24-10-7
77	Mar. 28	Dallas	1-3 L	35-25-10-7
78	Mar. 30	Anaheim	2-2 T	35-25-11-7
79	Apr. 1	@ Anaheim	1-2 L	35-26-11-7
80	Apr. 2	@ Los Angeles	1-3 L	35-27-11-7
81	Apr. 5	Los Angeles	3-2 W	36-27-11-7
82	Apr. 7	Edmonton	2-4 L	36-28-11-7

# 2001.02 SEASON RECORD

## NORTHWEST DIVISION FINISH

2nd (94 Points)

## COACH

Marc Crawford

## GM

Brian Burke

## CAPTAIN

Markus Naslund

## SCORING

Player	GP	G	A	PTS	PIM
Naslund	81	40	50	90	50
Bertuzzi	72	36	49	85	110
Morrison	82	23	44	67	26
Cassels	53	11	39	50	22
Jovanovski	82	17	31	48	101
Linden	VAN 64	12	22	34	65
	WSH 16	1	2	3	6
Ohlund	81	10	26	36	56
H. Sedin	82	16	20	36	36
Cooke	82	13	20	33	111
D. Sedin	79	9	23	32	32
Hlavac	VAN 46	9	12	21	10
	PHI 31	7	3	10	8
Letowski	VAN 42	7	10	17	15
	PHX 33	2	6	8	4
Sopel	66	8	17	25	44
Klatt	34	8	7	15	10
Lachance	81	1	10	11	50
Helmer	40	5	5	10	53
Chubarov	51	5	5	10	10
Warriner	VAN 14	2	4	6	12
	PHX 18	0	3	3	8

Player	GP	G	A	PTS	PIM
Ruutu	49	2	7	9	74
Druken	27	4	4	8	6
Kurtz	27	3	5	8	14
Baron	61	1	6	7	68
Strudwick	44	2	4	6	96
Vasiljevs	18	3	2	5	2
Kariya	3	0	1	1	2
Auld	1	0	1	1	0
Holden	8	0	0	0	2
Allen	11	0	0	0	6
Tezikov	2	0	0	0	0
Leeb	2	0	0	0	0
Bouck	PHX 7	0	0	0	4
Brown	15	0	0	0	72
Cloutier	62	0	0	0	20
Skudra	23	0	0	0	2
Brochu	6	0	0	0	0

Goaltender	GPI	MIN	GA	SO	AVG	W-L-T
Auld	1	59	2	0	2.03	1-0-0
Skudra	23	1165	47	2	2.42	10-8-2
Cloutier	62	3,501	142	7	2.43	31-22-5
Brochu	6	216	15	1	4.17	0-3-0

## RESULTS

No	Date	Opponent	Score	Record
1	Oct. 4	Chicago	4-5 L	0-1-0-0
2	Oct. 6	Detroit	1-4 L	0-2-0-0
3	Oct. 9	@ Colorado	4-5 L	0-3-0-0
4	Oct.11	@ Dallas	4-1 W	1-3-0-0
5	Oct. 13	Colorado	4-0 W	2-3-0-0
6	Oct. 16	Florida	2-2 T	2-3-1-0
7	Oct. 18	Toronto	5-6 L	2-4-1-0
8	Oct. 20	@ Phoenix	2-5 L	2-5-1-0
9	Oct. 21	@ Anaheim	1-3 L	2-6-1-0
10	Oct. 23	Nashville	4-2 W	3-6-1-0
11	Oct. 25	@ Colorado	1-4 L	3-7-1-0
12	Oct. 27	@ Edmonton	2-3 L	3-8-1-0
13	Oct. 30	Columbus	3-1 W	4-8-1-0
14	Nov. 1	Montreal	4-0 W	5-8-1-0
15	Nov. 3	@ San Jose	1-5 L	5-9-1-0
16	Nov. 6	@ Columbus	3-2 W	6-9-1-0
17	Nov. 8	@ St. Louis	1-3 L	6-10-1-0
18	Nov. 9	@ Chicago	1-3 L	6-11-1-0
19	Nov. 11	@ Minnesota	5-0 W	7-11-1-0
20	Nov. 13	Chicago	3-2 W	8-11-1-0
21	Nov. 15	St. Louis	2-1 W	9-11-1-0
22	Nov. 17	Edmonton	2-2 T	9-11-2-0
23	Nov. 20	@ Ottawa	0-3 L	9-12-2-0
24	Nov. 21	@ Pittsburgh	4-1 W	10-12-2-0
25	Nov. 23	@ Boston	2-3 L	10-13-2-0
26	Nov. 25	@ Philadelphia	4-1 W	11-13-2-0
27	Nov. 27	@ Minnesota	1-2 L	11-14-2-0
28	Nov. 28	@ Chicago	3-3 T	11-14-3-0
29	Nov. 30	Colorado	2-5 L	11-15-3-0
30	Dec. 2	Dallas	2-4 L	11-16-3-0
31	Dec. 6	Anaheim	3-2 W	12-16-3-0
32	Dec. 8	San Jose	3-5 L	12-17-3-0
33	Dec. 10	Tampa Bay	1-1 T	12-17-4-0
34	Dec. 12	@ Anaheim	1-0 W	13-17-4-0
35	Dec. 13	@ Los Angeles	3-6 L	13-18-4-0
36	Dec. 15	Detroit	3-0 W	14-18-4-0
37	Dec. 19	@ Detroit	1-4 L	14-19-4-0
38	Dec. 20	@ Nashville	2-6 L	14-20-4-0
39	Dec. 22	Minnesota	1-2 L	14-21-4-0
40	Dec. 27	Calgary	4-2 W	15-21-4-0
41	Dec. 29	New Jersey	4-2 W	16-21-4-0

No	Date	Opponent	Score	Record
42	Dec. 31	Philadelphia	1-2 L	16-22-4-0
43	Jan. 3	Montreal	5-2 W	17-22-4-0
44	Jan. 5	@ Edmonton	4-3 W	18-22-4-0
45	Jan. 8	@ Buffalo	2-3 L	18-23-4-0
46	Jan. 9	@ Detroit	4-5OT L	18-23-4-1
47	Jan. 12	Carolina	7-1 W	19-23-4-1
48	Jan. 15	Pittsburgh	5-2 W	20-23-4-1
49	Jan. 17	@ St. Louis	4-5 L	20-24-4-1
50	Jan. 19	@ Washington	5-1 W	21-24-4-1
51	Jan. 21	@ Carolina	7-5 W	22-24-4-1
52	Jan. 23	@ Dallas	4-2 W	23-24-4-1
53	Jan. 25	Toronto	6-1 W	24-24-4-1
54	Jan. 26	@ Calgary	2-0 W	25-24-4-1
55	Jan. 28	Nashville	5-1 W	26-24-4-1
56	Jan. 30	Edmonton	2-2 T	26-24-5-1
57	Feb. 4	Phoenix	4-2 W	27-24-5-1
58	Feb. 8	@ Calgary	4-1 W	28-24-5-1
59	Feb. 9	Calgary	3-4 L	28-25-5-1
60	Feb. 12	Boston	1-2 OT L	28-25-5-2
61	Feb. 26	St. Louis	4-4 T	28-25-6-2
62	Feb. 28	Dallas	3-4 OT L	28-25-6-3
63	Mar. 2	Minnesota	6-3 W	29-25-6-3
64	Mar. 7	@ Phoenix	1-6 L	29-26-6-3
65	Mar. 9	@ San Jose	0-2 L	29-27-6-3
66	Mar. 10	San Jose	4-7 L	29-28-6-3
67	Mar. 12	@ Nashville	5-0 W	30-28-6-3
68	Mar. 14	@ Columbus	5-1 W	31-28-6-3
69	Mar. 16	@ Atlanta	4-2 W	32-28-6-3
70	Mar. 17	@ New Jersey	3-2 W	33-28-6-3
71	Mar. 19	@ NY Rangers	3-1 W	34-28-6-3
72	Mar. 21	@ NY Islanders	2-3 L	34-29-6-3
73	Mar. 24	Edmonton	0-2 L	34-30-6-3
74	Mar. 26	Los Angeles	4-0 W	35-30-6-3
75	Mar. 28	Columbus	4-3 W	36-30-6-3
76	Mar. 30	Anaheim	4-1 W	37-30-6-3
77	April 2	@ Los Angeles	4-4 T	37-30-7-3
78	April 5	Minnesota	5-4 W	38-30-7-3
79	April 7	Phoenix	4-3 W	39-30-7-3
80	April 9	@ Colorado	2-1 W	40-30-7-3
81	April 11	Los Angeles	5-2 W	41-30-7-3
82	April 13	@ Calgary	4-1 W	42-30-7-3

CANUCKS

PLAYERS

IN THE SYSTEM

2020-21 REVIEW

OPPONENTS

HISTORY

ALL-TIME RECORDS

PLAYOFFS

NHL

MEDIA SERVICES

# 2002.03 SEASON RECORD

## NORTHWEST DIVISION FINISH

2nd (104 Points)

## COACH

Marc Crawford

## GM

Brian Burke

## CAPTAIN

Markus Naslund

## SCORING

Player	GP	G	A	PTS	PIM
Naslund	82	48	56	104	52
Bertuzzi	82	46	51	97	144
Morrison	82	25	46	71	36
Jovanovski	67	6	40	46	113
Cooke	82	15	27	42	82
Linden	71	19	22	41	30
H. Sedin	78	8	31	39	38
Sopel	81	7	30	37	23
D. Sedin	79	14	17	31	34
Salo	79	9	21	30	10
Klutt	82	16	13	29	8
Ohlund	59	2	27	29	42
Letowski	78	11	14	25	36
Malik	VAN 69	7	11	18	52
	CAR 10	0	2	2	16
Chubarov	62	7	13	20	6
Lindgren	54	5	9	14	18
Allen	48	5	3	8	73
May	VAN 3	0	0	0	10
	PHX 20	3	4	7	32
Baron	78	2	4	6	62

Player	GP	G	A	PTS	PIM
Reid	7	2	3	5	0
Ruutu	36	2	2	4	66
Baumgartner	8	1	2	3	4
Cloutier	57	0	3	3	24
King	8	0	2	2	0
Langdon	VAN 45	0	1	1	143
	CAR 9	0	0	0	16
Fedorov	7	0	1	1	4
Skudra	23	0	1	1	0
Kavanagh	3	1	0	1	2
Auld	7	0	0	0	0
Helmer	2	0	0	0	0
Komarniski	1	0	0	0	2
Jokela	1	0	0	0	0
Moss	1	0	0	0	0

Goaltender	GPI	MIN	GA	SO	AVG	W-L-T
Auld	7	382	10	1	1.57	3-3-0
Cloutier	57	3,376	136	2	2.42	33-16-7
Skudra	23	1,192	54	1	2.72	9-5-6
Moss	1	22	1	0	2.73	0-0-0

## RESULTS

No	Date	Opponent	Score	Record
1	Oct. 10	@ Calgary	3-0 W	1-0-0-0
2	Oct. 12	San Jose	5-3 W	2-0-0-0
3	Oct. 14	Calgary	2-3 L	2-1-0-0
4	Oct. 16	Boston	3-6 L	2-2-0-0
5	Oct. 18	@ Anaheim	2-2 T	2-2-1-0
6	Oct. 19	@ Los Angeles	2-2 T	2-2-2-0
7	Oct. 21	@ San Jose	5-2 W	3-2-2-0
8	Oct. 24	Anaheim	2-2 T	3-2-3-0
9	Oct. 26	Dallas	1-4 L	3-3-3-0
10	Oct. 29	Buffalo	1-1 T	3-3-4-0
11	Oct. 31	Colorado	1-5 L	3-4-4-0
12	Nov. 2	@ Minnesota	4-2 W	4-4-4-0
13	Nov. 4	@ Colorado	4-2 W	5-4-4-0
14	Nov. 6	@ Dallas	0-4 L	5-5-4-0
15	Nov. 9	@ Phoenix	5-2 W	6-5-4-0
16	Nov. 12	St. Louis	6-3 W	7-5-4-0
17	Nov. 14	Los Angeles	3-2 W	8-5-4-0
18	Nov. 16	NY Rangers	3-1 W	9-5-4-0
19	Nov. 20	Chicago	5-3 W	10-5-4-0
20	Nov. 22	Detroit	4-1 W	11-5-4-0
21	Nov. 25	@ Minnesota	2-1 W	12-5-4-0
22	Nov. 27	@ Carolina	3-2 W	13-5-4-0
23	Nov. 29	@ Tampa Bay	5-3 W	14-5-4-0
24	Nov. 30	@ Florida	5-2 W	15-5-4-0
25	Dec. 3	@ NY Islanders	1-2 L	15-6-4-0
26	Dec. 4	@ New Jersey	3-2 W	16-6-4-0
27	Dec. 7	Minnesota	2-4 L	16-7-4-0
28	Dec. 9	Calgary	1-2 L	16-8-4-0
29	Dec. 11	Colorado	3-1 W	17-8-4-0
30	Dec. 14	@ Edmonton	6-3 W	18-8-4-0
31	Dec. 15	Calgary	3-3 T	18-8-5-0
32	Dec. 17	@ Chicago	2-3 L	18-9-5-0
33	Dec. 19	@ Nashville	3-1 W	19-9-5-0
34	Dec. 21	Edmonton	4-3 W	20-9-5-0
35	Dec. 23	@ Colorado	3-5 L	20-10-5-0
36	Dec. 26	@ Edmonton	4-2 W	21-10-5-0
37	Dec. 28	Anaheim	7-3 W	22-10-5-0
38	Dec. 31	Toronto	3-5 L	22-11-5-0
39	Jan. 2	Montreal	3-2 W	23-11-5-0
40	Jan. 4	Florida	3-2 W	24-11-5-0
41	Jan. 8	Ottawa	6-4 W	25-11-5-0

No	Date	Opponent	Score	Record
42	Jan. 10	Columbus	2-3 L	25-12-5-0
43	Jan. 11	@ San Jose	0-3 L	25-13-5-0
44	Jan. 14	Nashville	4-3 W	26-13-5-0
45	Jan. 16	@ Minnesota	2-5 L	26-14-5-0
46	Jan. 17	@ Chicago	4-2 W	27-14-5-0
47	Jan. 19	@ Detroit	4-1 W	28-14-5-0
48	Jan. 21	@ Nashville	2-3 L	28-15-5-0
49	Jan. 24	Detroit	2-5 L	28-16-5-0
50	Jan. 26	Phoenix	1-0 W	29-16-5-0
51	Jan. 28	Minnesota	2-2 T	29-16-6-0
52	Jan. 30	Edmonton	3-3 T	29-16-7-0
53	Feb. 4	@ Pittsburgh	3-2 W	30-16-7-0
54	Feb. 5	@ Columbus	4-4 T	30-16-8-0
55	Feb. 7	@ Buffalo	4-2 W	31-16-8-0
56	Feb. 10	Chicago	2-1 W	32-16-8-0
57	Feb. 13	Colorado	2-1 W	33-16-8-0
58	Feb. 15	@ Calgary	2-2 T	33-16-9-0
59	Feb. 18	@ Detroit	4-3 W	34-16-9-0
60	Feb. 20	@ St. Louis	4-2 W	35-16-9-0
61	Feb. 22	@ Edmonton	3-2 W	36-16-9-0
62	Feb. 23	Columbus	7-2 W	37-16-9-0
63	Feb. 25	Atlanta	8-0 W	38-16-9-0
64	Feb. 27	San Jose	2-3 L	38-17-9-0
65	Mar. 1	@ Montreal	1-1 T	38-17-10-0
66	Mar. 3	@ Boston	6-4 W	39-17-10-0
67	Mar. 4	@ Philadelphia	0-3 L	39-18-10-0
68	Mar. 6	@ Columbus	4-5 OT	39-18-10-1
69	Mar. 8	@ Toronto	3-3 T	39-18-11-1
70	Mar. 11	NY Islanders	4-3 W	40-18-11-1
71	Mar. 13	St. Louis	4-4 T	40-18-12-1
72	Mar. 15	Toronto	0-1 L	40-19-12-1
73	Mar. 17	@ Dallas	4-2 W	41-19-12-1
74	Mar. 18	@ St. Louis	4-6 L	41-20-12-1
75	Mar. 20	Nashville	7-3 W	42-20-12-1
76	Mar. 23	Washington	6-0 W	43-20-12-1
77	Mar. 25	Dallas	3-4 L	43-21-12-1
78	Mar. 27	Phoenix	5-1 W	44-21-12-1
79	Mar. 29	@ Los Angeles	5-1 W	45-21-12-1
80	Mar. 30	@ Anaheim	1-3 L	45-22-12-1
81	Apr. 2	@ Phoenix	3-3 T	45-22-13-1
82	Apr. 6	Los Angeles	0-2 L	45-23-13-1

# 2003.04 SEASON RECORD

## NORTHWEST DIVISION FINISH

1st (101 Points)

## COACH

Marc Crawford

## GM

Brian Burke

## CAPTAIN

Markus Naslund

## SCORING

Player	GP	G	A	PTS	PIM
Naslund	78	35	49	84	58
Morrison	82	22	38	60	50
Bertuzzi	69	17	43	60	122
D. Sedin	82	18	36	54	18
Rucinsky	VAN 13	1	2	3	10
	NYR 69	13	29	42	62
H. Sedin	76	11	31	42	32
Sopel	80	10	32	42	36
Sanderson	VAN 13	3	4	7	4
	CBJ 67	13	16	29	34
Linden	82	14	22	36	26
Ohlund	82	14	20	34	73
Salo	74	7	19	26	22
Cooke	53	11	12	23	73
Jovanovski	56	7	16	23	64
King	47	12	9	21	8
Chubarov	65	12	7	19	14
Malik	78	3	16	19	45
Keane	64	8	9	17	20

Player	GP	G	A	PTS	PIM
Arvedson	41	8	7	15	12
Ruutu	71	6	8	14	133
May	70	5	6	11	137
Bergevin	VAN 9	0	2	2	2
	PIT 52	1	8	9	27
Allen	74	2	5	7	94
Kesler	28	2	3	5	16
Bouck	18	1	2	3	23
Baumgartner	VAN 9	0	3	3	2
	PIT 5	0	0	0	2
Brookbank	VAN 20	2	0	2	95
	NSH 9	0	0	0	38
Cloutier	60	0	1	1	22
Hedberg	21	0	0	0	10

Goaltender	GPI	MIN	GA	SO	AVG	W-L-T
Auld	6	349	12	0	2.06	2-2-2
Cloutier	60	3,539	134	5	2.27	33-21-6
Hedberg	21	1,098	46	3	2.51	8-6-2

## RESULTS

No	Date	Opponent	Score	Record
1	Oct. 9	Calgary	4-1 W	1-0-0-0
2	Oct. 11	Edmonton	3-0 W	2-0-0-0
3	Oct. 13	@ Columbus	2-3 L	2-1-0-0
4	Oct. 16	@ Detroit	2-3 L	2-2-0-0
5	Oct. 18	@ Minnesota	2-2 T	2-2-1-0
6	Oct. 20	Buffalo	6-1 W	3-2-1-0
7	Oct. 22	St. Louis	3-2 W	4-2-1-0
8	Oct. 26	Phoenix	3-3 T	4-2-2-0
9	Oct. 28	Columbus	6-3 W	5-2-2-0
10	Oct. 30	@ Los Angeles	3-1 W	6-2-2-0
11	Oct. 31	@ Phoenix	4-1 W	7-2-2-0
12	Nov. 3	Detroit	5-1 W	8-2-2-0
13	Nov. 5	@ Nashville	4-3 W	9-2-2-0
14	Nov. 6	@ St. Louis	2-3 L	9-3-2-0
15	Nov. 8	Minnesota	4-3 W	10-3-2-0
16	Nov. 11	@ Minnesota	0-1 L	10-4-2-0
17	Nov. 13	@ Philadelphia	3-4 OT L	10-4-2-1
18	Nov. 15	@ Boston	1-2 OT L	10-4-2-2
19	Nov. 18	Montreal	5-4 W	11-4-2-2
20	Nov. 20	Chicago	3-2 W	12-4-2-2
21	Nov. 22	Toronto	3-5 L	12-5-2-2
22	Nov. 24	@ Toronto	1-2 L	12-6-2-2
23	Nov. 25	@ Montreal	5-2 W	13-6-2-2
24	Nov. 27	@ Ottawa	3-2 W	14-6-2-2
25	Nov. 29	@ Calgary	4-4 T	14-6-3-2
26	Dec. 4	Calgary	1-4 L	14-7-3-2
27	Dec. 6	Minnesota	1-1 T	14-7-4-2
28	Dec. 9	Pittsburgh	4-3 W	15-7-4-2
29	Dec. 11	Colorado	1-1 T	15-7-5-2
30	Dec. 14	Carolina	2-1 W	16-7-5-2
31	Dec. 16	@ Nashville	2-1 W	17-7-5-2
32	Dec. 17	@ Dallas	1-3 L	17-8-5-2
33	Dec. 20	@ Edmonton	3-0 W	18-8-5-2
34	Dec. 22	Los Angeles	4-4 T	18-8-6-2
35	Dec. 26	@ Calgary	2-0 W	19-8-6-2
36	Dec. 27	Edmonton	2-6 L	19-9-6-2
37	Dec. 29	@ Colorado	3-2 W	20-9-6-2
38	Dec. 31	@ Chicago	4-3 W	21-9-6-2
39	Jan. 2	Colorado	2-4 L	21-10-6-2
40	Jan. 3	@ Calgary	3-1 W	22-10-6-2
41	Jan. 5	San Jose	1-2 L	22-11-6-2

No	Date	Opponent	Score	Record
42	Jan. 8	@ Los Angeles	3-1 W	23-11-6-2
43	Jan. 9	@ Anaheim	5-2 W	24-11-6-2
44	Jan. 11	Florida	2-2 T	24-11-7-2
45	Jan. 13	@ Phoenix	4-1 W	25-11-7-2
46	Jan. 15	@ San Jose	1-3 L	25-12-7-2
47	Jan. 17	Anaheim	1-2 L	25-13-7-2
48	Jan. 19	Dallas	2-3 L	25-14-7-2
49	Jan. 21	Tampa Bay	5-4 W	26-14-7-2
50	Jan. 25	Nashville	4-1 W	27-14-7-2
51	Jan. 27	Chicago	3-2 W	28-14-7-2
52	Jan. 29	@ St. Louis	4-2 W	29-14-7-2
53	Jan. 31	@ Washington	6-1 W	30-14-7-2
54	Feb. 2	@ NY Rangers	3-4 L	30-15-7-2
55	Feb. 3	@ NY Islanders	4-5 OT L	30-15-7-3
56	Feb. 5	@ New Jersey	4-0 W	31-15-7-3
57	Feb. 11	Calgary	2-3 L	31-16-7-3
58	Feb. 13	Atlanta	1-4 L	31-17-7-3
59	Feb. 14	Anaheim	1-2 L	31-18-7-3
60	Feb. 16	@ Colorado	1-0 W	32-18-7-3
61	Feb. 19	@ Minnesota	2-6 L	32-19-7-3
62	Feb. 21	@ Edmonton	3-4 OT L	32-19-7-4
63	Feb. 24	Detroit	4-2 W	33-19-7-4
64	Feb. 26	San Jose	3-2 W	34-19-7-4
65	Feb. 28	St. Louis	2-0 W	35-19-7-4
66	Mar. 3	@ Colorado	5-5 T	35-19-8-4
67	Mar. 5	@ Detroit	1-3 L	35-20-8-4
68	Mar. 6	@ Columbus	4-0 W	36-20-8-4
69	Mar. 8	Colorado	2-9 L	36-21-8-4
70	Mar. 10	Minnesota	1-1 T	36-21-9-4
71	Mar. 12	@ Edmonton	4-3 W	37-21-9-4
72	Mar. 13	Ottawa	1-2 L	37-22-9-4
73	Mar. 16	Nashville	2-2 T	37-22-10-4
74	Mar. 18	@ Dallas	0-3 L	37-23-10-4
75	Mar. 19	@ Chicago	3-4 OT L	37-23-10-5
76	Mar. 21	Columbus	4-5 L	37-24-10-5
77	Mar. 24	Los Angeles	1-0 W	38-24-10-5
78	Mar. 27	Dallas	3-2 W	39-24-10-5
79	Mar. 29	Phoenix	6-1 W	40-24-10-5
80	Mar. 31	@ Anaheim	2-1 W	41-24-10-5
81	Apr. 2	@ San Jose	4-1 W	42-24-10-5
82	Apr. 3	Edmonton	5-2 W	43-24-10-5

CANUCKS

PLAYERS

IN THE SYSTEM

2020-21 REVIEW

OPPONENTS

HISTORY

ALL-TIME RECORDS

PLAYOFFS

NHL

MEDIA SERVICES

# 2005.06 SEASON RECORD

## NORTHWEST DIVISION FINISH

4th (92 Points)

## COACH

Marc Crawford

## GM

Dave Nonis

## CAPTAIN

Markus Naslund

## SCORING

Player	GP	G	A	PTS	PIM
Naslund	81	32	47	79	66
H. Sedin	82	18	57	75	56
Bertuzzi	82	25	46	71	120
D. Sedin	82	22	49	71	34
Morrison	82	19	37	56	84
Carter	81	33	22	55	41
Baumgartner	70	5	29	34	30
Ohlund	78	13	20	33	92
Salo	59	10	23	33	38
Jovanovski	44	8	25	33	58
Kesler	82	10	13	23	79
Carney	VAN 18	0	2	2	14
	ANA 61	2	16	18	48
Park	60	8	10	18	29
Cooke	45	8	10	18	71
Ruutu	82	10	7	17	142
Allen	77	7	10	17	115
Weinrich	VAN 16	0	0	0	8
	STL 59	1	16	17	44
Linden	82	7	9	16	15
McCarthy	VAN 51	2	4	6	43
	ATL 16	7	3	10	8

Player	GP	G	A	PTS	PIM
Mojzis	7	0	1	1	12
Burrows	43	7	5	12	61
Brown	VAN 12	0	0	0	8
	NJ 35	1	11	12	27
Green	33	4	2	6	14
Bieksa	39	0	6	6	77
Brookbank	32	1	2	3	81
Goren	28	1	2	3	30
Bouck	12	1	1	2	21
Rypien	5	1	0	1	4
Auld	67	0	2	2	4
Balej	1	0	1	1	0
Cloutier	13	0	0	0	4
Butenschon	8	0	0	0	10
Ouellet	4	0	0	0	2
Ryan	1	0	0	0	2
Smith	1	0	0	0	0

Goaltender	GPI	MIN	GA	SO	AVG	W-L-T
McVicar	1	3	0	0	0.00	0-0-0
Auld	67	3,859	189	0	2.94	33-26-6
Cloutier	13	681	36	0	3.17	8-3-1
Ouellet	4	222	12	0	3.24	0-2-1
Noronen	VAN 4	170	10	0	3.53	1-1-0
	BUF 4	168	12	0	4.26	1-2-0

## RESULTS

No	Date	Opponent	Score	Record
1	Oct. 5	Phoenix	3-2 W	1-0-0
2	Oct. 8	@ Edmonton	3-4 O (SO)	1-0-1
3	Oct. 10	@ Detroit	4-2 W	2-0-1
4	Oct. 12	@ Minnesota	0-6 L	2-1-1
5	Oct. 14	@ Minnesota	5-3 W	3-1-1
6	Oct. 16	Dallas	5-2 W	4-1-1
7	Oct. 18	Chicago	6-2 W	5-1-1
8	Oct. 20	Phoenix	3-2 W	6-1-1
9	Oct. 22	Colorado	6-4 W	7-1-1
10	Oct. 25	@ Minnesota	3-1 W	8-1-1
11	Oct. 27	@ Colorado	2-6 L	8-2-1
12	Oct. 29	@ Colorado	3-4 O (OT)	8-2-2
13	Nov. 2	Minnesota	2-1 W	9-2-2
14	Nov. 4	Columbus	5-3 W	10-2-2
15	Nov. 5	@ Calgary	0-1 L	10-3-2
16	Nov. 7	@ Calgary	3-4 L	10-4-2
17	Nov. 10	Colorado	3-5 L	10-5-2
18	Nov. 13	Detroit	4-1 W	11-5-2
19	Nov. 16	@ San Jose	3-1 W	12-5-2
20	Nov. 17	@ Los Angeles	4-5 L	12-6-2
21	Nov. 20	@ Anaheim	3-2 W	13-6-2
22	Nov. 22	Chicago	3-1 W	14-6-2
23	Nov. 24	San Jose	3-2 W	15-6-2
24	Nov. 26	@ Phoenix	1-2 L	15-7-2
25	Nov. 27	@ Colorado	2-6 L	15-8-2
26	Nov. 30	Colorado	5-2 W	16-8-2
27	Dec. 1	@ Edmonton	3-5 L	16-9-2
28	Dec. 4	Boston	5-2 W	17-9-2
29	Dec. 9	Ottawa	3-2 W (SO)	18-9-2
30	Dec. 13	@ NY Rangers	3-1 W	19-9-2
31	Dec. 15	@ Philadelphia	5-4 W	20-9-2
32	Dec. 17	Edmonton	4-5 O (OT)	20-9-3
33	Dec. 19	Los Angeles	3-4 O (SO)	20-9-4
34	Dec. 21	Edmonton	6-7 L	20-10-4
35	Dec. 23	Calgary	5-6 O (SO)	20-10-5
36	Dec. 26	Calgary	1-2 L	20-11-5
37	Dec. 28	Nashville	4-3 W	21-11-5
38	Dec. 31	@ Minnesota	3-4 L	21-12-5
39	Jan. 2	@ St. Louis	1-4 L	21-13-5
40	Jan. 4	@ Dallas	1-3 L	21-14-5
41	Jan. 5	@ Chicago	3-2 W	22-14-5

No	Date	Opponent	Score	Record
42	Jan. 7	Calgary	4-3 W (OT)	23-14-5
43	Jan. 10	Toronto	4-3 W	24-14-5
44	Jan. 13	@ New Jersey	0-3 L	24-15-5
45	Jan. 14	@ NY Islanders	8-1 W	25-15-5
46	Jan. 16	@ Pittsburgh	4-2 W	26-15-5
47	Jan. 19	Buffalo	4-1 W	27-15-5
48	Jan. 21	Montreal	6-2 W	28-15-5
49	Jan. 23	@ St. Louis	0-4 L	28-16-5
50	Jan. 24	@ Columbus	5-6 L	28-17-5
51	Jan. 26	@ Detroit	1-2 L	28-18-5
52	Jan. 28	@ Colorado	4-3 W (SO)	29-18-5
53	Jan. 31	@ Phoenix	7-4 W	30-18-5
54	Feb. 3	@ Calgary	3-1 W	31-18-5
55	Feb. 4	@ Edmonton	1-3 L	31-19-5
56	Feb. 6	Columbus	7-4 W	32-19-5
57	Feb. 8	St. Louis	2-4 L	32-20-5
58	Feb. 10	Anaheim	1-3 L	32-21-5
59	Feb. 12	Minnesota	3-2 W (OT)	33-21-5
60	Feb. 28	@ Calgary	2-1 W	34-21-5
61	Mar. 2	@ Nashville	1-3 L	34-22-5
62	Mar. 3	@ Chicago	5-4 W (SO)	35-22-5
63	Mar. 5	St. Louis	1-4 L	35-23-5
64	Mar. 9	Nashville	2-3 O (OT)	35-23-6
65	Mar. 11	Dallas	1-2 L	35-24-6
66	Mar. 13	@ Dallas	2-4 L	35-25-6
67	Mar. 14	@ Nashville	0-5 L	35-26-6
68	Mar. 17	@ Columbus	3-2 W	36-26-6
69	Mar. 19	Detroit	3-7 L	36-27-6
70	Mar. 21	@ Edmonton	4-1 W	37-27-6
71	Mar. 23	Edmonton	4-3 W (SO)	38-27-6
72	Mar. 25	Edmonton	2-3 L	38-28-6
73	Mar. 27	Los Angeles	7-4 W	39-28-6
74	Mar. 29	Minnesota	2-4 L	40-28-6
75	Mar. 31	Minnesota	1-2 O (SO)	40-28-7
76	Apr. 2	@ Anaheim	2-6 L	40-29-7
77	Apr. 3	@ Los Angeles	0-1 L	40-30-7
78	Apr. 8	Calgary	3-2 W (OT)	41-30-7
79	Apr. 10	Anaheim	2-4 L	41-31-7
80	Apr. 12	San Jose	4-5 O (OT)	41-31-8
81	Apr. 13	@ San Jose	3-5 L	41-32-8
82	Apr. 15	Colorado	4-3 W (OT)	42-32-8

# 2006.07 SEASON RECORD

## NORTHWEST DIVISION FINISH

1st (105 Points)

## COACH

Alain Vigneault

## GM

Dave Nonis

## CAPTAIN

Markus Naslund

## SCORING

Player	GP	G	A	PTS	PIM
D. Sedin	81	36	48	84	36
H. Sedin	82	10	71	81	66
Naslund	82	24	36	60	54
Morrison	82	20	31	51	60
Smolinski	VAN 20	4	3	7	8
	CHI 62	14	23	37	29
Bieksa	81	12	30	42	134
Pyatt	76	23	14	37	42
Salo	67	14	23	37	26
Ohlund	77	11	20	31	80
Cooke	81	10	20	30	64
Sopel	VAN 20	1	4	5	10
	LA 44	4	19	23	14
Linden	80	12	13	25	34
Bulis	79	12	11	23	70
Kesler	48	6	10	16	40
Krajicek	78	3	13	16	64
Cowan	VAN 42	7	3	10	93
	LA 21	0	2	2	32
Mitchell	62	1	10	11	45

Player	GP	G	A	PTS	PIM
Burrows	81	3	6	9	93
Green	57	2	5	7	25
Fitzpatrick	58	1	6	7	46
Santala	30	1	5	6	24
Chouinard	42	2	2	4	10
Edler	22	1	2	3	6
Tremblay	12	1	2	3	12
Coulombe	7	0	1	1	4
Moran	3	0	1	1	2
Bourdon	9	0	0	0	4
Bouck	6	0	0	0	16
Reid	3	0	0	0	0
Schultz	2	0	0	0	0
Goren	2	0	0	0	0
Rypien	2	0	0	0	5
Smith	1	0	0	0	0
McIver	2	0	0	0	7

Goaltender	GPI	MIN	GA	SO	AVG	W-L-T
Luongo	76	4490	171	5	2.29	47-22-6
Sabourin	9	480	21	0	2.63	2-4-1

## RESULTS

No	Date	Opponent	Score	Record
1	Oct. 5	@ Detroit	3-1 W	1-0-0
2	Oct. 6	@ Columbus	3-2 W (OT)	2-0-0
3	Oct. 8	@ Colorado	2-3 L	2-1-0
4	Oct. 10	@ Minnesota	1-2 O (SO)	2-1-1
5	Oct. 13	San Jose	4-6 L	2-2-1
6	Oct. 16	Edmonton	2-1 W	3-2-1
7	Oct. 17	@ Edmonton	1-2 L	3-3-1
8	Oct. 20	@ St. Louis	3-2 W (OT)	4-3-1
9	Oct. 21	@ Nashville	4-3 W (OT)	5-3-1
10	Oct. 23	@ Dallas	1-2 L	5-4-1
11	Oct. 25	@ Chicago	5-0 W	6-4-1
12	Oct. 27	Washington	3-2 W (SO)	7-4-1
13	Oct. 31	Nashville	2-3 L	7-5-1
14	Nov. 2	@ Minnesota	2-5 L	7-6-1
15	Nov. 4	@ Colorado	2-3 L	7-7-1
16	Nov. 6	Dallas	2-1 W	8-7-1
17	Nov. 9	Anaheim	0-6 L	8-8-1
18	Nov. 11	Calgary	2-3 L	8-9-1
19	Nov. 14	Detroit	2-3 L	8-10-1
20	Nov. 17	St. Louis	4-2 W	9-10-1
21	Nov. 19	Chicago	2-1 W	10-10-1
22	Nov. 22	@ Detroit	4-3 W (OT)	11-10-1
23	Nov. 23	@ Nashville	0-6 L	11-11-1
24	Nov. 25	@ Colorado	1-4 L	11-12-1
25	Nov. 28	Columbus	1-0 W	12-12-1
26	Nov. 30	Anaheim	1-2 L	12-13-1
27	Dec. 2	Colorado	2-1 W	13-13-1
28	Dec. 4	Edmonton	0-4 L	13-14-1
29	Dec. 8	Carolina	4-3 W (OT)	14-14-1
30	Dec. 9	@ Calgary	3-5 L	14-15-1
31	Dec. 12	Phoenix	2-5 W	15-15-1
32	Dec. 14	Calgary	3-1 W	16-15-1
33	Dec. 16	Minnesota	2-1 W	17-15-1
34	Dec. 19	@ Minnesota	2-5 L	17-16-1
35	Dec. 21	@ Boston	0-2 L	17-17-1
36	Dec. 22	@ Columbus	2-3 L	17-18-1
37	Dec. 26	@ Calgary	3-1 W	18-18-1
38	Dec. 27	Calgary	6-5 W (OT)	19-18-1
39	Dec. 30	Edmonton	6-2 W	20-18-1
40	Jan. 2	@ Calgary	3-2 W	21-18-1
41	Jan. 3	Dallas	2-1 W (SO)	22-18-1

No	Date	Opponent	Score	Record
42	Jan. 5	Edmonton	3-2 W (OT)	23-18-1
43	Jan. 7	Florida	4-3 W (SO)	24-18-1
44	Jan. 11	Minnesota	2-5 L	24-19-1
45	Jan. 13	@ Toronto	6-1 W	25-19-1
46	Jan. 16	@ Montreal	4-0 W	26-19-1
47	Jan. 18	@ Ottawa	2-1 W	27-19-1
48	Jan. 19	@ Buffalo	3-4 O (SO)	27-19-2
49	Jan. 26	Los Angeles	2-3 O (OT)	27-19-3
50	Jan. 28	San Jose	3-1 W	28-19-3
51	Jan. 30	Columbus	2-3 O (SO)	28-19-4
52	Feb. 1	Edmonton	5-3 W	29-19-4
53	Feb. 3	@ Calgary	3-4 L	29-20-4
54	Feb. 6	@ Edmonton	5-2 W	30-20-4
55	Feb. 7	Chicago	0-3 L	30-21-4
56	Feb. 10	Atlanta	3-2 W	31-21-4
57	Feb. 14	@ Minnesota	3-2 W (OT)	32-21-4
58	Feb. 16	@ Chicago	2-1 W (SO)	33-21-4
59	Feb. 18	Colorado	5-4 W	34-21-4
60	Feb. 20	@ Anaheim	3-2 W (OT)	35-21-4
61	Feb. 22	@ Los Angeles	3-2 W	36-21-4
62	Feb. 25	@ Dallas	1-2 O (OT)	36-21-5
63	Feb. 27	@ St. Louis	1-3 L	36-22-5
64	Mar. 1	Phoenix	4-3 W	37-22-5
65	Mar. 4	Minnesota	4-3 W (SO)	38-22-5
66	Mar. 6	Tampa Bay	5-1 W	39-22-5
67	Mar. 8	@ Phoenix	4-2 W	40-22-5
68	Mar. 9	@ San Jose	2-1 W (OT)	41-22-5
69	Mar. 11	@ Anaheim	2-4 L	41-23-5
70	Mar. 13	Minnesota	2-3 O (OT)	41-23-6
71	Mar. 15	St. Louis	3-2 W (OT)	42-23-6
72	Mar. 17	Detroit	4-1 W	43-23-6
73	Mar. 19	@ Edmonton	2-1 W	44-23-6
74	Mar. 21	Nashville	2-0 W	45-23-6
75	Mar. 25	Colorado	4-5 O (SO)	45-23-7
76	Mar. 27	@ Colorado	3-0 W	46-23-7
77	Mar. 29	@ Los Angeles	4-2 W	47-23-7
78	Mar. 31	Calgary	2-3 L	47-24-7
79	Apr. 3	Los Angeles	4-2 W	48-24-7
80	Apr. 5	Colorado	1-3 L	48-25-7
81	Apr. 7	@ San Jose	4-3 W (OT)	49-25-7
82	Apr. 8	@ Phoenix	1-3 L	49-26-7

CANUCKS

PLAYERS

IN THE SYSTEM

2020-21 REVIEW

OPPONENTS

HISTORY

ALL-TIME RECORDS

PLAYOFFS

NHL

MEDIA SERVICES

11

# 2007.08 SEASON RECORD

## NORTHWEST DIVISION FINISH

5th (88 Points)

## COACH

Alain Vigneault

## GM

Dave Nonis

## CAPTAIN

Markus Naslund

## SCORING

Player	GP	G	A	PTS	PIM	Player	GP	G	A	PTS	PIM
H. Sedin	82	15	61	76	56	Krajicek	39	2	9	11	36
D. Sedin	82	29	45	74	50	Isbister	55	6	5	11	38
Naslund	82	25	30	55	46	Ritchie	71	3	8	11	80
Pyatt	79	16	21	37	60	Miller	57	1	8	9	32
Kesler	80	21	16	37	79	Jaffray	19	2	4	6	19
Burrows	82	12	19	31	179	Rypien	22	1	2	3	41
Morrison	39	9	16	25	18	Bourdon	27	2	0	2	20
Salo	63	8	17	25	38	Brown	19	1	0	1	55
Ohlund	53	9	15	24	79	Cowan	46	0	1	1	110
Raymond	49	9	12	21	2	Weaver	55	0	1	1	33
Edler	75	8	12	20	42	Fitzgerald	1	0	0	0	0
Pettinger	VAN 20	4	2	6	11	McIver	17	0	0	0	52
	WSH 56	2	5	7	25	Hansen	5	0	0	0	2
Shannon	27	5	8	13	24						
Linden	59	7	5	12	15						
Mitchell	72	2	10	12	81						
Bieksa	34	2	10	12	90						

Goaltender	GPI	MIN	GA	SO	AVG	W-L-T
Luongo	73	4,233	168	6	2.38	35-29-9
Sanford	16	679	32	0	2.83	4-3-1
MacIntyre	2	61	3	0	2.95	0-1-0

## RESULTS

No	Date	Opponent	Score	Record	No	Date	Opponent	Score	Record
1	Oct. 5	San Jose	1-3 L	0-1-0	42	Jan. 8	NY Islanders	3-2 O (SO)	24-14-4
2	Oct. 6	@ Calgary	4-3 W (OT)	1-1-0	43	Jan. 10	@ San Jose	1-3 L	24-15-4
3	Oct. 10	Philadelphia	2-8 L	1-2-0	44	Jan. 11	Phoenix	3-4 L	24-16-4
4	Oct. 12	@ Edmonton	5-2 W	2-2-0	45	Jan. 13	@ St. Louis	4-3 O (SO)	25-16-4
5	Oct. 13	Edmonton	4-1 W	3-2-0	46	Jan. 15	@ Columbus	2-3 L	25-17-4
6	Oct. 15	San Jose	2-4 L	3-3-0	47	Jan. 17	@ Detroit	2-3 O (SO)	25-17-5
7	Oct. 19	Los Angeles	2-4 L	3-4-0	48	Jan. 19	Los Angeles	3-4 L	25-18-5
8	Oct. 21	@ Columbus	4-1 W	4-4-0	49	Jan. 21	Minnesota	2-4 L	25-19-5
9	Oct. 22	@ Carolina	1-3 L	4-5-0	50	Jan. 23	St. Louis	3-2 O (SO)	26-19-5
10	Oct. 24	@ Detroit	2-3 L	4-6-0	51	Jan. 29	Dallas	3-4 L	26-20-5
11	Oct. 26	@ Washington	3-2 W	5-6-0	52	Jan. 31	@ Tampa Bay	3-4 L	26-21-5
12	Oct. 28	Detroit	2-3 L	5-7-0	53	Feb. 1	@ Florida	3-4 O (SO)	26-21-6
13	Nov. 1	Nashville	0-3 L	5-8-0	54	Feb. 5	@ Dallas	2-3 O (SO)	26-21-7
14	Nov. 3	@ Colorado	4-3 W	6-8-0	55	Feb. 7	@ Atlanta	2-1 W	27-21-7
15	Nov. 8	@ Calgary	3-2 W	7-8-0	56	Feb. 9	Colorado	2-6 L	27-22-7
16	Nov. 9	Colorado	2-1 W (OT)	8-8-0	57	Feb. 10	Chicago	3-2 W (SO)	28-22-7
17	Nov. 14	Edmonton	0-1 O (SO)	8-8-1	58	Feb. 14	Minnesota	4-5 O (SO)	28-22-8
18	Nov. 16	Minnesota	6-2 W	9-8-1	59	Feb. 16	Edmonton	4-2 W	29-22-8
19	Nov. 18	Calgary	4-1 W	10-8-1	60	Feb. 19	@ Minnesota	3-2 O (OT)	30-22-8
20	Nov. 20	@ Edmonton	4-5 O (SO)	10-8-2	61	Feb. 21	@ Nashville	3-2 O (SO)	31-22-8
21	Nov. 21	@ Minnesota	4-2 W	11-8-2	62	Feb. 23	Detroit	4-1 W	32-22-8
22	Nov. 23	@ St. Louis	1-3 L	11-9-2	63	Feb. 27	Colorado	2-3 O (SO)	32-22-9
23	Nov. 25	Chicago	2-0 W	12-9-2	64	Feb. 29	Columbus	2-3 O (OT)	32-22-10
24	Nov. 27	Anaheim	4-0 W	13-9-2	65	Mar. 2	@ Chicago	1-4 L	32-23-10
25	Nov. 29	Columbus	2-0 W	14-9-2	66	Mar. 4	@ Colorado	1-2 L	32-24-10
26	Dec. 2	@ Minnesota	1-2 L	14-10-2	67	Mar. 6	Nashville	6-2 W	33-24-10
27	Dec. 5	@ Chicago	3-2 W	15-10-2	68	Mar. 8	St. Louis	4-2 W	34-24-10
28	Dec. 6	@ Nashville	5-2 W	16-10-2	69	Mar. 10	@ Los Angeles	2-1 W (OT)	35-24-10
29	Dec. 8	Pittsburgh	1-2 O (SO)	16-10-3	70	Mar. 12	@ Anaheim	1-4 L	35-25-10
30	Dec. 10	@ Los Angeles	2-4 L	16-11-3	71	Mar. 13	@ Phoenix	0-4 L	35-26-10
31	Dec. 12	@ Anaheim	3-2 W	17-11-3	72	Mar. 15	@ Dallas	4-3 W	36-26-10
32	Dec. 13	@ San Jose	2-5 L	17-12-3	73	Mar. 17	Phoenix	3-1 W	37-26-10
33	Dec. 15	@ Edmonton	1-2 O (SO)	17-12-4	74	Mar. 20	@ Edmonton	4-1 W	38-26-10
34	Dec. 18	New Jersey	5-0 W	18-12-4	75	Mar. 21	Minnesota	1-2 L	38-27-10
35	Dec. 20	Dallas	3-2 W	19-12-4	76	Mar. 25	@ Calgary	2-3 L	38-28-10
36	Dec. 22	@ Phoenix	2-1 O (SO)	20-12-4	77	Mar. 26	@ Colorado	3-6 L	38-29-10
37	Dec. 23	@ Colorado	1-3 L	20-13-4	78	Mar. 28	@ Minnesota	0-4 L	38-30-10
38	Dec. 27	Calgary	5-3 W	21-13-4	79	Mar. 30	Calgary	6-2 W	39-30-10
39	Dec. 30	Anaheim	2-1 W	22-13-4	80	Apr. 1	Colorado	2-4 L	39-31-10
40	Dec. 31	@ Calgary	1-2 L	22-14-4	81	Apr. 3	Edmonton	1-2 L	39-32-10
41	Jan. 3	NY Rangers	3-0 W	23-14-4	82	Apr. 5	Calgary	1-7 L	39-33-10

# 2008.09 SEASON RECORD

## NORTHWEST DIVISION FINISH

1st (100 Points)

## COACH

Alain Vigneault

## GM

Michael D. Gillis

## CAPTAIN

Roberto Luongo

## SCORING

Player	GP	G	A	PTS	PIM
D. Sedin	82	31	51	82	36
H. Sedin	82	22	60	82	48
Kesler	82	26	33	59	61
Demitra	69	20	33	53	20
Burrows	82	28	23	51	150
Bieksa	72	11	32	43	97
Edler	80	10	27	37	54
Bernier	81	15	17	32	27
Sundin	41	9	19	28	28
Wellwood	74	18	9	27	4
Ohlund	82	6	19	25	105
Salo	60	5	20	25	26
Mitchell	82	3	20	23	59
Raymond	72	11	12	23	24
Hansen	55	6	15	21	37
Pyatt	69	10	9	19	43

Player	GP	G	A	PTS	PIM
Vaananen	VAN 3	0	1	1	0
	PHI 46	1	9	10	22
O'Brien	77	0	10	10	196
Johnson	62	2	7	9	12
Hordichuk	73	4	1	5	109
Jaffray	14	2	2	4	14
Rypien	12	3	0	3	19
Davison	23	0	2	2	51
Krog	4	1	0	1	2
Bolduc	7	0	1	1	4
Quellet	3	0	0	0	0

Goaltender	GPI	MIN	GA	SO	AVG	W-L-T
Luongo	54	3,181	124	9	2.34	33-13-7
LaBarbera	28	1,447	67	2	2.78	8-10-6
Sanford	19	973	42	1	2.59	7-8-0
Schneider	8	355	20	0	3.38	2-4-1

## RESULTS

No	Date	Opponent	Score	Record
1	Oct. 9	Calgary	6-0 W	1-0-0
2	Oct. 11	@ Calgary	5-4 W (OT)	2-0-0
3	Oct. 13	@ Washington	1-5 L	2-1-0
4	Oct. 16	@ Detroit	4-3 W (OT)	3-1-0
5	Oct. 17	@ Buffalo	2-5 L	3-2-0
6	Oct. 19	@ Chicago	2-4 L	3-3-0
7	Oct. 21	@ Columbus	2-4 L	3-4-0
8	Oct. 25	Edmonton	6-3 W	4-4-0
9	Oct. 28	Boston	0-1 L	4-5-0
10	Oct. 30	@ Los Angeles	4-0 W	5-5-0
11	Oct. 31	@ Anaheim	7-6 W (SO)	6-5-0
12	Nov. 2	Detroit	2-3 L	6-6-0
13	Nov. 4	Nashville	4-0 W	7-6-0
14	Nov. 6	Phoenix	1-0 W	8-6-0
15	Nov. 8	Minnesota	2-0 W	9-6-0
16	Nov. 12	Colorado	2-1 O (SO)	9-6-1
17	Nov. 15	Toronto	4-2 W	10-6-1
18	Nov. 17	@ NY Islanders	2-1 O (SO)	10-6-2
19	Nov. 19	@ NY Rangers	6-3 W	11-6-2
20	Nov. 20	@ Minnesota	3-2 W	12-6-2
21	Nov. 22	@ Pittsburgh	3-1 W	13-6-2
22	Nov. 24	Detroit	3-2 W (OT)	14-6-2
23	Nov. 27	Calgary	3-4 L	14-7-2
24	Nov. 29	@ Calgary	1-3 L	14-8-2
25	Dec. 1	@ Columbus	2-3 L	14-9-2
26	Dec. 4	@ Detroit	5-6 L	14-10-2
27	Dec. 5	@ Minnesota	2-1 W	15-10-2
28	Dec. 7	@ Colorado	4-5 O (SO)	15-10-3
29	Dec. 9	@ Nashville	3-1 W	16-10-3
30	Dec. 13	@ Edmonton	0-3 L	16-11-3
31	Dec. 14	Florida	5-3 W	17-11-3
32	Dec. 17	Edmonton	4-2 W	18-11-3
33	Dec. 20	Chicago	1-3 L	18-12-3
34	Dec. 22	Anaheim	4-3 W	19-12-3
35	Dec. 23	@ San Jose	0-5 L	19-13-3
36	Dec. 26	Edmonton	2-3 L	19-14-3
37	Dec. 28	Ottawa	3-0 W	20-14-3
38	Dec. 30	Philadelphia	2-3 L	20-15-3
39	Jan. 1	@ Nashville	2-1 W	21-15-3
40	Jan. 2	@ Atlanta	3-4 O (SO)	21-15-4
41	Jan. 4	Dallas	2-3 O (SO)	21-15-5

No	Date	Opponent	Score	Record
42	Jan. 7	@ Edmonton	4-2 W	22-15-5
43	Jan. 9	St. Louis	4-6 L	22-16-5
44	Jan. 10	San Jose	2-4 L	22-17-5
45	Jan. 13	New Jersey	3-5 L	22-18-5
46	Jan. 15	Phoenix	1-4 L	22-19-5
47	Jan. 18	Columbus	5-6 O (SO)	22-19-6
48	Jan. 20	@ San Jose	2-1 O (OT)	22-19-7
49	Jan. 28	Nashville	3-5 L	22-20-7
50	Jan. 31	Minnesota	3-4 O (OT)	22-20-8
51	Feb. 3	Carolina	4-3 W	23-20-8
52	Feb. 7	Chicago	7-3 W	24-20-8
53	Feb. 10	@ St. Louis	6-4 W	25-20-8
54	Feb. 12	@ Phoenix	4-3 W	26-20-8
55	Feb. 13	@ Dallas	1-2 L	26-21-8
56	Feb. 15	Montreal	4-2 W	27-21-8
57	Feb. 17	@ Calgary	4-3 W (SO)	28-21-8
58	Feb. 19	@ Ottawa	5-2 W	29-21-8
59	Feb. 21	@ Toronto	3-2 W (SO)	30-21-8
60	Feb. 24	@ Montreal	0-3 L	30-22-8
61	Feb. 27	Tampa Bay	2-1 W	31-22-8
62	Mar. 1	Columbus	3-1 W	32-22-8
63	Mar. 3	Minnesota	4-2 W	33-22-8
64	Mar. 7	San Jose	3-1 W	34-22-8
65	Mar. 9	@ Los Angeles	2-3 L	34-23-8
66	Mar. 11	@ Anaheim	4-3 O (OT)	34-23-9
67	Mar. 13	Los Angeles	4-2 W	35-23-9
68	Mar. 15	Colorado	4-2 W	36-23-9
69	Mar. 17	Dallas	4-2 W	37-23-9
70	Mar. 19	St. Louis	3-0 W	38-23-9
71	Mar. 21	@ Phoenix	1-5 L	38-24-9
72	Mar. 24	@ Dallas	5-2 W	39-24-9
73	Mar. 26	@ St. Louis	2-4 L	39-25-9
74	Mar. 27	@ Colorado	4-1 W	40-25-9
75	Mar. 29	@ Chicago	4-0 W	41-25-9
76	Mar. 31	@ Minnesota	2-1 W (OT)	42-25-9
77	Apr. 2	Anaheim	5-6 O (SO)	42-25-10
78	Apr. 4	@ Edmonton	3-5 L	42-26-10
79	Apr. 5	Colorado	1-4 L	42-27-10
80	Apr. 7	Calgary	4-1 W	43-27-10
81	Apr. 9	Los Angeles	1-0 W	44-27-10
82	Apr. 11	@ Colorado	1-0 W (OT)	45-27-10

CANUCKS

PLAYERS

IN THE SYSTEM

2020-21 REVIEW

OPPONENTS

HISTORY

ALL-TIME RECORDS

PLAYOFFS

NHL

MEDIA SERVICES



# 2009.10 SEASON RECORD

## NORTHWEST DIVISION FINISH

1st (103 Points)

## COACH

Alain Vigneault

## GM

Michael D. Gillis

## CAPTAIN

Roberto Luongo

## SCORING

Player	GP	G	A	PTS	PIM
H. Sedin	82	29	83	112	48
D. Sedin	63	29	56	85	28
Kesler	82	25	50	75	104
Burrows	82	35	32	67	121
Samuelsson	74	30	23	53	64
Raymond	82	25	28	53	48
Ehrhoff	80	14	30	44	42
Edler	76	5	37	42	40
Salo	68	9	19	28	18
Wellwood	75	14	11	25	12
Bernier	59	11	11	22	21
Biekša	55	3	19	22	85
Demitra	28	3	13	16	0
Hansen	47	9	6	15	18
Mitchell	48	4	8	12	48
Grabner	20	5	6	11	8
Glass	67	4	7	11	115
Rypien	69	4	4	8	126

Player	GP	G	A	PTS	PIM
O'Brien	65	2	6	8	79
Johnson	58	1	4	5	12
M. Schneider	17	2	3	5	12
Rome	49	0	4	4	24
Pettinger	9	1	2	3	6
Baumgartner	12	1	1	2	2
Alberts	14	1	1	2	13
Hordichuk	56	1	1	2	142
Lukowich	13	1	1	2	4
Shirokov	6	0	0	0	2
Bliznak	2	0	0	0	0
Bolduc	15	0	0	0	13
Desbiens	1	0	0	0	2
Oberg	2	0	0	0	0

Goaltender	GPI	MIN	GA	SO	AVG	W-L-T
Luongo	68	3,899	167	4	2.57	40-22-4
Raycroft	21	967	39	1	2.42	9-5-1
C. Schneider	2	78	5	0	3.80	0-1-0

## RESULTS

No	Date	Opponent	Score	Record
1	Oct. 1	@ Calgary	3-5 L	0-1-0
2	Oct. 3	@ Colorado	0-3 L	0-2-0
3	Oct. 5	Columbus	3-5 L	0-3-0
4	Oct. 7	Montreal	7-1 W	1-3-0
5	Oct. 11	Dallas	4-3 W (SO)	2-3-0
6	Oct. 16	@ Calgary	3-5 L	2-4-0
7	Oct. 17	Minnesota	2-1 W	3-4-0
8	Oct. 19	@ Edmonton	1-2 L	3-5-0
9	Oct. 21	@ Chicago	3-2 W	4-5-0
10	Oct. 24	Toronto	3-1 W	5-5-0
11	Oct. 25	Edmonton	2-0 W	6-5-0
12	Oct. 27	Detroit	4-5 L	6-6-0
13	Oct. 29	@ Los Angeles	2-1 W (SO)	7-6-0
14	Oct. 30	@ Anaheim	2-7 L	7-7-0
15	Nov. 1	Colorado	3-0 W	8-7-0
16	Nov. 3	NY Rangers	4-1 W	9-7-0
17	Nov. 5	@ Minnesota	5-2 W	10-7-0
18	Nov. 6	@ Dallas	1-2 L	10-8-0
19	Nov. 10	@ St. Louis	1-6 L	10-9-0
20	Nov. 12	@ Detroit	1-3 L	10-10-0
21	Nov. 14	@ Colorado	8-2 W	11-10-0
22	Nov. 20	Colorado	5-2 W	12-10-0
23	Nov. 22	Chicago	0-1 L	12-11-0
24	Nov. 26	Los Angeles	4-1 W	13-11-0
25	Nov. 28	Edmonton	7-3 W	14-11-0
26	Nov. 29	San Jose	2-4 L	14-12-0
27	Dec. 2	@ New Jersey	5-2 W	15-12-0
28	Dec. 3	@ Philadelphia	3-0 W	16-12-0
29	Dec. 5	@ Carolina	3-5 L	16-13-0
30	Dec. 8	@ Nashville	2-4 L	16-14-0
31	Dec. 10	Atlanta	4-2 W	17-14-0
32	Dec. 12	Minnesota	4-3 W	18-14-0
33	Dec. 14	Los Angeles	3-1 W	19-14-0
34	Dec. 16	Anaheim	2-3 L	19-15-0
35	Dec. 18	Washington	3-2 W	20-15-0
36	Dec. 20	St. Louis	1-3 L	20-16-0
37	Dec. 22	Nashville	4-1 W	21-16-0
38	Dec. 26	Edmonton	4-1 W	22-16-0
39	Dec. 27	@ Calgary	5-1 W	23-16-0
40	Dec. 29	@ Phoenix	2-3 O (SO)	23-16-1
41	Dec. 31	@ St. Louis	4-3 W (OT)	24-16-1

No	Date	Opponent	Score	Record
42	Jan. 2	@ Dallas	3-1 W	25-16-1
43	Jan. 5	Columbus	3-2 W	26-16-1
44	Jan. 7	Phoenix	4-0 W	27-16-1
45	Jan. 9	Calgary	2-3 O (SO)	27-16-2
46	Jan. 11	Nashville	2-3 L	27-17-2
47	Jan. 13	@ Minnesota	2-5 L	27-18-2
48	Jan. 16	Pittsburgh	6-2 W	28-18-2
49	Jan. 20	@ Edmonton	3-2 W (OT)	29-18-2
50	Jan. 21	Dallas	4-3 W	30-18-2
51	Jan. 23	Chicago	5-1 W	31-18-2
52	Jan. 25	Buffalo	3-2 W	32-18-2
53	Jan. 27	St. Louis	3-2 W	33-18-2
54	Jan. 30	@ Toronto	5-3 W	34-18-2
55	Feb. 2	@ Montreal	2-3 L	34-19-2
56	Feb. 4	@ Ottawa	1-3 L	34-20-2
57	Feb. 6	@ Boston	5-2 W (SO)	35-20-2
58	Feb. 9	@ Tampa Bay	1-3 L	35-21-2
59	Feb. 11	@ Florida	3-0 W	36-21-2
60	Feb. 12	@ Columbus	4-3 W	37-21-2
61	Feb. 14	@ Minnesota	2-6 L	37-22-2
62	Mar. 2	@ Columbus	4-3 W (OT)	38-22-2
63	Mar. 3	@ Detroit	6-3 W	39-22-2
64	Mar. 5	@ Chicago	3-6 L	39-23-2
65	Mar. 7	@ Nashville	4-2 W	40-23-2
66	Mar. 9	@ Colorado	6-4 W	41-23-2
67	Mar. 10	@ Phoenix	3-4 O (SO)	41-23-3
68	Mar. 13	Ottawa	5-1 W	42-23-3
69	Mar. 14	Calgary	3-1 W	43-23-3
70	Mar. 16	NY Islanders	2-5 L	43-24-3
71	Mar. 18	San Jose	3-2 W	44-24-3
72	Mar. 20	Detroit	3-4 O (OT)	44-24-4
73	Mar. 23	@ Edmonton	2-3 L	44-25-4
74	Mar. 24	Anaheim	4-1 W	45-25-4
75	Mar. 27	@ San Jose	2-4 L	45-26-4
76	Mar. 30	Phoenix	4-1 W	46-26-4
77	Apr. 1	@ Los Angeles	3-8 L	46-27-4
78	Apr. 2	@ Anaheim	5-4 W (SO)	47-27-4
79	Apr. 4	Minnesota	4-3 W (OT)	48-27-4
80	Apr. 6	Colorado	4-0 O (SO)	48-27-5
81	Apr. 8	@ San Jose	2-4 L	48-28-5
82	Apr. 10	Calgary	7-3 W	49-28-5

## NORTHWEST DIVISION FINISH

1st (117 Points)

## COACH

Alain Vigneault

## GM

Michael D. Gillis

## CAPTAIN

Henrik Sedin

## SCORING

Player	GP	G	A	PTS	PIM
D. Sedin	82	41	63	104	32
H. Sedin	82	19	75	94	40
Kesler	82	41	32	73	66
Samuelsson	75	18	32	50	36
Ehrhoff	79	14	36	50	52
Burrows	72	26	22	48	77
Raymond	70	15	24	39	10
Edler	51	8	25	33	24
Malhotra	72	11	19	30	22
Torres	80	14	15	29	78
Hansen	82	9	20	29	32
Higgins VAN	14	2	3	5	6
FLA	48	11	12	23	10
Hamhuis	64	6	17	23	34
Bieksa	66	6	16	22	73
Tambellini	62	9	8	17	18
Lapierre VAN	19	1	0	1	8
ANA	21	0	3	3	9
MTL	38	5	3	8	63
Glass	73	3	7	10	72
Salo	27	3	4	7	14
Ballard	65	2	5	7	53

Player	GP	G	A	PTS	PIM
Alberts	42	1	6	7	41
Rome	56	1	4	5	53
Bolduc	24	2	2	4	21
Oreskovich	16	0	3	3	8
Sweatt	3	1	1	2	2
Hodgson	8	1	1	2	0
Volpatti	15	1	1	2	16
Schaefer	16	1	1	2	2
Shirokov	2	1	0	1	0
Bliznak	4	1	0	1	0
Rypien	9	0	1	1	31
Tanev	29	0	1	1	0
Oberg	2	0	0	0	0
Andersson	4	0	0	0	0
Parent	4	0	0	0	0
Sauve	5	0	0	0	0
Perrault	7	0	0	0	0
Desbiens	12	0	0	0	10

Goaltender	GPI	MIN	GA	SO	AVG	W-L-T
Luongo	60	3,590	126	4	2.11	38-15-7
Schneider	25	1,372	51	1	2.23	16-4-2

## RESULTS

No	Date	Opponent	Score	Record
1	Oct. 9	Los Angeles	1-2 O (SO)	0-0-1
2	Oct. 11	Florida	2-1 W	1-0-1
3	Oct. 13	@ Anaheim	3-4 L	1-1-1
4	Oct. 15	@ Los Angeles	1-4 L	1-2-1
5	Oct. 17	Carolina	5-1 W	2-2-1
6	Oct. 19	@ Minnesota	2-6 L	2-3-1
7	Oct. 20	@ Chicago	1-2 O (SO)	2-3-2
8	Oct. 22	Minnesota	5-1 W	3-3-2
9	Oct. 26	Colorado	4-3 W (OT)	4-3-2
10	Nov. 1	New Jersey	3-0 W	5-3-2
11	Nov. 2	@ Edmonton	4-3 W	6-3-2
12	Nov. 4	@ Colorado	3-1 W	7-3-2
13	Nov. 6	Detroit	6-4 W	8-3-2
14	Nov. 9	@ Montreal	0-2 L	8-4-2
15	Nov. 11	@ Ottawa	6-2 W	9-4-2
16	Nov. 13	@ Toronto	5-3 W	10-4-2
17	Nov. 15	@ Buffalo	3-4 O (OT)	10-4-3
18	Nov. 17	@ Pittsburgh	1-3 L	10-5-3
19	Nov. 20	Chicago	1-7 L	10-6-3
20	Nov. 21	Phoenix	2-3 L	10-7-3
21	Nov. 24	Colorado	4-2 W	11-7-3
22	Nov. 26	San Jose	6-1 W	12-7-3
23	Dec. 1	@ Calgary	7-2 W	13-7-3
24	Dec. 3	@ Chicago	3-0 W	14-7-3
25	Dec. 5	St. Louis	2-3 L	14-8-3
26	Dec. 8	Anaheim	5-4 W (SO)	15-8-3
27	Dec. 11	Tampa Bay	4-5 O (OT)	15-8-4
28	Dec. 12	@ Edmonton	2-1 W	16-8-4
29	Dec. 15	Columbus	3-2 W (OT)	17-8-4
30	Dec. 18	Toronto	4-1 W	18-8-4
31	Dec. 20	@ St. Louis	3-1 W	19-8-4
32	Dec. 22	@ Detroit	4-5 O (OT)	19-8-5
33	Dec. 23	@ Columbus	7-3 W	20-8-5
34	Dec. 26	Edmonton	3-2 W	21-8-5
35	Dec. 28	Philadelphia	6-2 W	22-8-5
36	Dec. 31	@ Dallas	4-1 W	23-8-5
37	Jan. 2	@ Colorado	2-1 W	24-8-5
38	Jan. 3	@ San Jose	4-3 W	25-8-5
39	Jan. 5	Calgary	3-1 W	26-8-5
40	Jan. 7	Edmonton	6-1 W	27-8-5
41	Jan. 8	Detroit	1-2 O (SO)	27-8-6

No	Date	Opponent	Score	Record
42	Jan. 11	@ NY Islanders	4-3 W (SO)	28-8-6
43	Jan. 13	@ NY Rangers	0-1 L	28-9-6
44	Jan. 14	@ Washington	4-2 W	29-9-6
45	Jan. 16	@ Minnesota	0-4 L	29-10-6
46	Jan. 18	@ Colorado	3-4 O (OT)	29-10-7
47	Jan. 20	San Jose	1-2 O (SO)	29-10-8
48	Jan. 22	Calgary	3-4 O (SO)	29-10-9
49	Jan. 24	Dallas	7-1 W	30-10-9
50	Jan. 26	Nashville	2-1 W	31-10-9
51	Feb. 1	@ Dallas	4-1 W	32-10-9
52	Feb. 2	@ Phoenix	6-0 W	33-10-9
53	Feb. 4	Chicago	4-3 W	34-10-9
54	Feb. 7	Ottawa	4-2 W	35-10-9
55	Feb. 9	Anaheim	3-4 L	35-11-9
56	Feb. 12	Calgary	4-2 W	36-11-9
57	Feb. 14	@ St. Louis	2-3 L	36-12-9
58	Feb. 15	@ Minnesota	4-1 W	37-12-9
59	Feb. 17	@ Nashville	1-3 L	37-13-9
60	Feb. 19	Dallas	5-2 W	38-13-9
61	Feb. 22	Montreal	2-3 L	38-14-9
62	Feb. 24	St. Louis	3-2 W	39-14-9
63	Feb. 26	Boston	1-3 L	39-15-9
64	Mar. 1	Columbus	2-1 W (SO)	40-15-9
65	Mar. 3	Nashville	0-3 L	40-16-9
66	Mar. 5	@ Los Angeles	3-1 W	41-16-9
67	Mar. 6	@ Anaheim	3-0 W	42-16-9
68	Mar. 8	@ Phoenix	4-3 W (OT)	43-16-9
69	Mar. 10	@ San Jose	5-4 W (SO)	44-16-9
70	Mar. 12	@ Calgary	4-3 W	45-16-9
71	Mar. 14	Minnesota	4-2 W	46-16-9
72	Mar. 16	Colorado	4-2 W	47-16-9
73	Mar. 18	Phoenix	1-3 L	47-17-9
74	Mar. 23	@ Detroit	2-1 W	48-17-9
75	Mar. 25	@ Atlanta	3-1 W	49-17-9
76	Mar. 27	@ Columbus	4-1 W	50-17-9
77	Mar. 29	@ Nashville	3-1 W	51-17-9
78	Mar. 31	Los Angeles	3-1 W	52-17-9
79	Apr. 2	Edmonton	1-4 L	52-18-9
80	Apr. 5	@ Edmonton	0-2 L	52-19-9
81	Apr. 7	Minnesota	5-0 W	53-19-9
82	Apr. 9	@ Calgary	3-2 W (OT)	54-19-9

# 2011.12 SEASON RECORD

## NORTHWEST DIVISION FINISH

Ist (111 Points)

## COACH

Alain Vigneault

## GM

Michael D. Gillis

## CAPTAIN

Henrik Sedin

## SCORING

Player	GP	G	A	PTS	PIM
H. Sedin	82	14	67	81	52
D. Sedin	72	30	37	67	40
Burrows	80	28	24	52	90
Kesler	77	22	27	49	56
Edler	82	11	38	49	34
Biekša	78	8	36	44	94
Higgins	71	18	25	43	16
Hansen	82	16	23	39	34
Hamhuis	82	4	33	37	46
Hodgson	63	16	17	33	8
Booth VAN	56	16	13	29	32
FLA	6	0	1	1	2
Salo	69	9	16	25	10
Raymond	55	10	10	20	18
Lapierre	82	9	10	19	130
Malhotra	78	7	11	18	14
Pahlsson VAN	19	2	4	6	12
CBJ	61	2	9	11	22
Gagnani VAN	14	1	2	3	6
BUF	44	1	11	12	20

Player	GP	G	A	PTS	PIM
Rome	43	4	6	10	46
Kassian VAN	17	1	2	3	21
BUF	27	3	4	7	30
Weise	68	4	4	8	81
Ballard	47	1	6	7	64
Ebbett	18	5	1	6	6
Bitz	10	1	3	4	14
Alberts	44	2	1	3	40
Samuelsson	6	1	2	3	6
Tanev	25	0	2	2	2
Duco	6	0	2	2	5
Volpatti	23	1	0	1	37
Sulzer	12	0	1	1	2
Mancari	6	0	0	0	0
Sturm	6	0	0	0	2
Swett	2	0	0	0	0
Oreskovich	1	0	0	0	7

Goaltender	GPI	MIN	GA	SO	AVG	W-L-T
Luongo	55	3,162	127	5	2.41	31-14-8
Schneider	33	1,833	60	3	1.96	20-8-1

## RESULTS

No	Date	Opponent	Score	Record
1	Oct. 6	Pittsburgh	3-4 O (SO)	0-0-1
2	Oct. 10	@ Columbus	3-2 W	1-0-1
3	Oct. 12	@ Philadelphia	4-5 L	1-1-1
4	Oct. 13	@ Detroit	0-2 L	1-2-1
5	Oct. 15	@ Edmonton	4-3 W	2-2-1
6	Oct. 18	NY Rangers	0-4 L	2-3-1
7	Oct. 20	Nashville	5-1 W	3-3-1
8	Oct. 22	Minnesota	3-2 W (OT)	4-3-1
9	Oct. 25	@ Edmonton	2-3 L	4-4-1
10	Oct. 26	St. Louis	0-3 L	4-5-1
11	Oct. 29	Washington	7-4 W	5-5-1
12	Nov. 1	@ Calgary	5-1 W	6-5-1
13	Nov. 3	@ Minnesota	1-5 L	6-6-1
14	Nov. 4	@ St. Louis	2-3 L	6-7-1
15	Nov. 6	@ Chicago	6-2 W	7-7-1
16	Nov. 10	@ Los Angeles	3-2 W	8-7-1
17	Nov. 11	@ Anaheim	3-4 L	8-8-1
18	Nov. 13	NY Islanders	4-1 W	9-8-1
19	Nov. 16	Chicago	1-5 L	9-9-1
20	Nov. 20	Ottawa	2-1 W (OT)	10-9-1
21	Nov. 23	@ Colorado	3-0 W	11-9-1
22	Nov. 25	@ Phoenix	5-0 W	12-9-1
23	Nov. 26	@ San Jose	3-2 W	13-9-1
24	Nov. 29	Columbus	4-1 W	14-9-1
25	Dec. 1	Nashville	5-6 L	14-10-1
26	Dec. 4	Calgary	5-1 W	15-10-1
27	Dec. 6	Colorado	6-0 W	16-10-1
28	Dec. 8	@ Montreal	4-3 W (SO)	17-10-1
29	Dec. 10	@ Ottawa	4-1 W	18-10-1
30	Dec. 13	@ Columbus	1-2 O (SO)	18-10-2
31	Dec. 15	@ Carolina	3-4 L	18-11-2
32	Dec. 17	@ Toronto	5-3 W	19-11-2
33	Dec. 19	Minnesota	4-0 W	20-11-2
34	Dec. 21	Detroit	4-2 W	21-11-2
35	Dec. 23	Calgary	1-3 L	21-12-2
36	Dec. 26	Edmonton	5-3 W	22-12-2
37	Dec. 28	@ San Jose	3-2 W (OT)	23-12-2
38	Dec. 29	@ Anaheim	5-2 W	24-12-2
39	Dec. 31	@ Los Angeles	1-4 L	24-13-2
40	Jan. 2	San Jose	2-3 O (SO)	24-13-3
41	Jan. 4	Minnesota	3-0 W	25-13-3

No	Date	Opponent	Score	Record
42	Jan. 7	@ Boston	4-3 W	26-13-3
43	Jan. 9	@ Florida	1-2 L	26-14-3
44	Jan. 10	@ Tampa Bay	5-4 W (SO)	27-14-3
45	Jan. 12	@ St. Louis	3-2 W (OT)	28-14-3
46	Jan. 15	Anaheim	2-4 L	28-15-3
47	Jan. 17	Los Angeles	2-3 O (SO)	28-15-4
48	Jan. 21	San Jose	4-3 W	29-15-4
49	Jan. 24	Edmonton	3-2 W (SO)	30-15-4
50	Jan. 31	Chicago	3-2 W (OT)	31-15-4
51	Feb. 2	Detroit	3-4 O (SO)	31-15-5
52	Feb. 4	@ Colorado	3-2 W (SO)	32-15-5
53	Feb. 7	@ Nashville	4-3 W (SO)	33-15-5
54	Feb. 9	@ Minnesota	5-2 W	34-15-5
55	Feb. 11	@ Calgary	2-3 O (SO)	34-15-6
56	Feb. 13	Phoenix	2-1 W (SO)	35-15-6
57	Feb. 15	Colorado	3-1 W	36-15-6
58	Feb. 18	Toronto	6-2 W	37-15-6
59	Feb. 19	@ Edmonton	5-2 W	38-15-6
60	Feb. 21	@ Nashville	1-3 L	38-16-6
61	Feb. 23	@ Detroit	4-3 W (SO)	39-16-6
62	Feb. 24	@ New Jersey	2-1 W	40-16-6
63	Feb. 26	@ Dallas	2-3 O (OT)	40-16-7
64	Feb. 28	@ Phoenix	1-2 O (SO)	40-16-8
65	Mar. 1	St. Louis	2-0 W	41-16-8
66	Mar. 3	Buffalo	3-5 L	41-17-8
67	Mar. 6	Dallas	2-5 L	41-18-8
68	Mar. 8	Winnipeg	3-2 W	42-18-8
69	Mar. 10	Montreal	1-4 L	42-19-8
70	Mar. 14	Phoenix	4-5 L	42-20-8
71	Mar. 17	Columbus	4-3 W	43-20-8
72	Mar. 19	@ Minnesota	0-2 L	43-21-8
73	Mar. 21	@ Chicago	1-2 O (OT)	43-21-9
74	Mar. 22	@ Dallas	2-1 W	44-21-9
75	Mar. 24	@ Colorado	3-2 W (OT)	45-21-9
76	Mar. 26	Los Angeles	1-0 W	46-21-9
77	Mar. 28	Colorado	1-0 W	47-21-9
78	Mar. 30	Dallas	5-2 W	48-21-9
79	Mar. 31	Calgary	3-2 W (OT)	49-21-9
80	Apr. 3	Anaheim	5-4 W (SO)	50-21-9
81	Apr. 5	@ Calgary	2-3 L	50-22-9
82	Apr. 7	Edmonton	3-0 W	51-22-9

# 2012.13 SEASON RECORD

## NORTHWEST DIVISION FINISH

1st (59 Points)

## COACH

Alain Vigneault

## GM

Michael D. Gillis

## CAPTAIN

Henrik Sedin

## SCORING

Player	GP	G	A	PTS	PIM
H. Sedin	48	11	34	45	24
D. Sedin	47	12	28	40	18
Roy	12	3	3	6	2
DAL	30	4	18	22	4
Hansen	47	10	17	27	8
Burrows	47	13	11	24	54
Hamhuis	47	4	20	24	12
Raymond	46	10	12	22	16
Edler	45	8	14	22	37
Garrison	47	8	8	16	28
Higgins	41	10	5	15	10
Kesler	17	4	9	13	12
Bieksa	36	6	6	12	48
Kassian	39	7	4	11	51
Lapierre	48	4	6	10	45
Schroeder	31	3	6	9	4
Tanev	38	2	5	7	10
Weise	40	3	3	6	43

Player	GP	G	A	PTS	PIM
Ebbett	28	1	5	6	4
Booth	12	1	2	3	4
Sestito	23	1	0	1	53
PHI	7	2	0	2	12
Ballard	36	0	2	2	29
Barker	14	0	2	2	4
Volpatti	16	1	0	1	28
Alberts	24	0	1	1	32
Pinizzotto	12	0	0	0	29
Malhotra	9	0	0	0	0
Corrado	3	0	0	0	0
Gordon	6	0	0	0	0
Joslin	2	0	0	0	0
Jensen	2	0	0	0	0
Sweatt	1	0	0	0	0

Goaltender	GPI	MIN	GA	SO	AVG	W-L-T
Schneider	30	1,733	61	5	2.11	17-9-4
Luongo	20	1,197	51	2	2.56	9-6-3

## RESULTS

No	Date	Opponent	Score	Record
1	Jan. 19	Anaheim	3-7 L	0-1-0
2	Jan. 20	Edmonton	2-3 O (SO)	0-1-1
3	Jan. 23	Calgary	3-2 W (SO)	1-1-1
4	Jan. 25	@ Anaheim	5-0 W	2-1-1
5	Jan. 27	@ San Jose	1-4 L	2-2-1
6	Jan. 28	@ Los Angeles	2-3 O (SO)	2-2-2
7	Jan. 30	Colorado	3-0 W	3-2-2
8	Feb. 1	Chicago	2-1 W (SO)	4-2-2
9	Feb. 4	@ Edmonton	3-2 W (OT)	5-2-2
10	Feb. 7	@ Minnesota	4-1 W	6-2-2
11	Feb. 9	Calgary	5-1 W	7-2-2
12	Feb. 12	Minnesota	2-1 W	8-2-2
13	Feb. 15	Dallas	3-4 L	8-3-2
14	Feb. 17	St. Louis	3-4 O (SO)	8-3-3
15	Feb. 19	@ Chicago	3-4 O (SO)	8-3-4
16	Feb. 21	@ Dallas	4-3 W	9-3-4
17	Feb. 22	@ Nashville	1-0 W	10-3-4
18	Feb. 24	@ Detroit	3-8 L	10-4-4
19	Feb. 26	Phoenix	2-4 L	10-5-4
20	Mar. 2	Los Angeles	5-2 W	11-5-4
21	Mar. 3	@ Calgary	2-4 L	11-6-4
22	Mar. 5	San Jose	2-3 O (SO)	11-6-5
23	Mar. 7	@ Columbus	1-2 O (OT)	11-6-6
24	Mar. 10	@ Minnesota	2-4 L	11-7-6

No	Date	Opponent	Score	Record
25	Mar. 12	@ Columbus	2-1 W (SO)	12-7-6
26	Mar. 14	Nashville	7-4 W	13-7-6
27	Mar. 16	Detroit	2-5 L	13-8-6
28	Mar. 18	Minnesota	1-3 L	13-9-6
29	Mar. 19	St. Louis	3-2 W	14-9-6
30	Mar. 21	@ Phoenix	2-1 W	15-9-6
31	Mar. 23	@ Los Angeles	1-0 W	16-9-6
32	Mar. 24	@ Colorado	3-2 W	17-9-6
33	Mar. 26	Columbus	1-0 W (SO)	18-9-6
34	Mar. 28	Colorado	4-1 W	19-9-6
35	Mar. 30	@ Edmonton	0-4 L	19-10-6
36	Apr. 1	@ San Jose	2-3 L	19-11-6
37	Apr. 4	Edmonton	4-0 W	20-11-6
38	Apr. 6	Calgary	5-2 W	21-11-6
39	Apr. 8	Phoenix	2-0 W	22-11-6
40	Apr. 10	@ Calgary	4-1 W	23-11-6
41	Apr. 13	@ Colorado	3-4 L	23-12-6
42	Apr. 15	@ Nashville	5-2 W	24-12-6
43	Apr. 16	@ St. Louis	1-2 O (SO)	24-12-7
44	Apr. 18	@ Dallas	1-5 L	24-13-7
45	Apr. 20	Detroit	2-1 W (SO)	25-13-7
46	Apr. 22	Chicago	3-1 W	26-13-7
47	Apr. 25	Anaheim	1-3 L	26-14-7
48	Apr. 27	@ Edmonton	2-7 L	26-15-7

CANUCKS

PLAYERS

IN THE SYSTEM

2020-21 REVIEW

OPPONENTS

HISTORY

ALL-TIME RECORDS

PLAYOFFS

NHL

MEDIA SERVICES

177

# 2013.14 SEASON RECORD

## PACIFIC DIVISION FINISH

5th (83 Points)

## COACH

John Tortorella

## GM

Michael D. Gillis

## CAPTAIN

Henrik Sedin

## SCORING

Player	GP	G	A	PTS	PIM
H. Sedin	70	11	39	50	42
D. Sedin	73	16	31	47	38
Kesler	77	25	18	43	81
Higgins	78	17	22	39	30
Garrison	81	7	26	33	57
Kassian	73	14	15	29	124
Santorelli	49	10	18	28	6
Bieksa	76	4	20	24	104
Richardson	73	11	12	23	39
Matthias	VAN 18	3	4	7	12
	FLA 59	9	7	16	14
Edler	63	7	15	22	50
Hamhuis	79	5	17	22	26
Hansen	71	11	9	20	43
Booth	66	9	10	19	18
Tanev	64	6	11	17	8
Stanton	64	1	15	16	32
Burrows	49	5	10	15	71
Weber	49	6	4	10	16

Player	GP	G	A	PTS	PIM
Sestito	77	5	4	9	213
Dalpe	55	4	3	7	6
Schroeder	25	3	3	6	2
Jensen	17	3	3	6	10
Archibald	16	1	2	3	0
Diaz	VAN 6	1	1	2	0
Welsh	19	1	0	1	6
Corrado	15	1	0	1	4
Lain	9	1	0	1	21
Zalewski	2	0	1	1	0
Alberts	10	0	0	0	0
Pelletier	3	0	0	0	0
Sauve	3	0	0	0	0
Ferriero	2	0	0	0	0

Goaltender	GPI	MIN	GA	SO	AVG	W-L-T	
Luongo	VAN 42	2,418	96	3	2.38	19-16-6	
Lack		41	2,319	93	4	2.41	16-17-5
Markstrom	VAN 4	200	10	0	3.00	1-2-0	
	FLA 12	614	36	0	3.52	1-6-3	
Eriksson		1	36	6	0	9.99	0-0-0

## RESULTS

No	Date	Opponent	Score	Record
1	Oct. 3	@ San Jose	1-4 L	0-1-0
2	Oct. 5	Edmonton	6-2 W	1-1-0
3	Oct. 6	@ Calgary	5-4 W (OT)	2-1-0
4	Oct. 8	@ New Jersey	3-2 W (OT)	3-1-0
5	Oct. 10	San Jose	1-4 L	3-2-0
6	Oct. 12	Montreal	1-4 L	3-3-0
7	Oct. 15	@ Philadelphia	3-2 W	4-3-0
8	Oct. 17	@ Buffalo	3-0 W	5-3-0
9	Oct. 19	@ Pittsburgh	3-4 O (SO)	5-3-1
10	Oct. 20	@ Columbus	1-3 L	5-4-1
11	Oct. 22	@ NY Islanders	5-4 W (OT)	6-4-1
12	Oct. 24	@ New Jersey	3-2 W (SO)	7-4-1
13	Oct. 25	@ St. Louis	3-2 W (OT)	8-4-1
14	Oct. 28	Washington	3-2 W	9-4-1
15	Oct. 30	Detroit	1-2 L	9-5-1
16	Nov. 2	Toronto	4-0 W	10-5-1
17	Nov. 5	@ Phoenix	2-3 O (SO)	10-5-2
18	Nov. 7	@ San Jose	4-2 W	11-5-2
19	Nov. 9	@ Los Angeles	1-5 L	11-6-2
20	Nov. 10	@ Anaheim	1-3 L	11-7-2
21	Nov. 14	San Jose	1-2 O (OT)	11-7-3
22	Nov. 17	Dallas	1-2 L	11-8-3
23	Nov. 19	Florida	2-3 O (SO)	11-8-4
24	Nov. 22	Columbus	6-2 W	12-8-4
25	Nov. 23	Chicago	1-2 L	12-9-4
26	Nov. 25	Los Angeles	2-3 O (OT)	12-9-5
27	Nov. 28	@ Ottawa	5-2 W	13-9-5
28	Nov. 30	@ NY Rangers	2-5 L	13-10-5
29	Dec. 1	@ Carolina	3-2 W	14-10-5
30	Dec. 3	@ Nashville	3-1 W	15-10-5
31	Dec. 6	Phoenix	3-2 W (OT)	16-10-5
32	Dec. 8	Colorado	3-1 W	17-10-5
33	Dec. 9	Carolina	2-0 W	18-10-5
34	Dec. 13	Edmonton	4-0 W	19-10-5
35	Dec. 14	Boston	6-2 W	20-10-5
36	Dec. 17	@ Minnesota	2-3 O (SO)	20-10-6
37	Dec. 19	@ Dallas	1-4 L	20-11-6
38	Dec. 20	@ Chicago	3-2 W (SO)	21-11-6
39	Dec. 22	Winnipeg	2-1 W	22-11-6
40	Dec. 29	@ Calgary	2-0 W	23-11-6
41	Dec. 30	Philadelphia	3-4 O (SO)	23-11-7

No	Date	Opponent	Score	Record
42	Jan. 1	Tampa Bay	2-4 L	23-12-7
43	Jan. 4	@ Los Angeles	1-3 L	23-13-7
44	Jan. 5	@ Anaheim	3-4 O (OT)	23-13-8
45	Jan. 7	Pittsburgh	4-5 O (SO)	23-13-9
46	Jan. 10	St. Louis	2-1 W	24-13-9
47	Jan. 13	@ Los Angeles	0-1 L	24-14-9
48	Jan. 15	@ Anaheim	1-9 L	24-15-9
49	Jan. 16	@ Phoenix	0-1 L	24-16-9
50	Jan. 18	Calgary	3-2 W (SO)	25-16-9
51	Jan. 21	@ Edmonton	2-1 W	26-16-9
52	Jan. 23	Nashville	1-2 L	26-17-9
53	Jan. 26	Phoenix	5-4 W (OT)	27-17-9
54	Jan. 27	Edmonton	2-4 L	27-18-9
55	Jan. 29	Chicago	2-5 L	27-19-9
56	Jan. 31	@ Winnipeg	3-4 L	27-20-9
57	Feb. 3	@ Detroit	0-2 L	27-21-9
58	Feb. 4	@ Boston	1-3 L	27-22-9
59	Feb. 6	@ Montreal	2-5 L	27-23-9
60	Feb. 8	@ Toronto	1-3 L	27-24-9
61	Feb. 26	St. Louis	1-0 W	28-24-9
62	Feb. 28	Minnesota	1-2 O (SO)	28-24-10
63	Mar. 2	Ottawa	2-4 L	28-25-10
64	Mar. 4	@ Phoenix	0-1 L	28-26-10
65	Mar. 6	@ Dallas	1-6 L	28-27-10
66	Mar. 8	Calgary	2-1 W	29-27-10
67	Mar. 10	NY Islanders	4-7 L	29-28-10
68	Mar. 12	@ Winnipeg	3-2 W (SO)	30-28-10
69	Mar. 14	@ Washington	3-4 L	30-29-10
70	Mar. 16	@ Florida	4-3 W (SO)	31-29-10
71	Mar. 17	@ Tampa Bay	3-4 L	31-30-10
72	Mar. 19	Nashville	2-0 W	32-30-10
73	Mar. 23	Buffalo	4-2 W	33-30-10
74	Mar. 26	@ Minnesota	5-2 W	34-30-10
75	Mar. 27	@ Colorado	2-3 O (OT)	34-30-11
76	Mar. 29	Anaheim	1-5 L	34-31-11
77	Apr. 1	NY Rangers	1-3 L	34-32-11
78	Apr. 5	Los Angeles	2-1 W	35-32-11
79	Apr. 7	Anaheim	0-3 L	35-33-11
80	Apr. 10	Colorado	2-4 L	35-34-11
81	Apr. 12	@ Edmonton	2-5 L	35-35-11
82	Apr. 13	Calgary	5-1 W	36-35-11

## PACIFIC DIVISION FINISH

2nd (101 Points)

## COACH

Willie Desjardins

## GM

Jim Benning

## CAPTAIN

Henrik Sedin

## SCORING

Player	GP	G	A	PTS	PIM
D. Sedin	82	20	56	76	18
H. Sedin	82	18	55	73	22
Vrbata	79	31	32	63	20
Bonino	75	15	24	39	22
Higgins	77	12	24	36	16
Burrows	70	18	15	33	68
Hansen	81	16	17	33	27
Edler	74	8	23	31	54
Matthias	78	18	9	27	16
Dorsett	79	7	18	25	175
Horvat	68	13	12	25	16
Vey	75	10	14	24	18
Hamhuis	59	1	22	23	44
Richardson	45	8	13	21	34
Weber	65	11	10	21	30
Tanev	70	2	18	20	12
Kassian	42	10	6	16	81
Bieksa	60	4	10	14	77
Kenins	30	4	8	12	8

Player	GP	G	A	PTS	PIM
Sbisa	76	3	8	11	46
Stanton	54	3	8	11	35
Clendening	VAN 17	0	2	2	8
	CHI 4	1	1	2	2
Baertschi	VAN 3	2	0	2	4
	CGY 15	0	4	4	6
Biega	7	1	0	1	0
Sestito	3	0	1	1	7
McMillan	VAN 8	0	1	1	0
	ARI 50	1	2	3	16
Corrado	10	1	0	1	0
Defazio	2	0	0	0	0
Jensen	5	0	0	0	0

Goaltender	GPI	MIN	GA	SO	AVG	W-L-T
Miller	45	2,542	107	6	2.53	29-15-7
Lack	41	2,324	95	2	2.45	18-13-6
Markstrom	3	78	4	0	3.09	1-1-0

## RESULTS

No	Date	Opponent	Score	Record
1	Oct. 8	@ Calgary	4-2 W	1-0-0
2	Oct. 11	Edmonton	5-4 W (SO)	2-0-0
3	Oct. 17	@ Edmonton	2-0 W	3-0-0
4	Oct. 18	Tampa Bay	2-4 L	3-1-0
5	Oct. 21	@ Dallas	3-6 L	3-2-0
6	Oct. 23	@ St. Louis	4-1 W	4-2-0
7	Oct. 24	@ Colorado	3-7 L	4-3-0
8	Oct. 26	Washington	4-2 W	5-3-0
9	Oct. 28	Carolina	4-1 W	6-3-0
10	Oct. 30	Montreal	3-2 W (OT)	7-3-0
11	Nov. 1	@ Edmonton	3-2 W	8-3-0
12	Nov. 2	Nashville	1-3 L	8-4-0
13	Nov. 4	@ Colorado	5-2 W	9-4-0
14	Nov. 6	@ San Jose	3-2 W	10-4-0
15	Nov. 8	@ Los Angeles	1-5 L	10-5-0
16	Nov. 9	@ Anaheim	2-1 W (SO)	11-5-0
17	Nov. 11	Ottawa	4-3 W (OT)	12-5-0
18	Nov. 14	Arizona	0-5 L	12-6-0
19	Nov. 19	@ Edmonton	5-4 W	13-6-0
20	Nov. 20	Anaheim	3-4 O (SO)	13-6-1
21	Nov. 23	Chicago	4-1 W	14-6-1
22	Nov. 25	New Jersey	2-0 W	15-6-1
23	Nov. 28	@ Columbus	5-0 W	16-6-1
24	Nov. 30	@ Detroit	3-5 L	16-7-1
25	Dec. 2	@ Washington	4-3 W	17-7-1
26	Dec. 4	@ Pittsburgh	3-0 W	18-7-1
27	Dec. 6	@ Toronto	2-5 L	18-8-1
28	Dec. 7	@ Ottawa	3-4 O (OT)	18-8-2
29	Dec. 9	@ Montreal	1-3 L	18-9-2
30	Dec. 13	NY Rangers	1-5 L	18-10-2
31	Dec. 17	Dallas	0-2 L	18-11-2
32	Dec. 20	Calgary	3-2 W (OT)	19-11-2
33	Dec. 22	Arizona	7-1 W	20-11-2
34	Dec. 28	@ Anaheim	1-2 O (OT)	20-11-3
35	Dec. 30	@ San Jose	3-1 W	21-11-3
36	Jan. 1	Los Angeles	2-3 L	21-12-3
37	Jan. 3	Detroit	4-1 W	22-12-3
38	Jan. 6	NY Islanders	3-2 W	23-12-3
39	Jan. 8	Florida	1-3 L	23-13-3
40	Jan. 10	Calgary	0-1 L	23-14-3
41	Jan. 13	@ Nashville	1-5 L	23-15-3

No	Date	Opponent	Score	Record
42	Jan. 15	@ Philadelphia	4-0 W	24-15-3
43	Jan. 16	@ Carolina	3-0 W	25-15-3
44	Jan. 19	@ Florida	2-1 W	26-15-3
45	Jan. 20	@ Tampa Bay	1-4 L	26-16-3
46	Jan. 27	Anaheim	0-4 L	26-17-3
47	Jan. 30	Buffalo	5-2 W	27-17-3
48	Feb. 1	Minnesota	2-4 L	27-18-3
49	Feb. 3	Winnipeg	3-2 W (OT)	28-18-3
50	Feb. 5	San Jose	1-5 L	28-19-3
51	Feb. 7	Pittsburgh	5-0 W	29-19-3
52	Feb. 9	@ Minnesota	3-5 L	29-20-3
53	Feb. 11	@ Chicago	5-4 W (OT)	30-20-3
54	Feb. 13	Boston	5-2 W	31-20-3
55	Feb. 14	@ Calgary	2-3 L	31-21-3
56	Feb. 16	Minnesota	3-2 W	32-21-3
57	Feb. 19	@ NY Rangers	5-4 W (SO)	33-21-3
58	Feb. 20	@ New Jersey	2-4 L	33-22-3
59	Feb. 22	@ NY Islanders	4-0 W	34-22-3
60	Feb. 24	@ Boston	2-1 W	35-22-3
61	Feb. 26	@ Buffalo	3-6 L	35-23-3
62	Mar. 1	St. Louis	6-5 W (OT)	36-23-3
63	Mar. 3	San Jose	2-6 L	36-24-3
64	Mar. 5	@ Arizona	2-3 O (SO)	36-24-4
65	Mar. 7	@ San Jose	3-2 W	37-24-4
66	Mar. 9	Anaheim	2-1 W	38-24-4
67	Mar. 12	Los Angeles	0-4 L	38-25-4
68	Mar. 14	Toronto	4-1 W	39-25-4
69	Mar. 17	Philadelphia	4-1 W	40-25-4
70	Mar. 19	Columbus	2-6 L	40-26-4
71	Mar. 21	@ Los Angeles	4-1 W	41-26-4
72	Mar. 22	@ Arizona	3-1 W	42-26-4
73	Mar. 24	Winnipeg	5-2 W	43-26-4
74	Mar. 26	Colorado	1-4 L	43-27-4
75	Mar. 28	Dallas	3-4 O (OT)	43-27-5
76	Mar. 30	@ St. Louis	4-1 W	44-27-5
77	Mar. 31	@ Nashville	5-4 W (SO)	45-27-5
78	Apr. 2	@ Chicago	1-3 L	45-28-5
79	Apr. 4	@ Winnipeg	4-5 L	45-29-5
80	Apr. 6	Los Angeles	2-1 W (SO)	46-29-5
81	Apr. 9	Arizona	5-0 W	47-29-5
82	Apr. 11	Edmonton	6-5 W (OT)	48-29-5

# 2015.16 SEASON RECORD

## PACIFIC DIVISION FINISH

6th (75 Points)

### SCORING

Player	GP	G	A	PTS	PIM
D. Sedin	82	28	33	61	36
H. Sedin	74	11	44	55	24
Horvat	82	16	24	40	18
Hansen	67	22	16	38	32
Baertschi	69	15	13	28	14
Vrbata	63	13	14	27	12
Hutton	75	1	24	25	14
Burrows	79	9	13	22	49
Edler	52	6	14	20	46
McCann	69	9	9	18	32
Tanev	69	4	14	18	8
Bartkowski	80	6	12	18	50
Dorsett	71	5	11	16	177
Vey	41	4	11	15	6
Virtanen	55	7	6	13	45
Hanhuis	58	3	10	13	28
Etem	39	7	5	12	9
Cracknell	44	5	5	10	14
Sutter	20	5	4	9	2

## COACH

Willie Desjardins

## GM

Jim Benning

## CAPTAIN

Henrik Sedin

Player	GP	G	A	PTS	PIM
Sbisa	41	2	6	8	26
Weber	45	0	7	7	24
Biega	51	0	7	7	22
Prust	35	1	6	7	59
Higgins	33	3	1	4	4
Granlund	16	2	1	3	6
Tryamkin	13	1	1	2	10
Gaunce	20	1	0	1	2
Zalewski	3	0	1	1	2
Fedun	1	0	1	1	0
Friesen	1	0	0	0	0
Grenier	6	0	0	0	2
Pedan	13	0	3	0	18
Kenins	8	0	0	0	6
Shinkaruk	1	0	0	0	0

Goaltender	GPI	MIN	GA	SO	AVG	W-L-T
Miller	51	3043	137	1	2.70	17-24-9
Markstrom	33	1847	84	0	2.73	13-14-4
Bachman	1	60	3	0	3.01	1-0-0

### RESULTS

No	Date	Opponent	Score	Record
1	Oct. 7	@ Calgary	5-1 W	1-0-0
2	Oct. 10	Calgary	2-3 O (OT)	1-0-1
3	Oct. 12	@ Anaheim	1-2 W (SO)	2-0-1
4	Oct. 13	@ Los Angeles	3-0 W	3-0-1
5	Oct. 16	St. Louis	3-4 L	3-1-1
6	Oct. 18	Edmonton	1-2 O (OT)	3-1-2
7	Oct. 22	Washington	2-3 L	3-2-2
8	Oct. 24	Detroit	2-3 O (OT)	3-2-3
9	Oct. 27	Montreal	5-1 W	4-2-3
10	Oct. 29	@ Dallas	3-4 O (OT)	4-2-4
11	Oct. 30	@ Arizona	4-3 W	5-2-4
12	Nov. 2	Philadelphia	4-1 W	6-2-4
13	Nov. 4	Pittsburgh	2-3 L	6-3-4
14	Nov. 7	@ Buffalo	2-3 L	6-4-4
15	Nov. 8	@ New Jersey	3-4 O (OT)	6-4-5
16	Nov. 10	@ Columbus	5-3 W	7-4-5
17	Nov. 12	@ Ottawa	2-3 L	7-5-5
18	Nov. 14	@ Toronto	2-4 L	7-6-5
19	Nov. 16	@ Montreal	3-4 O (OT)	7-6-6
20	Nov. 18	@ Winnipeg	1-4 L	7-7-6
21	Nov. 21	Chicago	6-3 W	8-7-6
22	Nov. 22	New Jersey	2-3 L	8-8-6
23	Nov. 25	@ Minnesota	3-2 W	9-8-6
24	Nov. 27	@ Dallas	2-3 O (SO)	9-8-7
25	Nov. 30	@ Anaheim	0-4 L	9-9-7
26	Dec. 1	@ Los Angeles	1-2 O (OT)	9-9-8
27	Dec. 3	Dallas	2-4 L	9-10-8
28	Dec. 5	Boston	0-4 L	9-11-8
29	Dec. 7	Buffalo	5-2 W	10-11-8
30	Dec. 9	NY Rangers	2-1 W	11-11-8
31	Dec. 13	@ Chicago	0-4 L	11-12-8
32	Dec. 15	@ Minnesota	2-6 L	11-13-8
33	Dec. 17	@ Philadelphia	0-2 L	11-14-8
34	Dec. 18	@ Detroit	4-3 W (SO)	12-14-8
35	Dec. 20	@ Florida	4-5 O (SO)	12-14-9
36	Dec. 22	@ Tampa Bay	2-1 W	13-14-9
37	Dec. 26	Edmonton	2-1 W (OT)	14-14-9
38	Dec. 28	Los Angeles	0-5 L	14-15-9
39	Jan. 1	Anaheim	2-1 W (SO)	15-15-9
40	Jan. 4	Arizona	2-3 L	15-16-9
41	Jan. 6	Carolina	3-2 W	16-16-9

No	Date	Opponent	Score	Record
42	Jan. 9	Tampa Bay	2-3 O (OT)	16-16-10
43	Jan. 11	Florida	3-2 W (OT)	17-16-10
44	Jan. 14	@ Washington	1-4 L	17-17-10
45	Jan. 15	@ Carolina	3-2 W (OT)	18-17-10
46	Jan. 17	@ NY Islanders	2-1 W (SO)	19-17-10
47	Jan. 19	@ NY Rangers	2-3 O (OT)	19-17-11
48	Jan. 21	@ Boston	4-2 W	20-17-11
49	Jan. 23	@ Pittsburgh	4-5 L	20-18-11
50	Jan. 26	Nashville	1-2 L	20-19-11
51	Feb. 4	Columbus	1-2 O (SO)	20-19-12
52	Feb. 6	Calgary	1-4 L	20-20-12
53	Feb. 9	@ Colorado	3-1 W	21-20-12
54	Feb. 10	@ Arizona	2-1 W	22-20-12
55	Feb. 13	Toronto	2-5 L	22-21-12
56	Feb. 15	Minnesota	2-5 L	22-22-12
57	Feb. 18	Anaheim	0-2 L	22-23-12
58	Feb. 19	@ Calgary	2-5 L	22-24-12
59	Feb. 21	Colorado	5-1 W	23-24-12
60	Feb. 25	Ottawa	5-3 W	24-24-12
61	Feb. 28	San Jose	1-4 L	24-25-12
62	Mar. 1	NY Islanders	2-3 L	24-26-12
63	Mar. 3	San Jose	2-3 L	24-27-12
64	Mar. 5	@ San Jose	4-2 W	25-27-12
65	Mar. 7	@ Los Angeles	1-5 L	25-28-12
66	Mar. 9	Arizona	3-2 W (OT)	26-28-12
67	Mar. 12	Nashville	4-2 W	27-28-12
68	Mar. 14	Winnipeg	2-5 L	27-29-12
69	Mar. 16	Colorado	1-3 L	27-30-12
70	Mar. 18	@ Edmonton	0-2 L	27-31-12
71	Mar. 19	St. Louis	0-3 L	27-32-12
72	Mar. 22	@ Winnipeg	0-2 L	27-33-12
73	Mar. 24	@ Nashville	2-3 O (SO)	27-33-13
74	Mar. 25	@ St. Louis	0-4 L	27-34-13
75	Mar. 27	Chicago	2-3 L	27-35-13
76	Mar. 29	San Jose	1-4 L	27-36-13
77	Mar. 31	@ San Jose	4-2 W	28-36-13
78	Apr. 1	@ Anaheim	3-2 W	29-36-13
79	Apr. 4	Los Angeles	3-2 W	30-36-13
80	Apr. 6	@ Edmonton	2-6 L	30-37-13
81	Apr. 7	@ Calgary	3-7 L	30-38-13
82	Apr. 9	Edmonton	4-3 W (SO)	31-38-13

# 2016.17 SEASON RECORD

## PACIFIC DIVISION FINISH

7th (69 Points)

### SCORING

Player	GP	G	A	PTS	PIM
Horvat	81	20	32	52	27
H. Sedin	82	15	35	50	28
D. Sedin	82	15	29	44	32
Baertschi	68	18	17	35	8
Sutter	81	17	17	34	12
Granlund	69	19	13	32	14
Stecher	71	3	21	24	25
Eriksson	65	11	13	24	8
Edler	68	6	15	21	36
Burrows VAN	55	9	11	20	53
OTT	20	6	5	11	9
Hutton	71	5	14	19	31
Hansen VAN	28	6	7	13	27
SJ	15	2	5	7	7
Sbisa	82	2	11	13	40
Tanev	53	2	8	10	14
Tryamkin	66	2	7	9	64
Chaput	68	4	5	9	29
Skille	55	5	4	9	12
Megna	58	4	4	8	6
Boucher NJ	9	0	2	2	2
NSH	3	1	0	1	0
VAN	27	5	2	7	6
Larsen	26	1	5	6	18

### RESULTS

No	Date	Opponent	Score	Record
1	Oct. 15	Calgary	2-1 W (SO)	1-0-0
2	Oct. 16	Carolina	4-3 W (OT)	2-0-0
3	Oct. 18	St. Louis	2-1 W (OT)	3-0-0
4	Oct. 20	Buffalo	2-1 W	4-0-0
5	Oct. 22	@ Los Angeles	4-3 O (SO)	4-0-1
6	Oct. 23	@ Anaheim	4-2 L	4-1-1
7	Oct. 25	Ottawa	3-0 L	4-2-1
8	Oct. 28	Edmonton	2-0 L	4-3-1
9	Oct. 29	Washington	5-2 L	4-4-1
10	Nov. 2	@ Montreal	3-0 L	4-5-1
11	Nov. 3	@ Ottawa	1-0 L	4-6-1
12	Nov. 5	@ Toronto	6-3 L	4-7-1
13	Nov. 7	@ NY Islanders	4-2 L	4-8-1
14	Nov. 8	@ NY Rangers	5-3 W	5-8-1
15	Nov. 10	@ Detroit	3-1 L	5-9-1
16	Nov. 13	Dallas	5-4 W (OT)	6-9-1
17	Nov. 15	NY Rangers	7-2 L	6-10-1
18	Nov. 17	Arizona	3-2 W (OT)	7-10-1
19	Nov. 19	Chicago	4-3 O (OT)	7-10-2
20	Nov. 23	@ Arizona	4-1 W	8-10-2
21	Nov. 25	@ Dallas	2-1 L	8-11-2
22	Nov. 26	@ Colorado	3-2 W (SO)	9-11-2
23	Nov. 29	Minnesota	5-4 W	10-11-2
24	Dec. 1	Anaheim	3-1 L	10-12-2
25	Dec. 3	Toronto	3-2 W (SO)	11-12-2
26	Dec. 6	@ New Jersey	3-2 L	11-13-2
27	Dec. 8	@ Tampa Bay	5-1 W	12-13-2
28	Dec. 10	@ Florida	4-2 L	12-14-2
29	Dec. 11	@ Washington	3-0 L	12-15-2
30	Dec. 13	@ Carolina	8-6 L	12-16-2
31	Dec. 16	Tampa Bay	4-2 W	13-16-2
32	Dec. 18	Columbus	4-3 O (OT)	13-16-3
33	Dec. 20	Winnipeg	4-1 W	14-16-3
34	Dec. 22	Winnipeg	4-1 L	14-17-3
35	Dec. 23	@ Calgary	4-1 L	14-18-3
36	Dec. 28	Los Angeles	2-1 W	15-18-3
37	Dec. 30	Anaheim	3-2 W (OT)	16-18-3
38	Dec. 31	@ Edmonton	3-2 W (SO)	17-18-3
39	Jan. 2	Colorado	3-2 W	18-18-3
40	Jan. 4	Arizona	3-0 W	19-18-3
41	Jan. 6	Calgary	4-2 W	20-18-3

## COACH

Willie Desjardins

## GM

Jim Benning

## CAPTAIN

Henrik Sedin

Player	GP	G	A	PTS	PIM
Gudbranson	30	1	5	6	18
Gaunce	57	0	5	5	33
Boeser	9	4	1	5	0
Dorsett	14	1	3	4	33
Biega	36	0	3	3	18
Goldobin SJ	2	0	0	0	0
VAN	12	3	0	3	0
Shore	14	0	2	2	4
Rodin	3	0	1	1	0
Virtanen	10	0	1	1	2
Grenier	3	0	0	0	0
Cramarossa ANA	49	4	6	10	51
VAN	10	0	0	0	9
McEneny	1	0	0	0	0
LaBate	13	0	0	0	21
Molino	5	0	0	0	0
Rendulic	1	0	0	0	0
Zalewski	1	0	0	0	0

Goaltender	GPI	MIN	GA	SO	AVG	W-L-T
Miller	54	3212	150	3	2.80	18-29-6
Markstrom	26	1417	62	0	2.63	10-11-3
Bachman	5	295	13	0	2.64	2-3-0

No	Date	Opponent	Score	Record
42	Jan. 7	@ Calgary	3-1 L	20-19-3
43	Jan. 10	@ Nashville	2-1 O (OT)	20-19-4
44	Jan. 12	@ Philadelphia	5-4 O (SO)	20-19-5
45	Jan. 15	New Jersey	2-1 O (OT)	20-19-6
46	Jan. 17	Nashville	1-0 W	21-19-6
47	Jan. 20	Florida	2-1 W	22-19-6
48	Jan. 22	@ Chicago	4-2 L	22-20-6
49	Jan. 25	@ Colorado	3-2 W	23-20-6
50	Jan. 26	@ Arizona	3-0 L	23-21-6
51	Feb. 2	San Jose	4-1 L	23-22-6
52	Feb. 4	Minnesota	6-3 L	23-23-6
53	Feb. 7	@ Nashville	4-2 L	23-24-6
54	Feb. 9	@ Columbus	3-0 W	24-24-6
55	Feb. 11	@ Boston	4-3 L	24-25-6
56	Feb. 12	@ Buffalo	4-2 W	25-25-6
57	Feb. 14	@ Pittsburgh	4-0 L	25-26-6
58	Feb. 16	@ St. Louis	4-3 L	25-27-6
59	Feb. 18	Calgary	2-1 W (OT)	26-27-6
60	Feb. 19	Philadelphia	3-2 L	26-28-6
61	Feb. 25	San Jose	4-1 L	26-29-6
62	Feb. 28	Detroit	3-2 O (OT)	26-29-7
63	Mar. 2	@ San Jose	3-1 L	26-30-7
64	Mar. 4	@ Los Angeles	4-3 W	27-30-7
65	Mar. 5	@ Anaheim	2-1 W	28-30-7
66	Mar. 7	Montreal	2-1 O (OT)	28-30-8
67	Mar. 9	NY Islanders	4-3 O (OT)	28-30-9
68	Mar. 11	Pittsburgh	3-0 L	28-31-9
69	Mar. 13	Boston	6-3 L	28-32-9
70	Mar. 16	Dallas	4-2 L	28-33-9
71	Mar. 18	@ Edmonton	2-0 L	28-34-9
72	Mar. 21	@ Chicago	5-4 W (OT)	29-34-9
73	Mar. 23	@ St. Louis	4-1 L	29-35-9
74	Mar. 25	@ Minnesota	4-2 W	30-35-9
75	Mar. 26	@ Winnipeg	2-1 L	30-36-9
76	Mar. 28	Anaheim	4-1 L	30-37-9
77	Mar. 31	Los Angeles	2-0 L	30-38-9
78	Apr. 2	San Jose	3-1 L	30-39-9
79	Apr. 4	@ San Jose	3-1 L	30-40-9
80	Apr. 6	@ Arizona	4-3 L	30-41-9
81	Apr. 8	Edmonton	3-2 L	30-42-9
82	Apr. 9	@ Edmonton	5-2 L	30-43-9

CANUCKS

PLAYERS

IN THE SYSTEM

2020-21 REVIEW

OPPONENTS

HISTORY

ALL-TIME RECORDS

PLAYOFFS

NHL

MEDIA SERVICES



# 2017.18 SEASON RECORD

## PACIFIC DIVISION FINISH

7th (73 Points)

### SCORING

Player	GP	G	A	PTS	PIM	
Boeser	62	29	26	55	16	
D. Sedin	81	23	32	55	40	
H. Sedin	82	2	47	50	30	
Horvat	64	22	22	44	10	
Vanek	61	17	24	41	28	
	VAN					
	CBJ	19	7	8	15	8
Edler	70	6	28	34	68	
Gagner	74	10	21	31	35	
Baertschi	53	14	15	29	20	
Sutter	61	11	15	26	8	
Eriksson	50	10	13	23	4	
Del Zotto	82	6	16	22	48	
Pouliot	71	3	19	22	39	
Virtanen	75	10	10	20	46	
Goldobin	38	8	6	14	6	
Granlund	53	8	4	12	8	
Tanev	42	2	9	11	8	
Stecher	68	1	10	11	35	
Jokinen	EDM	14	0	1	1	2
	LAK	18	1	4	5	4
	CBJ	14	0	1	1	4
	VAN	14	4	6	10	2
Dorsett	20	7	2	9	74	

## COACH

Travis Green

## GM

Jim Benning

## CAPTAIN

Henrik Sedin

Player	GP	G	A	PTS	PIM	
Archibald	27	4	5	9	10	
Leipsic	VGK	44	2	11	13	4
	VAN	14	3	6	9	10
Biega	44	1	8	9	32	
Gaunce	37	4	2	6	10	
Burmistrov	24	2	4	6	12	
Hutton	61	0	6	6	23	
Boucher	20	3	2	5	0	
Guðbransson	52	2	3	5	35	
Dowd	LAK	16	0	1	1	12
	VAN	40	3	0	3	16
Motte	CBJ	31	3	2	5	2
	VAN	15	2	0	2	4
Sautner	5	0	2	2	4	
Chaput	9	0	0	0	5	
Gaudette	5	0	0	0	0	
Holm	1	0	0	0	0	
Megna	1	0	0	0	0	

Goaltender	GPI	MIN	GA	SO	AVG	W-L-T
Markstrom	60	3414	154	2	2.71	23-26-7
Nilsson	27	1464	84	2	3.44	7-14-4
Demko	1	61	4	0	3.93	1-0-0

## RESULTS

No	Date	Opponent	Score	Record
1	Oct. 7	Edmonton	3-2 W	1-0-0
2	Oct. 10	Ottawa	3-2 L (SO)	1-0-1
3	Oct. 12	Winnipeg	4-2 L	1-1-1
4	Oct. 14	Calgary	5-2 L	1-2-1
5	Oct. 17	@ Ottawa	3-0 W	2-2-1
6	Oct. 19	@ Boston	6-3 L	2-3-1
7	Oct. 20	@ Buffalo	4-2 W	3-3-1
8	Oct. 22	@ Detroit	4-W	4-3-1
9	Oct. 24	@ Minnesota	1-0 W	5-3-1
10	Oct. 26	Washington	6-2 W	6-3-1
11	Oct. 30	Dallas	2-1 L (OT)	6-3-2
12	Nov. 1	New Jersey	2-0 L	6-4-2
13	Nov. 4	Pittsburgh	4-2 W	7-4-2
14	Nov. 6	Detroit	3-2 L	7-5-2
15	Nov. 7	@ Calgary	5-3 W	8-5-2
16	Nov. 9	@ Anaheim	4-1 L	8-6-2
17	Nov. 11	@ San Jose	5-0 L	8-7-2
18	Nov. 14	@ Los Angeles	3-2 W	9-7-2
19	Nov. 16	Vegas	5-2 L	9-8-2
20	Nov. 18	St. Louis	4-3 L (OT)	9-8-3
21	Nov. 21	@ Philadelphia	5-2 W	10-8-3
22	Nov. 22	@ Pittsburgh	5-2 W	10-8-3
23	Nov. 24	@ New Jersey	3-2 L	10-9-3
24	Nov. 26	@ NY Rangers	4-3 L (SO)	10-9-4
25	Nov. 28	@ NY Islanders	5-2 L	10-10-4
26	Nov. 30	@ Nashville	5-3 W	11-10-4
27	Dec. 2	Toronto	2-W	12-10-4
28	Dec. 5	Carolina	3-0 W	13-10-4
29	Dec. 7	Philadelphia	4-1 L	13-11-4
30	Dec. 9	@ Calgary	4-2 L	13-12-4
31	Dec. 11	@ Winnipeg	5-1 L	13-13-4
32	Dec. 13	Nashville	7-1 L	13-14-4
33	Dec. 15	San Jose	4-3 W (OT)	14-14-4
34	Dec. 17	Calgary	6-1 L	14-15-4
35	Dec. 19	Montreal	7-5 L	14-16-4
36	Dec. 21	@ San Jose	5-4 L (OT)	14-16-5
37	Dec. 23	St. Louis	3-1 L	14-17-5
38	Dec. 28	Chicago	5-2 W	15-17-5
39	Dec. 30	Los Angeles	4-3 L	15-18-5
40	Jan. 2	Anaheim	5-0 L	15-19-5
41	Jan. 6	@ Toronto	3-2 L (SO)	15-19-6

No	Date	Opponent	Score	Record
42	Jan. 7	@ Montreal	5-2 L	15-20-6
43	Jan. 9	@ Washington	3-1 L	15-21-6
44	Jan. 12	@ Columbus	5-2 W	16-21-6
45	Jan. 14	@ Minnesota	3-2 W (OT)	17-21-6
46	Jan. 20	@ Edmonton	5-2 L	17-22-6
47	Jan. 21	@ Winnipeg	1-0 L	17-23-6
48	Jan. 23	Los Angeles	6-2 W	18-23-6
49	Jan. 25	Buffalo	4-0 L	18-24-6
50	Jan. 30	Colorado	4-3 W (OT)	19-24-6
51	Feb. 1	Chicago	4-2 W	20-24-6
52	Feb. 3	Tampa Bay	4-2 L	20-25-6
53	Feb. 6	@ Florida	3-1 L	20-26-6
54	Feb. 8	@ Tampa Bay	5-2 L	20-27-6
55	Feb. 9	@ Carolina	4-1 L	20-28-6
56	Feb. 11	@ Dallas	6-0 W	21-28-6
57	Feb. 14	Florida	4-3 L	21-29-6
58	Feb. 15	@ San Jose	4-1 L	21-30-6
59	Feb. 17	Boston	6-1 W	22-30-6
60	Feb. 20	Colorado	5-4 L (OT)	22-30-7
61	Feb. 23	@ Vegas	6-3 L	22-31-7
62	Feb. 25	@ Arizona	3-1 W	23-31-7
63	Feb. 26	@ Colorado	3-1 L	23-32-7
64	Feb. 28	NY Rangers	6-5 L (OT)	23-32-8
65	Mar. 2	Nashville	4-3 L (OT)	23-32-9
66	Mar. 5	NY Islanders	4-3 W (OT)	24-32-9
67	Mar. 7	Arizona	2-1 L	24-33-9
68	Mar. 9	Minnesota	5-2 L	24-34-9
69	Mar. 11	@ Arizona	1-0 L	24-35-9
70	Mar. 12	@ Los Angeles	3-0 L	24-36-9
71	Mar. 14	@ Anaheim	3-0 L	24-37-9
72	Mar. 17	San Jose	5-3 L	24-38-9
73	Mar. 20	@ Vegas	4-1 L	24-39-9
74	Mar. 22	@ Chicago	5-2 W	25-39-9
75	Mar. 23	@ St. Louis	4-1 L	26-40-9
76	Mar. 25	@ Dallas	7-0 W	27-40-9
77	Mar. 27	Anaheim	4-1 W	28-40-9
78	Mar. 29	Edmonton	2-1 W	29-40-9
79	Mar. 31	Columbus	5-4 W (OT)	30-40-9
80	Apr. 3	Vegas	5-4 L (SO)	30-40-10
81	Apr. 5	Arizona	4-3 W (OT)	31-40-10
82	Apr. 7	@ Edmonton	3-2 L (SO)	31-40-11

# 2018.19 SEASON RECORD

## PACIFIC DIVISION FINISH

5th (81 Points)

### SCORING

Player	GP	G	A	PTS	PIM	
Pettersson	71	28	38	66	12	
Hornvat	82	27	34	61	33	
Boeser	69	26	30	56	22	
Edler	56	10	24	34	54	
Roussel	65	9	22	31	118	
Eriksson	81	11	18	29	22	
Goldobin	63	7	20	27	18	
Virtanen	70	15	10	25	44	
Stecher	78	2	21	23	32	
Granlund	77	12	10	22	20	
Hutton	69	5	15	20	43	
Leivo	27	4	2	6	7	
	TOR	49	10	8	18	25
	VAN	74	9	7	16	10
Motte	41	2	14	16	22	
Biega	26	9	5	14	6	
Baertschi	57	3	10	13	18	
Beagle	17	0	1	1	8	
Pearson	LAK	44	9	5	14	13
	PIT	19	9	3	12	4
	VAN	56	5	7	12	18
Gaudette	62	3	9	12	30	
Pouliot	55	2	10	12	18	
Tanev	47	3	7	10	9	
Shaller	57	2	6	8	83	
Gudbranson	VAN	19	0	2	2	4
	PIT	26	4	2	6	6
Sutter	17	2	3	5	2	
Leipsic	VAN	45	5	13	18	22
	LAK					

### RESULTS

No	Date	Opponent	Score	Record
1	Oct. 3	Calgary	5-2 W	1-0-0
2	Oct. 6	@ Calgary	7-4 L	1-1-0
3	Oct. 9	@ Carolina	5-3 L	1-2-0
4	Oct. 11	@ Tampa Bay	4-1 W	2-2-0
5	Oct. 13	@ Florida	3-2 W	3-2-0
6	Oct. 16	@ Pittsburgh	3-2 W (OT)	4-2-0
7	Oct. 18	@ Winnipeg	4-1 L	4-3-0
8	Oct. 20	Boston	2-1 W (OT)	5-3-0
9	Oct. 22	Washington	5-2 L	5-4-0
10	Oct. 24	@ Vegas	3-2 W (SO)	6-4-0
11	Oct. 25	@ Arizona	4-1 L	6-5-0
12	Oct. 27	Pittsburgh	5-0 L	6-6-0
13	Oct. 29	Minnesota	5-2 W	7-6-0
14	Oct. 31	Chicago	4-2 W	8-6-0
15	Nov. 2	Colorado	7-6 W (OT)	9-6-0
16	Nov. 6	@ Detroit	3-2 L (SO)	9-6-1
17	Nov. 8	@ Boston	8-5 W	10-6-1
18	Nov. 10	@ Buffalo	4-3 L (SO)	10-6-2
19	Nov. 12	@ NY Rangers	2-1 L	10-7-2
20	Nov. 13	@ NY Islanders	5-2 L	10-8-2
21	Nov. 15	@ Minnesota	6-2 L	10-9-2
22	Nov. 17	Montreal	3-2 L	10-10-2
23	Nov. 19	Winnipeg	6-3 L	10-11-2
24	Nov. 21	@ Anaheim	4-3 L	10-12-2
25	Nov. 23	@ San Jose	4-0 L	10-13-2
26	Nov. 24	@ Los Angeles	4-2 W	11-13-2
27	Nov. 27	Los Angeles	2-1 L (OT)	11-13-3
28	Nov. 29	Vegas	4-3 L	11-14-3
29	Dec. 1	Dallas	2-1 L	11-15-3
30	Dec. 4	Minnesota	3-2 L	11-16-3
31	Dec. 6	Nashville	5-3 W	12-16-3
32	Dec. 9	@ St. Louis	6-1 W	13-16-3
33	Dec. 11	@ Columbus	3-2 W	14-16-3
34	Dec. 13	Nashville	4-3 L (OT)	14-16-4
35	Dec. 15	Philadelphia	5-1 W	15-16-4
36	Dec. 16	Edmonton	4-2 W	16-16-4
37	Dec. 18	Tampa Bay	5-2 L	16-17-4
38	Dec. 20	St. Louis	5-1 W	17-17-4
39	Dec. 22	Winnipeg	1-0 L	17-18-4
40	Dec. 27	@ Edmonton	4-2 W	18-18-4
41	Dec. 29	@ Calgary	3-2 W (OT)	19-18-4

## COACH

Travis Green

## GM

Jim Benning

## CAPTAIN

Alternates only

Player	GP	G	A	PTS	PIM	
Del Zotto	VAN	23	1	3	4	8
	ANA	12	0	3	3	0
	STL	7	0	3	3	0
Spooner	NYR	16	1	1	2	0
	EDM	25	2	1	3	2
	VAN	11	0	4	4	0
Gaunce		3	1	2	3	0
Gagner	VAN	7	1	2	3	4
	EDM	25	5	5	10	10
Hughes		5	0	3	3	2
Archibald	VAN	9	1	1	2	12
Schenn	ANA	8	0	0	0	7
	VAN	18	0	2	2	9
MacEwen		4	0	1	1	5
Sautner		17	0	1	1	2
Brisebois		8	0	0	0	0
Rafferty		2	0	0	0	0
Boucher		1	0	0	0	0
Teves		1	0	0	0	2

Goaltender	GPI	MIN	GA	SO	AVG	W-L-T	
Markstrom	60	3,600	166	1	2.77	28-23-9	
Nilsson	VAN	12	718	37	0	3.09	3-8-1
	OTT	24	1,322	64	2	2.90	11-11-0
Demko	9	535	25	0	2.81	4-3-1	
Bachman	1	60	6	0	6.00	0-1-0	
Dipietro	1	60	7	0	7.00	0-1-0	

No	Date	Opponent	Score	Record
42	Dec. 31	@ New Jersey	4-0 L	19-19-4
43	Jan. 2	@ Ottawa	4-3 W (OT)	20-19-4
44	Jan. 3	@ Montreal	2-0 L	20-20-4
45	Jan. 5	@ Toronto	5-0 L	20-21-4
46	Jan. 10	Arizona	4-3 L (OT)	20-21-5
47	Jan. 13	Florida	5-1 W	21-21-5
48	Jan. 16	Edmonton	3-2 L (SO)	21-21-6
49	Jan. 18	Buffalo	4-3 W	22-21-6
50	Jan. 20	Detroit	3-2 W	23-21-6
51	Jan. 23	Carolina	5-2 L	23-22-6
52	Feb. 2	@ Colorado	5-1 W	24-22-6
53	Feb. 4	@ Philadelphia	2-1 L	24-23-6
54	Feb. 5	@ Washington	3-2 L	24-24-6
55	Feb. 7	@ Chicago	4-3 L (OT)	24-24-7
56	Feb. 9	Calgary	4-2 W (SO)	25-24-7
57	Feb. 11	San Jose	7-2 L	25-25-7
58	Feb. 13	@ Anaheim	1-0 L	25-26-7
59	Feb. 14	@ Los Angeles	4-3 W (SO)	26-26-7
60	Feb. 16	@ San Jose	3-2 L	26-27-7
61	Feb. 21	Arizona	3-2 L (OT)	26-27-8
62	Feb. 23	NY Islanders	4-0 L	26-28-8
63	Feb. 25	Anaheim	4-0 W	27-28-8
64	Feb. 27	@ Colorado	3-2 L (SO)	27-28-9
65	Feb. 28	@ Arizona	5-2 L	27-29-9
66	Mar. 3	@ Vegas	3-0 L	27-30-9
67	Mar. 6	Toronto	3-2 W (OT)	28-30-9
68	Mar. 7	@ Edmonton	3-2 L	28-31-9
69	Mar. 9	Vegas	6-2 L	28-32-9
70	Mar. 13	NY Rangers	4-1 W	29-32-9
71	Mar. 15	New Jersey	3-2 L (SO)	29-32-10
72	Mar. 17	@ Dallas	3-2 W (SO)	30-32-10
73	Mar. 18	@ Chicago	3-2 W (OT)	31-32-10
74	Mar. 20	Ottawa	7-4 W	32-32-10
75	Mar. 23	Calgary	3-1 L	32-33-10
76	Mar. 24	Columbus	5-0 L	32-34-10
77	Mar. 26	Anaheim	5-4 L	32-35-10
78	Mar. 28	Los Angeles	3-2 W (SO)	33-35-10
79	Mar. 30	Dallas	3-2 W (SO)	34-35-10
80	Apr. 2	San Jose	4-2 W	35-35-10
81	Apr. 4	Nashville	3-2 L	35-36-10
82	Apr. 6	St. Louis	3-2 L (SO)	35-36-11

CANUCKS

PLAYERS

IN THE SYSTEM

2020-21 REVIEW

OPPONENTS

HISTORY

ALL-TIME RECORDS

PLAYOFFS

NHL

MEDIA SERVICES

# 2019.20 SEASON RECORD

## PACIFIC DIVISION FINISH

4th (78 Points)

### SCORING

Player	GP	G	A	PTS	PIM
Miller	69	27	45	72	47
Pettersson	68	27	39	66	18
Horvat	69	22	31	53	21
Hughes	68	8	45	53	22
Pearson	69	21	24	45	27
Boeser	57	16	29	45	14
Virtanen	69	18	18	36	41
Gaudette	59	12	21	33	37
Edler	59	5	28	33	62
Myers	68	6	15	21	49
Tanev	69	2	18	20	41
Leivo	36	7	12	19	4
Sutter	44	8	9	17	25
Stecher	69	5	12	17	32
Roussel	41	7	6	13	43
Eriksson	49	6	7	13	12
Toffoli	VAN 10	6	4	10	4
	LAK 58	18	16	34	20
Motte	34	4	4	8	10

## COACH

Travis Green

## GM

Jim Benning

## CAPTAIN

Bo Horvat

Player	GP	G	A	PTS	PIM
Beagle	55	2	6	8	38
Benn	44	1	6	7	17
MacEwen	17	5	1	6	20
Schaller	VAN 51	5	1	6	14
	LAK 2	0	0	0	0
Fantenberg	36	1	5	6	6
Ferland	14	1	4	5	7
Graovac	8	2	0	2	2
Baertschi	6	0	2	2	4
Bailey	2	0	0	0	0
Goldobin	1	0	0	0	0
Sautner	1	0	0	0	0

Goaltender	GPI	MIN	GA	SO	AVG	W-L-T
Markstrom	63	2,551	117	2	2.75	23-16-4
Demko	27	1,529	78	0	3.06	13-10-2
Domingue	17	802	51	0	3.81	3-9-2
Dipietro	1	8	1	0	7.16	0-0-0

### RESULTS

No	Date	Opponent	Score	Record
1	Oct. 2	EDM	2-3 L	0-1-0
2	Oct. 5	CGY	0-3 L	0-2-0
3	Oct. 9	LAK	8-2 W	1-2-0
4	Oct. 12	PHI	3-2 W (SO)	2-2-0
5	Oct. 15	DET	5-1 W	3-2-0
6	Oct. 17	STL	4-3 (SO)	4-2-0
7	Oct. 19	NJD	0-1 L	4-3-0
8	Oct. 20	NYR	3-2 W	5-3-0
9	Oct. 22	DET	5-2 W	6-3-0
10	Oct. 25	WSH	5-6 O (SO)	6-3-1
11	Oct. 28	FLA	7-2 W	7-3-1
12	Oct. 30	LAK	5-3 W	8-3-1
13	Nov. 1	ANA	1-2 O (OT)	8-3-2
14	Nov. 2	SJS	5-2 W	9-3-2
15	Nov. 5	STL	1-2 O (OT)	9-3-3
16	Nov. 7	CHI	2-5 L	9-4-3
17	Nov. 8	WPG	1-4 L	9-5-3
18	Nov. 10	NJD	1-2 L	9-6-3
19	Nov. 12	NSH	5-3 W	10-6-3
20	Nov. 14	DAL	2-4 L	10-7-3
21	Nov. 16	COL	4-5 O (OT)	10-7-4
22	Nov. 19	DAL	1-6 L	10-8-4
23	Nov. 21	NSH	6-3 W	11-8-4
24	Nov. 23	WSH	2-1 W (SO)	12-8-4
24	Nov. 25	PHI	1-2 L	12-9-4
26	Nov. 27	PIT	6-8 L	12-10-4
27	Nov. 30	EDM	5-2 W	13-10-4
28	Dec. 1	EDM	2-3 L	13-11-4
29	Dec. 3	OTT	5-2 W	14-11-4
30	Dec. 7	BUF	6-5 W (OT)	15-11-4
31	Dec. 10	TOR	1-4 L	15-12-4
32	Dec. 12	CAR	1-0 W (OT)	16-12-4
33	Dec. 14	SJS	2-4 L	16-13-4
34	Dec. 15	VCK	3-6 L	16-14-4

No	Date	MTL Opponent	Score	Record
35	Dec. 17	MTL	1-3 L	16-15-4
36	Dec. 19	VCK	5-4 W (OT)	17-15-4
37	Dec. 21	PIT	4-1 W	18-15-4
38	Dec. 23	EDM	4-2 W	19-15-4
39	Dec. 28	LAK	3-2 W	20-15-4
40	Dec. 29	CGY	5-2 W	21-15-4
41	Jan. 2	CHI	7-5 W	22-15-4
42	Jan. 4	NYR	2-1 W	23-15-4
43	Jan. 7	TBL	2-9 L	23-16-4
44	Jan. 9	FLA	2-5 L	23-17-4
45	Jan. 11	BUF	6-3 W	24-17-4
46	Jan. 12	MIN	4-1 W	25-17-4
47	Jan. 14	WPG	0-4 L	25-18-4
48	Jan. 16	ARI	3-1 W	26-18-4
49	Jan. 18	SJS	4-1 W	27-18-4
50	Jan. 27	STL	3-1 W	28-18-4
51	Jan. 29	SJS	5-2 W	29-18-4
52	Feb. 1	NYI	4-3 W (OT)	30-18-4
53	Feb. 2	CAR	3-4 O (SO)	30-18-5
54	Feb. 4	BOS	0-4 L	30-19-5
55	Feb. 6	MIN	2-4 L	30-20-5
56	Feb. 8	CGY	2-6 L	30-21-5
57	Feb. 10	NSH	6-2 W	31-21-5
58	Feb. 12	CHI	3-0 W	32-21-5
59	Feb. 16	ANA	1-5 L	32-22-5
60	Feb. 19	MIN	3-4 O (SO)	32-22-6
61	Feb. 22	BOS	9-3 W	33-22-6
62	Feb. 25	MTL	4-3 W (OT)	34-22-6
63	Feb. 27	OTT	2-5 L	34-23-6
64	Feb. 29	TOR	2-4 L	34-24-6
65	Mar. 1	CBJ	34-25 L	34-25-6
66	Mar. 4	ARI	2-4 L	34-26-6
67	Mar. 6	COL	6-3 W	35-26-6
68	Mar. 8	CBJ	1-2 L	35-27-6

# 2020.21 SEASON RECORD

## NORTH DIVISION FINISH

7th (50 points)

## COACH

Travis Green

## GM

Jim Benning

## CAPTAIN

Bo Horvat

## SCORING

Player	GP	G	A	PTS	PIM	
Boeser	56	23	26	49	16	
Miller	53	15	31	46	43	
Hughes	56	3	38	41	22	
Horvat	56	19	20	39	23	
Höglander	56	13	14	27	16	
Petterson	26	10	11	21	6	
Myers	55	6	15	21	51	
Pearson	51	10	8	18	26	
Schmidt	54	5	10	15	4	
Sutter	43	9	3	12	2	
Hamonic	38	3	7	10	39	
Motte	24	6	3	9	14	
Benn	31	1	8	9	9	
	VAN	8	0	1	0	
	WPG	8	0	1	0	
Edler	52	0	8	8	58	
Gaudette	VAN	33	4	3	7	12
	CHI	7	1	3	4	0
Highmore	VAN	18	3	2	5	2
	CHI	24	0	2	2	6
Virtanen	38	5	0	5	41	
Hawryluk	30	2	3	5	9	
Beagle	30	1	4	5	8	
Graovac	14	3	1	4	6	
Roussel	35	1	3	4	37	
Juolevi	23	2	1	3	0	
Rathbone	8	1	2	3	0	
Vesey	VAN	20	0	3	3	6
	TOR	30	5	2	7	4
Boyd	VAN	19	2	0	2	0
	TOR	20	3	5	8	2
MacEwen	34	1	1	2	44	
Rafferty	1	0	1	1	0	
Eriksson	7	0	1	1	2	
Chatfield	18	0	1	1	12	
Lind	7	0	0	0	0	

Player	GP	G	A	PTS	PIM
Brisebois	1	0	0	0	0
Bailey	3	0	0	0	2
Gadjovich	1	0	0	0	17
Lockwood	2	0	0	0	2
Michaelis	15	0	0	0	2
Rafferty	1	0	1	1	0
Eriksson	7	0	1	1	2
Chatfield	18	0	1	1	12
Lind	7	0	0	0	0
Brisebois	1	0	0	0	0
Bailey	3	0	0	0	2
Gadjovich	1	0	0	0	17
Lockwood	2	0	0	0	2
Michaelis	15	0	0	0	2
Virtanen	38	5	0	5	41
Hawryluk	30	2	3	5	9
Beagle	30	1	4	5	8
Graovac	14	3	1	4	6
Roussel	35	1	3	4	37
Juolevi	23	2	1	3	0
Rathbone	8	1	2	3	0
MacEwen	34	1	1	2	44
Rafferty	1	0	1	1	0
Eriksson	7	0	1	1	2
Chatfield	18	0	1	1	12
Lind	7	0	0	0	0
Brisebois	1	0	0	0	0
Bailey	3	0	0	0	2
Gadjovich	1	0	0	0	17
Lockwood	2	0	0	0	2
Michaelis	15	0	0	0	2

Goaltender	GPI	MIN	GA	SO	AVG	W-L-T
Demko	35	2,087	99	1	2.85	16-18-1
Holtby	21	1,260	71	0	3.67	7-11-1

## RESULTS

No	Date	Opponent	Score	Record
1	Jan. 13	EDM	5-3 W	1-0-0
2	Jan. 14	EDM	2-5 L	1-1-0
3	Jan. 16	CGY	0-3 L	1-2-0
4	Jan. 18	CGY	2-5 L	1-3-0
5	Jan. 20	MTL	6-5 W (SO)	2-3-0
6	Jan. 21	MTL	3-7 L	2-4-0
7	Jan. 23	MTL	2-5 L	2-5-0
8	Jan. 25	OTT	7-1 W	3-5-0
9	Jan. 27	OTT	5-1 W	4-5-0
10	Jan. 28	OTT	4-1 W	5-5-0
11	Jan. 30	WPG	4-1 W	6-5-0
12	Feb. 1	MTL	2-6 L	6-6-0
13	Feb. 2	MTL	3-5 L	6-7-0
14	Feb. 4	TOR	3-7 L	6-8-0
15	Feb. 6	TOR	1-5 L	6-9-0
16	Feb. 8	TOR	1-3 L	6-10-0
17	Feb. 11	CGY	1-3 L	6-11-0
18	Feb. 13	CGY	3-1 W	7-11-0
19	Feb. 15	CGY	3-4 O (OT)	7-11-1
20	Feb. 17	CGY	5-1 W	8-11-1
21	Feb. 19	WPG	0-2 L	8-12-1
22	Feb. 21	WPG	3-4 O (OT)	8-12-2
23	Feb. 23	EDM	3-4 L	8-13-2
24	Feb. 25	EDM	0-3 L	8-14-2
25	Mar. 1	WPG	4-0 W	9-14-2
26	Mar. 2	WPG	2-5 L	9-15-2
27	Mar. 4	TOR	3-1 W	10-15-2
28	Mar. 6	TOR	4-2 W	11-15-2
29	Mar. 8	MTL	2-1 W (SO)	12-15-2
30	Mar. 10	MTL	1-5 L	12-16-2
31	Mar. 13	EDM	2-1 W	13-16-2
32	Mar. 15	OTT	3-2 W (OT)	14-16-2
33	Mar. 17	OTT	3-2 W (SO)	15-16-2
34	Mar. 19	MTL	3-2 W (OT)	16-16-2
35	Mar. 20	MTL	4-5 W (SO)	16-16-3
36	Mar. 22	WPG	0-4 L	16-17-3
37	Mar. 24	WPG	1-5 L	16-18-3
38	Apr. 18	TOR	3-2 W (OT)	17-18-3
39	Apr. 20	TOR	6-3 W	18-18-3
40	Apr. 22	OTT	0-3 L	18-19-3
41	Apr. 24	OTT	4-2 W	19-19-3
42	Apr. 26	OTT	1-2 L	19-20-3
43	Apr. 28	OTT	3-6 L	19-21-3
44	Apr. 29	TOR	1-4 L	19-22-3
45	May 1	TOR	1-5 L	19-23-3
46	May 3	EDM	3-5 L	19-24-3
47	May 4	EDM	1-4 L	19-25-3
48	May 6	EDM	6-3 W	20-25-3
49	May 8	EDM	3-4 L	20-26-3
50	May 10	WPG	3-1 W	21-26-3
51	May 11	WPG	0-5 L	21-27-3
52	May 13	CGY	1-4 L	21-28-3
53	May 15	EDM	4-1 W	22-28-3
54	May 16	CGY	5-6 O (OT)	22-28-4
55	May 18	CGY	4-2 W	23-28-4
56	May 19	CGY	2-6 L	23-29-4

CANUCKS

PLAYERS

IN THE SYSTEM

2020.21 REVIEW

OPPONENTS

HISTORY


ALL-TIME RECORDS

PLAYOFFS

NHL

MEDIA SERVICES

# HALL OF FAME



## HOCKEY HALL OF FAME

NAME	YEAR INDUCTED/CATEGORY	YEARS*	NAME	YEAR INDUCTED/CATEGORY	YEARS*
Pat Quinn	2016 Builder	1970-1972, 1987-1997	Cam Neely	2005 Player	1983-1986
Pavel Bure	2012 Player	1991-1998	Roger Neilson	2002 Builder	1981-1984
Mats Sundin	2012 Player	2008-2009	Frank Griffiths	1993 Builder	1974-1994
Igor Larionov	2008 Player	1989-1992	Bud Poile	1990 Builder	1970-1973
Mark Messier	2007 Player	1997-2000	Jake Milford	1984 Builder	1977-1984

\*YEARS WITH CANUCKS

CANUCKS

PLAYERS

IN THE SYSTEM

2020-21 REVIEW

OPPONENTS



HISTORY

ALL-TIME RECORDS

PLAYOFFS

NHL

MEDIA SERVICES



## BC SPORTS HALL OF FAME

NAME	YEAR INDUCTED	CATEGORY	SPORT	YEARS*
Mattias Ohlund	2020	Athlete	Ice Hockey	1997-2009
Daniel Sedin	2019	Athlete	Ice Hockey	2000-2018
Henrik Sedin	2019	Athlete	Ice Hockey	2000-2018
Cliff Ronning	2018	Athlete	Ice Hockey	1990-1996
Trevor Linden	2011	Athlete	Ice Hockey	1988-1998, 2001-2008
Harold Snepsts	2006	Athlete	Ice Hockey	1974-1984, 1988-1990
Stan Smyl	2005	Athlete	Ice Hockey	1978-1991
Darcy Rota	2002	Athlete	Ice Hockey	1979-1984
Cam Neely	2000	Athlete	Ice Hockey	1983-1986
Orland Kurtenbach	1997	Athlete	Ice Hockey	1970-1974
Cesare Maniago	1996	Athlete	Ice Hockey	1976-1978

\*YEARS WITH CANUCKS

# HALL OF FAME



## BC HOCKEY HALL OF FAME

NAME	YEAR INDUCTED/CATEGORY	YEARS*	NAME	YEAR INDUCTED/CATEGORY	YEARS*
Daniel Sedin	2019 Players	2000-2018	Dennis Kearns	2007 Players	1971-1981
Henrik Sedin	2019 Players	2000-2018	Brian Burke	2007 Managers	1998-2004
Ron Delorme	2019 Builder	1986-present	Tom Renney	2006 Coaches	1996-1998
Willie Mitchell	2018 Players	2006-2010	Larry Ashley	2006 Trainers	1981-1995
Gerry Sillers	2018 Builders	1989-2017	Greg Adams	2005 Players	1987-1995
Thomas Gradin	2017 Players	1978-1986	Harold Snepets	2004 Players	1974-1984, 1988-1990
Tony Tanti	2017 Players	1983-1990	Steve Tambellini	2004 Players	1985-1988
Dave Nonis	2017 Builders	1998-2008	Doug Lidster	2003 Players	1983-1993
Murray Baron	2016 Players	1998-2003	Darcy Rota	2003 Players	1979-1984
Brendan Morrison	2016 Players	1999-2008	Orland Kurtenbach	2002 Players	1970-1974
Pat O'Neill	2016 Trainers	1988-present	Ryan Walter	2002 Players	1991-1993
Curt Fraser	2015 Players	1978-1983	Pat Quinn	2002 Coaches	1990-1996
Markus Naslund	2015 Players	1995-2008	Geoff Courttnall	2001 Players	1990-1995
Kirk McLean	2014 Players	1987-1998	Russ Courttnall	2001 Players	1994-1997
Marc Crawford	2013 Coaches	1998-2006	Stan Smyl	2000 Players	1978-1991
Scott Carter	2013 Builders	1987-1994	Cam Neely	1999 Players	1983-1986
Jack McIlhargey	2011 Coaches	1999-2006	The Griffiths Family	1995 Builders	1974-1997
Trevor Linden	2010 Players	1988-1998, 2001-2008	Cesare Maniago	1995 Players	1976-1978
Dave Babych	2009 Players	1991-1998			
Cliff Ronning	2008 Players	1990-1996			

\*YEARS WITH CANUCKS

## RING OF HONOUR

The Canucks Ring of Honour was launched during the club's 40th anniversary (the 2010/11 season) to celebrate Canucks heroes who have made a lasting impact on the franchise. Ring of Honour candidates are selected by an advisory committee including former player Stan Smyl, Hockey Hall of Fame broadcaster, Jim Robson and former Canucks staff member, Norm Jewison.


**ORLAND KURTENBACH**  
**INDUCTED OCTOBER 26, 2010**

Recognized for his leadership qualities, Kurtenbach was named as the club's inaugural captain in 1970. In the Canucks first year of existence, he led all Canucks in points-per-game, registering 53 points (21-32-53) in 52 games played. His scoring would hit its peak with a career year in his sophomore season with the Canucks. He registered 61 points (24-37-61) in 78 games to lead the team in scoring in 1971/72. At the end of that season, he shared the team's leading scorer Cyrus H. McLean Trophy with winger Andre Boudrias and was awarded the Cyclone Taylor Trophy as the Canucks MVP. He would remain a fan favourite as the team MVP, again receiving the Cyclone Taylor Trophy the following two seasons. He retired as a player following the 1973/74 season but returned in the 1976/77 season as Head Coach of the Canucks, coaching 125 games. In addition to his contributions as a player and coach, Orland Kurtenbach has also continued giving back to the franchise through his involvement with the Canucks Alumni.


**THOMAS GRADIN**  
**INDUCTED JANUARY 24, 2011**

Thomas Gradin became one of the first European-born players to wear a Canucks uniform, making his debut in 1978. Gradin went on to establish many franchise records, including becoming the first Canuck to register 80 points in a single season and the first Canuck to reach 500 career points. Scoring 38 points in his 38 games with the club, Gradin played a major role in the Canucks first run to the Stanley Cup Final in 1982. Gradin led the team in scoring twice from 1980-82, and finished his playing career with an impressive 593 points in 677 games played. Following the conclusion of his playing career, Gradin became a member of the Vancouver Canucks scouting department. He now serves as Associate Chief Amateur Scout and has played an instrumental role in the Canucks' selections of star players such as Daniel and Henrik Sedin, Mattias Ohlund and Alex Edler.


**HAROLD SNEPSTS**  
**INDUCTED MARCH 14, 2011**

Harold Snepsts logged 12 seasons on the Canucks' defence corps and established himself as a fan favourite due to his aggressive and hard-working style. He was named to the NHL All-Star game twice, as well as won the Canucks' Babe Pratt trophy for Most Outstanding Defenceman on four occasions. In 1982, Snepsts' solid presence and consistency on the Canucks blueline assisted the team in their run to the Stanley Cup Final, recording four assists and 50 penalty minutes in 17 games played. At the conclusion of his playing career, Snepsts had established himself as the Canucks' all-time leader in games played for the franchise at 781 games, through which he recorded 195 points and a franchise-leading 1446 penalty minutes at the time. Snepsts returned to the Vancouver Canucks organization in a scouting capacity where he continues to serve as an amateur scout.


**KIRK McLEAN**  
**INDUCTED NOVEMBER 24, 2010**

The Canucks' longest-serving goalie at 11 seasons, "Captain Kirk" quickly established himself as one of the most dominant goaltenders in club history. McLean still holds the all-time regular season franchise record for games played (516), wins (211) and shutouts (20). McLean's consistent performance was rewarded with two appearances at the NHL All-Star Game in 1990 and 1992, as well as two Vezina Trophy nominations. His game elevated in the playoffs as evidenced by franchise records in wins (34), shutouts (6) and games played (68) during the postseason. Perhaps most memorable was his performance in the 1994 Stanley Cup Final run that included 15 wins and four shutouts that remain franchise records. McLean now serves as an Ambassador of the club, giving his time to a number of community and fan-driven events.



# RING OF HONOUR



## PAT QUINN

**INDUCTED APRIL 13, 2014**

One of the "original" Canucks, Pat Quinn dressed for two seasons as a defenceman, collecting 18 points in 133 games before embarking on an illustrious career as Head Coach, General Manager and President of the Vancouver Canucks. His integrity, leadership and vision helped build the franchise into a contender. Through trades and drafting, Quinn brought some of the most memorable and impactful players, including Trevor Linden, Pavel Bure, and Markus Naslund. As Head Coach, Quinn accumulated a record of 141-111-28 in the regular season and 31-30 in the playoffs. He won the Jack Adams Award in 1992, sharing the stage with Pavel Bure, as the first major League award for a Canuck, and led the Canucks to the second of three franchise Stanley Cup Finals. Quinn continued to be an active member of the Canucks alumni until his passing in 2014. He was inducted posthumously into the Hockey Hall of Fame in 2016.



## MATTIAS OHLUND

**INDUCTED DECEMBER 16TH, 2016**

Mattias Ohlund steadily progressed to become the most decorated defenceman in franchise history during his 11-year Canucks career and held the all-time record in points with 325, until 2018. With a punishing slap shot and a gift for offence, the Pitea, Sweden native scored 93 goals in 1,534 shots, which remain franchise records from the blue line today. Ohlund is a four-time recipient of the Babe Pratt Trophy awarded to the Canucks best defenceman (1998, 2000, 2004 and 2006), including his rookie season, when he was also nominated for the Calder Trophy. He was selected to the NHL All-Star Game in his sophomore season in 1999. In addition to being known for over a decade as the Canucks reliable anchor, Ohlund's leadership abilities left a lasting impact on the franchise. Donning an "A" on his sweater while with Vancouver, Ohlund acted as a mentor to a number of young Canucks, including Alex Edler and the Sedin twins.



## ALEX BURROWS

**INDUCTED DECEMBER 3 2019**

Burrows defined his career as a fan favourite through a combination of big goals, passionate play and a storied path from undrafted player to a spot on one of the NHL's most potent lines. He ranks 7th all-time in career games (822), 14th in points (384), 8th in game winning goals (28) and was Daniel and Henrik Sedin's most prolific, longest serving linemate. Burrows was voted by fans as the team's "Most Exciting Player" three seasons in a row and "Unsung Hero" once. The Montreal native's most well-known on-ice contribution was his Game 7, series clinching goal versus Chicago in 2011, called by play-by-play broadcaster, John Shorthouse: "Burrows steals! Cutting in, shoots... SCORES! They've slayed the dragon!"



## STAN SMYL "STEAMER"

Retired November 3, 1991  
RIGHT WING

1978-1991

### CANUCKS CAREER TOTALS

#### Regular Season

GP	G	A	PTS
896	262	411	673

#### Playoffs

GP	G	A	PTS
41	16	17	33

### CANUCKS HIGHLIGHTS

- Established franchise records for games played (896), goals (262), assists (411) and points (673) playing every game of his NHL career in a Canucks uniform; records stood for about a decade before being surpassed.
- Collected two goals in a 6-2 win against the Chicago Blackhawks to capture the Clarence Campbell Trophy and help send the Canucks to their first ever Stanley Cup Final in 1982.
- Led the Canucks in goals (31), assists (47), points (78) and penalty minutes (204) in the 1979-80 season.
- Recorded 31 points (10-21-31) in 16 games in March of 1983, establishing the franchise's most productive month by a skater, a record he still holds today.
- Shares the longest tenure as team captain (1982-90) in franchise history, alongside Markus Naslund and Henrik Sedin.

## TREVOR LINDEN "TREV"

Retired December 17, 2008  
RIGHT WING

1988-1998, 2001-2008

### CANUCKS CAREER TOTALS

#### Regular Season

GP	G	A	PTS
1140	318	415	733

#### Playoffs

GP	G	A	PTS
118	34	61	95

### CANUCKS HIGHLIGHTS

- Tied as the highest draft pick in Canucks history (2nd overall in the 1988 NHL Entry Draft) and was a runner up for the 1989 Calder Trophy.
- In his first eight NHL seasons, Linden recorded 30 or more goals six times.
- Became the youngest captain in the NHL during the 1991-92 season at just 21 years of age and wore the "C" for seven seasons, the third longest duration in Canucks history.
- Continues to hold or rank amongst the top three in a number of Canucks career records; including seasons played with Vancouver (16), most playoff goals (34), assists (61) and points (95).
- Awarded the King Clancy Memorial Trophy in 1997.
- The main entrance of Rogers Arena was renamed Gate 16 in honour of Linden when his number was retired.

# CANUCKS RETIRED NUMBERS

## MARKUS NASLUND "NAZZY"

Retired December 11, 2010  
LEFT WING

1995–2008

### CANUCKS CAREER TOTALS

Regular Season				Playoffs			
GP	G	A	PTS	GP	G	A	PTS
884	346	410	756	45	13	20	33

### CANUCKS HIGHLIGHTS

- At the time conclusion of his playing career, Naslund held the franchise record for a number of scoring records and he ranked first in club history for goals until the 2015.16 season.
- Naslund was the recipient of the Lester B. Pearson Award as the League's Most Outstanding Player (as voted on by the players) in 2002.03 and was a First Team NHL All-Star in a franchise record three consecutive seasons (2001.02, 2002.03, 2003.04).
- Shares the franchise record for most seasons as Canuck captain (2000.01 to 2007.08), alongside Stan Smyl and Henrik Sedin.
- Led the team in scoring for a club record seven seasons, scored 30 or more goals six different times and recorded three consecutive seasons with 40 or more goals.
- At the time of his number retirement, a new sports equipment centre was created at BC Children's hospital in honour of the Naslund family.

## PAVEL BURE "THE RUSSIAN ROCKET"

Retired November 2, 2013  
RIGHT WING

1991–1998

### CANUCKS CAREER TOTALS

Regular Season				Playoffs			
GP	G	A	PTS	GP	G	A	PTS
428	254	224	478	60	34	32	66

### CANUCKS HIGHLIGHTS

- Set a club record for most goals as a rookie (34) and tied for most points (60); named the Calder Trophy winner as rookie of the year.
- First Canuck to be named to an NHL First All-Star Team (1992.93).
- Led the league in scoring (1993.94) and posted consecutive 60 goal seasons (1992.93 and 1993.94).
- Holds the franchise record for points per game played in the regular season (1.12) and playoffs (1.10) (minimum 10 games played).
- The Moscow, Russia native also ranks top five all-time in game-winning goals (32), goals (254) and hat tricks (9).
- Shares the franchise lead in playoff goals alongside Trevor Linden, registering 34 in 60 playoff games with Vancouver. In 1994, his 16 playoff goals set a franchise record for most playoff goals in a post season.
- The Canucks "Most Exciting Player" team award was renamed the "Pavel Bure" Award.

## DANIEL SEDIN "DANNY"

Retired February 12, 2020  
LEFT WING

2000–2018

### CANUCKS CAREER TOTALS

Regular Season				Playoffs			
GP	G	A	PTS	GP	G	A	PTS
1,306	393	648	1,041	102	25	46	71

### CANUCKS HIGHLIGHTS

- Daniel and Henrik Sedin were drafted 2nd and 3rd overall by Vancouver in the 1999 NHL Draft.
- They are the only brothers in NHL history to have each recorded 1,000 career points and are among only five Sweden-born players to reach the milestone.
- Henrik leads the franchise in points (1,070), assists (830) and games played (1,330).
- Daniel leads the franchise in goals (393) and follows Henrik in second place with 1041 points, 648 assists and 1306 games played.
- Henrik has won the NHL's Art Ross and Hart Memorial Trophies (2010) and the King Clancy twice (2016), (2018).
- Daniel has won the Art Ross (2011), Ted Lindsay (2011) and King Clancy (2016).
- Henrik wore the captain's "C" from 2010-2018, sharing the longest captaincy tenure with Stan Smyl and Markus Naslund. Daniel served as Alternate for the same duration.
- The Sedin Family Foundation provides annual gifts in support of programs focused on family wellness throughout BC communities.

## HENRIK SEDIN "HANK"

Retired February 12, 2020  
CENTRE

2000–2018

### CANUCKS CAREER TOTALS

Regular Season				Playoffs			
GP	G	A	PTS	GP	G	A	PTS
1,330	240	830	1,070	105	23	55	58

**ALL-TIME**

# ALL-TIME ROSTER

## A

Adams, Greg C.	1988.89
Adams, Greg G.	1987.88 to 1994.95
Affleck, Bruce	1979.80
Agnew, Jim	1986.87 to 1987.88
	1989.90 to 1991.92
Alberts, Andrew	2009.10 to 2013.14
Alexander, Claire	1977.78
Allen, Bryan	2000.01 to 2005.06
Andersson, Jonas	2010.11
Antoski, Shawn	1990.91 to 1994.95
Arbour, John	1970.71
Archibald, Darren	2013.14 to 2018.19
Arvedson, Magnus	2003.04
Ashton, Brent	1979.80 to 1980.81
Aucoin, Adrian	1994.95 to 2000.01
Auld, Alex	2001.02 to 2005.06

## B

Babych, Dave	1991.92 to 1997.98
Bachman, Richard	2015.16 to 2019.20
Baertschi, Sven	2014.15 to 2019.20
<b>Bailey, Justin</b>	<b>2019.20 to</b>
Bakovic, Peter	1987.88
Balej, Jozef	2005.06
Ballard, Keith	2010.11 to 2012.13
Balon, Dave	1971.72 to 1972.73
Bannerman, Murray	1977.78
Barker, Cam	2012.13
Baron, Murray	1998.99 to 2002.03
Bartel, Robin	1986.87
Bartkowski, Matt	2015.16
Baumgartner, Nolan	2002.03 to 2005.06,
	2009.10
Bawa, Robin	1991.92
Beagle, Jay	2018.19 to 2020.21
Beech, Kris	2007.08
Belanger, Jesse	1995.96
Belland, Neil	1981.82 to 1985.86
Benn, Jordie	2019.20 to 2020.21
Benning, Jim	1986.87 to 1989.90
Beranek, Josef	1994.95 to 1995.96
Berehowsky, Drake	2000.01 to 2001.02
Bergevin, Marc	2003.04
Bernier, Steve	2008.09 to 2009.10
Berry, Ken	1987.88 to 1988.89
Bertuzzi, Todd	1997.98 to 2005.06
Biega, Alex	2014.15 to 2018.19
Bieksa, Kevin	2005.06 to 2014.15
Bitz, Byron	2011.12
Blight, Rick	1975.76 to 1980.81
Bliznak, Mario	2009.10 to 2010.11
Block, Ken	1970.71
Boddy, Gregg	1971.72 to 1975.76
Bodger, Doug	1999.00
<b>Boeser, Brock</b>	<b>2016.17 to</b>
Bohonos, Lonny	1995.96 to 1997.98
Boldirev, Ivan	1979.80 to 1982.83
Bolduc, Alex	2008.09 to 2010.11
Bolonchuk, Larry	1972.73
Bonino, Nick	2014.15
Bonni, Ryan	1999.00
Booth, David	2011.12 to 2013.14
Bordeleau, Paulin	1973.74 to 1975.76
Boucher, Reid	2016.17 to 2019.20
Bouck, Tyler	2003.04 to 2006.07
Boudrias, Andre	1970.71 to 1975.76
Bourdon, Luc	2006.07 to 2007.08
Boyd, Randy	1987.88 to 1988.89
Boyd, Travis	2020.21
Bozek, Steve	1988.89 to 1990.91

Bradley, Brian	1987.88 to 1990.91
Brasar, Per-Olov	1979.80 to 1981.82
Brashear, Donald	1996.97 to 2001.02
Bridgman, Mel	1988.89
<b>Brisebois, Guillaume</b>	<b>2018.19 to</b>
	2001.02
Brochu, Martin	2001.02
Brodeur, Richard	1980.81 to 1987.88
Bromley, Gary	1978.79 to 1980.81
Brookbank, Wade	2003.04 to 2005.06
Brown, Cam	1990.91
Brown, Jeff	1993.94 to 1995.96
Brown, Mike	2000.01 to 2001.02
Brown, Mike	2007.08 to 2008.09
Brown, Sean	2005.06
Bruce, David	1985.86 to 1988.89
Bubla, Jiri	1981.82 to 1985.86
Bulis, Jan	2006.07
Bullock, Bruce	1972.73, 1974.75, 1976.77
Bure, Pavel	1991.92 to 1997.98
Burke, Sean	1997.98
Burrows, Alex	2005.06 to 2016.17
Burmistrov, Alexander	2017.18
Buskas, Rod	1989.90
Butcher, Garth	1981.82 to 1990.91
Butenschon, Sven	2005.06
Butler, Jerry	1979.80 to 1981.82

## C

Callander, Drew	1978.79 to 1979.80
Campbell, Colin	1980.81 to 1981.82
Caprice, Frank	1982.83 to 1987.88
Capuano, Dave	1989.90 to 1990.91
Capuano, Jack	1990.91
Carney, Keith	2005.06
Caron, Jacques	1973.74
Carriere, Larry	1976.77 to 1977.78
Carson, Jimmy	1993.94
Carter, Anson	2005.06
Cassels, Andrew	1999.00 to 2001.02
Chaput, Michael	2016.17 to 2017.18
Charbonneau, Jose	1988.89,
	1993.94 to 1994.95
Chatfield, Jalen	2020.21
Chouinard, Marc	2006.07
Christie, Mike	1980.81
Chubarov, Artem	1999.00 to 2003.04
Ciccone, Enrico	1997.98
Clendening, Adam	2014.15
Cloutier, Dan	2000.01 to 2005.06
Cochrane, Glen	1985.86 to 1986.87
Connelly, Wayne	1971.72
Convery, Brandon	1997.98 to 1998.99
Cook, Bob	1970.71
Cooke, Matt	1998.99 to 2007.08
Corrado, Frank	2012.13 to 2014.15
Corrigan, Mike	1970.71 to 1971.72
Coulombe, Patrick	2006.07
Courttnall, Geoff	1990.91 to 1994.95
Courttnall, Russ	1994.95 to 1996.97
Courville, Larry	1995.96 to 1997.98
Cowan, Jeff	2006.07 to 2007.08
Coxe, Craig	1984.85 to 1987.88
	1989.90 to 1990.91
Cracknell, Adam	2015.16
Cramarossa, Joseph	2016.17
Craven, Murray	1992.93 to 1993.94
Crawford, Marc	1981.82 to 1986.87
Crowder, Troy	1996.97
Cullen, Ray	1970.71
Cullimore, Jassen	1994.95 to 1996.97
Currie, Tony	1981.82 to 1983.84

## D

Daigneault, J.J.	1984.85 to 1985.86
Dailey, Bob	1973.74 to 1976.77
Dalpe, Zac	2013.14
Davison, Rob	2008.09
DeFazio, Brandon	2014.15
Delorme, Ron	1981.82 to 1984.85
Del Zotto, Michael	2017.18 to 2018.19
DeMarco, Ab	1974.75 to 1975.76
Demitra, Pavol	2008.09 to 2009.10
<b>Demko, Thatcher</b>	<b>2017.18 to</b>
Derlago, Bill	1978.79 to 1979.80
Desbiers, Guillaume	2009.10 to 2010.11
Diaz, Raphael	2013.14
Diduck, Gerald	1990.91 to 1994.95
<b>DiPietro, Michael</b>	<b>2018.19 to</b>
Dirk, Robert	1990.91 to 1993.94
Doak, Gary	1970.71 to 1971.72
Dorsett, Derek	2014.15 to 2017.18
Dowd, Jim	1995.96
Dowd, Nic	2017.18
Druken, Harold	1999.00 to 2002.03
Duco, Mike	2011.12
Dunbar, Dale	1985.86
Dunn, Dave	1973.74 to 1974.75
Dyck, Ed	1971.72 to 1973.74

## E

Ebbett, Andrew	2011.12 to 2012.13
Edler, Alex	2006.07 to 2020.21
Ehrhoff, Christian	2009.10 to 2010.11
Eisenhut, Neil	1993.94
Eldebrink, Anders	1981.82 to 1982.83
Ellacott, Ken	1982.83
Eriksson, Joacim	2013.14
Eriksson, Loui	2016.17 to 2020.21
Eriksson, Roland	1978.79
Essensa, Bob	2000.01
Ettem, Emerson	2015.16

## F

Fantenberg, Oscar	2019.20
Fedorov, Fedor	2002.03 to 2003.04
Fedun, Taylor	2015.16
Fergus, Tom	1991.92 to 1992.93
<b>Ferland, Micheal</b>	<b>2019.20 to</b>
Ferriero, Benn	2013.14
FitzGerald, Zack	2007.08
Fitzpatrick, Rory	2006.07
Flockhart, Rob	1976.77 to 1978.79
Folco, Peter	1973.74
Fortier, Dave	1976.77
Fountain, Mike	1996.97
Fraser, Curt	1978.79 to 1982.83
Friesen, Alex	2015.16

## G

<b>Gadjovich, Jonah</b>	<b>2020.21 to</b>
Gagner, Dave	1998.99
Gagner, Sam	2017.18 to 2018.19
Gamble, Troy	1986.87, 1988.89,
	1990.91 to 1991.92
	1970.71 to 1971.72
Gardner, George	1982.83 to 1984.85
Garrett, John	2012.13 to 2013.14
Garrison, Jason	1975.76 to 1978.79
Gassoff, Brad	2017.18 to 2020.21
Gaudette, Adam	2015.16 to 2018.19
Gaunce, Brendan	1993.94 to 1997.98
Gelinias, Martin	1990.91
Gibson, Don	1977.78 to 1980.81
Gillis, Jere	

Glass, Tanner	1983.84 to 1984.85	Hutton, Ben	2015.16 to 2018.19	Leivo, Josh	2018.19 to 2019.20
Gloor, Dan	2009.10 to 2010.11			Lemay, Moe	1981.82 to 1986.87
Glynn, Brian	1973.74	<b>I</b>		Lemieux, Richard	1971.72 to 1973.74
Goldobin, Nikolay	1993.94	Irbe, Arturs	1997.98	Lenardon, Tim	1989.90
Goodenough, Larry	2016.17 to 2019.20	Isbister, Brad	2007.08	Letowski, Trevor	2001.02 to 2002.03
Gordon, Andrew	1976.77 to 1979.80	<b>J</b>		Lever, Don	1972.73 to 1979.80
Gordon, Robb	2012.13	Jackson, Dane	1993.94 to 1994.95	Levie, Craig	1986.87
Goren, Lee	1998.99	Jaffray, Jason	2007.08 to 2008.09	Lidster, Doug	1983.84 to 1992.93
Gould, John	2005.06 to 2006.07	Jensen, Nicklas	2012.13 to 2015.16	Lind, Kole	2020.21
Gould, Larry	1973.74 to 1976.77	Johnson, Danny	1970.71 to 1971.72	Linden, Trevor	1988.89 to 1997.98
Grabner, Michael	1973.74	Johnson, Ryan	2008.09 to 2009.10	Lindgren, Lars	2001.02 to 2007.08
Grabiner, Thomas	2009.10	Jokela, Mikko	2002.03	Lindgren, Mats	1978.79 to 1983.84
Gragani, Marc-Andre	1978.79 to 1985.86	Jokinen, Jussi	2017.18	Lockett, Ken	2002.03
Granlund, Markus	2011.12	Joseph, Chris	1996.97, 1999.00	<b>Lockwood, William</b>	1974.75 to 1975.76
Groavac, Tyler	2015.16 to 2018.19	Joslin, Derek	2012.13	Logan, Dave	<b>2020.21</b>
Graves, Hilliard	2019.20 to 2020.21	Jovanovski, Ed	1998.99 to 2005.06	Loney, Brian	1979.80 to 1980.81
Green, Josh	1976.77 to 1978.79	Juolevi, Olli	2020.21	Lowry, Dave	1995.96
Green, Randy	2005.06 to 2006.07			Lukowicki, Brad	1985.86 to 1987.88
Grenier, Alexandre	1991.92	<b>K</b>		Lumme, Jyrki	2009.10
Grenier, Martin	2015.16 to 2016.17	Kannegiesser, Sheldon	1977.78	Lunde, Len	1989.90 to 1997.98
Grisdale, John	2003.04	Kariya, Steve	1999.00 to 2001.02	Luongo, Roberto	1970.71
Gudbranson, Erik	1974.75 to 1978.79	Kassian, Zack	2011.12 to 2014.15	Lupul, Gary	2006.07 to 2013.14
Guevremont, Jocelyn	2016.17 to 2018.19	Kavanagh, Pat	2000.01, 2002.03 to 2003.04		1979.80 to 1985.86
Guy, Kevan	1971.72 to 1974.75	Keane, Mike	2003.04	<b>M</b>	
	1988.89 to 1990.91	Kearns, Dennis	1971.72 to 1980.81	MacAdam, Al	1984.85
<b>H</b>		Kenins, Ronalds	2014.15 to 2015.16	MacDonald, Blair	1980.81 to 1982.83
Hall, Murray	1970.71 to 1971.72	Kesa, Dan	1993.94	MacDonald, Brett	1987.88
Hall, Taylor	1983.84 to 1986.87	Kesler, Ryan	2003.04 to 2013.14	MacWen, Zack	2018.19 to 2020.21
Halward, Doug	1980.81 to 1986.87	Kidd, Ian	1987.88 to 1988.89	MacIntyre, Drew	2007.08
Hamhuis, Dan	2010.11 to 2015.16	King, Jason	2002.03 to 2003.04	Mair, Jim	1972.73 to 1974.75
Hammond, Ken	1991.92	Kirton, Mark	1982.83 to 1984.85	Maki, Wayne	1970.71 to 1972.73
<b>Hamonic, Travis</b>	<b>2020.21</b>	Klatt, Trent	1998.99 to 2002.03	Malhotra, Manny	2010.11 to 2012.13
Hanlon, Glen	1977.78 to 1981.82	Kocur, Joey	1995.96	Malik, Marek	2002.03 to 2003.04
Hansen, Jannik	2006.07 to 2016.17	Komarinski, Zenith	1999.00, 2002.03	Malkoc, Dean	1995.96
Hargreaves, Jim	1970.71, 1972.73	Korab, Jerry	1973.74	Mancari, Mark	2011.12
Hatoum, Ed	1970.71	Kozak, Don	1978.79	Manery, Kris	1979.80
Hawgood, Greg	1999.00 to 2000.01	Krajicek, Lukas	2006.07 to 2007.08	Maniogo, Cesare	1976.77 to 1977.78
Hawkins, Todd	1988.89 to 1989.90	Krog, Jason	2008.09	Manno, Bob	1976.77 to 1980.81
Hawryluk, Jayce	2020.21	Kron, Robert	1990.91 to 1992.93	Markstrom, Jacob	2013.14 to 2019.20
Hazlett, Steve	1979.80	Krutov, Vladimir	1989.90	Marois, Mario	1980.81
Hedberg, Johan	2003.04	Kucera, Frantisek	1995.96 to 1996.97	Martin, Grant	1983.84 to 1984.85
Hedican, Bret	1993.94 to 1998.99	Kulak, Stu	1982.83, 1986.87	Martin, Pit	1977.78 to 1978.79
Heinz, Rick	1981.82	Kurtenbach, Orland	1970.71 to 1973.74	Mason, Bob	1990.91
Helmer, Bryan	2000.01 to 2002.03	Kurtz, Justin	2001.02	Matthias, Shawn	2013.14 to 2014.15
Hendrickson, Darby	1998.99 to 1999.00	Kurvers, Tom	1990.91	Maxwell, Brad	1986.87
Higgins, Chris	2010.11 to 2015.16	<b>L</b>		May, Brad	1997.98 to 1999.00
<b>Highmore, Matthew</b>	<b>2020.21</b>	LaBarbera, Jason	2008.09	Mazanec, Marek	2002.03 to 2003.04
Hirsch, Corey	1995.96 to 1998.99	LaBate, Joseph	2016.17	Mazur, Jay	2018.19
Hlavac, Jan	2001.02 to 2002.03	Lachance, Scott	2000.01 to 2001.02	McAllister, Chris	1988.89 to 1991.92
Hlinka, Ivan	1981.82 to 1982.83	Lack, Eddie	2013.14 to 2014.15	McBain, Andrew	1997.98 to 1998.99
Hodge, Charlie	1970.71	LaFayette, Nathan	1993.94 to 1994.95	McCabe, Bryan	1989.90 to 1991.92
Hodgson, Cody	2010.11 to 2011.12	Lain, Kellan	2013.14	McCann, Jared	1997.98 to 1998.99
Hodgson, Dan	1986.87 to 1988.89	Lalonde, Bobby	1971.72 to 1976.77	McCarthy, Kevin	2015.16
<b>Hoglander, Nils</b>	<b>2020.21</b>	Lampman, Mike	1973.74	McCarthy, Steve	1978.79 to 1983.84
Holden, Josh	1998.99 to 2001.02	Langdon, Darren	2002.03	McCord, Dennis	2005.06
Holloway, Bruce	1984.85	Lanthier, Jean-Marc	1983.84 to 1985.86	McDonnell, Joe	1973.74
Holm, Philip	2017.18	Lanz, Rick	1987.88	McEneaney, Evan	1981.82
Holt, Randy	1978.79	Lapierre, Maxim	1980.81 to 1986.87	McIntyre, Jack	2016.17
Holtby, Braden	2020.21	Larionov, Igor	2010.11 to 2012.13	McIntyre, John	1976.77 to 1979.80
Homenuke, Ron	1972.73	Larsen, Philip	1989.90 to 1991.92	McIver, Nathan	1993.94 to 1994.95
Hordichuk, Darcy	2008.09 to 2009.10	Lawless, Paul	2016.17	McKicher, Steve	2006.07 to 2007.08
<b>Horvat, Bo</b>	<b>2014.15</b>	LeBlanc, John	1987.88	McLean, Kirk	1990.91
Huber, Willie	1987.88	Ledyard, Grant	1986.87 to 1987.88	McLellan, Dave	1987.88 to 1997.98
Hubick, Greg	1979.80	Leeb, Brad	1997.98	McLellan, Brandon	2016.17
Hughes, John	1979.80	Leeman, Gary	1999.00, 2001.02	McNab, Peter	2014.15
<b>Hughes, Quinn</b>	<b>2018.19</b>	Leipsic, Brendan	1994.95	McNab, Peter	1983.84 to 1984.85
Hunter, Tim	1992.93 to 1995.96		2017.18 to 2018.19	McSheffrey, Bryan	1972.73 to 1973.74
Hurlburt, Bob	1974.75			McVicar, Rob	2005.06
Huscroft, Jamie	1997.98 to 1998.99			Meehan, Gerry	1974.75

# ALL-TIME ROSTER

Megna, Jayson 2016.17 to 2017.18  
 Melnyk, Larry 1987.88 to 1989.90  
 Messier, Mark 1997.98 to 1999.00  
 Michaelis, Marc 2020.21  
 Michaud, Alfie 1999.00  
 Miller, Aaron 2007.08  
**J.T. Miller** 2019.20 to  
 Miller, Ryan 2014.15 to 2016.17  
 Minor, Gerry 1979.80 to 1983.84  
 Mitchell, Willie 2006.07 to 2009.10  
 Mogilny, Alexander 1995.96 to 1999.00  
 Mojzis, Tomas 2005.06  
 Molin, Lars 1981.82 to 1983.84  
 Molino, Griffen 2016.17  
 Momesso, Sergio 1990.91 to 1994.95  
 Monahan, Garry 1974.75 to 1977.78  
 Moran, Brad 2006.07  
 Morin, Stephane 1992.93 to 1993.94  
 Morrison, Brendan 1999.00 to 2007.08  
 Morrison, Dave 1984.85  
 Moss, Tyler 2002.03  
**Motte, Tyler** 2017.18 to  
 Muckalt, Bill 1998.99 to 1999.00  
 Murphy, Rob 1987.88 to 1991.92  
 Murray, Bob 1974.75 to 1976.77  
**Myers, Tyler** 2019.20 to  
 Murzyn, Dana 1990.91 to 1998.99

## N

Namestnikov, John 1993.94 to 1996.97  
 Naslund, Markus 1995.96 to 2007.08  
 Nedved, Petr 1990.91 to 1992.93  
 Neely, Cam 1983.84 to 1985.86  
 Nemchinov, Sergei 1996.97  
 Nill, Jim 1981.82 to 1983.84  
 Nilsson, Anders 2017.18 to 2018.19  
 Noonan, Brian 1996.97 to 1997.98  
 Nordmark, Robert 1988.89 to 1990.91  
 Noronen, Mika 2005.06  
 Nychozat, Lawrence 2008.09

## O

Oberg, Evan 2009.10 to 2010.11  
 O'Brien, Shane 2008.09 to 2009.10  
 Oddleifson, Chris 1973.74 to 1980.81  
 Odjick, Gino 1990.91 to 1997.98  
 O'Flaherty, Gerry 1972.73 to 1977.78  
 Ohlund, Mattias 1997.98 to 2008.09  
 Oksiuta, Roman 1994.95 to 1995.96  
 O'Neil, Paul 1973.74  
 Oreskovich, Victor 2010.11 to 2011.12  
 O'Sullivan, Chris 1999.00  
 Ouellet, Maxime 2005.06  
 Ouellet, Michel 2008.09

## P

Pahlsson, Samuel 2011.12  
 Paiement, Rosaire 1970.71 to 1971.72  
 Parent, Ryan 2010.11  
 Park, Richard 2005.06  
**Pearson, Tanner** 2018.19 to  
 Peca, Mike 1993.94 to 1994.95  
 Pedan, Andrey 2015.16  
 Pederson, Barry 1986.87 to 1989.90  
 Pederson, Denis 1999.00 to 2001.02  
 Pelletier, Pascal 2013.14  
 Perrault, Joel 2010.11  
 Peterson, Brent 1985.86 to 1986.87  
 Petit, Michel 1982.83 to 1987.88

## Pettersson, Elias

2018.19 to  
 Pettinger, Matt 2007.08, 2009.10  
 Pinizzotto, Steve 2012.13  
 Plavsic, Adrien 1989.90 to 1994.95  
 Popiel, Poul 1970.71 to 1971.72  
 Potvin, Felix 1999.00 to 2000.01  
 Pouliot, Derrick 2017.18 to 2018.19  
 Pratt, Tracy 1973.74 to 1975.76  
 Primeau, Kevin 1980.81  
 Pronger, Sean 2003.04  
 Prust, Brandon 2015.16  
 Pyatt, Taylor 2006.07 to 2008.09

## Q

Quinn, Dan 1989.90 to 1990.91  
 Quinn, Pat 1970.71 to 1971.72

## R

Rafferty, Brogan 2018.19 to 2020.21  
**Rathbone, Jack** 2020.21 to  
 Ratushny, Dan 1992.93  
 Raycroft, Andrew 2009.10  
 Raymond, Mason 2007.08 to 2012.13  
 Reaume, Marc 1970.71  
 Reid, Brandon 2003.04, 2006.07  
 Reinhart, Paul 1988.89 to 1989.90  
 Rendulic, Borna 2016.17  
 Richardson, Brad 2013.14 to 2014.15  
 Richardson, Glen 1975.76  
 Richter, Dave 1986.87 to 1987.88  
 Ridley, Curt 1975.76 to 1977.78  
 Ridley, Mike 1979.80  
 Ritchie, Byron 1995.96 to 1996.97  
 Rizzuto, Garth 2007.08  
 Roberts, David 1970.71  
 Robertsson, Bert 1996.97 to 1997.98  
 Robertsson, Bert 1997.98 to 1998.99  
 Robitaille, Mike 1974.75 to 1976.77  
 Rochefort, Leon 1974.75 to 1975.76  
 Rodin, Anton 2016.17  
 Rohlicek, Jeff 1987.88 to 1988.89  
 Rohlin, Leif 1995.96 to 1996.97  
 Rome, Aaron 2009.10 to 2011.12  
 Ronning, Cliff 1990.91 to 1995.96  
 Rota, Darcy 1979.80 to 1983.84  
 Roussel, Antoine 2018.19 to 2020.21  
 Roy, Derek 2012.13  
 Rucinsky, Martin 2003.04  
 Ruutu, Christian 1994.95  
 Ruutu, Jarkko 1999.00 to 2005.06  
 Ryan, Prestin 2005.06  
 Rypien, Rick 2005.06 to 2010.11

## S

Sabourin, Dany 2006.07  
 Salo, Sami 2002.03 to 2011.12  
 Samuelsson, Mikael 2009.10 to 2011.12  
 Sanderson, Derek 1976.77  
 Sanderson, Geoff 1997.98, 2003.04  
 Sandlak, Jim 1985.86 to 1992.93  
 Sanford, Curtis 1995.96  
 Santala, Tommi 2007.08 to 2008.09  
 Santorelli, Mike 2006.07  
 Saunders, David 2013.14  
 Sautner, Ashton 1987.88  
 Sauve, Yann 2017.18 to 2020.21  
 Sbisva, Luca 2010.11, 2013.14  
 Scatchard, Dave 2014.15 to 2016.17  
 1997.98 to 1999.00

Schaefer, Peter 1998.99 to 2001.02, 2010.11  
 Schaller, Tim 2018.19 to 2019.20  
 Schella, John 1970.71 to 1971.72  
 Schenn, Luke 2018.19  
 Schliebener, Andy 1981.82,  
 1983.84 to 1984.85  
 Schmautz, Bobby 1970.71 to 1973.74  
 1980.81  
 Schmidt, Nate 2020.21  
 Schneider, Cory 2008.09 to 2012.13  
 Schneider, Mathieu 2009.10  
 Schroeder, Jordan 2012.13 to 2013.14  
 Schultz, Jesse 2006.07  
 Schwab, Corey 1999.00  
 Sedin, Daniel 2000.01 to 2017.18  
 Sedin, Henrik 2000.01 to 2017.18  
 Sedlbauer, Ron 1974.75 to 1979.80  
 Seguin, Danny 1970.71, 1973.74  
 Semak, Alexander 1996.97  
 Semenov, Anatoli 1992.93  
 Sestito, Tom 2012.13 to 2014.15  
 Shannon, Ryan 2007.08  
 Sharifjanov, Vadim 1999.00  
 Shinkaruk, Hunter 2015.16  
 Shirokov, Sergei 2009.10 to 2010.11  
 Shore, Drew 2016.17  
 Sillinger, Mike 1995.96 to 1997.98  
 Skille, Jack 2016.17  
 Skriko, Petri 1984.85 to 1990.91  
 Skudra, Peter 2001.02 to 2002.03  
 Slegre, Jiri 1992.93 to 1994.95, 2003.04  
 Sly, Darryl 1970.71  
 Smith, Brad 1978.79 to 1979.80  
 Smith, Doug 1988.89 to 1989.90  
 Smith, Gary 1973.74 to 1975.76  
 Smith, Nathan 2003.04 to 2006.07  
 Smolinski, Bryan 2006.07  
 Smyl, Stan 1978.79 to 1990.91  
 Snepets, Harold 1974.75 to 1983.84  
 1988.89 to 1989.90  
 Snow, Garth 1997.98 to 1999.00  
 Sobchuk, Gene 1973.74  
 Sopen, Brent 1998.99 to 2003.04,  
 2006.07  
 Speck, Fred 1971.72  
 Spooner, Ryan 2018.19  
 Spruce, Andy 1976.77  
 Staios, Steve 1996.97 to 1998.99  
 Stanley, Daryl 1987.88 to 1989.90  
 Stanton, Ryan 2013.14 to 2014.15  
 Stapleton, Mike 2000.01  
 Stecher, Troy 2016.17 to 2019.20  
 Stern, Ronnie 1987.88 to 1990.91  
 Stevens, Mike 1984.85  
 Stewart, Ralph 1970.71,  
 1976.77 to 1977.78  
 Stewart, Ron 1971.72  
 Stojanov, Alek 1994.95 to 1995.96  
 Stone, Steve 1973.74  
 Strudwick, Jason 1997.98 to 2001.02  
 Sturm, Marco 2011.12  
 Sulzer, Alexander 2011.12  
 Summanen, Raimo 1986.87 to 1987.88  
 Sundin, Mats 2008.09  
 Sundstrom, Patrik 1982.83 to 1986.87  
**Sutter, Brandon** 2015.16 to  
 Sutter, Rich 1986.87 to 1989.90  
 Sweatt, Bill 2011.12 to 2012.13  
 Sweatt, Lee 2010.11

## T

Tallon, Dale	1970.71 to 1972.73
Tambellini, Jeff	2010.11
Tambellini, Steve	1985.86 to 1987.88
Tanev, Chris	2010.11 to 2019.20
Tannahill, Don	1972.73 to 1973.74
Tanti, Tony	1982.83 to 1989.90
Taylor, Ted	1970.71 to 1971.72
Teves, Josh	2018.19 to 2020.21
Tezikov, Alexei	2001.02
Toffoli, Tyler	2019.20
Tikkanen, Esa	1995.96 to 1996.97
Torres, Raffi	2010.11
Tremblay, Yannick	2006.07
Tryamkin, Nikita	2015.16 to 2016.17
Tudor, Rob	1978.79 to 1979.80

## V

Vaananen, Ossi	2008.09
Vaic, Lubomir	1997.98, 1999.00
Vaive, Rick	1979.80
Valk, Garry	1990.91 to 1992.93
Vanek, Thomas	2017.18
Vasiljevs, Herbert	2001.02
Ververgaert, Dennis	1973.74 to 1978.79
Vey, Linden	2014.15 to 2015.16
Vesey, Jimmy	2020.21
Veysey, Sid	1977.78
Vilgrain, Claude	1987.88
Virtanen, Jake	2015.16 to 2020.21
Volpatti, Aaron	2010.11 to 2012.13
Vrbata, Radim	2014.15 to 2015.16

## W

Walker, Scott	1994.95 to 1997.98
Walter, Ryan	1991.92 to 1992.93
Walton, Mike	1975.76 to 1977.78
Ward, Dixon	1992.93 to 1993.94
Ward, Ron	1971.72
Warriner, Todd	2001.02 to 2002.03
Washburn, Steve	1998.99
Weaver, Mike	2007.08
Weber, Yannik	2013.14 to 2015.16
Weekes, Kevin	1998.99 to 1999.00
Weeks, Steve	1987.88 to 1990.91
Weinrich, Eric	2005.06
Weise, Dale	2011.12 to 2013.14
Wellwood, Kyle	2008.09 to 2009.10
Welsh, Jeremy	2013.14
Whitmore, Kay	1992.93 to 1994.95
Wickenheiser, Doug	1987.88
Wilcox, Barry	1972.73, 1974.75
Wiley, Jim	1974.75 to 1976.77
Wilkins, Barry	1970.71 to 1974.75
Williams, Tiger	1979.80 to 1983.84
Wilson, Dunc	1970.71 to 1972.73 1978.79
Wiste, Jim	1970.71
Woodley, Dan	1987.88
Wotton, Mark	1994.95, 1996.17 to 1997.98
Wright, John	1972.73 to 1973.74

## Y

York, Harry	1998.99 to 1999.00
Young, Howie	1970.71
Young, Wendell	1985.86 to 1986.87

## Z

Zalewski, Michael	2013.14 to 2016.17
Zetterstrom, Lars	1978.79
Zezel, Peter	1997.98 to 1998.99



# ALL-TIME UNIFORM NUMBERS

1

Murray Bannerman, Bruce Bullock, Sean Burke, Ed Dyck, Ken Elacott, George Gardner, Glen Hanlon, Johan Hedberg, Charlie Hodge, Roberto Luongo, Kirk McLean, Maxime Ouellet, Peter Skudra, Gary Smith, Dunc Wilson, Wendell Young.

2

Jim Agnew, Gary Doak, Jocelyn Guevremont, Kevan Guy, Doug Halward, Dan Hamhuis, Ken Hammond, Willie Huber, Ian Kidd, Frantisek Kucera, Craig Levie, Dave Logan, Bob Manno, John Namestnikov, Mattias Ohlund, Mike Robitaille, Luke Schenn, Lars Zetterstrom.

3

Kevin Bieksa, Doug Bodger, Larry Bolonchuk, Garth Butcher, Keith Carney, Bob Dailey, Anders Eldebrink, Bret Hedican, Doug Lidster, Lars Lindgren, Joe McDonnell, Michel Petit, Pat Quinn, Brogan Rafferty, Brent Sopel.

4

Keith Ballard, Nolan Baumgartner, Jordie Benn, Jim Benning, Luc Bourdon, Rob Davison, Ab DeMarco, Michael Del Zotto, Gerald Diduck, Greg Hawgood, Randy Holt, John Hughes, Frantisek Kucera, Justin Kurtz, Rick Lanz, Grant Ledyard, Bryan McCabe, Aaron Miller, Brent Sopel, Josh Teves, Mike Walton, Barry Wilkins, Mark Wotton.

5

Bryan Allen, John Arbour, Garth Butcher, Colin Campbell, Larry Carriere, Christian Ehrhoff, Oscar Fantenberg, Jason Garrison, Larry Goodenough, Marc-Andre Gragnani, Jim Hargreaves, Sheldon Kneggesjer, Zenith Komarniski, Lukas Krajicek, Bob Manno, Dana Murzyn, Tracy Pratt, Derrick Pouliot, Luca Sbisa, John Schella, Darryl Sly, Brad Smith, Ossi Vaananen.

6

Adrian Aucoin, **Brook Boeser**, Dennis Kearns, Robert Nordmark, Adrien Plavsic, Marc Reaume, Dave Richter, Sami Salo, Andy Schliebener, Alexei Tezikov, Yannick Weber, Howie Young.

7

David Booth, Andre Boudrias, Tony Currie, Dave Fortier, Robb Gordon, Jamie Huscroft, Gary Lupul, Pit Martin, Gerry Minor, Brendan Morrison, Barry Pederson, Dan Quinn, David Roberts, Cliff Ronning, Linden Vey, Sid Veysey.

8

Greg G. Adams, Jozef Balej, Jordie Benn, Rick Bright, Donald Brashear, Wayne Connelly, Taylor Hall, Danny Johnson, Moe Lemay, Marek Malik, Peter McNab, Gerry Meehan, Willie Mitchell, Jim Nil, Bobby Schmautz, Alek Stojanov, Chris Tanev, Eric Weinrich.

9

Ivan Boldirev, Russ Courtnall, Harold Druken, Ed Hatoum, Cody Hodgson, Zack Kassian, Mike Keane, Brendan Leipsic, Gary Leeman, Don Lever, Brad May, Andrew McBain, **J.T. Miller**, Brandon Prust, Taylor Pyatt, Bobby Schmautz, Jack Skille, Mike Stapleton, Dale Tallon, Tony Tanti, Lubomir Vaic, Ryan Walter, Jim Wiste.

10

Rick Blight, Brian Bradley, Pavel Bure, Drew Callander, Geoff Courtnall, Ray Cullen, Tony Currie, Bill Derlago, Anders Eldebrink, Jere Gillis, Ryan Johnson, Jean-Marc Lanthier, Moe Lemay, Trevor Letowski, Don Lever, Brad May, Dave Morrison, Brent Peterson, Bobby Schmautz, Fred Speck, Ronnie Stern, Jeff Tambellini, Esa Tikkanen, Dennis Ververgaert.

**RETIRED NOV.02.13 (BURE).**

11

Wayne Maki, Mark Messier, Chris Oddleifson.

12

Mike Corrigan, Rob Flockhart, Dan Gloor, Leon Rochefort, Stan Smyl, Ron Stewart, Barry Wilcox, Jim Wiley.

**RETIRED NOV.03.91 (SMYL).**

13

Nick Bonino, Mike Brown, Artem Chubarov, Jayce Hawryluk, Lars Lindgren, Griffen Molino, Sergei Nemchinov, Matt Pettinger, Steve Pinizzotto, Mats Sundin, Raffi Torres, Jeremy Welsh.

14

Jesse Belanger, Lonny Bohonos, Steve Bozek, Alex Burrows, Bob Cook, Geoff Courtnall, Larry Courville, Peter Foko, Jere Gillis, Darby Hendrickson, Josh Holden, Scott Lachance, Moe Lemay, Blair MacDonald, Dennis McCord, Chris Oddleifson, Brandon Reid, Geoff Sanderson, Bobby Schmautz, Danny Seguin, Steve Stone, Raimo Summanen, Tony Tanti, Doug Wickenheiser, Jim Wiste, John Wright.

15

Brent Ashton, Neil Belland, Drake Berehowsky, Paulin Bordeleau, Mike Brown, J.J. Daigneault, Derek Dorset, Jim Dowd, Harold Druken, Tom Fergus, Dave Gagner, Tanner Glass, **Matthew Highmore**, Hillard Graves, Pat Kavanagh, John McIntyre, Rosaire Paiement, Adrien Plavsic, Sean Pronger, Brad Richardson, Byron Ritchie, Derek Roy, Rick Rypien, Peter Schaefer, Ryan Spooner, Marco Sturm, Rich Sutter, Aaron Volpatti, Todd Warriner.

16

Per-Olov Brasar, Brad Gassoff, Dan Hodgson, Mark Kirtson, Stu Kulak, Trevor Linden, Don Tannahill, Ted Taylor, Barry Wilcox, Jim Wiley.

**RETIRED DEC.17.08 (LINDEN).**

17

Drake Berehowsky, Lonny Bohonos, Jerry Butler, Drew Callander, Jimmy Carson, Jose Charbonneau, Tony Currie, Nic Dowd, Larry Gould, Todd Hawkins, Jan Hlavac, Ryan Kesler, Jason King, Vladimir Krutov, Paul Lawless, Josh Leivo, Bill Muckalt, Rob Murphy, Paul O'Neil, Mike Ridley, Anton Rodin, Jeff Rohlicek, Ron Sedlbauer, Danny Seguin, Vadim Sharifjanov, Patrik Sundstrom, Radim Vrbata, Dixon Ward, Ron Ward, Doug Wickenheiser, John Wright, Howie Young.

18

Shawn Antoski, Cam Barker, Steve Bernier, Ken Berry, Marc Crawford, Troy Crowder, Fedor Fedorov, Rory Fitzpatrick, Rob Flockhart, Larry Gould, John Grisdale, Ron Homeniuk, Steve Kariya, Jason King, Robert Kron, Mike Lampman, Igor Larionov, Jim Mair, Mark Macari, Richard Park, Paul Popiel, Bert Robertson, Darcy Rota, Geoff Sanderson, Peter Schaefer, Brad Smith, Ryan Stanton, Chris Tanev, Rick Vaive, Jake Virtanen, Mike Weaver.

19

Claire Alexander, Ron Delorme, Dale Dunbar, Roland Eriksson, Steve Hazlett, Greg Hubick, Tim Hunter, Richard Lemieux, Kris Maney, Mario Marois, Markus Naslund, Petr Nedved, Glen Richardson, Derek Sanderson, Jim Sandlak, Ron Stewart, Dale Tallon, Rob Tudor, Jim Wiley, **RETIRED DEC.11.10 (NASLUND).**

20

Drew Callander, Jose Charbonneau, Jeff Cowan, Bill Derlago, Guillaume Desbines, George Gardner, Jim Hargreaves, Chris Higgins, John Hughes, Ryan Kesler, Bobby Lalonde, Darren Langdon, Grant Martin, Andrew McBain, Gerry Minor, John Namestnikov, Ryan Parent, Dennis Pederson, Christian Ruuttu, Dave Scatchard, Bobby Schmautz, Jesse Schultz, Alexander Semak, Anatoli Semenov, Ronnie Stern, **Brandon Sutter**, Steve Tambellini.

21

John Arbour, Magnus Arvedsson, Peter Bakovic, Dave Balon, Tyler Bouck, Craig Coxie, Zac Dalpe, **Loui Eriksson**, Jere Gillis, John Gould, Doug Halward, Ivan Hlinka, Josh Holden, Dennis Kearns, Zenith Komarniski, Jyrki Lumme, Brandon McMillan, Rob Murphy, Cam Neely, Mason Raymond, Doug Smith, Bryan Smolinski, Gene Sobchuk, **Brandon Sutter**.

22

Greg C. Adams, Gregg Boddy, Jeff Brown, Larry Courville, Craig Coxie, Robert Dirk, Jocelyn Guevremont, Dan Hodgson, Dave Lowry, Bob Manno, Markus Naslund, Garth Rizzuto, Daniel Sedin, Andy Spruce, Tiger Williams, Peter Zedel.

**RETIRED FEB.12.20 (D. SEDIN).**

23

Murray Baron, Marc Bergevin, Sean Brown, Alex Edler, Neil Eisenhut, Martin Gelinas, Thomas Gradin, Martin Grenier, Murray Hall, Dan Hodgson, Bryan McCabe, Gerry O'Flaherty, Paul Reinhart, Garry Valk, Dan Wooley.

24

Jonas Andersson, Reid Boucher, Bruce Bullock, Jack Capuano, Matt Cooke, Adam Cracknell, Tony Currie, Raphael Diaz, Dave Dunn, Ed Dyck, Cory Fraser, Don Gibson, Randy Gregg, Darcy Hordichuk, Tom Kurvers, Doug Lidster, Len Lunde, Mark Mancari, Bryan McSheffrey, Larry Melnyk, Garry Monahan, Michel Petit, Jiri Slegr, Ralph Stewart, Jimmy Vesey, Scott Walker.

# ALL-TIME UNIFORM NUMBERS

## 25

Kris Beech, Kevin Bieksa, David Bruce, Andrew Cassels, Andrew Ebbett, Josh Green, Dan Kesa, Orland Kurtenbach, Nathan Lafayette, Doug Lidster, Mats Lindgren, Al MacAdam, Jim Mair, Jacob Markstrom, Kevin McCarthy, Stephane Morin, Michel Ouellet, Matt Pettinger, Brogan Rafferty, Jim Sandlak, Mike Santorelli, Sergei Shirokov, Steve Staios, Ralph Stewart, Alek Stojanov, Rod Tudor.

## 26

Bruce Affleck, Jim Agnew, Ken Block, Brandon Convery, Frank Corrado, Joseph Cramarossa, Emerson Etem, George Gardner, Tim Hunter, Bob Hurlburt, Trent Klatt, Don Kozak, Steve McCarthy, Bryan McSheffrey, Gerry Meehan, Lars Molin, Stephane Morin, Bob Murray, Samuel Pahlsson, Antoine Roussel, Martin Rucinsky, Mikael Samuelsson, Tommi Santala, Ryan Shannon, Mike Sillinger, Petri Skriko, Ralph Stewart, Steve Stone, Thomas Vanek, Tiger Williams.

## 27

Shawn Antoski, Todd Bertuzzi, Randy Boyd, Mike Brown, Glen Cochrane, Brandon Convery, Craig Coxie, Lee Goren, **Travis Hamonic**, Ben Hutton, Brad Isbister, Mikko Jokela, Jerry Korab, Jason Krog, John LeBlanc, Manny Malhotra, Shawn Matthias, Brad Maxwell, Sergio Momesso, Leif Rohlin, Mathieu Schneider, Harold Snepstas, Mark Wotton, Harry York.

## 28

Luc Bourdon, Donald Brashear, Mel Bridgman, Wade Brookbank, Rod Buskas, Jerry Butler, Dave Capuano, Mike Christie, Craig Coxie, Marc Crawford, Rob Flockhart, Brian Glynn, Larry Goodenough, Taylor Hall, Bryan Helmer, Chris Joseph, Joey Kocur, Jean-Marc Lanthier, John LeBlanc, Brian Noonan, Roman Oksiuta, Dan Ratushny, Yannick Tremblay, Rick Vaive, Steve Washburn.

## 29

Randy Boyd, Jiri Bubla, Glen Cochrane, Patrick Coulombe, Philip Holm, Jason Jaffray, Kris Manery, Jack McIlhargey, Gino Odjick, Andrey Pedan, Felix Potvin, Kevin Primeau, Aaron Rome, Ashton Sautner, Peter Schaefer, Tom Sestito, Nathan Smith, Daryl Stanley, Herbert Vasiljevs.

## 30

Martin Brochu, Gary Bromley, Bruce Bullock, Frank Caprice, Jacques Caron, Louis Domingue, Ed Dyck, Joacim Eriksson, Mike Fountain, George Gardner, Jason LaBarbera, Ken Lockett, Cesare Maniago, Steve McKichan, Dave McLeland, Ryan Miller, Tyler Moss, Andrew Raycroft, Garth Snow, Dunc Wilson.

## 31

Shawn Antoski, Bruce Bullock, Troy Gamble, John Garrett, Rick Heinz, Corey Hirsch, Eddie Lack, Drew MacIntyre, Bob Mason, Marek Mazanec, Anders Nilsson, Mika Noronen, Lubomir Vaic, Steve Weeks, Dunc Wilson.

## 32

Jim Agnew, Richard Bachman, Peter Bakovic, Robin Bartel, Neil Belland, Tyler Bouck, Marc Chouinard, Craig Coxie, Murray Craven, Bruce Holloway, Arturs Irbe, Chris Joseph, Ian Kidd, Dean Malkoc, Brad May, Lawrence Nycholat, Joel Perrault, Corey Schwab, Dale Weise.

## 33

Marc Crawford, Tim Lenardon, Jay Mazur, Alfie Michaud, Mike Peca, Jim Sandlak, David Saunders, Henrik Sedin, Mike Stevens, Steve Weeks.

**RETIRED FEB.12.20 (H. SEDIN).**

## 34

Neil Belland, Byron Bitz, Jassen Cullimore, Guillaume Desbiens, Neil Eisenhut, Ian Kidd, Brad Lukowich, Brett MacDonald, Rob McVicar, Jeff Rohlicek, Jason Strudwick, Claude Vilgrain.

## 35

Alex Auld, Richard Brodeur, Bruce Bullock, **Thatcher Demko**, Ed Dyck, Bob Essensa, Troy Gamble, Curt Ridley, Dany Sabourin, Cory Schneider, Kevin Weekes, Kay Whitmore.

## 36

Jim Agnew, Ryan Bonni, Josh Green, Jannik Hansen, **Nils Högländer**, Dane Jackson, Jussi Jokinen, Brian Loney, Chris McAllister.

## 37

Brandon Reid, Jarkko Ruutu, Rick Rypien.

## 38

**Justin Bailey**, Jan Bulis, Pavol Demitra, Todd Hawkins, Derek Joslin, Brad Leeb, Victor Oreskovich.

## 39

Enrico Ciccone, Dan Cloutier, Brandon Defazio, Cody Hodgson, Brad Moran, Chris O'Sullivan.

## 40

Michael Grabner, Maxim Lapierre, **Elias Pettersson**, Michael Zalewski.

## 41

Andrew Alberts, Robin Bawa, **Jonah Gadjovich**, Ronalds Kenins, Prestin Ryan, Curtis Sanford.

## 42

Sven Baertschi, Josef Beranek, Alexander Burmistrov, Ben Ferriero, Drew Shore, Bill Sweatt, Kyle Wellwood.

## 43

Don Gibson, **Quinn Hughes**, Pat Kavanagh.

## 44

Dave Babych, Matt Bartkowski, Nolan Baumgartner, Todd Bertuzzi, Adam Clendening, Andrew Gordon, Tyler Graovac, Erik Gudbranson, Rob Murphy, Pascal Pelletier.

## 45

Michael Chaput, Nicklas Jensen, Nathan Imler, Tomas Mojzis.

## 46

Mike Brown, Jayson Megna, Jordan Schroeder.

## 47

Sven Baertschi, Yann Sauve.

## 48

Cam Brown, Olli Juolevi, Hunter Shinkaruk, Bert Robertsson.

## 49

Darren Archibald, Alex Bolduc, Zack FitzGerald, Braden Holtby.

## 50

Brendan Gaunce.

## 51

Derek Dorsett, Troy Stecher.

## 52

Sven Butenschon, Alexander Sulzer.

## 53

**Bo Horvat.**

## 54

Kellan Lain, Aaron Volpatti.

## 55

Alex Biega, **Guillaume Brisebois**, Ed Jovanovski, Shane O'Brien.

## 56

**Guillaume Brisebois**, Alex Friesen, Mike McKenna, Marc Michaelis.

## 57

**Tyler Myers.** Lee Sweatt.

## 58

Taylor Fedun, Robert Kron, **William Lockwood.**

## 59

Ashton Sautner, Tim Schaller.

## 60

Markus Granlund.

## 61

Evan McEnery.

## 62

Mario Bliznak, Joseph LaBate.

## 63

Jalen Chatfield, Philip Larsen.

## 64

**Tyler Motte.** Evan Oberg, Borna Rendulic.

## 65

Alexandre Grenier.

## 66

Gino Odjick.

## 70

**Tanner Pearson.**

# ALL-TIME UNIFORM NUMBERS

71

Zack MacEwen, Jiri Slegr.

72

Peter Schaefer.

73

Tyler Toffoli.

75

**Michael DiPietro.**

77

Anson Carter, Nikolay Goldobin.

78

Kole Lind.

79

Mike Duco, **Micheal Ferland.**

81

Fedor Fedorov.

82

Nikolay Goldobin.

83

Jay Beagle.

88

Adam Gaudette, Nate Schmidt, Nikita Try-  
amkin.

89

Sam Gagner, Alexander Mogilny.

91

Jared McCann.

95

Justin Bailey

96

Pavel Bure, Adam Gaudette.

# ALL-TIME DRAFT SELECTIONS

## 2021

2	41	Danila Klimovich	C	Minskie Zubry
5	137	Aku Koskenvuo	G	HIFK U20
5	140	Jonathan Myrenberg	D	Linköping HC J20
6	169	Hugo Gabrielson	D	Frolunda HC J20
6	178	Connor Lockhart	RW	Erie Otters
7	201	Lucas Forsell	LW	Färjestad BK J20

## 2020

3	82	Joni Jurmo	D	Jokerit U-20
4	113	Jackson Kunz	C	Green Bay
5	144	Jacob Truscott	D	U. of Michigan
6	175	Dmitri Zlodeyev	C	MHK Dynamo
7	191	Viktor Persson	D	Brynas JF U20

## 2019

1	10	Vasily Podkolzin	RW	St. Petersburg
2	40	Nils Hoglander	LW	Rogle
4	122	Ethan Keppen	LW	Flint
5	133	Carson Focht	C	Calgary
6	156	Arturs Silovs	G	Riga 2
6	175	Karel Plasek	RW	Brno
6	180	Jack Malone	RW	Youngstown
7	195	Aidan McDonough	LW	Northeastern
7	215	Arvid Costmar	C	Linköping Jr.

## 2018

1	7	Quinn Hughes	D	Michigan
2	37	Jett Woo	D	Moose Jaw
3	68	Tyler Madden	C	Central Illinois/Tri-City
5	130	Toni Utunen	D	Leki/Tappara
6	186	Artyom Manukyan	RW	Avangard Omsk
7	192	Matthew Thiessen	G	Steinbach

## 2017

1	5	Elias Pettersson	C	Timra
2	33	Kole Lind	RW	Kelowna
2	55	Jonah Gadjovich	LW	Owen Sound
3	64	Michael DiPietro	G	Windsor
4	95	Jack Rathbone	D	Dexter School
5	135	Kristoffer Gunnarsson	D	Frolunda
6	181	Petrus Palmu	RW	Owen Sound
7	188	Matt Brassard	D	Oshawa

## 2016

1	5	Olli Juolevi	D	London
3	64	William Lockwood	RW	USA U-18
5	140	Cole Candella	D	Hamilton
6	154	Jakob Stukel	LW	Calgary
7	184	Rodrigo Abols	C	Portland
7	194	Brett McKenzie	C	North Bay

## 2015

1	23	Brook Boeser	RW	Waterloo
2	66	Guillaume Brisebois	D	Acadie-Bathurst
3	114	Dmitry Zhukenov	C	Omsk 2
4	144	Carl Neill	D	Sherbrooke
5	149	Adam Gaudette	C	Cedar Rapids
6	174	Lukas Jasek	RW	Trinec
7	210	Tate Olson	D	Prince George

## 2014

1	6	Jake Virtanen	LW	Calgary
1	24	Jared McCann	C	Sault Ste. Marie
2	36	Thatcher Demko	G	Boston College
3	66	Nikita Tryamkin	D	Yekaterinburg
5	126	Gustav Forsling	D	Linköping
6	156	Kyle Pettit	C	Erie
7	186	Mackenzie Stewart	D	Prince Albert

## 2013

1	9	Bo Horvat	C	London
1	24	Hunter Shinkaruk	F	Medicine Hat
3	85	Cole Cassels	C	Oshawa
4	115	Jordan Subban	D	Belleville
5	145	Anton Cederholm	D	Rogle Jr.
6	175	Mike Williamson	D	Spruce Grove
7	205	Miles Liberati	D	London

## 2012

1	26	Brendan Gaunce	C	Belleville
2	57	Alexandre Mallet	C	Rimouski
5	147	Ben Hutton	D	Kemptville/Nepean
6	177	Wesley Myron	F	Victoria
7	207	Matthew Beattie	LW	Phillips Exeter Academy

## 2011

1	29	Nicklas Jensen	F	Oshawa
3	71	David Honzik	G	Victoriaville
3	90	Alexandre Grenier	RW	Quebec
4	101	Ryoga Labate	C	Holy Angels
4	120	Ludwig Blomstrand	D	Djurgarden Jr.
5	150	Frank Corrado	D	Sudbury
6	180	Patrick Westerholm	C	Malmö
7	210	Henrik Tommernes	D	Frolunda

## 2010

4	115	Patrick McNally	D	Milton Academy
5	145	Adam Polasek	D	P.E.I.
6	172	Alex Friesen	C	Niagara
6	175	Jonathan Ilahti	G	SM-liiga
7	205	Sawyer Hannay	D	Halifax

## 2009

1	22	Jordan Schroeder	C	Minnesota
2	53	Anton Rodin	RW	U-20 Sweden
3	83	Kevin Connaught	D	Western Michigan
4	113	Jeremy Price	D	Nepean
5	143	Peter Andersson	D	Frolunda Jr.
6	173	Joe Cannata	G	Merrimack College
7	187	Steven Anthony	LW	Saint John

## 2008

1	10	Cody Hodgson	C	Brampton
2	41	Yann Sauve	D	Saint John
5	131	Prab Rai	RW	Seattle
6	161	Mats Froshaug	LW	Linköping/Nyköping
7	191	Morgan Clark	G	Red Deer

## 2007

1	25	Patrick White	C	Tri-City
2	33	Taylor Ellington	D	Everett
5	145	Charles-Antoine Messier	C	Baie-Comeau
5	146	Ilja Kablukov	C	CSKA Moscow
6	176	Taylor Matson	F	Des Moines
7	206	Dan Gendur	RW	Everett

## 2006

1	14	Michael Grabner	RW	Spokane
3	82	Daniel Rahimi	D	Bjorkloven
6	163	Sergei Shirokov	RW	CSKA Moscow
6	167	Juraj Simek	W	Kloten Jr.
7	197	Evan Fuller	C	Prince George

## 2005

1	10	Luc Bourdon	D	Val d'Or
2	51	Mason Raymond	LW	Camrose
4	114	Alexandre Vincent	G	Chicoutimi
5	138	Matt Butcher	C	Chilliwack
6	185	Kris Fredheim	D	Notre Dame
7	205	Mario Bliznak	C	Dubnica Jr.

# ALL-TIME DRAFT SELECTIONS

## 2004

1	26	Cory Schneider	G	Phillips-Andover Academy
3	91	Alex Edler	D	Jamtland
4	125	Andrew Sarauer	LW	Langley
5	159	Mike Brown	RW	Michigan
6	189	Julien Ellis	G	Shawinigan
8	254	David Schulz	D	Swift Current
9	287	Jannik Hansen	RW	Rodovre

## 2003

1	23	Ryan Kesler	C	Ohio St.
2	60	Marc-Andre Bernier	RW	Halifax
4	111	Brandon Nolan	C	Oshawa
4	128	Ty Morris	LW	St. Albert
5	160	Nicklas Danielsson	RW	Brynas
6	190	Chad Brownlee	D	Vernon
7	222	F.P. Guenette	C	Halifax
8	252	Sergei Topol	LW	Omsk
8	254	Nathan McIver	D	St. Michael's
9	285	Matthew Hansen	D	Seattle

## 2002

2	49	Kiril Koltsov	D	Omsk
2	55	Denis Grot	D	Elektrostal
3	68	Brett Skinner	D	Des Moines
3	83	Lukas Mensator	G	Karlovy Vary
4	114	John Laliberte	RW	New Hampshire
5	151	Rob McVicar	G	Brandon
7	214	Marc-Andre Roy	RW	Baie-Comeau
7	223	Ilya Kriukov	LW	Elektrostal
8	247	Matt Violin	G	Lake Superior St.
9	277	Thomas Nussli	RW	Zug
9	278	Matt Gens	D	St. Cloud St.

## 2001

1	16	R.J. Umberger	C	Ohio St.
3	66	Fedor Fedorov	C	Sudbury
4	114	Evgeny Gladskikh	RW	SK Magnitogorsk
5	151	Kevin Bieksa	D	Bowling Green
7	212	Jason King	RW	Halifax
8	245	Konstantin Mikhailov	C	HK Nizhnekamsk

## 2000

1	23	Nathan Smith	C	Swift Current
3	71	Thatcher Bell	C	Rimouski
3	93	Tim Branham	D	Barrie
5	144	Pavel Duma	C	Neftekhimik
7	208	Brandon Reid	C	Halifax
8	241	Nathan Barrett	C	Lethbridge
9	272	Tim Smith	C	Spokane

## 1999

1	2	Daniel Sedin	LW	Modo
1	3	Henrik Sedin	C	Modo
3	69	Rene Wydareny	D	Bratislava
5	129	Ryan Thorpe	LW	Spokane
6	172	Josh Reed	D	Vernon
7	189	Kevin Swanson	G	Kelowna
8	218	Markus Kankaanpera	D	Jyp HT Jyvaskyla
9	271	Darrell Hay	D	Tri-City

## 1998

1	4	Bryan Allen	D	Oshawa
2	31	Artem Chubarov	C	Dynamo
3	68	Jarkko Ruutu	LW	HIFK Helsinki
3	81	Justin Morrison	RW	Colorado College
4	90	Regan Darby	D	Tri-City
5	136	David Jonsson	D	Leksand
5	140	Rick Bertran	D	Kitchener
6	149	Paul Cabana	RW	Fort McMurray
7	177	Vince Malts	RW	Hull

8	204	Graig Mischler	C	Northeastern
8	219	Curtis Valentine	LW	Bowling Green
9	232	Jason Metcalfe	D	London

## 1997

1	10	Brad Ference	D	Spokane
2	34	Ryan Bonni	D	Saskatoon
2	36	Harold Druken	D	Detroit
3	64	Kyle Freadrich	LW	Prince George
4	90	Chris Stanley	C	Belleville
5	114	David Darguzas	C	Edmonton
5	117	Matt Cockell	G	Saskatoon
6	144	Matt Cooke	LW	Windsor
6	148	Larry Shapley	D	Welland
7	171	Rod Leroux	D	Seattle
8	201	Denis Martyniuk	LW	Moscow
9	227	Peter Brady	G	Powell River

## 1996

1	12	Josh Holden	C	Regina
3	75	Zenith Komarniski	D	Tri-City
4	93	Jonas Soling	LW	Huddinge
5	121	Tyler Prosofsky	C	Kelowna
6	147	Nolan McDonald	G	U. of Vermont
7	175	Clint Cabana	D	Medicine Hat
8	201	Jeff Scissons	C	Vernon
9	227	Lubomir Vaic	C	HC Kosice

## 1995

2	40	Chris McAllister	D	Saskatoon
3	61	Larry Courville	LW	Oshawa
3	66	Peter Schaefer	LW	Brandon
4	92	Lloyd Shaw	D	Seattle
5	120	Todd Norman	LW	Guelph
6	144	Brent Sopel	D	Swift Current
7	170	Stewart Bodtker	C	Colorado College
8	196	Tyler Willis	RW	Swift Current
9	222	Jason Cugnet	G	Kelowna

## 1994

1	13	Mattias Ohlund	D	Pitea
2	39	Robb Gordon	C	Powell River
2	42	Dave Scatchard	C	Portland
3	65	Chad Allan	D	Saskatoon
4	92	Mike Dubinsky	RW	Brandon
5	117	Yanick Dube	RW	Laval
7	169	Yuri Kuznetsov	C	Omsk
8	195	Rob Trumbley	RW	Moose Jaw
9	221	Bill Muckalt	RW	Kelowna Jr. A
10	247	Tyson Nash	LW	Kamloops
11	273	Robert Longpre	C	Medicine Hat

## 1993

1	20	Mike Wilson	D	Sudbury
2	46	Rick Girard	C	Swift Current
4	98	Dietter Kochan	G	Kelowna
5	124	Scott Walker	D	Owen Sound
6	150	Troy Creurer	D	Notre Dame
7	176	Evgeny Babariko	C	Nizhni Novg.
8	202	Sean Tallaire	RW	Lake Superior St.
10	254	Bert Robertsson	D	Sodertalje
11	280	Sergei Tkachenko	G	Hamilton

## 1992

1	21	Libor Polasek	C	TJ Vitkovice
2	40	Mike Peca	C	Ottawa
2	45	Michael Fountain	G	Oshawa
3	69	Jeff Connolly	C	St. Sebastian's HS
4	93	Brent Tully	D	Peterborough
5	110	Brian Loney	RW	Ohio St. U.
5	117	Adrian Aucoin	D	Boston U.
6	141	Jason Clark	C/LW	St. Thomas Jr. B

# ALL-TIME DRAFT SELECTIONS

7	165	Scott Hollis	RW	Oshawa
9	213	Sonny Mignacca	G	Medicine Hat
10	237	Mark Wotton	D	Saskatoon
11	261	Aaron Boh	D	Spokane

## 1991

1	7	Alek Stojanov	RW	Hamilton Dukes
2	29	Jassen Cullimore	D	Peterborough
3	51	Sean Pronger	C	Bowling Green
5	95	Dan Kesa	RW	Prince Albert
6	117	Evgeny Namestnikov	D	Novgorod
7	139	Brent Thurston	LW	Spokane
8	161	Eric Johnson	RW	Armstrong HS
9	183	David Neilson	LW	Prince Albert
10	205	Brad Barton	D	Kitchener
11	227	Jason Fitzsimmons	G	Moose Jaw
12	249	Xavier Majic	C	R.P.I.

## 1990

1	2	Petr Nedved	C	Seattle
1	18	Shawn Antoski	D	North Bay
2	23	Jiri Slegr	D	Litvinov
4	65	Darin Bader	LW	Saskatoon
5	86	Gino Odjick	LW	Laval
7	128	Daryl Filippek	D	Ferris State
8	149	Paul O'Hagan	D	Oshawa
9	170	Mark Cipriano	RW	Victoria
10	191	Troy Neumeier	D	Prince Albert
11	212	Tyler Ertel	C	North Bay
12	233	Karri Kivi	D	Ilves

## 1989

1	8	Jason Herter	D	North Dakota
2	29	Rob Woodward	LW	Deerfield HS
4	71	Brett Hauer	D	Richfield HS
6	113	Pavel Bure	LW	CSKA
7	134	Jim Revenberg	RW	Windsor
8	155	Rob Sangster	LW	Kitchener
9	176	Sandy Moger	RW	Lake Superior St.
10	197	Gus Morschauer	G	Kitchener
11	218	Hayden O'Rear	D	Alaska
12	239	Darcy Cahill	C	Cornwall
12	248	Jan Bergman	D	Sodertalje

## 1988

1	2	Trevor Linden	RW	Medicine Hat
2	33	Leif Rohlin	D	VIK
3	44	Dane Jackson	RW	Vernon
6	107	Corrie D'Alessio	G	Cornell
6	122	Phil von Stefenelli	D	Boston
7	128	Dixon Ward	RW	Red Deer
8	149	Greg Geldart	C	St. Albert
9	170	Roger Akerstrom	D	Lulea
10	191	Paul Constantin	C	Burlington
11	212	Chris Wolanin	D	Illinois-Chicago
12	233	Stefan Nilsson	RW	Troja

## 1987

2	24	Rob Murphy	C	Laval
3	45	Steve Veilleux	D	Trois-Rivieres
4	66	Doug Torrel	C	Hibbing HS
5	87	Sean Fabian	D	Hill Murray HS
6	108	Garry Valk	RW	Sherwood Pk. HS
7	129	Todd Fanning	G	Ohio St.
8	150	Viktor Tyumenev	C	Spartak
9	171	Craig Daly	D	New Hampton
10	192	John Fletcher	G	Clarkson College
11	213	Roger Hansson	F	Rogle
12	233	Neil Eisenhut	C	Langley Jr. A
12	234	Matt Evo	LW	Country Day HSW

## 1986

1	7	Dan Woodley	C	Portland
3	49	Don Gibson	D	Winkler
4	70	Ronnie Stern	RW	Longueuil
5	91	Eric Murano	C	Calgary
6	112	Steve Herriman	D	Cornwall
7	133	Jon Helgeson	C	Roseau HS
8	154	Jeff Noble	C	Kitchener
9	175	Matt Merton	G	Stratford Jr. B
10	196	Marc Lyons	D	Kingston
11	217	Todd Hawkins	RW	Belleville
12	238	Vladimir Krutov	LW	CSKA

## 1985

1	4	Jim Sandlak	RW	London
2	25	Troy Gamble	G	Medicine Hat
3	46	Shane Doyle	D	Belleville
4	67	Randy Siska	C/LW	Medicine Hat
5	88	Robert Kron	C	Zetor Brno
6	109	Martin Hrstka	LW	Ingstad Brno
7	130	Brian McFarlane	RW	Seattle
8	151	Hakan Ahlund	RW	Orebro
9	172	Curtis Hunt	D	Prince Albert
10	193	Carl Valimont	D	U. of Lowell
11	214	Igor Larionov	C	CSKA
12	235	Darren Taylor	C	Calgary

## 1984

1	10	J.J. Daigneault	D	Longueuil
2	31	Jeff Rohlicek	C	Portland
3	52	David Saunders	LW	St. Lawrence U.
3	55	Landis Chaulk	LW	Calgary
3	58	Mike Stevens	LW	Kitchener
4	73	Brian Bertuzzi	C	Kamloops
5	94	Brett MacDonald	D	North Bay
6	115	Jeff Korchinski	D	Clarkson
7	136	Blaine Chrest	C	Portland
8	157	Jim Agnew	D	Brandon
9	178	Rex Grillo	G	Kamloops
10	198	Ed Lowney	RW	Boston U.
11	219	Doug Clarke	D	Colorado College
12	239	Ed Kister	D	London

## 1983

1	9	Cam Neely	RW	Portland
2	30	David Bruce	RW	Kitchener
3	50	Scott Tottle	RW	Peterborough
4	70	Tim Lorenz	LW	Portland
5	90	Doug Quinn	D	Nanaimo
6	110	Dave Lowry	LW	London
7	130	Terry Maki	LW	Brantford
8	150	John Labatt	C	Minnetonka HS
9	170	Allan Measures	D	Calgary
10	190	Roger Grillo	D	U. of Maine
11	210	Steve Kayser	D	U. of Vermont
12	230	Jay Mazur	RW	Breck HS

## 1982

1	11	Michel Petit	D	Sherbrooke
3	53	Yves Lapointe	LW	Shawinigan
4	71	Shawn Kilroy	G	Peterborough
6	116	Taylor Hall	LW	Regina
7	137	Parie Proft	D	Calgary
8	158	Newell Brown	C	Michigan State
9	179	Don McLaren	RW	Ottawa
10	200	Al Raymond	LW	Niagara Falls
11	221	Steve Driscoll	LW	Cornwall
12	242	Shawn Green	RW	Victoria

# ALL-TIME DRAFT SELECTIONS

## 1981

1	10	Garth Butcher	D	Regina
3	52	Jean-Marc Lanthier	RW	Sorel
4	73	Wendell Young	G	Kitchener
5	105	Moe Lemay	LW	Ottawa
6	115	Stu Kulak	RW	Victoria
7	136	Bruce Holloway	D	Regina
8	157	Petri Skriko	LW	Saipa
9	178	Frank Caprice	G	London
10	199	Rejean Vignola	C	Shawinigan

## 1980

1	7	Rick Lanz	D	Oshawa
3	49	Andy Schliebener	D	Peterborough
4	70	Marc Crawford	LW	Cornwall
5	91	Darrell May	G	Portland
6	112	Ken Berry	LW	Canadian Oly.
7	133	Doug Lidster	D	Colorado College
8	154	John O'Connor	D	U. of Vermont
9	175	Patrik Sundstrom	C	Bjorkloven
10	196	Grant Martin	C	Kitchener

## 1979

1	5	Rick Vaive	RW	Sherbrooke
2	26	Brent Ashton	LW	Saskatoon
3	47	Ken Ellacott	LW	Peterborough
4	68	Arthur Rutland	C	Sault St. Marie
5	89	Dirk Graham	RW	Regina
6	110	Shane Swan	D	Sudbury

## 1978

1	4	Bill Derlago	C	Brandon
2	22	Curt Fraser	LW	Victoria
3	40	Stan Smyl	RW	New Westminster
4	56	Harald Luckner	C	Farjestads
4	57	Brad Smith	RW	Sudbury
6	90	Gerry Minor	C	Regina
7	107	Dave Ross	C	Portland
8	124	Steve O'Neill	LW	Providence
9	141	Charlie Antetomaso	D	Boston College
10	158	Richards Martens	G	New Westminster

## 1977

1	4	Jere Gillis	LW	Sherbrooke
2	22	Jeff Bandura	D	Portland
3	40	Glen Hanlon	G	Brandon
4	56	Dave Morrow	D	Calgary
4	58	Murray Bannerman	G	Victoria
5	76	Steve Hazlett	LW	St. Catherines
6	94	Brian Drumm	LW	Peterborough
7	112	Ray Creasey	C	New Westminster

## 1976

2	26	Bob Manno	D	St. Catherines
3	44	Rob Flockhart	LW	Kamloops
4	62	Elmer Ray	LW	Calgary
5	80	Dick Durston	LW	Victoria
6	98	Rob Tudor	RW	Regina
7	114	Brad Rhiness	C	Kingston
8	122	Stu Ostlund	C	Michigan Tech

## 1975

1	10	Rick Blight	RW	Brandon
2	28	Brad Gassoff	LW	Kamloops
3	46	Norm LaPointe	G	Trois-Rivieres
4	64	Glen Richardson	LW	Hamilton
5	82	Doug Murray	LW	Brandon
6	100	Bob Watson	RW	Flin Flon

7	118	Brian Shmyr	C	New Westminster
8	136	Allan Fleck	LW	New Westminster
9	152	Bob McNiece	D	New Westminster
11	182	Sid Veysey	C	Sherbrooke

## 1974

2	23	Ron Sedlbauer	LW	Kitchener
3	41	John Hughes	D	Toronto
4	59	Harold Snepsts	D	Edmonton
5	77	Mike Rogers	C	Calgary
6	95	Andy Spruce	LW	London
7	113	Jim Clarke	D	Toronto
8	130	Robbie Watt	LW	Flin Flon
9	147	Marc Gaudreault	D	Lake Superior St.

## 1973

1	3	D. Vervegeart	RW	London
1	9	Bob Dailey	D	Toronto
2	19	Paulin Bordeleau	RW	Toronto
3	35	Paul Sheard	RW	Ottawa
4	51	Keith Mackie	D	Edmonton
5	67	Paul O'Neil	C	Boston
6	83	Jim Cowell	C	Ottawa
7	99	Clay Heberton	G	Portland
8	115	John Senkpiel	LW	Vancouver
9	131	Peter Folco	D	Quebec
10	147	Terry McDougall	C	Swift Current

## 1972

1	3	Don Lever	LW	Niagara Falls
2	19	Bryan McSheffrey	RW	Ottawa
3	35	Paul Raymer	LW	Peterborough
4	51	Ron Homenuke	RW	Calgary
5	67	Larry Bolonchuk	D	Winnipeg
6	83	Dave McLelland	G	Brandon
7	99	Dan Gloor	C	Peterborough
8	115	Dennis McCord	D	London
9	131	Steve Stone	RW	Niagara Falls

## 1971

1	3	J. Guevremont	D	Montreal Jr.
2	17	Bobby Lalonde	C	Montreal Jr.
3	39	Richard Lemieux	C	Montreal Jr.
5	59	Mike McNiven	D	Halifax Jr.
6	73	Tim Steeves	RW	Prince Edward Isl.
7	87	Bill Green	D	Notre Dame
8	101	Norm Cherrey	F	U. of Wisconsin
8	102	Bob Murphy	F	Cornwall

## 1970

1	2	Dale Tallon	D	Toronto
2	16	Jim Hargreaves	D	Winnipeg
3	30	Ed Dyck	G	Calgary
4	44	Brent Taylor	F	Estevan
5	58	Bill McFadden	F	Swift Current
6	72	Dave Gilmour	LW	London

## SUPPLEMENTAL DRAFT

1986	22	David Gourlie	D	U. of Denver
1987	18	Steve Johnson	RW	North Dakota
1988	2	Andy Gribble	RW	Bowling Green
	7	Steve McKichan	G	Miami of Ohio
1989	13	Jeff Napierala	RW	Lake Superior St.
1990	2	Paul Dukovac	D	Cornell
	6	N. Krumpfschmid	C	Ferris St.
1991	13	Scott Meehan	D	U. of Lowell

**JUNE 10, 1970**

John Arbour from Pittsburgh for cash.

**JUNE 10, 1970**

Andre Boudrias from St. Louis for 1970 7th and ninth round draft picks.

**DECEMBER 3, 1970**

John Arbour to St. Louis for cash.

**MAY 25, 1971**

Greg Boddy from Montreal for cash and a third round draft pick (Jim Cahoon) in 1971.

**JUNE 8, 1971**

Gary Bredin and John Cunniff from Detroit for Irv Spencer and Bob Dillabough.

**SEPTEMBER 14, 1971**

Ray Comeau to Montreal for cash.

**NOVEMBER 16, 1971**

Ron Stewart, Wayne Connelly and Dave Balon from NY Rangers for Gary Doak and Jim Wiste.

**NOVEMBER 21, 1971**

Bob Cook to Detroit for cash.

**MARCH 5, 1972**

Ron Stewart to NY Rangers for cash.

**MARCH 6, 1972**

Jim Niekamp from Detroit for Ralph Stewart.

**MAY 14, 1973**

Gary Smith and Jerry Korab from Chicago for Dale Tallon.

**MAY 29, 1973**

Larry McIntyre and Murray Heatley from Toronto for Dunc Wilson.

**DECEMBER 10, 1973**

Mike Lampman from St. Louis for John Wright.

**DECEMBER 27, 1973**

John Gould and Tracy Pratt from Buffalo for Jerry Korab.

**FEBRUARY 7, 1974**

Chris Oddleifson, Fred O'Donnell and Mike Walton from Boston for Bobby Schmutz.

**SEPTEMBER 15, 1974**

Jacques Caron traded to Buffalo for future considerations.

**OCTOBER 4, 1974**

Leon Rochefort from Atlanta for cash.

**OCTOBER 14, 1974**

Gerry Meehan and Mike Robitaille from Buffalo for Jocelyn Guevremont and Bryan McSheffrey.

**OCTOBER 16, 1974**

Garry Monahan and John Grisdale from Toronto for Dave Dunn.

**NOVEMBER 4, 1974**

Ab Demarco from Pittsburgh for Barry Wilkins.

**MARCH 9, 1975**

Bob Murray from Atlanta for Gerry Meehan.

**JANUARY 14, 1976**

Ab Demarco to Los Angeles for a second round draft pick (Brian Hill) in 1977.

**JANUARY 20, 1976**

Curt Ridley from Atlanta for first round pick (Dave Shand) in 1976.

**AUGUST 23, 1976**

Cesare Maniago from Minnesota for Gary Smith.

**SEPTEMBER 4, 1976**

Tracy Pratt to Colorado for cash.

**OCTOBER 6, 1976**

Ralph Stewart and Dave Fortier from NY Islanders for cash.

**DECEMBER 2, 1976**

Hilliard Graves and Larry Carriere from Atlanta for John Gould and a second round draft pick (Brian Hill) in 1977.

**JANUARY 20, 1977**

Larry Goodenough and Jack McIlhargey from Philadelphia for Bob Dailey.

**FEBRUARY 18, 1977**

Derek Sanderson from St. Louis for cash.

**NOVEMBER 4, 1977**

Pit Martin from Chicago for future considerations (Murray Bannerman).

**NOVEMBER 21, 1977**

Sheldon Kannegiesser from Los Angeles for Larry Carriere.

**JANUARY 29, 1978**

Claire Alexander from Toronto for cash.

**JUNE 12, 1978**

Mike Walton to St. Louis for a fourth round draft pick (Harald Luckner) in 1978.

**JUNE 14, 1978**

Rights to Thomas Gradin from Chicago for second round draft pick (Steve Ludzik) in 1980.

**SEPTEMBER 13, 1978**

Garry Monahan to Toronto for cash.

**OCTOBER 1, 1978**

Ralph Stewart to NY Islanders for cash.

**NOVEMBER 17, 1978**

Dunc Wilson from Pittsburgh for cash.

**DECEMBER 31, 1978**

Kevin McCarthy and Drew Callander from Philadelphia for Dennis Ververgaert. Don Kozak from Los Angeles for Randy Holt.

**JULY 19, 1979**

Chuck Arnason from Minnesota for future considerations/cash.

**NOVEMBER 6, 1979**

Bruce Affleck and Gord Buynak from St. Louis for cash.

**DECEMBER 10, 1979**

Per-Olov Brasar from Minnesota for a second round draft pick (Mike Sands) in 1981.

**DECEMBER 21, 1979**

Harold Phillipoff and Dave Logan from Chicago for Ron Sedlbauer.

**JANUARY 2, 1980**

Jack McIlhargey to Philadelphia for cash and future considerations.

**JANUARY 4, 1980**

Kris Manery from Minnesota for a second round draft pick (then traded to Montreal-Kent Carlson) in 1982.

**FEBRUARY 8, 1980**

Darcy Rota and Ivan Boldirev from Atlanta for Don Lever and Brad Smith.

**FEBRUARY 10, 1980**

Curt Ridley to Toronto for cash.

**FEBRUARY 18, 1980**

Dave Williams and Jerry Butler from Toronto for Rick Vaive and Bill Derlago.

**FEBRUARY 28, 1980**

Bruce Affleck and Gord Buynak to St. Louis for cash.

**OCTOBER 6, 1980**

Richard Brodeur from NY Islanders for switch of 1981 fifth round draft picks (Vancouver chose Moe Lemay; NY selected Jacques Sylvestre).

**NOVEMBER 11, 1980**

Mario Marois and Jim Mayer from NY Rangers for Jere Gillis and Jeff Bandura.

**DECEMBER 8, 1980**

Mike Christie from Colorado for cash.

**MARCH 8, 1981**

Doug Halward from Los Angeles for Gary Bromley and a 1982 fifth round draft pick (Ulf Isaksson).



# ALL-TIME TRADES

## MARCH 10, 1981

Garry Lariviere from Quebec for Mario Marois. Garry Lariviere and Ken Berry to Edmonton for Blair MacDonald and rights to Lars-Gunnar Petersson.

## JULY 15, 1981

Brent Ashton and 1982 fourth round draft pick (Tom Martin) to Winnipeg as compensation for signing Ivan Hlinka and Jiri Bubla.

## MARCH 9, 1982

Tony Currie, Jim Nill, Rick Heinz and a fourth round draft pick in 1982 (Shawn Kilroy) from St. Louis for Glen Hanlon.

## JUNE 3, 1982

Rick Heinz to St. Louis for cash.

## JANUARY 6, 1983

Tony Tanti from Chicago for Curt Fraser.

## JANUARY 17, 1983

Mark Kirton from Detroit for Ivan Boldirev.

## FEBRUARY 4, 1983

John Garrett from Quebec for Anders Eldebrink.

## OCTOBER 20, 1983

Lars Lindgren to Minnesota for a third round draft pick (Landis Chaulk) in 1984.

## JANUARY 26, 1984

Third round pick from Pittsburgh for Kevin McCarthy.

## FEBRUARY 3, 1984

Peter McNab from Boston for Jim Nill.

## JUNE 21, 1984

Al MacAdam from Minnesota for Harold Snepsts.

## AUGUST 8, 1984

Rob McClanahan from Detroit for Dave Williams.

## MARCH 12, 1985

Glen Cochrane from Philadelphia for third round draft pick (Don Gibson) in 1986.

## JUNE 6, 1986

Barry Pederson from Boston for Cam Neely and a 1987 first round draft pick (Glen Wesley).

## JUNE 6, 1986

Dave Richter and Rich Sutter from Philadelphia for J.J. Daigneault.

## OCTOBER 2, 1986

Brad Maxwell from Toronto for fifth round draft pick (Leonard Esau) in 1988.

## NOVEMBER 21, 1986

Doug Halward to Detroit for a sixth round draft pick (Phil von Stefenelli) in 1988.

## DECEMBER 11, 1986

Stu Kulak to Edmonton for cash.

## DECEMBER 12, 1986

Dan Hodgson and Jim Benning from Toronto for Rick Lanz.

## MARCH 10, 1987

Raimo Summanen from Edmonton for Moe Lemay.

## JUNE 1, 1987

Shane Doyle to New Jersey for a 12th round draft pick (Neil Eisenhut) in 1987.

## JUNE 13, 1987

5th round draft pick (Sean Fabian) in 1987 Draft from Philadelphia for fifth round draft pick (Peter White) in 1989.

## AUGUST 27, 1987

Darren Jensen and Daryl Stanley from Philadelphia for Wendell Young and a third round draft choice (Kimi Daniels) in the 1990 Draft.

## SEPTEMBER 15, 1987

Kirk McLean and Greg Adams from New Jersey for Patrik Sundstrom, a fourth round draft pick in 1988 (Matt Ruchty) and a switch of second round drafts in 1988. (Vancouver selected Leif Rohlin; New Jersey picked Jeff Christian).

## OCTOBER 6, 1987

Mike Stevens to Boston for cash.

## NOVEMBER 4, 1987

Larry Melynk and Willie Huber from NY Rangers for Michel Petit.

## MARCH 1, 1988

Paul Lawless and a fifth round draft pick (Peter White) from Philadelphia for Willie Huber.

## MARCH 6, 1988

Brian Bradley, Kevan Guy and Peter Bakovic from Calgary for Craig Coxie and cash.

## MARCH 8, 1988

Steve Weeks from Hartford for Richard Brodeur.

## SEPTEMBER 6, 1988

Paul Reinhart and Steve Bozek from Calgary for a third round draft pick (Veli-Pekka Kautonen) in the 1989 NHL Entry Draft.

## SEPTEMBER 7, 1988

Robert Nordmark and a second round draft pick (Craig Darby) from St. Louis for Dave Richter.

## SEPTEMBER 29, 1988

Ernie Vargas from St. Louis for Dave Lowry.

## JANUARY 9, 1989

Jamie Huscgen from Winnipeg for Robin Bartel.

## JANUARY 25, 1989

Jose Charbonneau from Montreal for Dan Woodley.

## FEBRUARY 26, 1989

Rights to Peter DeBoer from Toronto for Paul Lawless.

## MARCH 7, 1989

Doug Smith and Greg C. Adams from Edmonton for John LeBlanc and a fifth round draft pick (Peter White) in 1989. Tim Lenardon from New Jersey for Claude Vilgrain.

## JUNE 17, 1989

Frank Caprice to Boston for 12th round draft pick (Jan Bergman) in 1989.

## OCTOBER 24, 1989

Rod Buskas from Pittsburgh for sixth round draft pick (Ian Moran) in 1990.

## JANUARY 8, 1990

Dan Quinn, Andrew McBain, and Dave Capuano from Pittsburgh for Tony Tanti, Barry Pederson and Rod Buskas.

## FEBRUARY 26, 1990

Doug Smith to Pittsburgh for cash.

## MARCH 6, 1990

Adrien Plavsic, a 1st round draft pick in 1990 (Shawn Antoski), and a second round draft pick in 1991 (Craig Darby) from St. Louis for Rich Sutter, Harold Snepsts and a second round draft pick (Craig Johnson) in 1990. Jyrki Lumme from Montreal for a second round draft pick (Craig Darby) in 1991. Jack Capuano from NY Islanders for Jeff Rohlicek.

## SEPTEMBER 7, 1990

Dave Mackey from Minnesota for future considerations.

## JANUARY 12, 1991

Gerald Diduck from Montreal for a fourth round draft pick (Vladimir Vujtek) in 1991.

## JANUARY 13, 1991

Tom Kurvers from Toronto for Brian Bradley.

## JANUARY 16, 1991

Petri Skriko to Boston for a second round draft pick (Mike Peca) in 1992.

## JANUARY 22, 1991

Brian Blad from Toronto for Todd Hawkins.

## MARCH 5, 1991

Cliff Ronning, Sergio Momesso, Geoff Court-nall, Robert Dirk and a fifth round draft pick (Brian Loney) in 1992 from St. Louis for Garth Butcher and Dan Quinn. Dana Murzyn from Calgary for Ron Stern and Kevan Guy. Steve Weeks to Buffalo for cash.

**JUNE 22, 1991**

Dave Babych from Minnesota for Tom Kurvers.

**JULY 31, 1991**

Robin Bawa from Washington for cash.

**DECEMBER 18, 1991**

Tom Fergus from Toronto for cash.

**MARCH 9, 1992**

Ken Hammond from San Jose for an eight round draft pick (C.J. Denomme) in 1992.

**OCTOBER 1, 1992**

Kay Whitmore from Hartford for Corrie D'Alessio and a fifth round draft pick in 1993.

**NOVEMBER 3, 1992**

Anatoli Semenov from Tampa Bay for Dave Capuano and a fourth round draft pick (later traded to NJ, then to Calgary – Ryan Duthie) in 1994.

**DECEMBER 15, 1992**

Rick Lessard from San Jose for Robin Bawa.

**JANUARY 29, 1993**

Tim Taylor from Washington for Eric Murano.

**MARCH 22, 1993**

Murray Craven and a return of 1993 fifth round draft pick (Scott Walker) from Hartford for Robert Kron, Jim Sandlak and a third round draft pick (Marek Malik) in 1993. Dan Ratushny from Winnipeg for a ninth round draft pick (Harjis Vitolinsh) in 1993.

**JUNE 23, 1993**

John Vanbiesbrock from NY Rangers for Doug Lidster.

**JANUARY 8, 1994**

Jimmy Carson from Los Angeles for Dixon Ward and a conditional pick in the 1995 NHL Entry Draft.

**MARCH 14, 1994**

Craig Janney and a second round pick (Dave Scatchard) in the 1994 NHL Entry Draft from St. Louis as compensation for the signing of free agent Petr Nedved.

**MARCH 21, 1994**

Jeff Brown, Bret Hedican and Nathan LaFayette from St. Louis for Craig Janney. A fourth round draft pick (Mike Dubinsky) in 1994 from Chicago for Robert Dirk.

**JUNE 29, 1994**

Artur Oktyabrev from Winnipeg for a sixth round draft pick (Steve Vezina) in 1994.

**FEBRUARY 15, 1995**

Josef Beranek acquired from Philadelphia in exchange for Shawn Antoski.

**MARCH 10, 1995**

Christian Ruuttu acquired from Chicago in exchange for Murray Craven.

**MARCH 22, 1995**

Adrien Plavsic to Tampa Bay in exchange for a fifth round draft pick (David Darguzas) in the 1997 NHL Entry Draft.

**APRIL 7, 1995**

Russ Courtnall acquired from Dallas in exchange for Greg Adams, Dan Kesa and a fifth round draft pick (later traded to LA – Jason Morgan) in 1995.

**APRIL 7, 1995**

Corey Hirsch acquired from New York Rangers in exchange for Nathan LaFayette.

**APRIL 7, 1995**

Roman Oksiueta acquired from Edmonton in exchange for Jiri Slegr.

**APRIL 7, 1995**

Bogdan Savenko and 1995 third round draft pick acquired from Chicago in exchange for Gerald Diduck.

**JULY 8, 1995**

Alexander Mogilny acquired from Buffalo in exchange for Mike Peca, Mike Wilson and first round pick in the 1995 NHL Entry Draft (Jay McKee).

**JULY 8, 1995**

Mike Ridley acquired from Toronto in exchange for Sergio Momesso.

**AUGUST 24, 1995**

Sixth round pick (Larry Shapley) in the 1997 NHL Entry Draft acquired from Edmonton for Brett Hauer.

**NOVEMBER 23, 1995**

Esa Tikkanen acquired from New Jersey Devils in exchange for a second round draft choice (Wesley Mason) in 1996 NHL Entry Draft.

**DECEMBER 19, 1995**

Frantisek Kucera, Jim Dowd and a second round pick (Ryan Bonni) in the 1997 NHL Entry Draft acquired from Hartford in exchange for Jeff Brown and a third round draft pick (later traded to Calgary – Paul Manning) in the 1998 NHL Entry Draft.

**MARCH 15, 1996**

Mike Sillinger acquired from Anaheim in exchange for Roman Oksiueta.

**MARCH 20, 1996**

Jesse Belanger acquired from Florida in exchange for future considerations (third round draft pick in 1996–Oleg Kvasha). Markus Naslund from Pittsburgh in exchange for Alek Stojanov. Joe Kocur acquired from NY Rangers in exchange for Kay Whitmore.

**NOVEMBER 13, 1996**

Donald Brashear acquired from Montreal in exchange for Jassen Cullimore.

**MARCH 8, 1997**

Sergei Nemchinov and Brian Noonan from New York Rangers for Esa Tikkanen and Russ Courtnall.

**MARCH 20, 1997**

Josef Beranek to Pittsburgh for future considerations. Frantisek Kucera to Philadelphia for future considerations.

**JANUARY 2, 1998**

Sean Burke, Geoff Sanderson and Enrico Ciccone from Carolina for Martin Gelinac and Kirk McLean.

**FEBRUARY 4, 1998**

Conditional sixth round draft pick (traded back to Philadelphia on March 24) in 1998 from Philadelphia for Mike Sillinger.

**FEBRUARY 4, 1998**

Brad May and a third round draft pick in 1999 from Buffalo for Geoff Sanderson.

**FEBRUARY 5, 1998**

Peter Zedel from New Jersey for a fifth round draft pick (Anton But) in 1998.

**FEBRUARY 6, 1998**

Bryan McCabe, Todd Bertuzzi and a third round draft choice in 1998 (Jarkko Ruutu) from NY Islanders for Trevor Linden.

**MARCH 3, 1998**

8th round draft pick in 1998 (Graig Mischler) from Boston for Grant Ledyard.

**MARCH 4, 1998**

Garth Snow from Philadelphia for Sean Burke.

**MARCH 7, 1998**

Brandon Convery from Toronto for Lonny Bohonos.

**MARCH 14, 1998**

Jamie Huscroft from Tampa Bay for Enrico Ciccone.

**MARCH 23, 1998**

Jason Strudwick from NY Islanders for Gino Odjick.

**MARCH 24, 1998**

A third round draft pick in 1998 (Justin Morrison) from Philadelphia for Dave Babych and a fifth round choice in 1998.

**OCTOBER 19, 1998**

Trent Klatt from Philadelphia for a sixth round draft pick in 2000.

# ALL-TIME TRADES

## JANUARY 17, 1999

Ed Jovanovski, Dave Gagner, and the rights to Kevin Weekes and Mike Brown along with a first round draft pick in either 1999 or 2000 from Florida in exchange for Pavel Bure, Bret Hedican and the rights to Brad Ference along with a third round draft pick (in the year that Florida exercises its option to convey the 1st round pick).

## FEBRUARY 16, 1999

Darby Hendrickson from Toronto in exchange for Chris McAllister.

## MARCH 8, 1999

Future considerations from Phoenix for Jamie Huscroft.

## MARCH 23, 1999

Future considerations from Anaheim for Peter Zedel (Nullified March 24, 1999).

## JUNE 1, 1999

Rights to Pat Kavanagh from Philadelphia for a sixth round pick in the 1999 NHL Entry Draft.

## JUNE 26, 1999

The fourth overall selection in the 1999 NHL Entry Draft from Chicago in exchange for Bryan McCabe and Vancouver's first round choice in the 2000 or 2001 NHL Entry Draft.

## JUNE 26, 1999

The first overall selection in the 1999 NHL Entry Draft from Tampa Bay in exchange for the fourth overall selection in the 1999 Entry Draft (previously acquired from Chicago) and two third round picks in the 1999 NHL Entry Draft (No. 75, which was compensatory, and No. 88, previously acquired from Buffalo).

## JUNE 26, 1999

The second overall pick in the 1999 NHL Entry Draft (Daniel Sedin) and a third round conditional draft pick in 2000 from Atlanta in exchange for the number one overall selection in the 1999 NHL Entry Draft (previously acquired from Tampa).

## JUNE 26, 1999

San Jose's sixth round pick in the 1999 NHL Entry Draft (Josh Reed) from San Jose in exchange for Vancouver's sixth round selection in 2001.

## OCTOBER 28, 1999

Corey Schwab from Atlanta in exchange for a conditional draft pick in the 2000 NHL Entry Draft.

## DECEMBER 19, 1999

Felix Potvin and a second and third round pick in the 2000 NHL Entry Draft from the NY Islanders in exchange for Bill Muckalt, Dave Scatchard and Kevin Weekes.

## JANUARY 14, 2000

Vadim Sharifijanov from New Jersey in exchange for a second round pick in the 2000 NHL Entry Draft. The deal also includes the two teams exchanging third round selections in the 2000 NHL Entry Draft.

## MARCH 14, 2000

Brendan Morrison and Denis Pederson from New Jersey in exchange for Alexander Mogilny.

## JUNE 24, 2000

A Conditional Draft Pick in 2001 from Phoenix in exchange for Brad May.

## JUNE 24, 2000

Canucks trade their second round pick in the 2000 NHL Entry Draft to Atlanta for their 2nd round pick in 2001. Also part of the deal sees the two teams swap third round picks in the 2001 NHL Entry Draft.

## DECEMBER 28, 2000

Mike Stapleton from the NY Islanders in exchange for their ninth round pick in the 2001 NHL Entry Draft.

## FEBRUARY 7, 2001

Dan Cloutier from Tampa Bay in exchange for Adrian Aucoin and a second round pick in the 2001 NHL Entry Draft.

## FEBRUARY 15, 2001

Future considerations (2002 3rd round draft pick - Lukas Mensator) from Los Angeles in exchange for Felix Potvin.

## MARCH 9, 2001

Drake Berehowsky from Nashville in exchange for a 2001 (Atlanta's) second round pick.

## MAY 31, 2001

Alex Auld from Florida in exchange for a 2001 second round pick and 2002 third round pick.

## NOVEMBER 10, 2001

Trevor Linden and a second round pick in the 2002 or 2003 NHL Entry Draft from Washington in exchange for Vancouver's first round pick in 2002 and third round pick in 2003.

## DECEMBER 17, 2001

Jan Hlavac and a third round draft pick in the 2002 NHL Entry Draft from Philadelphia in exchange for Donald Brashear and a sixth round draft pick in 2002.

## DECEMBER 28, 2001

Tyler Bouck, Trevor Letowski, Todd Warriner and a third round draft choice in 2003 from Phoenix, in exchange for Drake Berehowsky and Denis Pederson.

## JUNE 23, 2002

Jeff Farkas from Toronto in exchange for Josh Holden.

## JUNE 26, 2002

Future considerations from Toronto in exchange for Ryan Bonni.

## SEPTEMBER 4, 2002

Rights to Tomas Mojzis from Toronto in exchange for Brad Leeb.

## SEPTEMBER 21, 2002

Sami Salo from Ottawa in exchange for Peter Schaefer.

## NOVEMBER 1, 2002

Darren Langdon and Marik Malik from Carolina in exchange for Harold Druken and Jan Hlavac.

## JANUARY 20, 2003

Chris Herperger and Chris Nielsen from Atlanta in exchange for Jeff Farkas.

## JANUARY 24, 2003

Mikko Jokela from New Jersey in exchange for Steve Kariya.

## FEBRUARY 5, 2003

Future considerations from Philadelphia in exchange for Todd Warriner.

## MARCH 11, 2003

Brad May from Phoenix in exchange for future considerations.

## JULY 25, 2003

Martin Grenier from Phoenix in exchange for Bryan Helmer.

## AUGUST 25, 2003

Johan Hedberg from Pittsburgh in exchange for a second round draft pick in 2004.

## OCTOBER 30, 2003

Sean Pronger from Columbus in exchange for Zenith Komarniski.

## DECEMBER 17, 2003

Wade Brookbank from Nashville in exchange for future considerations.

## JANUARY 17, 2004

Jiri Slegr to Boston in exchange for future considerations.

## FEBRUARY 16, 2004

Peter Sarno from Edmonton in exchange for Tyler Moss.

## MARCH 9, 2004

Martin Rucinsky from the NY Rangers in exchange for Martin Grenier and R.J. Umberger.

**MARCH 9, 2004**

Marc Bergevin from Pittsburgh in exchange for a seventh round pick in the 2004 NHL Entry Draft.

**MARCH 9, 2004**

Geoff Sanderson from Columbus in exchange for a third round pick in the 2004 Entry Draft.

**MARCH 9, 2004**

Sergei Varlamov from St. Louis in exchange for Ryan Ready.

**MARCH 9, 2004**

Sylvain Blouin from Montreal in exchange for Rene Vydereny.

**JUNE 26, 2004**

Third round selection in the 2004 NHL Entry Draft from Dallas in exchange for a third round draft pick in 2005.

**AUGUST 3, 2005**

Canucks trade Brent Sopel to NY Islanders in exchange for a conditional pick in the 2006 NHL Entry Draft (Vladimir Zharkov).

**AUGUST 22, 2005**

Steve McCarthy from Chicago in exchange for a third round pick in the 2007 NHL Entry Draft.

**SEPTEMBER 9, 2005**

Craig Darby from Tampa Bay in exchange for future considerations.

**OCTOBER 7, 2005**

Jozef Balej and a conditional pick in the 2006 NHL Entry Draft from the NY Rangers in exchange for Fedor Fedorov.

**DECEMBER 2, 2005**

Maxime Ouellet from Washington in exchange for a fifth round pick in the 2006 NHL Entry Draft.

**MARCH 9, 2006**

Mika Noronen from Buffalo in exchange for a second round pick in the 2006 NHL Entry Draft.

**MARCH 9, 2006**

Sean Brown from New Jersey in exchange for a fourth round pick in the 2006 NHL Entry Draft.

**MARCH 9, 2006**

Eric Weinrich from St. Louis in exchange for Tomas Mojzis and a third round pick in the 2006 NHL Entry Draft.

**MARCH 9, 2006**

Keith Carney and Juha Alen from Anaheim in exchange for Brett Skinner and a second round pick in the 2006 NHL Entry Draft.

**MARCH 9, 2006**

A fourth round pick in the 2007 NHL Entry Draft from Atlanta in exchange for Steve McCarthy.

**JUNE 14, 2006**

Tommi Santala and a 2007 fifth round draft pick from Atlanta in exchange for a conditional 2007 4th round draft pick.

**JUNE 23, 2006**

Roberto Luongo, Lukas Krajicek and a sixth round pick in the 2006 NHL Entry Draft from Florida in exchange for Bryan Allen, Alex Auld and Todd Bertuzzi.

**JULY 5, 2006**

A second round pick in the 2007 NHL Entry Draft and a pick (TBD) in 2009 from Los Angeles in exchange for Dan Cloutier.

**JULY 14, 2006**

Rights to Taylor Pyatt from Buffalo in exchange for a fourth round pick in the 2007 NHL Entry Draft.

**SEPTEMBER 12, 2006**

Drew MacIntyre from Detroit in exchange for a conditional 2007 draft pick.

**JANUARY 24, 2007**

Colby Genoway from Anaheim in exchange for Joe Rullier.

**FEBRUARY 26, 2007**

Brent Sopel from Los Angeles in exchange for a second round pick in 2007 or 2008 and a fourth round pick in the 2008 NHL Entry Draft.

**FEBRUARY 26, 2007**

Bryan Smolinski from Chicago in exchange for a second round pick in the 2007 NHL Entry Draft.

**JUNE 23, 2007**

Ryan Shannon and a conditional pick from Anaheim in exchange for Jason King and a conditional pick.

**JUNE 23, 2007**

Jimmy Sharrow from Atlanta in exchange for Jesse Schultz.

**AUGUST 1, 2007**

Zack FitzGerald from St. Louis in exchange for F.P. Guenet.

**FEBRUARY 26, 2008**

Matt Pettinger from Washington in exchange for Matt Cooke.

**JULY 4, 2008**

Steve Bernier from Buffalo in exchange for a second round pick in 2010 and a third round pick in the 2009 NHL Entry Draft.

**SEPTEMBER 2, 2008**

Lawrence Nycholat from Ottawa in exchange for Ryan Shannon.

**OCTOBER 6, 2008**

Shane O'Brien and Michel Ouellet from Tampa Bay in exchange for Lukas Krajicek and Juraj Simek.

**DECEMBER 9, 2008**

James Sharrow to Chicago in exchange for a conditional draft pick in 2009.

**DECEMBER 30, 2008**

Jason LaBarbera from Los Angeles in exchange for a seventh round draft pick in 2009.

**FEBRUARY 4, 2009**

Nathan McIver from Anaheim in exchange for Mike Brown.

**JUNE 27, 2009**

2009 seventh round draft pick from Phoenix in exchange for the rights to Shaun Heshka.

**AUGUST 28, 2009**

Christian Ehrhoff and Brad Lukowich from San Jose in exchange for Daniel Rahimi and Patrick White.

**MARCH 3, 2010**

Yan Stastny from St. Louis in exchange for Pierre-Cedric Labrie.

**MARCH 3, 2010**

Sean Zimmerman and a 2010 sixth round conditional draft pick from Phoenix in exchange for Mathieu Schneider.

**MARCH 3, 2010**

Andrew Alberts from Carolina in exchange for a 2010 third round draft pick.

**JUNE 25, 2010**

Keith Ballard and Victor Oreskovich from Florida in exchange for the 25th overall pick in the 2010 NHL Entry Draft, Michael Grabner and Steve Bernier.

**OCTOBER 5, 2010**

Ryan Parent and Jonas Andersson from Nashville in exchange for Shane O'Brien and Dan Gendur.

**OCTOBER 6, 2010**

Andrew Peters from Florida in exchange for Darcy Hordichuk.

**OCTOBER 7, 2010**

Nathan Paetsch from Florida in exchange for Sean Zimmerman.

**FEBRUARY 28, 2011**

Maxim Lapierre and MacGregor Sharp from Anaheim in exchange for Joel Perrault and a third round pick in the 2012 NHL Entry Draft.

# ALL-TIME TRADES

## FEBRUARY 28, 2011

Chris Higgins from Florida in exchange for Evan Oberg and a third round pick in the 2013 NHL Entry Draft.

## JUNE 25, 2011

The 71st and 101st overall picks in the 2011 NHL Entry Draft from Minnesota in exchange for the 60th overall pick in the 2011 NHL Entry Draft.

## JUNE 28, 2011

2012 fourth round draft pick from the New York Islanders in exchange for the rights of Christian Ehrhoff.

## JULY 9, 2011

The rights of Mike Duco from Florida in exchange for the rights of Sergei Shirokov.

## OCTOBER 22, 2011

David Booth, Steve Reinprecht and a third round draft pick in 2013 from Florida in exchange for Mikael Samuelsson and Marco Sturm.

## FEBRUARY 27, 2012

Zack Kassian and Marc-Andre Gragnani from Buffalo in exchange for Cody Hodgson and Alexander Sulzer.

## FEBRUARY 27, 2012

Samuel Pahlsson from Columbus in exchange for Taylor Ellington and two 2012 fourth round draft selections.

## FEBRUARY 27, 2012

Andrew Gordon from Anaheim in exchange for Sebastian Erikson.

## APRIL 2, 2013

Derek Roy from Dallas in exchange for Kevin Connauton and a 2013 second round draft selection.

## JUNE 30, 2013

2013 first round draft pick (Bo Horvat) from New Jersey in exchange for Cory Schneider.

## SEPTEMBER 28, 2013

Zac Dalpe and Jeremy Welsh from Carolina in exchange for Kellan Tochkin and a 2014 fourth round pick.

## FEBRUARY 3, 2014

Raphael Diaz from Montreal in exchange for Dale Weise.

## MARCH 4, 2014

Shawn Matthias and Jacob Markstrom from Florida in exchange for Roberto Luongo and Steven Anthony.

## MARCH 5, 2014

2015 fifth round pick from the New York Rangers in exchange for Raphael Diaz.

## JUNE 27, 2014

Nick Bonino, Luca Sbisa and the 24th (Jared McCann) and 85th picks in the 2014 NHL Entry Draft from Anaheim in exchange for Ryan Kesler and a third round pick in 2014.

## JUNE 27, 2014

The 50th overall pick in the 2014 NHL Entry Draft from Tampa Bay in exchange for Jason Garrison.

## JUNE 27, 2014

Derek Dorsett from the New York Rangers in exchange for the 85th overall pick in the 2014 NHL Entry Draft.

## JUNE 28, 2014

Linden Vey from Los Angeles in exchange for the 50th overall selection in the 2014 NHL Entry Draft.

## NOVEMBER 20, 2014

Will Acton from Edmonton in exchange for Kellan Lain.

## NOVEMBER 25, 2014

Andrey Pedan from NY Islanders in exchange for Alexandre Mallet and a third round pick in 2016.

## JANUARY 29, 2015

Adam Clendening from Chicago in exchange for Gustav Forsling.

## MARCH 2, 2015

Cory Conacher from NY Islanders in exchange for Dustin Jeffrey.

## MARCH 2, 2015

Sven Baertschi from Calgary in exchange for Vancouver's second round pick in 2015.

## JUNE 27, 2015

The 66th overall pick (Guillaume Brisebois) in the 2015 NHL Entry Draft and the seventh round pick in the 2016 NHL Entry Draft from Carolina in exchange for Eddie Lack.

## JUNE 30, 2015

A second round pick in the 2016 NHL Entry Draft from Anaheim in exchange for Kevin Bielska.

## JULY 1, 2015

Brandon Prust from Montreal in exchange for Zack Kassian.

## JULY 28, 2015

Brandon Sutter and a third round pick in the 2016 NHL Entry Draft from Pittsburgh in exchange for Nick Bonino, Adam Clendening and a second round pick in the 2016 NHL Entry Draft.

## JANUARY 9, 2016

Emerson Etem from the NY Rangers in exchange for Nicklas Jensen and a 2017 sixth round pick.

## FEBRUARY 22, 2016

Markus Granlund from Calgary in exchange for Hunter Shinkaruk.

## FEBRUARY 24, 2016

Philip Larsen from Edmonton in exchange for a conditional pick in 2017.

## MARCH 7, 2016

Dane Fox Traded to Carolina for future considerations.

## MAY 25, 2016

Erik Gudbranson and Florida's 2016 fifth round pick (NYI) in exchange for Jared McCann and the Canucks 2016 second and fourth round picks.

## FEBRUARY 27, 2017

Jonathan Dahlen from Ottawa in exchange for Alexandre Burrows

## FEBRUARY 28, 2017

Nikolay Goldobin and a conditional fourth round pick in the 2017 NHL Entry Draft from San Jose in exchange for Jannik Hansen.

## JUNE 24, 2017

The 135th (Kristoffer Gunnarsson) and 181st (Petrus Palmu) overall picks in the 2017 NHL Entry Draft were acquired from the Chicago Blackhawks in exchange for the 112th (Tim Soderlund) overall selection.

## OCTOBER 3, 2017

Derrick Pouliot from Pittsburgh in exchange for Andrey Pedan and a fourth round pick in the 2018 NHL Entry Draft.

## DECEMBER 7, 2017

Nic Dowd from Los Angeles in exchange for Jordan Subban.

## FEBRUARY 26, 2018

Brendan Leipsic from Vegas in exchange for Philip Holm.

## FEBRUARY 26, 2018

Jussi Jokinen and Tyler Motte from Columbus in exchange for Thomas Vanek.

## JUNE 23, 2018

The 2018 186th overall pick (Artyom Marnukyan) and a 2019 sixth round pick from Washington in exchange for the 2018 161st overall pick (Alex Kannok-Leipert).

## JUNE 24, 2018

Tanner Kero from Chicago in exchange for Michael Chaput.

**DECEMBER 3, 2018**

Josh Leivo from Toronto in exchange for Michael Carcone.

**JANUARY 2, 2019**

Mike McKenna, Tom Pyatt, and a 2019 sixth round pick in exchange for Darren Archibald and Anders Nilsson.

**JANUARY 17, 2019**

Luke Schenn and a 2020 seventh round pick in exchange for Michael Del Zotto.

**FEBRUARY 16, 2019**

Ryan Spooner in exchange for Sam Gagner.

**FEBRUARY 25, 2019**

Linus Karlsson in exchange for Jonathan Dahlen.

**FEBRUARY 25, 2019**

Tanner Pearson in exchange for Erik Gudbranson.

**JUNE 22, 2019**

J.T. Miller in exchange for Marek Mazanec, a 2019 3rd round pick and a 2020 conditional 1st round pick.

**JUNE 22, 2019**

Francis Perron and a 2019 7th round pick in exchange for Tom Pyatt and a 2019 6th round pick.

**FEBRUARY 17, 2020**

Tyler Toffoli from Los Angeles in exchange for Tim Schaller, a 2nd round pick in 2020, rights to Tyler Madden & a conditional 4th round pick in 2022.

**FEBRUARY 24, 2020**

Louis Domingue from New Jersey in exchange for Zane McIntyre.

**OCTOBER 12, 2020**

Nate Schmidt from Vegas in exchange for a 2022 third round pick.

**APRIL 12, 2021**

Matthew Highmore from Chicago in exchange for Adam Gaudette.

**APRIL 12, 2021**

Madison Bowey and a 2021 fifth round pick from Chicago in exchange for a 2021 fourth round pick.

**APRIL 12, 2021**

A sixth round pick in the 2021 NHL Entry Draft from Winnipeg in exchange for Jordie Benn.

**JULY 17, 2021**

Jason Dickinson from Dallas in exchange for a 2021 third round pick.

**JULY 23, 2021**

Oliver Ekman-Larsson and Conor Garland from Arizona in exchange for Antoine Roussel, Jay Beagle, Loui Eriksson, a 2021 first round pick, a 2022 second round pick, and a seventh round pick in 2023.

**JULY 27, 2021**

A third round pick in the 2022 NHL Entry Draft in exchange for Nate Schmidt.

**JULY 31, 2021**

Spencer Martin from Tampa Bay in exchange for future considerations.

# ON THIS DAY IN CANUCKS HISTORY

## JANUARY

### JANUARY 1

**2001:** Rookie Daniel Sedin scored his 10th goal of the season to start a three goal rally in the third period as the Canucks beat the Predators 5-2 at Nashville.

**2009:** Vancouver goaltender Jason LaBarbera made 31 saves and was named the #1 Star of the Game in his first start with the Canucks, a 2-1 win at Nashville.

**2016:** Daniel Sedin became the 3rd player to appear in 1,100 Vancouver games.

### JANUARY 2

**2007:** Alex Burrows scored his first goal in 48 games as the Vancouver Canucks registered the 450th road victory in franchise history, 3-2 at Calgary.

**2010:** Roberto Luongo improved his unbeaten streak against the Stars to 8-0-2 when the Canucks won 3-1 at Dallas.

**2017:** Daniel Sedin picked up his 600th career assist and Ryan Miller became the third U.S.-born goaltender to win 350 NHL games when the Canucks beat the visiting Avalanche 3-2.

**2019:** Elias Pettersson scored his first career NHL hat trick, including the overtime winner as the Canucks defeated the Senators 4-3 at Ottawa. He was also selected to the 2019 NHL All-Star Game, becoming the youngest Canucks player and third Canucks rookie named to the honour. Jacob Markstrom moves into sixth place for wins in franchise history (65) with 30 saves at Ottawa, passing Ryan Miller.

### JANUARY 3



**1980:** Dennis Kearns became first Vancouver Canucks player to appear in 600 career games, as Vancouver lost 6-2 at St. Louis.

**2004:** Markus Naslund became the fifth player to score 250 goals as a member of the Vancouver Canucks, in a 3-1 victory at Calgary.

**2008:** Roberto Luongo was in net as the Canucks recorded their first home shutout against the Rangers, a 3-0 win over visiting New York; it came in Vancouver's 38th NHL season.

**2015:** Henrik Sedin scored two goals and an assist (to give him 200 career NHL goals) and brother Daniel picked up three assists as the Canucks beat the visiting Red Wings 4-1.

### JANUARY 4

**1980:** Dennis Kearns became the first Canucks' defenceman to register 300 career points, with an assist in a 4-2 win against the Rockies, at Colorado.

**1984:** Thomas Gradin earned his 408th career point, to move past Don

Lever as the Canucks' all-time scoring leader, in a 3-3 tie at Los Angeles.

**1990:** Tony Tanti became the second player in franchise history to score 250 goals as a member of the Canucks. The milestone came in a 4-3 loss at Pittsburgh.

**1993:** Vancouver played their first NHL game against the visiting Tampa Bay Lightning, winning 7-0. Kirk McLean got the shutout and the Canucks extended their team-record home unbeaten streak to 16 straight games (14-0-2).

### JANUARY 5



**1993:** Pavel Bure received 246,447 votes, becoming the first Canucks player to be voted to play in the NHL All-Star Game.

**2000:** Mark Messier became just the sixth player in NHL history to play in four different decades (having begun his NHL career in 1979) and picked up an assist as the Canucks recorded a 3-3 tie against the visiting Tampa Bay Lightning.

**2011:** Ryan Kesler became the first U.S. born player to score 20 (or more) goals 4 times as a member of the Vancouver Canucks; he reached the milestone in a 3-1 win over the visiting Flames. Also in the game Daniel Sedin scored the 10,000th goal in team history.

### JANUARY 6

**1996:** Alexander Mogilny scored his third hat trick of the season and Cliff Ronning picked up four assists as the Canucks won 9-2 over the visiting Tampa Bay Lightning.

### JANUARY 7

**1989:** Tony Tanti became the first player in team history to score 10 career hat tricks, and set a new team record for fastest 3 goals (6:46), as the Canucks defeated Pittsburgh 7-5. Tanti also added an assist

**2007:** Josh Green scored in the 6th round of the shootout as the Canucks beat the visiting Panthers 4-3, to extend their home unbeaten streak over Florida to 8 games (4-0-4) over the previous 13 years.

**2009:** Roberto Luongo is named to the 2009 NHL All-Star Game in Montreal. This would be Luongo's third All-Star nomination in three seasons as a Vancouver Canuck.

**2011:** Securing 10 consecutive wins with a victory over Edmonton, Canucks goaltender Cory Schneider ties a franchise record for the longest undefeated streak. Kirk McLean (twice), Dan Cloutier (twice), Cesare Maniago and Richard Brodeur share this franchise record

**2010:** Alex Burrows became the third player in Vancouver Canucks history to score hat tricks in two consecutive games and Roberto Luongo got his 50th career NHL shutout in a 4-0 win over the visiting Phoenix Coyotes.

**2011:** Ryan Kesler scored his second career hat trick as the Canucks set a franchise record by going unbeaten in regulation for 15 straight games (13-0-2) with a 6-1 win over the visiting Edmonton Oilers.

### JANUARY 8

**1979:** Glen Hanlon became the first goaltender in franchise history to win 10 games in his rookie season when the Canucks beat the Maple Leafs 5-1 at Toronto.

**1996:** Alexander Mogilny scored his 500th career NHL point, with a goal in an 8-5 loss at Pittsburgh.

**2003:** Markus Naslund scored two power-play goals to reach 30 goals in a season for the 4th time in his career as the Canucks won 6-4 against the visiting Ottawa Senators.

**2003:** Marc Crawford earns the right to coach the Western Conference All-Star Team at the 53rd NHL All-Star Game, becoming the first Canucks Head Coach to do so.

**2004:** Magnus Arvedson scored twice as the Canucks recorded a team-record 6th straight road win, 3-1 over the Kings at Los Angeles.

**2011:** The Canucks establish the best 20-game stretch in franchise history with a 17-1-2 (36 points) record in 20 games played from Nov. 24-Jan. 8.

## JANUARY 9

**1973:** Dunc Wilson recorded his second career NHL shutout (and first home shutout in team history), a 3-0 win against the visiting St. Louis Blues.

**1987:** Pat Quinn, Head Coach of Los Angeles Kings, who has accepted the position of President and General Manager of the Vancouver Canucks, is suspended from the League by NHL President John Ziegler. Ziegler also levies fines on Vancouver and Los Angeles.

## JANUARY 10

**1997:** Alex Mogilny scored :41 into the game as the Canucks won 5-3 at home in their final NHL game against the Hartford Whalers.

**1998:** Mark Messier became the 6th player in NHL history to reach the 1,000 assist plateau, as the Canucks tied 2-2 against the visiting Florida Panthers.

**2009:** Mats Sundin scored his first goal on his first shot since joining the Vancouver Canucks, in a 4-2 loss to the visiting San Jose Sharks. It was the 556th goal of his career.

## JANUARY 11

**1980:** Don Lever became first player in Canucks history to score 400 career points. #400 came in a 6-4 loss at Toronto. The game featured a total of 91 shots, as the Canucks outshot the Maple Leafs 48-43.

**2010:** Daniel Sedin became the 6th player to score 500 career points in a Vancouver Canucks uniform when he picked up two assists in a 3-2 loss to the visiting Nashville Predators; Daniel reached the mark one month after his brother Henrik scored his 500th point.

**2011:** Henrik Sedin, Daniel Sedin and Ryan Kesler are named to the 2011 All-Star team. Ryan Kesler would go on to be announced as one of four assistant captains.



**2016:** Daniel Sedin tied Markus Naslund as the highest goal-scorer in Canucks history when he got his second goal of the night, at 2:21 of overtime, in a 3-2 win over the visiting Florida Panthers. His two goals gave him 346 with the Canucks.

## JANUARY 12

**1994:** Pavel Bure scored twice to give him 20 goals in each of his three NHL seasons, as the Canucks won 4-3 in Quebec in their final NHL game against the Nordiques.

**1996:** Bret Hedican appears at the NHL All-Star Game after completing one revolution of the ice surface in a time of 13,477 seconds at the Vancouver Canucks Super Skills competition on December 16th. Hedican places second behind Mike Gartner who finishes the lap in 13,386 seconds.

**1998:** Mark Messier picked up an assist to move past Phil Esposito for 4th place on the NHL career list with 1,591 points. The milestone came in the Canucks' 3-2 loss at Chicago.

**2012:** Daniel Sedin picked up his 700th career point with an assist, then scored his 100th career power-play goal at :46 of OT to give the Canucks a 3-2 victory in St. Louis. He became the 10th Swedish born player to do so.

## JANUARY 13

**1988:** Tony Tanti scored four goals (on four shots) and added an assist and rookie John LeBlanc picked up four assists as the Canucks beat the Winnipeg Jets 8-2. It was Tanti's 7th career hat trick.

**2000:** Mark Messier is named to the North American All-Star Team. It is the 14th time Messier has been named an All-Star.

**2004:** The Canucks win their eighth consecutive road game establishing a new club record. The previous record of five straight wins on the road had been accomplished five times.

**2007:** Daniel Sedin scored his 100th career goal and added three assists in the Canucks 6-1 win at Toronto. Vancouver scored 5 power-play goals, with Trevor Linden and Taylor Pyatt scoring PPGs in a span of 13, a team record.

**2008:** Rookie defenseman Alex Edler scored the lone shootout goal for the second time in four games as the Canucks won 4-3 against the Blues at St. Louis.

## JANUARY 14

**1974:** Phil Maloney replaced Bill McCreary as Canucks Head Coach, and became the fourth coach in team history. McCreary had coached the Canucks to a 9-25-7 record in 41 games.

**1978:** Don Lever played in his 437th consecutive game, a team record, but suffered a broken cheekbone and missed the next five games. Canucks tied with the Colorado Rockies, 3-3.

**2003:** Marc Crawford won his 142nd game with Vancouver, tying him with Harry Neale as the franchise leader in coaching victories as the Canucks won 4-3 against the visiting Nashville Predators.

**2006:** Todd Bertuzzi scored twice on Vancouver's first three shots en route to his 5th career hat trick and his 500th career NHL point, as the Canucks won 8-1 over the Islanders at New York.

## JANUARY 15

**1984:** Tony Tanti scored his first NHL hat trick and Frank Caprice recorded his only NHL shutout in a 5-0 win over the Hartford Whalers.



**1992:** Coach Pat Quinn recorded his 250th career coaching victory, when he helped the Canucks to a 5-3 win over the Oilers, in Edmonton.

**1996:** Rookie Corey Hirsch made 37 saves for his first career shutout, and the Canucks earned their first shutout against the Bruins (dating back to 1970-71), a 6-0 victory in Boston.

**2002:** Canucks officially change the name of their charitable arm from Canuck Foundation to the Canucks For Kids Fund.

**2015:** Ryan Miller recorded his 33rd career shutout to lead the Canucks to a 4-0 victory at Philadelphia; it was his second straight shutout over the Flyers.

## JANUARY 16

**1973:** Dennis Kearns became the first Canucks' defenseman to get four assists in a game, as Vancouver beat Toronto 6-4.

**1980:** Rookie Rick Vaive set a club record with 12 shots on goal, but did not score, as the Canucks lost 5-3 to the Atlanta Flames.



# ON THIS DAY IN CANUCKS HISTORY

**1994:** Trevor Linden set a team record for fastest goal from the start of a game, when he scored just :09 into a 4-3 win over the Mighty Ducks, in Vancouver's first-ever game in Anaheim.

**2003:** Trevor Linden became only the second player in Canucks history to play 800 games in a Canucks uniform when Vancouver lost 5-2 at Minnesota.

**2007:** Roberto Luongo recorded his 30th career shutout in a 4-0 win at Montreal, in the victory extended the Canucks' unbeaten streak over the Canadiens to 10 straight games (9-0-1).

**2015:** Ryan Miller became the first goaltender in team history to record two road shutouts in two consecutive days, when his 34th career shutout gave Vancouver a 3-0 win over the Hurricanes; it was also the Canucks' first-ever shutout at Carolina.

## JANUARY 17

**1988:** Stan Smyl scored twice to become the first player in Vancouver Canucks history to score 250 career goals. They came in a 6-5 win against the Jets, at Winnipeg.

**2003:** Marc Crawford became the winningest coach in Vancouver Canucks history, when he led the team to a 4-2 win at Chicago. Crawford's 143rd victory with Vancouver moved him one ahead of Harry Neale.

**2008:** Roberto Luongo made 47 saves, and Markus Naslund, playing in his 1,000th NHL game, scored a goal as the Canucks lost 3-2 in a shootout to the Red Wings at Detroit.

## JANUARY 18

**1986:** Steve Tambellini set a team record for fastest goal from the start of a period, when he scored at :06 of the second in a 4-4 tie at Los Angeles.

**1998:** The NHL All-Star Game is held in Vancouver for the first time since Jan. 25, 1977. The North American All-Stars defeat the World Team All-Stars 8-7. Mark Messier plays for North America and records a goal and an assist. Pavel Bure plays for the World Team and records an assist.

**2009:** Willie Mitchell recorded his 100th career NHL point with an assist in a 6-5 shootout loss to the visiting Columbus Blue Jackets.

**2014:** Henrik Sedin's ironman streak comes to a conclusion against Calgary, after having played 679 consecutive games. The streak began on March 21, 2004 and ranks as the sixth longest in NHL history.

**2019:** Thatcher Demko became the first goaltender in franchise history to win each of his first two NHL appearances with a 4-3 victory vs the visiting Buffalo Sabres.

## JANUARY 19

**1982:** Rookie Marc Crawford scored the first goal of his NHL career, in a 5-4 loss to the visiting St. Louis Blues.

**1984:** Roger Neilson was replaced as head coach of the Vancouver Canucks by GM Harry Neale. He completed his coaching record with Vancouver at 51-61-21 in 133 games.

## JANUARY 20

**1976:** Dennis Verbeegh represented Vancouver in the NHL All-Star Game, played in Philadelphia. He scores two goals ten seconds apart in the third period, to set an All-Star Game record.

**1984:** Dave "Tiger" Williams scored his first career hat trick in a 6-6 tie against the Jets, at Winnipeg.

**2009:** Daniel and Henrik Sedin became the highest scoring twins in NHL history when they each picked up an assist (in a 2-1 overtime loss at San Jose) to give them a combined 850 NHL points, one more than Rich and Ron Sutter.

**2015:** Ryan Miller became the first goaltender to post shutouts in consecutive days (Jan. 19 and Jan. 20) since Ken Lockett accomplished the feat in 1975 (Apr. 1 and 2) and became the first Canucks goaltender to post road shutouts in two consecutive days.

**2017:** Henrik Sedin became the first player in Canucks history to score 1,000 career points when his second-period goal helped the Canucks to a 2-1 victory over visiting Florida. He became the 4th Swedish-born (and 85th NHL player) to get 1,000 career points.

## JANUARY 21

**1975:** Gary Smith became the first Canuck to be voted to the NHL All-Star Game, held at the Montreal Forum. Smith plays 30:43 for the Clarence Campbell Conference, backing up starter Bernie Parent. Defenceman Tracy Pratt also represented Vancouver in the Wales Conference 7-1 victory.

**2006:** Brendan Morrison scored 57 seconds into the game, as the Canucks tied a team-record with six goals in the first period, on their way to a 6-2 win against the visiting Montreal Canadiens.

**2010:** Alex Burrows tied a team record with his 13th goal in the month of January, as the Canucks beat the visiting Dallas Stars 4-3.



**2012:** Roberto Luongo became the Canucks' all-time leader in career victories, when he picked up his 212th with the team, a 4-3 win over the visiting Sharks; he broke the mark of 211 held by Kirk McLean.

**2016:** Daniel Sedin passed Markus Naslund to become the leading goal-scorer in Vancouver Canucks' history, with the 347th of his career and ended the night with 2 goals and 2 assists in a 4-2 win at Boston. He also reached the 20-goal mark for the 10th time.

## JANUARY 22

**1972:** Andre Boudrias scored his first career hat trick and the fifth hat trick in Canucks history, leading Vancouver to a 5-2 win over the New York Rangers.

**1983:** Vancouver Canucks celebrated the 1,000th game in franchise history with a 4-3 win over Edmonton.

## JANUARY 23

**1976:** Garry Monahan scored his first career hat trick in an 8-3 win over the Minnesota North Stars.

**1977:** Dennis Verbeegh became the third player to score 100 goals in a Canucks' uniform, in a 6-2 Vancouver win against the New York Rangers.

**1997:** Pavel Bure became the 4th player in franchise history to score 200 goals as a member of the Canucks. The milestone came in a 4-3 loss at St. Louis.

## JANUARY 24

**1976:** Chris Oddleifson became the first Vancouver Canucks' player to score two shorthanded goals in a game, when he scored twice in the second period of a 5-5 tie against Toronto.

**1999:** Vancouver Canucks fired head coach Mike Keenan, and named Marc Crawford as his replacement (the 15th coach in team history).

## JANUARY 25

**1977:** The NHL All-Star Game is played in Vancouver's Pacific Coliseum. Defenceman Harold Snepets represents the Canucks. The Campbell Conference loses 4-3 to the Wales Conference.

**2015:** Radek Ribata appeared in his first NHL All-Star game recording the game's opening tally.

## JANUARY 26

**1973:** Andre Boudrias became the first player in team history to register 100 career assists in a 5-1 victory over the visiting Islanders. The Canucks set a team record with 25 shots in the second period and improved to 3-0-0 at home against the Islanders.

**1975:** Bobby Lalonde picked up three assists as the Canucks reached the 25-win milestone for the first time in franchise history, a 6-4 victory over the visiting Maple Leafs.

**2002:** Vancouver set a team record for most wins in the month of January, when they got their 9th of the month, a 2-0 win at Calgary. Peter Skudra recorded his 5th career shutout (his first with Vancouver) and Todd Bertuzzi scored a point in his 12th straight game.

**2003:** Markus Naslund became the second player in Vancouver Canucks history to register 10 game winning goals in one season and Peter Skudra recorded his 6th career shutout in a 1-0 win over the visiting Phoenix Coyotes.

**2011:** Defenceman Lee Sweatt scored the game-winning goal on his first shot in his NHL debut with the Canucks. Sweatt was the fifth Canucks player to record the game-winner in his NHL debut with Vancouver.

## JANUARY 27

**1982:** Stan Smyl became Vancouver's leader in career hat tricks, as he got the fifth of his career in a 4-3 win over Buffalo.

**1996:** The Canucks debuted the 'Third Jersey' vs the New York Islanders in a 6-3 win at General Motors Place. The Canucks 'Third Jersey' colours are red, accented with yellow and black.

## JANUARY 28

**2002:** Vancouver Canucks set a franchise record for most wins in the month of January, when they got their 10th of the month, a 5-1 win over the visiting Nashville Predators. Markus Naslund got his 6th career hat trick as the Canucks gave up just 14 shots. Markus Naslund records his second hat trick of the season, and takes over the NHL lead for points scored with 57. This marks the first time in club history that a Canucks player has led the League in scoring after January 1st.

**2006:** Vancouver Canucks won their first road shootout game in team history, a 4-3 victory at Colorado.

**2018:** Rookie Brock Boeser is named MVP of the NHL All-Star game after registering two goals and an assist to lead the Pacific division All-Stars to the title.

## JANUARY 29

**1974:** For the first time, the Canucks have two representatives in the NHL All-Star Game, right winger Bobby Schumatz and defenceman Jocelyn Guevremont.

**1978:** Vancouver purchased Claire Alexander from the Toronto Maple Leafs.



**1981:** Tiger Williams set a team record with 35 penalty minutes in a 3-1 loss at Washington. Williams picked up 5 minors, one major, a misconduct and a game misconduct during the night.

**1986:** Rick Lanz scored his 200th career point to become the second defenseman in Canucks history to reach that milestone, as the Canucks tied Calgary 4-4.

**1988:** Tony Tanti became the second player in Vancouver Canucks history to score 200 career goals, when he picked up a goal during a 4-2 loss to the Hartford Whalers.

## JANUARY 30

**1973:** Bobby Schumatz became the first Vancouver forward to appear in the NHL All Star game. He scored the winning goal as the East team beat the West, 5-4 at Madison Square Garden, in New York.

**1988:** Tony Tanti became the Vancouver Canucks' career leader in hat tricks with the 8th of his career, during a 4-3 loss in Calgary. His second goal was the 30th of the season as he became first Canucks to register five consecutive 30-goal seasons.

**1991:** Vancouver set a team record with 62 shots and Gino Odjick set another team record with 36 penalty minutes in a 9-4 loss at Edmonton.

**1997:** Vancouver Canucks set a franchise record for most wins in the month of January, when they got their 8th of the month, a 2-1 overtime victory over the visiting New York Islanders.

**1999:** The Canucks registered their first win under coach Marc Crawford as Vancouver won 3-2 against the visiting Chicago Blackhawks.

**2010:** Alex Burrows sets a franchise record for most goals in the month of January with his 15th goal, after scoring two goals against the Toronto Maple Leafs. During the month, he also recorded hat tricks in back-to-back games to become the third Canucks to accomplish the feat.

## JANUARY 31

**1989:** Rookie Trevor Linden scored a goal and added two assists as the Canucks picked up their milestone 500th victory in franchise history, 6-2 over the visiting Edmonton Oilers.

**1991:** Vancouver Canucks set team records for most shots in a period (with 28 in the third) and most shots in a game game, 62 in a 3-3 tie against the visiting New York Rangers.

**1991:** Vancouver General Manager Pat Quinn took over as head coach of the Canucks, replacing Bob McCammon.

**2006:** Despite being outshot 46-26 by the Coyotes, Alex Auld made 42 saves and Henrik Sedin had his first career four-point game (a goal and three assists) in the Canucks 7-4 win at Phoenix.

**2012:** Daniel Sedin set a Vancouver franchise record for most career regular season overtime goals, when he scored the 10th of his career, 3:37 of OT to give the Canucks a 3-2 win over the visiting Blackhawks. He broke the mark of 9 scored by Brendan Morrison.

**2016:** Daniel Sedin appeared in his third NHL All-Star Game in Nashville, registering four points (2-2-4) to help Team Pacific Division win the 3-on-3 exhibition tournament.

## FEBRUARY

### FEBRUARY 1

**1974:** Phil Maloney replaced Hal Laycoe as the General Manager of the Vancouver Canucks. Maloney became the third G.M. in Canucks history.

**2002:** Longtime Canucks P.A. Announcer and Canucks Alumni member John Ashbridge is presented with the NHL Alumni "7th Man Award." The presentation is made during the 52nd NHL All-Star Weekend, recognizing a member of the NHL Family who has contributed behind the scenes for a significant period of time.

**2013:** Vancouver coach Alain Vigneault picked up his 400th career NHL victory when 22-year-old rookie Jordan Schroeder (still goal-less in the NHL) scored in his first career shootout attempt to give the Canucks a 2-1 win over the visiting Blackhawks.

### FEBRUARY 2

**1980:** Harold Snepets scored his first goal of the season on a penalty shot, against Gilles Meloche at Minnesota, as the Canucks beat the North Stars 5-4. It was the first penalty shot awarded to a Canucks' defenceman.

**2002:** For the second straight season, Ed Jovanovski and Markus Naslund represent the Canucks at the NHL All-Star game. Naslund scored the game-winning goal on his way to a three point night (2-1-3), while Jovanovski notched a goal for the North American Team.

**2003:** The Canucks are represented at the 53rd NHL All-Star Game in Florida by Markus Naslund, Todd Bertuzzi and Ed Jovanovski. The Canucks coaching staff of Marc Crawford, Jack McIlhargey and Mike Johnston also represent Vancouver. It is the largest Canucks representation at an NHL All-Star Game.

# ON THIS DAY IN CANUCKS HISTORY

**2011:** Ryan Kesler scored twice to become the first U.S. born player to score 30 goals in a season for the Canucks, and Roberto Luongo recorded his 54th career shutout in a 6-0 win at Phoenix.

## FEBRUARY 3

**1979:** Ron Sedlbauer scored twice to become the fastest 30-goal scorer in Canucks history (with 30 goals in 52 games) as Vancouver won 5-1 at Washington.

**2006:** Marc Crawford (at age 44 years, 335 days) became the third-youngest coach in NHL history to accumulate 400 wins, in a 3-1 win at Calgary. Only Scotty Bowman (43 years, 148 days) and Glen Sather (44 years, 198 days) were younger.

**2020:** Daniel and Henrik Sedin became the fifth and sixth players in Canucks history to have their jersey numbers retired, as No. 22 and No. 33 were raised to the rafters during a pre-game ceremony prior. Jacob Markstrom made 49 saves to set an NHL record for most saves in a shutout by a Swedish-born goaltender, as Vancouver defeated Chicago 3-0.

## FEBRUARY 4

**1978:** Murray Bannerman played the third period of a 5-1 loss to Chicago and did not allow a goal. He remains the only recorded Canuck goaltender who has never been scored on.

**2001:** Ed Jovanovski and Markus Naslund played in the 2001 NHL All-Star game in Colorado. Naslund is a member of the World Team and records a goal and an assist. Jovanovski notched an assist for the North American Team.

**2002:** Todd Bertuzzi picked up an assist to give him points in 15 straight games, tying a Canucks' team record. The milestone came in a 4-2 win over the visiting Phoenix Coyotes.

**2011:** Daniel Sedin set a Vancouver Canucks franchise record with his 50th career game winning goal, and also had an assist in a 4-3 win over visiting Chicago; he broke the mark of 49 GWGs set by Markus Naslund.

**2013:** Rookie Chris Tanev became the first player in Vancouver history to score his first career NHL goal in overtime, when he connected at 4:40 of OT in a 3-2 win at Edmonton.

## FEBRUARY 6

**1992:** Vancouver Canucks set a team record for fastest two goals when Greg Adams and Cliff Ronning combined to score in a span of :06 during the second period in a 5-4 overtime loss to the visiting New York Islanders.



**1997:** Kirk McLean registered his 200th career NHL victory. Martin Gelnas scored his second career hat trick (first with Vancouver) and Trevor Linden and Pavel Bure each had four assists in a 7-4 win at Detroit.

**1998:** Peter Zedel scored a goal .53 into his first game with Vancouver and added an assist 8 minutes later as the Canucks won 5-4 over the visiting Edmonton Oilers.

**2004:** Longtime Canucks employee Norm Jewison is named the 2004 NHL Alumni "7th Man." The "7th Man Award" is awarded annually to a member of the NHL family who has contributed behind the scenes for a significant period of time. He began working for the Vancouver Canucks prior to the 1977-78 season. Norm was formally presented his award at the NHL Alumni All-Star Awards Dinner in Minneapolis, Minnesota.

**2007:** Roberto Luongo became the first goaltender in Vancouver Canucks history to win 30 games in his first year with the team, in a 5-2 win at Edmonton. Daniel Sedin had 3 goals and 2 assists and his brother Henrik added 4 assists.

**2014:** Roberto Luongo and Montreal Canadiens forward Max Pacioretty made NHL history for the two fastest penalty shot attempts in a game (11:47 and 13:38 of the second period), both of which were stopped. It was the first time in NHL history a player had three penalty shots awarded in the same season against the same goaltender.

## FEBRUARY 7

**1975:** Gary Smith became the first goalie in Vancouver Canucks history to win 25 games in one season and John Gould scored his 20th and 21st goals of the season and added an assist in a 3-1 win over the visiting Chicago Blackhawks.

**1991:** Pat Quinn picked up his first victory as coach of the Vancouver Canucks, a 2-1 win at Philadelphia.

**1996:** Dave Babych became the 109th player in NHL history to play in 1,000 career games, as the Canucks lost 5-3 to the visiting Hartford Whalers.

**2015:** Daniel Sedin became the franchise leader in power play goals (115), surpassing the previous leader Markus Naslund who had accumulated 114 in his career with the Canucks.

## FEBRUARY 8

**2001:** The Canucks and the San Jose Sharks play to the first scoreless draw in Vancouver. The game marks the third time in Canucks history they have played to a 0-0 tie.

## FEBRUARY 9

**1971:** Rosaire Paiment sets a club record with four goals against Buffalo in a 6-3 victory.

**1993:** Pavel Bure scored his 45th and 46th goal to break the club record single-season mark of 45 set by Tony Tanti during the 1983-84 season. Canucks won 5-1 over the Nordiques in Quebec City.

## FEBRUARY 10

**1976:** Chris Oddleifson picked up two assists as the Vancouver Canucks recorded the 100th home win in franchise history, 3-2 over the New York Islanders.

**1981:** Winger Tiger Williams and defenceman Kevin McCarthy are both voted to the Campbell Conference Team for the NHL All-Star Game held at the Los Angeles Forum.

**2003:** Markus Naslund tied a team record with his 11th game winning goal of the season; it came in a 2-1 win against the visiting Chicago Blackhawks.

**2007:** Markus Naslund and Brendan Morrison scored 10 seconds apart in the second period as the Canucks won 3-2 over the visiting Atlanta Thrashers. It was Naslund's 103rd power-play goal with the Canucks, a new team record.

**2008:** Markus Naslund scored his 20th goal of the season for the 9th straight year (a franchise record) in a 3-2 shootout win over the visiting Chicago Blackhawks; Naslund broke the mark of 8 straight 20-goal seasons set by Stan Smyl.

## FEBRUARY 11

**1975:** Gary Smith made 30 saves to become the first goaltender in Vancouver history to get six shutouts in one season, when he led the Canucks to a 4-0 win over the visiting Kansas City Scouts.



**1982:** Referee Kerry Fraser awarded penalty shots to two Vancouver players in the same period for the first time in NHL history. Thomas Gradin and Ivan Hlinka both scored on Gilles Gilbert in the third period of a 4-4 Canucks' tie at Detroit.

## FEBRUARY 12

**1976:** Vancouver recorded their first ever regular season win over Montreal. Ron Sedlbauer and Dennis Vervegaert each scored twice in a 6-4 victory. The win snapped a streak of 30 consecutive games (0-25-5) without a win over Montreal.

**2011:** The Vancouver Canucks set a new franchise record going eight consecutive games without allowing a power play goal, stopping 35 consecutive power play opportunities, Jan. 24-Feb. 12/11. The previous club record of seven games was set in 1980-81, Jan. 6-20/81.

## FEBRUARY 13


**2016:** Henrik Sedin became Vancouver's all-time leader in career games, when he appeared in his 1,41st game with the Canucks, a 5-2 loss to visiting Toronto; he broke the mark 1,140 games set by Trevor Linden.

## FEBRUARY 14

**2007:** Defenseman Sami Salo scored the winning goal at 4:20 of overtime after getting an assist in regulation to give the Canucks a 3-2 win against the Wild at Minnesota. It was Salo's third OT goal of the season, a team record for defencemen.

## FEBRUARY 15

**2013:** Henrik Sedin became the Canucks' all-time leading scorer when his two assists moved him ahead of Markus Naslund (who had scored 756 points with the Canucks); he reached the milestone in a 4-3 loss to the visiting Dallas Stars.



## FEBRUARY 16

**1971:** Rosaire Paiement became the first Canuck to earn five points in a game with three goals and two assists in a 5-4 victory over the defending Stanley Cup champion Boston Bruins. Andre Boudrias became the first Vancouver player to score 20 goals, followed by Paiement, who tallied his 20th later that same period.

**2004:** Trevor Linden became the Vancouver Canucks all-time leader in games played, when he appeared in his 897th with the team (breaking Stan Smyl's record) in a 1-0 win over the Avalanche at Colorado. Dan Cloutier recorded his 14th career shutout.

**2019:** Loui Eriksson appeared in his 900th NHL game, becoming the 23rd Swedish player to reach that mark and the fourth Swede to do so in a Canucks uniform. He reached the milestone in a 3-2 loss to the Sharks at San Jose.

## FEBRUARY 17

**1987:** Richard Brodeur became the first Vancouver Canucks' net-minder to play 20,000 minutes in his career, as Vancouver defeated the Blues 4-3, at St. Louis.

**1988:** Rookie Kirk McLean earned his first career shutout, and the Canucks' first shutout against Pittsburgh, a 5-0 win over the visiting Penguins.

## FEBRUARY 18

**2003:** Vancouver tied a team record by extending their unbeaten streak to 10 games (6-0-4) after coming back from a 3-0 deficit in the final 15 minutes of the game to beat the Wings 4-3 at Detroit. Marek Malik scored at 3:02 of overtime for the victory.

**2003:** Marc Crawford became the sixth coach in NHL history to win 150 games with two different franchises (Quebec/Colorado and Vancouver) when the Canucks beat the Red Wings 4-3 in overtime, in franchise history.

**2007:** Vancouver Canucks recorded their 1,000th win in franchise history, 5-4 over the visiting Colorado Avalanche. It also marked Trevor Linden's 1,300th career NHL game.

**2017:** Canucks unveiled a statue of Pat Quinn in a pregame ceremony before a 2-1 overtime win over visiting Calgary.

## FEBRUARY 19

**2000:** Mark Messier picked up two assists for the 2,000th point of his NHL career (including the playoffs) as Vancouver won 3-1 at Ottawa.

**2004:** Wade Brookbank tied a team record for rookie defenceman with 22 penalty minutes in a 6-2 loss at Minnesota.

**2009:** Roberto Luongo became the 15th goaltender in NHL history to win 100 games with two different teams (Florida and Vancouver) when the Canucks beat the Senators 5-2 in Ottawa. Henrik Sedin tied a career high with four points (1-3-4).

## FEBRUARY 20

**1973:** Bobby Schmautz became the second Canucks' player to score 30 goals in a season in a 7-6 loss to Boston.

**1993:** Pat Quinn picked up his 300th career NHL coaching victory, with a 4-2 Canucks' win over the Winnipeg Jets.

**2003:** Vancouver Canucks set a team record by extending their undefeated streak to 11 games (7-0-4) after a 4-2 win over the Blues in St. Louis.

**2007:** Vancouver goalie Dany Sabourin made 38 saves for his first career NHL victory, and Markus Naslund tied a team record (set by Stan Smyl) by recording his 8th straight 20-goal season with the Canucks, in a 3-2 win at Anaheim.

## FEBRUARY 21

**1974:** Dennis Vervegaert picked up an assist to set a team rookie record with his 38th point of the season, in a 5-2 loss at Montreal.

**1975:** John Gould scored his first career hat trick and the Canucks reached the 30 win milestone for the first time in franchise history, and their first road victory over the Islanders, 4-1 in New York.


**1976:** Vancouver Canucks set a team record for fastest three goals when Glen Richardson, Ron Sedlbauer and Gerry O'Flaherty combined to score in a span of 1:48 during the second period, in a 5-4 win over the visiting St. Louis Blues.

**1991:** Dave Capuano became the first player in Vancouver history to get at least four assists in one game while assisting on every Canucks' goal in the game; he made history in a 6-4 loss at Calgary.

**1992:** Kirk McLean became the second goalie in Vancouver history to win 30 games in one season when the Canucks beat the Sharks 5-3 at San Jose.

## FEBRUARY 22

**1972:** Dale Tallon became the first defenceman in Canucks history to register power-play goals in one season. He reached the milestone in a 4-3 loss to the visiting Boston Bruins.



# ON THIS DAY IN CANUCKS HISTORY

**1979:** Gary Bromley earned his first shutout as a Canuck (and the 5th of his NHL career), stopping 25 shots en route to Vancouver's first shutout over Colorado, a 3-0 win over the visiting Rockies.

**2007:** Brendan Morrison scored a goal and also set a Vancouver franchise record by playing in his 483rd consecutive game with the Canucks, a 3-2 win at Los Angeles. He broke the record of 482 straight games set by Trevor Linden.

## FEBRUARY 23

**1991:** Troy Gamble set a team record for rookie goalies by winning his 13th game of the season, 5-2 over the visiting Red Wings; he broke the rookie mark of 12 wins set by Glen Hanlon in 1978-79.

**2003:** Markus Naslund became the first Vancouver player to score 40 goals for three straight seasons, and Dan Cloutier became the first Canucks goaltender to get 30 victories in back-to-back seasons, in a 7-2 win over Columbus.

## FEBRUARY 24

**1970:** The city of Vancouver was awarded the rights to an NHL expansion team. The Canucks joined the league eight months later, in the 1970-71 season along with the Buffalo Sabres.

**1990:** Dan Quinn scored his 4th career hat trick (his first with Vancouver) and the Canucks recorded the 200th road victory in franchise history, 6-4 over the Kings at Los Angeles.

**2002:** Ed Jovanovski and Canucks Vice President of Player Personnel Steve Tambellini helped Team Canada win its first Olympic Gold Medal in Ice Hockey in 50 years. The Canucks hold an open practice and show the Gold Medal broadcast before 9,000 fans, the largest single gathering in Canada for the game.

**2004:** Daniel Sedin scored four goals (including his first career hat trick) in a 4-2 win against the visiting Detroit Red Wings.

## FEBRUARY 25

**1970:** Vancouver Canucks named Bud Poile as their first General Manager in franchise history.

**2003:** Vancouver set a team record for most wins in February, when they got their 9th of the month, an 8-0 win over the Thrashers (their first-ever home win over Atlanta). Markus Naslund had a goal and 5 assists, and Dan Cloutier notched his 10th career shutout.

## FEBRUARY 26



**1986:** Richard Brodeur became the first Vancouver Canucks' goaltender to appear in 300 career games, in a 4-2 loss at Montreal.

**1987:** Tony Tanti had two goals and an assist to become the first player in Vancouver Canucks history to score 30-or-more goals in four straight seasons. This time #30 came in a 5-4 loss at Detroit.

**1989:** Trevor Linden scored twice in a 5-2 loss at Montreal, to give him 27 goals on the season, a new team rookie record. He broke the team record of 26 held by Dennis Verregeart.

**1995:** Vancouver Canucks picked up their milestone 700th victory in franchise history, 5-1 against the Sharks at San Jose.

**2014:** Eddie Lack tied a Vancouver team record for rookie goalies, with his third career shutout and Janik Hansen scored the only goal of the game as the Canucks beat the visiting St. Louis Blues 1-0. Lack matched the mark set by Glen Hanlon in 1978-79.

## FEBRUARY 27

**1977:** Dennis Kearns began a team-record 11 game assist streak as Vancouver won 4-3 at Chicago.

**1985:** Stan Smyl scored his 187th career NHL goal to pass Don Lever as the Canucks' all-time leading goal scorer, in an 11-5 loss at Detroit.

**1996:** Trevor Linden set a team record for consecutive games played, when he appeared in his 438th straight contest, when the Canucks lost to Pittsburgh, 7-4. Linden broke the team "ironman" mark of 437 set by Don Lever.

**1997:** Kirk McLean became the first goaltender to record 200 wins with Vancouver, in a 6-2 victory (their first-ever) over the Coyotes. Martin Gelinás scored 4 goals and added an assist, and Russ Courtnall added a goal and 3 assists.

## FEBRUARY 28

**1984:** Patrik Sundstrom set a team record with his 7th game-winning goal of the season, as the Canucks beat Washington 3-2.

**1986:** Richard Brodeur became the first Vancouver Canucks netminder to register 100 career wins, in a 3-1 win over Philadelphia. Steve Tambellini led the scoring with two goals and an assist.

**1989:** Vancouver Canucks set a franchise record for most wins in the month of February, when they got their 8th of the month, a 3-2 win over the Nordiques in Quebec City.

**1992:** Kirk McLean tied a team record (set by Gary Smith in 1974-75) with his 32nd victory of the season, a 5-3 win over the visiting Winnipeg Jets. It was also the Canucks' 600th win in franchise history.

**1998:** Pavel Bure set an NHL record by scoring his third penalty shot goal of the season. It came in a 6-4 win over the visiting Ottawa Senators.

**1998:** Mark Messier scored twice (in a 6-4 win over Ottawa) to become the 4th player in NHL history to reach the 1,600 career point milestone.

## FEBRUARY 29

**1984:** Patrik Sundstrom scored a goal and added a team record six assists as Vancouver won 9-5 over the Penguins at Pittsburgh. Sundstrom was just the third player in NHL history to get six assists in a road game (joining Billy Taylor and Bobby Orr).

**1996:** Alexander Mogilyev scored his 50th and 51st goals of the season as Vancouver tied 2-2 with the visiting St. Louis Blues. Mogilyev became the second 50 goal scorer in Canucks history, joining Pavel Bure he also became the fourth player in NHL history to score 50 goals with two NHL teams.

## MARCH

### MARCH 1

**1992:** Kirk McLean set a team record with his 33rd win of the season, an 11-0 shutout over the visiting Calgary Flames. McLean broke Gary Smith's record of 32 wins set in 1974-75.

**1993:** Pavel Bure scored twice to become the first player in Vancouver's 23 year history to get 50 goals in a season. The Canucks won 5-2 against the Sabres in a neutral site game played in Hamilton.

### MARCH 2

**1983:** John Garrett made 31 saves for the only shutout of his NHL career, and Darcy Rota began a team-record 14 game point scoring streak in a 3-0 win against the Jets; it was the Canucks first shutout in Winnipeg.

**2000:** Mark Messier became just the fourth player in NHL history to score 1,700 career points, when he scored a goal in a 3-1 win over the visiting Anaheim Mighty Ducks.

**2010:** Christian Ehrhoff became just the third defenceman in team history to get two (or more) overtime goals in one season when he connected at 1:33 of OT for a 4-3 win in Columbus.

**2014:** The Canucks hosted the 2014 Heritage Classic against the Ottawa Senators at B.C. Place Stadium. 55,000 people were in attendance, making it the most attended game in franchise history.

**2021:** Head Coach Travis Green moves into fifth place on the Canucks all-time coaching wins list (110) following a 4-0 victory at Winnipeg.

## MARCH 3

**1985:** Thomas Gradin picked up four assists as the Canucks won 7-6 in overtime, at Hartford. It was the Canucks' 7th regular season overtime win of the year, tying an NHL record.

**2003:** Matt Cooke scored two goals and added an assist as the Vancouver Canucks tied a franchise record with their 21st road victory of the season, 6-4 over the Bruins at Boston. It was also their 40th road win in franchise history.



**2004:** Brent Sopel scored a goal and two assists as the Canucks and Avalanche played to a 5-5 draw in Colorado in the final road game in Vancouver history that ended in a tie.

**2015:** Vancouver Captain Henrik Sedin became the first player in franchise history to register career 900 points when he scored twice in a 6-2 loss to the visiting San Jose Sharks.

## MARCH 4

**1976:** Gary Smith became the first goaltender to play 200 games in a Vancouver uniform, as the Canucks tied the Islanders 3-3, at New York.

**1980:** Stan Smyl had two assists to establish a new club record for consecutive point scoring streak (12 games) as the Canucks beat the Winnipeg Jets 2-1. Smyl scored 5 goals and 17 assists during the streak.

**1981:** Thomas Gradin scored his first NHL hat trick in a 5-2 win at Toronto.

## MARCH 5

**2011:** Roberto Luongo became the 25th goaltender to win 300 career NHL games as the Canucks beat the Kings 3-1 in Los Angeles.

## MARCH 6

**1987:** Petri Skriko established a new club record with his 4th hat trick of the season, the 5th of his career, and led Vancouver to a 4-1 victory over Montreal.

**1996:** Russ Courtnall scored a power-play goal, a shorthanded goal and an even-strength goal within a span of 9:35 during the second period (for his first hat trick with the Canucks) in a 5-2 win over the visiting Buffalo Sabres.

**2007:** Roberto Luongo tied a franchise record (set in 1991.92 by Kirk McLean) with his 38th victory of the year, as the Canucks beat the visiting Tampa Bay Lightning 5-1.

## MARCH 7

**1975:** Gary Smith became the first goaltender in Vancouver Canucks history to win 30 games in one season. The milestone victory was a 2-1 win against the visiting Chicago Black Hawks.

**1980:** Stan Smyl scored his first career NHL hat trick, as the Canucks lost 9-3 in their final home game against the Atlanta Flames.

**1984:** Tony Tanti became the third Canucks player to score 40 goals in a season, and added the winning goal in a 4-3 win over the Winnipeg Jets. Tanti also scored a club record 16th power-play goal in the game.

## MARCH 8



**1983:** Thomas Gradin tied a team record with four assists as the Canucks won 7-3 over the visiting New York Rangers.

**1985:** Thomas Gradin had two assists to become the first player in Vancouver Canucks history to score 500 career points, as Vancouver beat the Kings 4-3.

**1992:** Vancouver set a team record with their 16th road victory of the season in a 7-3 win at Philadelphia. Their old record of 15 road wins came in the 1974/75 season. Jim Sandlak led the scoring with two goals and three assists.

**2004:** Trevor Linden became the Vancouver Canucks all-time leading scorer, when he picked up his 674th point with the team in a 9-2 loss to the visiting Colorado Avalanche. Linden broke the mark previously held by Stan Smyl.

## MARCH 9

**1973:** Andre Boudrias scored on the first penalty shot awarded to a Vancouver player, scoring on Roger Crozier, as Vancouver beat Buffalo 5-2.

**1993:** Pavel Bure had two assists to give him 92 points for the season, a new team record. The milestone came in a 7-2 win over the visiting New Jersey Devils. Bure broke the mark of 91 points set by Patrick Sundstrom.

**2007:** Roberto Luongo set a team record with his 39th victory of the season, a 2-1 victory at San Jose. He broke Kirk McLean's team record of 38 wins, set in 1991.92.

## MARCH 10

**1977:** Cesare Maniago earned his first shutout as a Canucks net-minder, and stopped 19 shots as Vancouver beat visiting Chicago 5-0. It was Maniago's 29th career NHL shutout.

**1980:** Rookie Brent Ashton tied club records with three assists in one period and four in one game, as the Canucks won 5-2 on the road in their final NHL game against the Atlanta Flames.

**1989:** Vancouver defeated Los Angeles 4-2 and won its 8th consecutive home game, to tie a club record.

**2005:** The National Hockey League's Board of Governors approves the 50 per cent acquisition of the Vancouver Canucks to the Aquilini Investment Group.

**2010:** Daniel and Henrik Sedin, along with their wives, donate \$1.5 million to BC Children's Hospital.

## MARCH 11

**1986:** Rick Lanza became the Canucks' all-time leading goal scorer among defencemen, passing Kevin McCarthy with his 52nd career goal, in a 1-1 tie against the Nordiques in Quebec City.

**1990:** Jim Agnew set a team record for rookie defenseman with 14 penalty minutes in a 5-3 win over visiting Pittsburgh.

## MARCH 12

**1983:** Vancouver Canucks defeated Buffalo 8-3 and established a club record with their 5th consecutive victory. Darcy Rota led the scoring with his 7th career hat trick.

**2002:** Artem Chubarov scored to become the first player in NHL history whose first four career goals were all game winners and Dan Cloutier tied a team record with his 6th shutout of the season, a 5-0 win at Nashville (and their first shutout vs NSH).

# ON THIS DAY IN CANUCKS HISTORY

**2014:** Henrik Sedin became the first player to appear in 1,000 games as a member of the Vancouver Canucks, reaching the milestone on a 3-2 shootout victory at Winnipeg.

## MARCH 13

**2007:** Brendan Morrison became the 15th player in NHL history to play in 500 consecutive games; the milestone came in a 3-2 overtime loss to the visiting Minnesota Wild.

**2019:** Jacob Markstrom moves into sole possession of fifth place for wins in franchise history (73) after a 4-1 victory over the visiting New York Rangers.

## MARCH 14

**1975:** Vancouver Canucks set a franchise record for most home wins in a season, with their 20th of the year, 5-1 over the visiting Sabres.



**1983:** Darcy Rota tied a club record by scoring a goal in his sixth straight game as the Canucks lost 6-3 to the North Stars at Minnesota.

**1992:** Vancouver goaltender Kirk McLean registered his 100th career NHL victory when the Canucks set a franchise record with their 39th win of the season, 6-4 at Calgary.

**1995:** Kirk McLean appeared in his 378th game as a Vancouver Canuck, breaking Richard Brodeur's record for career games by a Vancouver goaltender. The record came in a 3-3 tie against the Jets, at Winnipeg.

**2011:** With a win over Minnesota on the team's 71st game of the season, the Canucks set a franchise record for the fastest the club has reached 100 (or more) points. The previous record was set in the 77th game of the 2006-07 season.

**2013:** The NHL approves the realignment of NHL clubs condensing six divisions into four. The Vancouver Canucks are placed into the new Pacific division with the Anaheim Ducks, Calgary Flames, Edmonton Oilers, Los Angeles Kings, Phoenix Coyotes and San Jose Sharks.



**2013:** Alain Vigneault recorded his 300th win as a Canucks coach with a 7-4 victory over the Nashville Predators. He became the only coach in franchise history to reach this milestone.

## MARCH 15

**2007:** Roberto Luongo became the first goaltender in team history to win 40 games in one season and Daniel Sedin set an NHL record with his 4th power-play overtime goal of the year (and tied a record with his 4th OT goal) in a 3-2 win vs St. Louis.

**2009:** Ryan Kesler had three assists as the Canucks tied a franchise record (set in 1992) with their ninth straight home win, a 4-2 victory over the visiting Colorado Avalanche.

**2009:** Mattias Ohlund became the highest scoring defenceman in Vancouver Canucks history, when he picked up his 322nd point with the team (an assist) in a 4-2 win over the visiting Colorado Avalanche.

## MARCH 16

**2010:** Henrik Sedin scored a goal and also became the Vancouver Canucks' all-time leader in assists when he scored the 416th of his career in a 3-1 win over the visiting Calgary Flames. He broke the mark of 415 previously set by Trevor Linden.

**2013:** Alex Burrows scored the fastest game-opening goal in Canucks history at 0:06 of the first period against the Detroit Red Wings. Burrows' six second marker was the 4th fastest in League history and broke the previous franchise record of nine seconds set in 1994 (Trevor Linden). The Canucks wore redesigned maroon Vancouver Millionaires jerseys versus the Detroit Red Wings to celebrate a century of hockey in Vancouver.

## MARCH 17

**2003:** Todd Bertuzzi became the 4th player in Vancouver Canucks history to score 20 power-play goals in one season, with his third career hat trick in a 4-2 win over the Stars at Dallas. It was the Canucks 22nd road victory of the season, a new team record.

**2009:** Vancouver Canucks set a franchise record with their 10th straight home win, a 4-2 victory over the visiting Dallas Stars.

**2015:** The Canucks celebrate the life of Pat Quinn during their St. Patrick's Day game against one of Pat's former teams, the Philadelphia Flyers.

**2019:** Elias Pettersson tied Pavel Bure and Ivan Hlinka for most points by a rookie (60) in franchise history with an assist in a 3-2 shootout win at Dallas.

## MARCH 18

**1989:** Kirk McLean became the third goaltender in team history to win 20 games in one season and extended his home unbeaten streak to 11 games (10-0-1) and Petri Skriko scored a goal and added an assist when the Canucks beat the Islanders 2-1.

**1992:** Vancouver Canucks reached the 40 win milestone for the first time in franchise history, with a 3-2 victory over the visiting Hartford Whalers.

**2019:** Elias Pettersson set a new Canucks rookie scoring record (61) with an assist in a 3-2 overtime win at Chicago.

## MARCH 19

**1971:** Rosaire Pielmeier scored his 30th goal of the season, becoming the first Canuck ever to reach that mark. Vancouver defeats Pittsburgh 6-4.

**1972:** Dunc Wilson became the first goaltender in Vancouver Canucks history to appear in 50 games in one season; he set the mark in a 3-3 tie against the visiting St. Louis Blues.

**1980:** Stan Smyl scored 30 goals in a season for the first time in his NHL career after notching a goal, in a 3-3 tie against Buffalo.

**1996:** Trevor Linden became the third player to score 500 career points in a Vancouver Canucks uniform when he scored a goal in a 4-3 loss to the visiting Colorado Avalanche.

**2014:** Eddie Lack set a franchise record for rookie goaltenders with his 4th shutout of the season, 2-0 over the visiting Nashville Predators; he broke the mark of 3 shutouts set by rookie Glen Hanlon in 1978-79.

## MARCH 20

**1982:** Thomas Gradin became the first Canucks player to score 80 points in a season when he picked up an assist as Vancouver tied 3-3 with the Nordiques, in Quebec City.

**1992:** Vancouver Canucks clinched the 1992 Smythe Division Championship, with a 2-2 tie against the Winnipeg Jets, at the Pacific Coliseum.

**1999:** Adrian Aucoin tied a team record for defencemen (set by Doug Halward in 1982-83) with his 19th goal of the season, in a 4-3 loss at Edmonton.

**2003:** Markus Naslund set a Vancouver team record with his 12th game winning goal of the season, as the Canucks won 7-3 over the visiting Nashville Predators. Naslund broke the record of 11 set by Geoff Courtnall in 1992.93.

## MARCH 21

**1981:** Dave "Tiger" Williams (who scored his 30th goal 4 days earlier) became the first player in NHL history to get 30 goals and 300 penalty minutes in the same season, when his 31 minutes (in a 5-3 loss at Montreal) put him over the 300 PIM mark.

**1983:** Darcy Rota scored two goals to become only the second player in Canucks history to score 40 goals in a season. It came as Vancouver defeated Pittsburgh 7-3. Rota tied Ron Sedlbauer's record set in 1978.79.

**2007:** Vancouver tied a franchise record with their 45th victory of the year, a 2-0 win against Nashville. Roberto Luongo recorded his 31st career shutout, and the Canucks first ever at home against the Predators.

**2011:** Canucks Sports & Entertainment becomes one of six founding members of the Green Sports Alliance. Donating leftover food from game nights to the Vancouver Food Bank and installing hardware to conserve water usage are just some of the steps taken as part of their ongoing environmental initiatives.

## MARCH 22


**1988:** Greg Adams scored twice to give him 100 goals in his NHL career as the Canucks won 5-3 over the visiting Toronto Maple Leafs.

**1989:** Stan Smyl became the first Canuck to play in 800 regular season games, as the Canucks lost 5-3 to the Maple Leafs at Toronto.

## MARCH 23

**1976:** Mike Walton scored twice and added an assist in the first period and the Canucks reached the 20 home win milestone for the first time in team history, with a 5-2 victory over the visiting Islanders.

**1983:** Stan Smyl scored the team's only goal and established a new club record a point in his 13th straight game, breaking his own record of 12. Canucks tied 1-1, at Washington.



**1984:** Tony Tanti scored his 43rd and 44th goals of the year (including the winner in overtime) to set a new team record for most goals in a season. The record came as the Canucks won 4-3 over the Winnipeg Jets. He broke the record set by Darcy Rota.

**1994:** Pavel Bure scored his 50th goal of the season for the second straight year, took 11 shots, set a team record by extending his goal scoring streak to 8 straight games, and added an assist as the Canucks won 6-3 over the Kings at Los Angeles.

**2011:** Daniel Sedin scored twice to reach the 40-goal mark for the first time in his 10 year NHL career as the Canucks beat the Red Wings 2-1 in Detroit.

## MARCH 24

**1989:** Petri Skriko became the second player in Vancouver history to score 30 goals in 4 straight seasons; he reached the milestone in a 5-2 loss at Buffalo.

**1989:** Trevor Linden tied a team rookie record with his 57th point of the season when he picked up an assist in a 5-2 loss in Buffalo. He tied the mark set by Dennis Ververgaert in 1973.74.

**1992:** Goaltender Kirk McLean earned his club record 38th victory of the season and rookie Pavel Bure had two goals and an assist to lead the Canucks to a 4-2 win against the North Stars, at Minnesota.

**1993:** Vancouver Canucks recorded the 400th home win in franchise history, and set a team record for most home victories in one season, with their 24th of the year, 6-2 over the visiting Kings.

**2010:** Henrik Sedin tied a team record when his 3 assists (in a 4-1 win over the visiting Ducks) gave him 71 assists for the season. It was also the Canucks' 27th home win of the season, tying a franchise mark.

## MARCH 25

**1973:** Don Tannahill scored his second NHL hat trick in a 7-4 Canuck victory over Toronto. He is the first Canucks rookie to register 20 goals, finishing the season with 22.

**1983:** Darcy Rota set a team record with his 41st goal of the season, and added an assist in a 3-3 tie against the visiting Chicago Black Hawks.

**1988:** Petri Skriko became only the second Canucks' player to register three straight 30-goal seasons, with his 30th of the year during a 3-2 win over Chicago.

**1996:** Alexander Mogilny scored his 100th point of the season, with two assists in a 4-1 win over the visiting L.A. Kings. Mogilny became the second Canuck (and 58th NHL player) to score 100 points in a season.

**2003:** Todd Bertuzzi became just the second player in Vancouver Canucks history to score 25 power-play goals in one season; he reached the milestone, along with two assists, in a 4-3 loss to the visiting Dallas Stars.

**2007:** Henrik Sedin had 3 assists to set a new team record, with his 63rd assist of the season, in a 5-4 shootout loss to the visiting Colorado Avalanche. He broke the mark of 62 assists, set previously by Andre Boudrias in 1974.75.

**2011:** Vancouver Canucks set franchise records with their 24th road win and 107th point of the season after a 3-1 victory in Atlanta.

**2017:** Rookie Brock Boeser scored in his NHL debut (a 4-2 win over the Wild) and became just the third Minnesota-born player to make his NHL debut in a game played in his home state and to score a goal in that game.

## MARCH 26

**1989:** Paul Reinhart became the third defenseman in team history to pick up 50 assists in one season, when he tallied two helpers in a 7-3 win over the Jets, at Winnipeg.

**1997:** The NHL announced that the Anaheim Mighty Ducks and Vancouver Canucks would open the 1997.98 season with two games in Japan, the first regular-season games in league history played outside North America.



**2002:** Dan Cloutier set a Vancouver franchise record with his 7th shutout of the season, a 4-0 win over the visiting L.A. Kings. He broke the mark of 6 shared by Gary Smith and Garth Snow. Trevor Linden plays the 1,000th game of his NHL career. Through his first 1,000 games, Linden played 758 games for Vancouver, 107 with the New York Islanders, 107 with Montreal and 28 with Washington. Linden became the fourth player to reach the milestone while with Vancouver (Dave Babych, Ryan Walter and Pit Martin).



# ON THIS DAY IN CANUCKS HISTORY

## MARCH 27

**1976:** John Gould became the first Vancouver Canucks player to score 30 goals in back-to-back seasons during a 7-3 loss to the Kings in Los Angeles.

**1981:** Gerry Minor set an NHL rookie record with his sixth short-handed goal of the season, as the Canucks picked up their first road victory in Winnipeg, beating the Jets 10-2.

**1982:** Coach Harry Neale was handed a 10-game suspension by the NHL for his involvement in an altercation with the crowd in Canucks March 20th game in Quebec City. Defenceman Doug Halward was given a seven game suspension. Roger Neilson took over as coach and Canucks win 7-2 over Calgary.

**1983:** Vancouver set a team record for most wins in the month of March, when they got their 9th of the month, an 8-4 win over the visiting L.A. Kings. Darcy Rota set a club record with his 42nd goal and Doug Halward set a record for defencemen with his 19th goal.

**1983:** Darcy Rota set a team record with his 42nd goal of the year, and became the first Canucks player ever to get 15 goals in one month. He also had two assists in an 8-4 win over the visiting L.A. Kings.

**1994:** Pavel Bure scored three power-play goals in the second period, to give the Canucks a 4-3 win over the Kings in Vancouver. Bure's 3 PPG's gave him a total of 22, a new team record (breaking the old mark of 20 set by Tony Tanti in 1987.88). Pavel Bure set a team record with his 17th goal during the month of March; he finished the night with a hat trick in a 4-3 win over the visiting Kings, and broke the mark that he had previously set in November 1992.

**1999:** Adrian Aucoin became the first defenceman in Vancouver Canucks history to score 20 goals in a season, during a 5-1 win over the visiting Montreal Canadiens. Aucoin's 20th of the year broke the old team record of 19 goals set by Doug Halward.

**1999:** Adrian Aucoin set a team record for defencemen with his 15th power-play goal of the year, then added his 16th PPG in a 5-1 win over the visiting Montreal Canadiens; he broke the mark of 14 set by Rick Lanz in 1983.84.

**2004:** Marc Crawford picked up his 200th coaching victory with Vancouver when Brendan Morrison scored the winning goal 40 seconds into overtime and helped the Canucks clinch a playoff spot, with a 3-2 win over the visiting Dallas Stars.

**2007:** Vancouver tied a franchise record with their 46th victory of the season, a 3-0 win over the Avalanche at Colorado. Roberto Luongo recorded his 32nd career shutout for the Canucks.

**2010:** Henrik Sedin set a team record with his 72nd assist of the season and became the first NHL player to score 100 points in the 2009.10 season when he picked up two assists (to give him 101 points) in a 4-2 loss at San Jose.

**2011:** Cory Schneider made 39 saves and set a team record for rookie goalies by winning his sixth straight game, a 4-1 victory at Columbus. It was also the Canucks 50th win of the season, a new franchise record.

**2014:** Daniel Sedin collected an assist to give him 800 career NHL points as the Canucks lost 3-2 in overtime in Colorado.

## MARCH 28

**1971:** Vancouver reached double digits in scoring for the first time in team history, and set a club record for goals, in an 11-5 win over the California Golden Seals. Wayne Maki led the way with the only hat trick of his NHL career and also added two assists.

**1975:** Gary Smith established club records for appearances (72) and wins (32) by a Canucks goaltender in one season, when the Canucks beat Los Angeles 4-2 to reach the 35-win milestone for the first time in team history.

**1994:** Pavel Bure scored his 100th point season for the second straight season with a goal and an assist in a 3-2 overtime win over the visiting Maple Leafs. He also became the first player in team history to score 18 goals in one month.

**1996:** Vancouver Canucks fired head coach Rick Ley, with six games remaining in the Canucks' schedule. General Manager Pat Quinn was announced as the replacement behind the bench.

**2019:** Alex Edler became the franchise leader in goals scored by a defenceman with his 94th career NHL goal. The milestone came in a 3-2 shootout win vs visiting Los Angeles.

## MARCH 29

**1983:** Stan Smyl scored twice to tie a team record with his 15th power-play goal of the season, and set a team record with his 88th point of the season, as the Canucks lost 7-4 to Edmonton.



**1987:** Doug Lidster scored his 61st point to establish a new club record for points in a season by a defenceman. Lidster surpassed the former mark set by Dennis Kearns (5-55-60) in 1976.77. Canucks lost 7-4 to the Whalers, at Hartford.

**1989:** Trevor Linden set a team rookie record with his 58th point of the season when he picked up an assist in a 5-2 loss to the visiting Edmonton Oilers. He broke the mark of 57 points set by Dennis Ververgaert in 1973.74.

**1992:** Pavel Bure scored his 31st goal of the season to break Trevor Linden's team rookie record. It came in a 7-4 loss at Washington.

**2007:** Vancouver set a team record for most wins in a season with their 47th of the year, a 4-2 victory over the Kings at Los Angeles. Daniel Sedin scored twice, Henrik Sedin had three assists and Roberto Luongo tied a team record by playing in his 72nd game.

**2009:** Roberto Luongo tied a team record with his 7th shutout of the season (and the Canucks tied a franchise mark with their 8th shutout of the season) and stopped Patrick Sharp on a penalty shot in the third period to give the Canucks a 4-0 win at Chicago.

## MARCH 30

**1973:** Bobby Schmautz became first Vancouver player to score 70 points in one season when he scored the tying goal in a 3-3 tie against the Minnesota North Stars.

**1974:** Dennis Ververgaert scored twice to become the first player in team history to get 20 goals and 50 points in his rookie season; the milestone came in a 4-2 win over the visiting New York Islanders.



**1980:** Ivan Boldirev scored his 7th career hat trick (his first with Vancouver) and added two assists in a 5-3 win against the visiting Minnesota North Stars.

**1984:** Patrik Sundstrom earned two points to set a new team mark for most points in a season (91) as the Canucks tied 3-3 with the Minnesota North Stars. Tony Tanti scored his 45th goal of the year, another club record.

**1994:** Pavel Bure became the first player in Vancouver Canucks history to score 19 goals in one month; he reached the milestone in a 3-1 loss to the visiting Pittsburgh Penguins.

**2010:** Henrik Sedin became the first player in Canucks history to get 75 assists in one season; he reached the milestone with a goal and two assists in a 4-1 win over the visiting Phoenix Coyotes.

## MARCH 31

**1974:** Gary Smith became the first goalie in Vancouver history to get three shutouts in one season, when he led the Canucks to a 7-0 win over the visiting California Seals. Don Lever scored his first NHL hat trick and added two assists.

**2004:** Marc Crawford became the Vancouver Canucks all-time leader in games coached, with his 408th, a 2-1 win at Anaheim (breaking the mark of 407 set by Harry Neale). Sami Salo scored the game-winning goal with 20 seconds left in regulation.

**2007:** Roberto Luongo set a team record by appearing in his 73rd game of the season, a 3-2 loss to the visiting Calgary Flames.

**2011:** Vancouver Canucks clinched the first President's Trophy in the team's 40 year history with a 3-1 win over the visiting L.A. Kings. Daniel Sedin had a goal and an assist to reach 100 points for the season for the first time in his NHL career.

## APRIL

### APRIL 1

**1975:** Ken Lockett became the first rookie goalie in team history to record a shutout, by stopping 31 shots in a 7-0 victory over the California Seals.

**1987:** Tony Tanti scored his 40th goal of the season to become the first Canucks' player to record two 40 goal seasons and Patrik Sundstrom scored a goal and three assists as the Canucks won 8-3 at Los Angeles.

**1988:** Tony Tanti became the first player in team history to score 20 power-play goals in one season, and added an assist in a 6-1 win over the visiting Minnesota North Stars.

**1989:** Trevor Linden became the first Canucks rookie to score 30 goals in a season and finished the season with 59 points, one short of Ivan Hlinka's team record of 60 as a rookie. Canucks lost 6-4 at Los Angeles.

**1993:** Pavel Bure became the first player in team history to score 100 goals in a season and set a team record with his 7th shorthanded goal of the season, in a 5-3 win over the Lightning, in the Canucks' first NHL game in Tampa Bay.

**2008:** Roberto Luongo set a team record by starting his 29th straight game, a 4-2 loss to the visiting Colorado Avalanche; he broke the mark of 28 straight starts previously set in 1984-85 by Richard Brodeur.

### APRIL 2

**1971:** Vancouver Canucks set a team record for fastest two goals when Wayne Maki and Rosaire Paiement combined to score in a span of :08 during the first period, in a 7-2 win over the Golden Seals, in Oakland.

**1975:** Ken Lockett became the first Canucks goaltender to register two consecutive shutouts as Vancouver earned its 8th shutout of the season, 3-0 over the Seals in Oakland. He also became the first Canucks goalie to get 2 shutouts in his rookie season.

### APRIL 3

**1977:** Vancouver Canucks set a team record for fastest two goals when Ralph Stewart and Rick Blight combined to score in a span of :08 during the third period, in a 6-3 win over the visiting Minnesota North Stars.

**1987:** Stan Smyl scored the 7th (and final) hat trick of his NHL career, and added an assist on the game winner, in a 6-4 win over the visiting Winnipeg Jets.

**1999:** Adrian Aucoin tied an NHL record for defencemen (held by Denis Potvin) when he scored his 18th power-play goal of the season, in a 5-2 loss at San Jose.

**2004:** Vancouver Canucks won 5-2 over the visiting Edmonton Oil-

ers, and clinched their first division title since 1993. It was also the 600th home victory in franchise history.

**2007:** Henrik Sedin became the first player in Vancouver Canucks history to get 70 assists in one season; he reached the milestone with two assists in a 4-2 win vs L.A. Kings.

**2008:** Roberto Luongo became the first goaltender in Vancouver Canucks history to start 30 straight games, in a 2-1 loss to the visiting Edmonton Oilers.

### APRIL 4

**1991:** Geoff Courtnall tied a team playoff record with four points (including a team record three in the third period), finishing with three goals and an assist in a 6-5 win at Los Angeles, in Game 1 of the Smythe Division Semifinals.

**1994:** Pavel Bure was named NHL Player of the Month for March after scoring 19-11-30 in 16 games. It is the second highest point total in any one month in Canucks history. Bure joined goaltender Kirk McLean as the only Vancouver player to receive the award.

### APRIL 5



**1974:** Dennis Verbeegh became the first player in Vancouver history to score 25 goals in his rookie season and Gary Smith became the first goalie in Canucks history to win 20 games in a season, in a 3-2 win over the visiting L.A. Kings.

**1989:** Brian Bradley tied a team playoff record with three assists and Paul Reinhart scored the winning goal at 2:47 of overtime to lead the Canucks to a 4-3 win at Calgary, in Game 1 of the Smythe Division Semifinals.

**2007:** Roberto Luongo became the first goaltender in Vancouver Canucks history to play in 75 games in one season; he reached the milestone in a 3-1 loss to the visiting Colorado Avalanche.



**2018:** Daniel and Henrik Sedin combined on two goals in their final game at Rogers Arena, including Daniel's on the power play in OT to give Vancouver a 4-3 win against Arizona.

### APRIL 6

**1979:** Ron Sedlbauer became the first 40-goal scorer in Vancouver history as the Canucks finished their ninth season with a 2-2 tie against the Minnesota North Stars.

**1996:** Corey Hirsch set a team record for rookie goalies by winning his 17th game of the season, a 4-2 victory at Los Angeles; he broke the mark of 16 wins previously set by rookie Troy Gamble in 1990-91.

**2013:** Alain Vigneault coached his 530th game with Vancouver, surpassing Marc Crawford for the franchise record, as the Canucks beat the visiting Calgary Flames 5-2.

# ON THIS DAY IN CANUCKS HISTORY

**2015:** Henrik Sedin became the first player in franchise history to record 700 career assists, reaching the milestone on a 2-1 shootout victory over the visiting L.A. Kings.

**2019:** Bo Horvat completed the 2018.19 with 2,018 faceoffs taken, becoming the first Canuck to lead the league in that category since records started being kept (1997-98).

## APRIL 7

**1982:** Stan Smyl set a Vancouver team playoff record for fastest goal from the start of a game, when he scored just :08 into a 5-3 win over the Calgary Flames, in Game 1 of the Smythe Division Semifinals.

**1984:** Doug Halward became the first defenceman in team history to score a hat trick, in a 7-0 win over Calgary in Game 3 of the Smythe Division Semifinals. Richard Brodeur recorded the first playoff shootout in team history, and the only one of his career.

**1993:** Kirk McLean earned his club record 127th career victory, passing Richard Brodeur as the Canucks tied a franchise record with their 43rd victory of the season, 5-4 overtime win over the visiting Oilers.

**1994:** Pavel Bure became the first player in Vancouver Canucks history to score 25 power-play goals in one season; he reached the milestone, along with another goal, in a 3-2 win over the visiting San Jose Sharks.

**1994:** Chairman and team owner Frank A. Griffiths passed away after a lengthy illness. In his memory, the players wear a patch on their uniform with the inscription "2 points F.G., Mr. Griffiths' signature phrase.

**2004:** Martin Rucinsky scored the first of four power-play goals, and Markus Naslund tied a team playoff record with three assists in a 5-3 win over the visiting Calgary Flames, in Game 1 of the Western Conference Quarterfinals.

**2004:** Trevor Linden became the first player in team history to play in 100 playoff games as a member of the Vancouver Canucks; the milestone came in a 5-3 win against the visiting Calgary Flames, in Game 1 of the Western Conference Quarterfinals.



**2007:** Mattias Ohlund scored a power-play goal 34 seconds into overtime to give the Canucks a team-record 12th OT win of the regular season, 4-3 at San Jose. Vancouver clinched the Northwest Division title and tied a team record with their 23rd road win.

**2011:** Canucks unveil permanent outdoor bronze statue of former assistant coach Roger Neilson, who coached the Canucks from 1982-84. Neilson is pictured holding a hockey stick with a towel on the end, immortalizing the origin of "towel power", a tradition adopted by sports fans around the world.

**2012:** Vancouver Canucks clinched the NHL's President's Trophy (for the second year in a row) with a 3-0 win over the visiting Edmonton Oilers. Roberto Luongo needed just 17 saves for his 60th career shutout.

## APRIL 8

**1982:** Vancouver won its first-ever playoff overtime game, when Tiger Williams scored at 14:20 of overtime to give the Canucks a 2-1 win over Calgary in Game 2 of the Smythe Division Semifinals.

## APRIL 9

**1983:** Vancouver set a team playoff record for fastest four goals when Harold Snepets, Rick Lanz, Kevin McCarthy and Lanz again scored in a span of 11:22 during the second period of a 5-4 win over the visiting Flames, in Game 3 of the Smythe Semifinals.

**1989:** Rookie Trevor Linden scored a goal and three assists to set a new club playoff record with four points and Vancouver set a team record with 4 power-play goals in a 5-3 win over Calgary in Game 4 of the Smythe Division Semifinals.

**1993:** Gino Odjick became the first player in team history to pick up 350 penalty minutes in one season, when he got 20 PIM in an 8-1 loss in Calgary.

**2009:** Roberto Luongo set a Vancouver record with his 8th shutout of the season, and the Canucks set a team record with their 9th shutout of the season, 1-0 over the visiting L.A. Kings.

**2011:** One year after his twin brother Henrik won the Art Ross Trophy, Daniel Sedin won his first NHL scoring title when his two assists (in a 3-2 overtime win in Calgary) gave him 104 points for the 2010.11 season.

**2014:** Vancouver Canucks named former team captain Trevor Linden as their new President of Hockey Operations.

## APRIL 10

**1979:** Stan Smyl set an Vancouver team playoff record for fastest goal from the start of a game when he scored just :09 into the first period of a 3-2 win at Philadelphia, in Game 1 of the Stanley Cup Preliminary Round Playoffs.



**1982:** Thomas Gradin scored twice to lead the Canucks to a 3-1 win at Calgary, in Game 3 of the Smythe Division Semifinals. With the first playoff series win in team history, Vancouver advanced to the Division Finals vs the Kings.

**2010:** Henrik Sedin picked up four assists to give him 112 points—a new franchise record (breaking Pavel Bure's mark of 110); it also gave him the Art Ross Trophy (as NHL leading point scorer) as the Canucks beat the visiting Flames 7-3.

## APRIL 11

**1980:** Vancouver earned their first home playoff victory in team history, and beat Buffalo 5-4 in Game 3 of the Preliminary Round. The win came after four home playoff losses in their first ten years of existence.

**1993:** Pavel Bure became the first Canucks' player to get 60 goals in one season and the Canucks set a franchise record with their 44th win of the season, 6-3 over the visiting Flames.

**1993:** Geoff Courtall became the first player in team history to get 10 game winning goals in one season, the record came in a 6-3 win over the visiting Flames.

**1998:** Donald Brashear had 26 penalty minutes (in a 1-1 tie at San Jose) to set a team record with his 372nd penalty minute of the season; he broke the mark of 371 set by Gino Odjick in 1996.97.

**2007:** Roberto Luongo set an NHL record with 72 saves in his first career playoff game, and Henrik Sedin scored at 18:06 of the 4th OT as the Canucks won 5-4 over the visiting Dallas Stars, in Game 1 of the Western Conference Quarterfinals.

**2009:** Roberto Luongo became the 4th goalie in NHL history to get a shutout in each of his team's final two games of the season, as Vancouver clinched a Northwest Division title with a 1-0 overtime win at Colorado. It was Luongo's 47th career shutout.

## APRIL 12

**1991:** Vancouver set a team playoff record with three power-play goals in the second period and Trevor Linden tied another team record with three assists in a 7-4 loss at Los Angeles, in Game 5 of the Smythe Division Semifinals.

**1991:** Cliff Ronning scored a goal in his 5th straight game, a team playoff record, in a 7-4 loss at Los Angeles, in Game 5 of the Smythe Division Semifinals.

## APRIL 13

**1989:** Trevor Linden set team rookie playoff records with three assists and four points and the Canucks set a team record by scoring twice in :15 in the second period in a 6-3 win over Calgary, in Game 6 of the Smythe Division Semifinals.

**1993:** Jyrki Lumme had two goals and an assist as the Canucks reached the 45-win milestone for the first time in franchise history, a 7-4 victory over the visiting Kings.

**1993:** Vancouver Canucks set a team record for fastest three goals, when Ryan Walter, Sergio Momesso and Trevor Linden combined to score in a span of :48 during the first period, in a 7-4 win over the visiting L.A. Kings.

**1994:** Pavel Bure took 9 shots and set a team record with his 14th career shorthanded goal (breaking Stan Smyl's record) and the Canucks set a franchise record with their 21st road win of the season, 2-1 at Anaheim.

**2006:** Trevor Linden became the first player ever to appear in 1,000 NHL games as a member of the Vancouver Canucks; the milestone came in a 5-3 loss to the Sharks, in San Jose.

## APRIL 14

**1992:** Kirk McLean became the second goaltender in franchise history to record 100 wins as a member of the Canucks. The milestone came in a 3-2 win at Los Angeles.

**1992:** Gino Odjick picked up 14 penalty minutes to give him 344 PIM for the season, a new team record. He broke the mark of 343 set by Tiger Williams in 1980.81, as the Canucks beat the Kings 3-2 in Los Angeles.

## APRIL 15

**1975:** Vancouver Canucks recorded their first-ever playoff win, 2-1 at Montreal to even their series at one game apiece in Game 2 of the Quarterfinals. Garry Monahan tallied the first playoff game-winner for Vancouver, while Bob Dailey had two assists.



**1982:** Ivan Hlinka set a Vancouver team playoff record for fastest two goals when he scored two power-play goals (another record) in a span of 3:33 in the second period of a 3-2 win over the visiting L.A. Kings in Game 1 of the Smythe Division Finals.

## APRIL 16

**1992:** Pavel Bure set a Vancouver Canucks rookie record for most points in a season, when his goal and assist (in a 4-4 tie against Calgary) gave him 60 points for the season, breaking the mark set by Trevor Linden in 1988.89.

## APRIL 17

**1998:** Pavel Bure scored his 50th goal of the season for the third time

in his career as Vancouver lost 4-2 to the visiting Calgary Flames. Bure became the third player to reach the 50-goal plateau in 1997.98.

**2004:** Brendan Morrison scored at 2:28 into the 3rd OT to give Vancouver a 5-4 win over the Flames at Calgary, in Game 6 of the Western Conference Quarterfinals. It was the longest game in Canucks' playoff history.

**2009:** Roberto Luongo made 30 saves for his first career playoff shutout as the Canucks beat the visiting Blues 3-0, in Game 2 of the Western Conference Quarterfinals, and a 2-0 lead in their series.

## APRIL 18

**1994:** Kirk McLean recorded the first road playoff shutout in franchise history (the third shutout of his playoff career) as the Canucks won 5-0 at Calgary, in Game 1 of the Western Conference Quarterfinals.

**2021:** Canucks Head Equipment Manager Pat O'Neill works his 3000th NHL game (3-2 OTW vs TOR), becoming the fifth trainer in NHL history to achieve the milestone.

## APRIL 20

**1995:** Trevor Linden scored two goals 21 seconds apart in the first minute of the second period as Vancouver tied 2-2 with the visiting Calgary Flames.

## APRIL 21

**2010:** Canucks scored four goals in the third period and Daniel Sedin picked up three assists in the final 12:31 of the game as Vancouver beat the Kings 6-4, in Game 4 of the Western Conference Quarterfinals, in Los Angeles.

## APRIL 22

**1996:** Alexander Mogilny tied a team playoff record with three assists as the Canucks won 4-3 over the visiting Colorado Avalanche, in Game 4 of the Western Conference Quarterfinals.

**2013:** Vancouver Canucks clinched the Northwest Division Championship for the 5th year in a row, with their eighth straight home win, 3-1 over the visiting Chicago Blackhawks.

## APRIL 23

**1975:** Canucks participate in their first playoff overtime game, losing 5-4 to Montreal. Guy Lafleur, with his third game-winning goal of the series, scores the winner at 17:06 of overtime.

**1993:** Trevor Linden set a team playoff record by scoring two goals in a span of :45 in a 5-4 loss at Winnipeg, in game 3 of the Western Conference Quarterfinals.

**2007:** Trevor Linden scored a goal and added an assist to tie a Vancouver team record (set by Pavel Bure) with his 34th career playoff goal; the milestone came in a 4-1 win against the visiting Dallas Stars, in Game 7 of the Western Conference Quarterfinals.

**2008:** Vancouver Canucks named Mike Gillis as their new General Manager, replacing Dave Nonis, who had been relieved of his duties nine days earlier.



**2013:** Daniel Sedin moves into second in franchise scoring behind his brother Henrik, surpassing former captain Markus Naslund. With two points (2-0-2) against the Chicago Blackhawks, Daniel collected his 758th point (291-467-758) in 905 games, passing Naslund at 756 points (346-410-756).

# ON THIS DAY IN CANUCKS HISTORY

## APRIL 26

**1992:** Rookie Pavel Bure tied a team playoff record with four points (1-3-4) to lead the Canucks to an 8-2 win over the Winnipeg Jets, in Game 5 of the Smythe Division Semifinals.

**2017:** Canucks named Travis Green as the 19th head coach in franchise history.

## APRIL 27

**1996:** Trevor Linden became the first player in team history to get 50 playoff assists as a member of the Vancouver Canucks; the milestone came in a 3-2 loss to the visiting Colorado Avalanche, in Game 6 of the Western Conference Quarterfinals.

## APRIL 28

**1992:** Pavel Bure set a team playoff record for rookies with three goals in an 8-3 win over the Winnipeg Jets, in Game 6 of the Smythe Division Semifinals.

**1994:** Trevor Linden scored the first overtime power-play goal in Vancouver Canucks playoff history, scoring at 16:43 of OT as the Canucks won 3-2 over the visiting Calgary Flames, in Game 6 of the Western Conference Quarterfinals.

## APRIL 29

**1982:** Vancouver set team playoff records with 85 penalty minutes in the third period and 106 penalty minutes in the game, a 4-1 loss at Chicago, in Game 2 of the Western Conference Finals.

## APRIL 30

**1992:** Geoff Courtnall set a team playoff record with 11 shots and tied two more team playoff records with 3 goals and 4 points in a 5-0 win over the visiting Winnipeg Jets, in Game 7 of the Smythe Division Semifinals. Kirk McLean got the shutout.

**1995:** Vancouver Canucks set a franchise record for most wins in the month of April, when they got their 7th of the month, a 6-4 victory over the visiting Calgary Flames.

## MAY

### MAY 1

**1982:** Vancouver Canucks played their first NHL game in the month of May, a 4-3 win over Chicago, in game 3 of their Conference Final series.

**1987:** Pat Quinn officially assumed his job as President and General Manager of Vancouver Canucks, after having signed a contract with the team the previous January.

### MAY 2

**1972:** Vancouver Canucks named Vic Stasiuk as the team's new head coach (replacing Hal Laycoe). Stasiuk became just the second head coach in team history.

### MAY 4

**1982:** Vancouver set a team playoff record for fastest two goals when Doug Halward and Thomas Gradin scored in a span of 1:03 during the third period of a 5-3 win over the visiting Chicago Blackhawks, in Game 4 of the Western Conference Finals.

**1992:** Vancouver tied a team playoff record with 3 power-play goals in the first period and Kirk McLean recorded his second career playoff shutout in a 4-0 win over the visiting Oilers, in Game 2 of the Smythe Division Finals.

**2021:** The Vancouver Canucks confirm their intent to relocate their American Hockey League (AHL) affiliate to Abbotsford, BC, for the start of the 2021-22 season.

### MAY 5

**2011:** Christian Ehrhoff tied a team playoff record for defencemen with 3 points (1+2) and Ryan Kesler scored his 2nd straight game winning goal, along with 2 assists in a 4-2 win at Nashville in Game 4 of the Western Conference Semifinals.

## MAY 6

**1982:** Vancouver scored a team playoff record 6 goals and Lars Lindgren set a team record with three assists as the Canucks won 6-2 at Chicago, in Game 5 of the Campbell Conference Finals.

**2004:** Vancouver Canucks named Dave Nonis as their new General Manager; the move came three days after the team announced that GM Brian Burke would not be returning to the team.

**2021:** Vancouver scores on each of their first four shots for the first time in franchise history in an eventual 6-3 win at Edmonton. Opposing goaltender Mikko Koskinen becomes only the third goalie in NHL history to allow four goals on four shots, joining Don Beaupre (1989 vs PIT) and Dan Bouchard (1979 vs MTL).

## MAY 7

**1995:** The Canucks make their fifth straight playoff appearance with a 2-1 loss vs. St. Louis. The Canucks went on to defeat the Blues four games to three.

## MAY 8

**1982:** Vancouver Canucks became the first team since the 1924 Vancouver Maroons of the WCHL to represent Vancouver in the Stanley Cup Final. Canucks lost the opening game 6-5 in OT to the Islanders, who went on to win the Cup in 4 straight.

## MAY 9

**1993:** Greg Adams set a team record with his 5th power-play goal of the 1993 playoffs and Gerald Diduck had a goal and 2 assists in an eight minute span in the 2nd period, in a 7-2 win in Los Angeles, in Game 4 of the Smythe Division Finals.

**1993:** Kirk McLean became the Canucks' all-time playoff goaltending leader with his 15th career post-season victory as Vancouver won 7-2 at Los Angeles, in Game 4 of the Smythe Division Finals.

**2011:** Ryan Kesler became the first player in Vancouver playoff history to record four consecutive multiple-point games when he picked up two assists as the Canucks beat the Predators 2-1 in Nashville, to win their Western Conference Semifinal series in six games.

## MAY 10

**1992:** Geoff Courtnall tied a team playoff record with 3 assists and Cliff Ronning had a goal and two assists to lead the Canucks to a 4-3 win against Edmonton, in Game 5 of the Smythe Division Finals.

## MAY 11

**1982:** Thomas Gradin scored a goal to become the first player in Vancouver Canucks history to get four power-play goals in one playoff season and added an assist in a 6-4 loss to the Islanders in New York, in Game 2 of the Stanley Cup Final.

**1995:** Jyrki Lumme scored a goal and two assists and Cliff Ronning and Pavel Bure each tied a team playoff record with 3 assists as the Canucks scored four power-play goals in a 6-1 win over the visiting Blues, in Game 3 of the Western Conference Quarterfinals.

## MAY 15

**1995:** Vancouver set an NHL playoff record for fastest two short-handed goals by one team, when Christian Ruutu and Geoff Courtnall scored within a span 0:17 during a 6-5 win over the Blues, in Game 5 of the Western Conference Quarterfinals.

## MAY 16

**2000:** The Canucks are nominated for the World Sports Humanitarian Hall of Fame's Pro Team Community Award.

## MAY 17

**1995:** Gino Odjick set team playoff records for most penalty minutes in a game (37) and most penalty minutes in a period (all 37 came in the 3rd period) in an 8-2 loss to the visiting Blues, in Game 6 of the Western Conference Quarterfinals.

## MAY 18

**1984:** 33-year-old Bill LaForge was hired as the eighth head coach in Vancouver Canucks history, replacing Harry Neale.

**1994:** Pavel Bure became the first player in Vancouver Canucks history to get 10 goals in one playoff year; he reached the milestone in a 4-3 win at Toronto, in Game 2 of the Western Conference Final.

## MAY 21

**2014:** Vancouver Canucks announced the hiring of Jim Benning as their new General Manager, the 11th in franchise history; he replaced Mike Gillis who had been relieved of his duties one month earlier.

## MAY 22

**1970:** Vancouver Canucks and Buffalo Sabres were officially granted their NHL franchises, for expansion fees of \$6,000,000 each.

**1994:** Kirk McLean recorded his second consecutive shutout and tied a Stanley Cup record with his fourth of the playoffs as the Canucks won 2-0, in Game 4 of the Western Conference Finals. It was McLean's 6th (and final) career playoff shutout.

**2001:** President and General Manager Brian Burke was named the "Executive of the Year" by The Sporting News.

**2011:** Henrik Sedin notched four assists in a playoff game, surpassing the previous club record of three and also established the franchise record for most assists (19) in a playoff year, surpassing the previous record of 15 held by Pavel Bure in 1994 and most assists in a playoff series (11) surpassing the previous mark of eight recorded by Alex Mogilyan in 1996 vs Colorado. He had 19 assists at the conclusion of the playoffs.



**2011:** The Vancouver Canucks establish a franchise record for the fastest three goals to be scored in a playoff game separated by 1:55 (Ryan Kesler 9:16 and Sami Salo 10:55 and 11:11, 2nd period). The previous mark was 2:18 established on Apr. 13/89 vs CGY (Jim Sandlak 17:26, Rich Sutter 19:29 and Garth Butcher 19:44, 2nd period).

**2011:** Sami Salo set a team playoff record by scoring twice in a span of :16 and the Canucks became the first team in playoff history to score three 5-on-3 power-play goals in one game to beat the visiting Sharks 4-2 in Game 4 of the Western Conference Finals.

## MAY 23

**2014:** Jim Benning was introduced as the Canucks 11th General Manager in club history.

## MAY 24

**2011:** Roberto Luongo made 54 saves, Ryan Kesler tied the game with 13.2 seconds remaining in regulation and Kevin Bieksa scored after 30:18 of overtime as the Canucks beat the visiting Sharks 3-2 in Game 5 to advance to the Stanley Cup Final.

## MAY 26

**1978:** Vancouver Canucks hired Harry Neale as the sixth head coach in team history. Neale replaced Orland Kurtenbach.

## MAY 27



**1992:** Ryan Walter was named the Bud Light/NHL Man-Of-The-Year for his work within the community.

## MAY 31

**1977:** Jake Milford replaced Phil Maloney as the Vancouver Canucks' General Manager.

**1994:** Kirk McLean made 52 saves, the most in the Stanley Cup Final since 1971 (including 17 in overtime) to lead the Canucks to a 3-2 win over the Rangers, in Game 1 of the Stanley Cup Final, at New York. Greg Adams scored the winner at 19:26 of OT.

## JUNE

### JUNE 1

**1982:** Jake Milford was named Senior Vice-President of the Vancouver Canucks and Harry Neale took over as General Manager, the fifth General Manager in team history. Neale replaced Jake Milford as General Manager.

**2017:** Henrik and Daniel Sedin were awarded honorary Doctor of Law degrees from Kwantlen Polytechnic University, "for the citizenship, sportsmanship, civility, respect, and care they demonstrate both on and off the ice in their adopted province of B.C."

### JUNE 2

**1987:** Former agent Brian Burke joined the Vancouver Canucks as their new Vice President and Manager of Business Operations.

**1994:** Vancouver played hockey in the month of June for the first time in Game 2 of the Stanley Cup Final. NY Rangers win 3-1 at Madison Square Gardens. Pavel Bure has his 16 game point streak, two games shy of the NHL record, snapped.

### JUNE 3

**1997:** The Canucks unveiled a new logo, uniform and team colours to the city of Vancouver in a day-long event which started with players appearing all over the city and was highlighted by a kick off rally at the Vancouver Art Gallery.

### JUNE 4

**1985:** Jack Gordon was named Director of Hockey Operations and General Manager of the Vancouver Canucks, replacing Harry Neale.

**1996:** Vancouver Canucks named Tom Renney as their new head coach. Renney replaced GM Pat Quinn, who held the interim position after relieving Rick Ley of his duties late in the 1995-96 season.

**2001:** Canucks unveil their new mascot at Canuck Place. The new mascot, an orca whale, was later named Fin through a contest.

**2011:** Alex Burrows set a team playoff record by scoring just :11 into overtime (2nd fastest in Stanley Cup history) and also had a goal and an assist as the Canucks beat the visiting Bruins 3-2 to take a 2-0 lead in their Stanley Cup Final series.

**2011:** Vancouver Canucks Mascot Fin celebrated his 10th birthday. Fin has made almost 1,350 appearances in the community and has reached out to approximately 60,000 students with his Fin's Friends program over the last five years.

# ON THIS DAY IN CANUCKS HISTORY

## JUNE 5

**2001:** The Canucks reached a new five-year deal with the Manitoba Moose of the AHL, to be the club's new farm team.

## JUNE 7

**1989:** The Canucks had three finalists for the NHL's major trophies for the first time in club history. At the awards presentation ceremonies, Trevor Linden finished second in Calder Trophy voting, Bob McCammon was runner-up for the Jack Adams Trophy and Kirk McLean was third in voting for the Vezina Trophy.

## JUNE 8

**1981:** Vancouver Canucks named Roger Neilson as their new associate coach.

**1989:** Trevor Linden was named The Hockey News Rookie-of-the-Year, as selected via fan balloting.

## JUNE 9

**1994:** Vancouver tied a Stanley Cup Final record with 5 goals in the 3rd period and Pavel Bure became the first player in Canucks history to get 15 goals in one playoff season (2-1-3) in a 6-3 win over the Rangers in NY in Game 5.

## JUNE 10

**1970:** Vancouver made defenceman Gary Doak (from Boston) its first selection in NHL expansion draft. Other selections were, in order: Orland Kurtenbach, Ray Cullen, Pat Quinn, and Rosaire Paiement.

## JUNE 11

**1994:** Geoff Courtnall scored twice and became the first player in Vancouver history to get three game winning goals in one playoff year, as he led the Canucks to a 4-1 win over the Rangers in Vancouver, in Game 6 of the Stanley Cup Final.

**2008:** Trevor Linden announced his retirement after 19 NHL seasons, recording 867 points (375-492-867) in 1382 regular season games with the Canucks, Montreal Canadiens, New York Islanders and Washington Capitals. In 1991-92, Linden was named Canucks captain, becoming the youngest captain in the NHL at 21 and served in this position for seven seasons. Linden also played in 124 Stanley Cup Playoff games, recording 99 points (34-65-99) and 104 penalty minutes. Of his 124 playoff games, 118 came in a Canucks uniform, highlighted by his 25 points (12-13-25) in 24 games during the Canucks 1994 Stanley Cup run that concluded in a Game 7 versus the New York Rangers. Linden played in his final game on April 5, 2008 versus the Calgary Flames.

## JUNE 12

**1987:** Vancouver rookie Jim Sandlak was named as a member of the 1986-87 All-Rookie team.

**2003:** The National Hockey League Players' Association announced Markus Naslund as the recipient of the 2003 Lester B. Pearson Award for most outstanding player during the NHL regular season, as voted by members of the NHLPA. Senator Frank Mahovlich, member of the Hockey Hall of Fame and Honorable member of the Canadian Senate, presented the award to Naslund in a ceremony hosted by John Davidson at the Hockey Hall of Fame.

**2003:** Markus Naslund and Todd Bertuzzi were named NHL First Team All-Stars.

## JUNE 13

**1973:** Bill McCreary was hired as the third head coach in Vancouver Canucks history, replacing Vic Stasiuk.

## JUNE 14

**1994:** Kirk McLean set a Stanley Cup record for most minutes played in one playoff year (1,544) as the Canucks lost 3-2 to the Rangers in Game 7 of the Stanley Cup Final. McLean broke Ron Hextall's record of 1540, set with Philadelphia in 1987.

**2007:** Canucks Head Coach, Alain Vigneault is named winner of the Jack Adams Award at the 2007 NHL Awards Show in Toronto. Vigneault earned Coach of the Year honors after leading Vancouver to a franchise record 49 wins and season-high 105 points.

**2013:** Vancouver Canucks and Utica Comets announced that they have agreed to a new affiliate agreement in the American Hockey League. The Canucks previously purchased the Peoria Rivermen and moved the team to Utica, NY, as part of the agreement.

## JUNE 16

**1989:** Trevor Linden was named to the 1988-89 NHL All-Rookie team.

**1992:** Pavel Bure won the NHL's Calder Trophy while Canucks' coach Pat Quinn won the Jack Adams Award.

**1994:** Vancouver's Pavel Bure was named an NHL First Team All-Star.

## JUNE 18

**1996:** Goalie Corey Hirsch was named to the 1995-96 NHL All-Rookie team.

## JUNE 19

**1996:** Alex Mogilney was named as a member of the NHL Second All-Star Team.

**2000:** The Canucks reach a deal with the Kansas City Blades of the IHL, to be the team's new farm team.

**2002:** Former Canucks' coach Roger Neilson was named to the Hockey Hall of Fame.

## JUNE 20

**1985:** Vancouver Canucks signed Tom Watt as their new head coach, the ninth in team history. Watt replaced General Manager Harry Neale, who finished the 1984-85 season after firing Bill LaForge.



**2002:** Vancouver's Markus Naslund was named an NHL's First Team All-Star.

**2006:** Vancouver Canucks named Alain Vigneault as their new head coach, the 16th in franchise history. Vigneault replaced Marc Crawford, who had been relieved of his duties two months earlier.

**2018:** Henrik and Daniel Sedin become the first ever joint winners of the King Clancy Memorial Trophy.

## JUNE 21

**2018:** Brock Boeser was named to the NHL All-Rookie Team becoming the first Canucks rookie since Mattias Ohlund in 1998 to receive the honor.

## JUNE 22

**1987:** Vancouver Canucks signed Bob McCammon as the 10th head coach in franchise history, replacing Tom Watt.

**1998:** Vancouver Canucks named Brian Burke as their new General Manager.

**2011:** Canucks centre Ryan Kesler is awarded the Frank Selke Trophy and becomes the first Vancouver Canucks player to win the award.

**2011:** Daniel Sedin is named recipient of Ted Lindsay Award as the "most outstanding player" in the NHL as voted by fellow members of the NHLPA.

**2011:** Daniel Sedin becomes the second player in franchise history to claim the Art Ross Trophy. With twin brother Henrik claiming the award in 2009-10, this marks the first time in League history that brothers have won scoring titles in consecutive seasons.

**2011:** Roberto Luongo and Cory Schneider win the Jennings Trophy presented "to the goalkeeper(s) having played a minimum of 25 games for the team with the fewest goals scored against".

**2011:** Canucks President & General Manager Mike Gillis is named General Manager of the Year.

**2011:** Daniel and Henrik Sedin named NHL First All-Stars. This is the first time brothers have been voted to the team since Hockey Hall of Famers Phil and Tony Esposito took First Team honours in 1969-70.

**2016:** Henrik Sedin was named the winner of the King Clancy Award at the NHL Awards Show in Las Vegas.

**2021:** Daniel and Henrik Sedin join Vancouver's Hockey Operations department as Special Advisors to the General Manager.

## JUNE 23



**2010:** Henrik Sedin was named the winner of the Hart Trophy and also collected the Ross Trophy at the NHL Awards Show.

**2014:** Vancouver Canucks named Willie Desjardins as their new head coach, replacing John Tortorella who had been fired one month earlier.

## JUNE 25

**1993:** Former Vancouver owner Frank Griffiths was named to the Hockey Hall of Fame.

**1998:** Vancouver defenceman Mattias Ohlund was named to the 1997-98 All-Rookie Team.

**2013:** Vancouver Canucks named John Tortorella as their new head coach, the 17th in franchise history.

## JUNE 29

**2021:** Vancouver Canucks and the City of Abbotsford reach a partnership agreement and officially confirm the relocation of Vancouver's American Hockey League (AHL) affiliate to Abbotsford, BC, for the start of the 2021-22 season.

## JULY

### JULY 3

**1991:** Stan Smyl retired as the Canucks all-time leader in games played (896), goals (262), assists (411) and points (673). He was subsequently named Assistant Coach.

### JULY 4

**1996:** Canucks Equipment Manager Pat O'Neill became the first recipient of the Larry Ashley Award. The Larry Ashley Award is presented to the trainer or equipment manager that best exemplifies the character and commitment to excellence displayed by Ashley throughout his career.

### JULY 10

**2013:** NHL announced that the Vancouver Canucks would face off against the Ottawa Senators at BC Place in Vancouver, at the 2014 Tim Hortons NHL Heritage Classic on Sunday, March 2, 2014.

### JULY 14

**2021:** The Vancouver Canucks announce that their newly relocated American Hockey League (AHL) affiliate will be called the Abbotsford Canucks, featuring "Johnny Canuck" as the primary logo.

## JULY 22

**2005:** National Hockey League owners unanimously ratified the new collective bargaining agreement, bringing an official end to the 310-day lockout. One day prior, NHL players formally accepted the new deal with 87 percent of the membership voting in favour of the deal.

## AUGUST

### AUGUST 3

**2021:** Michael Doyle is named President, Canucks Sports and Entertainment, Business Operations after spending 10 years on CSE's Senior Leadership Team and three seasons as Alternate Governor, NHL.

### AUGUST 4

**2015:** Vancouver Canucks named John Weisbrod Assistant General Manager.

### AUGUST 6

**2020:** Jacob Markstrom stops all 27 shots to become the fourth goalie in franchise history to record a postseason shutout and the first since Roberto Luongo on June 10, 2011, helping the Canucks to a 2-1 series lead in the Qualifying Round vs Minnesota.

### AUGUST 7

**2008:** Ted Lindsay, Phil Housley, Brian Burke and Bob Naegele were named as recipients of the Lester Patrick Trophy (awarded for service to hockey in the United States).

### AUGUST 10

**1994:** Vancouver Canucks named former assistant coach Rick Ley as the 12th head coach in team history, replacing Pat Quinn, who remained as the team's General Manager.

### AUGUST 18

**1998:** David Nonis is named Senior Vice-President, Hockey Operations. Steve Tambellini is named Vice-President, Player Personnel, Mike Penny is named Vice-President, Amateur Scouting and Shawn Dineen is named Professional Scout.

### AUGUST 29

**1996:** Team Canada defeats Team Russia 5-3 at General Motors Place in the first game of the World Cup of Hockey tournament. Trevor Linden plays for Canada while Alexander Mogilny plays for Team Russia. Trevor Linden records one assist in the game on a goal by Vincent Damphousse.

**1996:** The National Hockey League announces the 1998 NHL All-Star game will be played at General Motors Place. This is the second NHL All-Star Game to be played in Vancouver; the other was in 1977.

## SEPTEMBER

### SEPTEMBER 3

**2020:** Thatcher Demko becomes the fifth goalie in franchise history to record a postseason shutout and sets an NHL playoff record for most saves in a regulation shutout with 48 saves.

### SEPTEMBER 11

**1969:** NHL announced that two teams would be added for the 1970-71 season. One would be Vancouver, with the other selected from Atlanta, Baltimore, Buffalo, Cleveland, Kansas City, or Washington. The Sabres eventually were chosen.

**2008:** Vancouver Canucks named Lorne Henning VP of Player Personnel & Assistant GM, Laurence Gilman VP of Hockey Operations & Assistant GM, and Stan Smyl Senior Advisor to the General Manager.

### SEPTEMBER 14

**2000:** Rookies Daniel & Henrik Sedin made their pro hockey debut, as the Vancouver Canucks beat the Swedish team MoDo 5-2 in Game 1 of the NHL Challenge Stockholm 2000. Daniel had a goal and two assists to lead the Canucks.



# ON THIS DAY IN CANUCKS HISTORY

## SEPTEMBER 15

**2000:** Vancouver Canucks named Markus Naslund as their new team captain. The announcement came from Stockholm, following the Canucks' 2-1 pre-season overtime win over the Swedish champion Djurgarden.

## SEPTEMBER 17

**2011:** Vancouver Canucks engineers designed and unveiled new curved glass system to enhance player safety. The NHL implements this design League-wide.

## SEPTEMBER 21



**1992:** Canucks broadcaster Jim Robson was named as a media honoree to the Hockey Hall of Fame.

**2017:** The Vancouver Canucks and Los Angeles Kings played the first preseason game in China at the Mercedes-Benz Arena in Shanghai (2-5 L). They played their second preseason game in China on Sept. 23 at the Cadillac Arena in Beijing (3-4 OT).

## SEPTEMBER 23

**1995:** Vancouver Canucks played their first preseason game at General Motors Place. Jeff Brown scored the first goal in the new facility as the Canucks beat the visiting Mighty Ducks of Anaheim 4-3.

## SEPTEMBER 24

**1990:** Gilbert Perreault, Fern Flaman, Bill Barber and Bud Poile were inducted into the Hockey Hall of Fame.

## SEPTEMBER 25

**1984:** Former Canucks GM Jake Milford was inducted into the Hockey Hall of Fame.

**2001:** Canucks new mascot is officially named "Fin." The name was chosen from more than 2,000 fan entries.

## SEPTEMBER 30

**2008:** Vancouver Canucks named Roberto Luongo as their new team captain, the 12th in franchise history, and the first NHL goaltender to be named Captain since Montreal's Bill Durnan in 1947-48.

## OCTOBER

### OCTOBER 1

**2010:** Canucks Sports & Entertainment acquired ownership of the Vancouver Millionaires trademarks, including the name "Vancouver Millionaires", the inaugural classic "V" logo, the Vancouver Maroons "V" and design and the web domain vancouvermillionaires.com.

### OCTOBER 2

**1997:** Vancouver named Mark Messier as their new team captain. The announcement was made from Tokyo, on the eve of the Canucks' season opener against the Mighty Ducks of Anaheim.

**1999:** After starting his career with a record of 0-13-2, Vancouver goaltender Kevin Weekes recorded his first NHL victory and Markus Naslund scored his 100th NHL goal, in a 2-1 win over the visiting New York Rangers.

**2001:** Canucks unveiled their new "Third Jersey" at a downtown press conference. The new "Third Jersey" is predominantly a two-colour jersey with a strong deep red and deep blue, accented with silver. It is the second alternate jersey in team history.

## OCTOBER 3

**1997:** Mark Messier scored his first goal as a member of the Canucks, when Vancouver won 3-2 over Anaheim, in the first regular-season game played outside North America, at Yoyogi Arena in Tokyo, Japan. Pavel Bure took 11 shots and had a goal.

## OCTOBER 4 & 5

**1997:** The Vancouver Canucks played the Mighty Ducks of Anaheim in a two-game series at Yoyogi Arena in Tokyo, Japan. The two split the games by a score of 3-2 in each game. It marked the first NHL game in history to be played outside North America. Scott Walker became the first player to score a NHL regular season goal outside North America. Attendance was 10,500 (sellout) for both games.

## OCTOBER 5

**1983:** Vancouver's Tony Tanti began a team-record 7 game goal scoring streak in a 5-3 opening night loss to the visiting Calgary Flames.

**2006:** Trevor Linden became the first player to score 300 goals as a member of the Vancouver Canucks, and Roberto Luongo made 27 saves in his debut with the team, a 3-1 opening night win over the Red Wings at Detroit.

## OCTOBER 6

**1976:** Rick Blight tied a club record with four goals (his only career hat trick) when the Canucks dropped their season opener 9-5 in Pittsburgh.

**1988:** Rookie Trevor Linden played in the first game of his NHL career, a 2-2 tie against the visiting Winnipeg Jets.



**2002:** Introduced by royal trumpets while entering on a red carpet, Queen Elizabeth II dropped the ceremonial first puck before an exhibition game between Vancouver and San Jose. The British monarch, who last attended a hockey game 51 years ago, dropped the puck between Canucks captain Markus Naslund and Mike Ricci of the Sharks. The 76-year-old monarch, flanked by local minor hockey league players, is led to the centre of the rink - where she was joined by Wayne Gretzky, the NHL's all-time leading scorer, and executive director of the gold medal-winning 2002 Canadian Olympic Hockey Team. Also at centre ice were Cassie Campbell, captain of the Canadian women's Olympic team, Canucks and Team Canada defenceman Ed Jovanovski and Hall of Fame television broadcaster Howie Meeker. The Queen was visiting Vancouver with her husband, Prince Philip, Duke of Edinburgh, as part of a 12-day tour of Canada, celebrating the 50th anniversary of her rule.

## OCTOBER 7

**1983:** Jiri Bubla scored a goal and added three assists as Vancouver beat Minnesota 10-9 in the highest scoring game in Canucks history. Vancouver had a team-record six power-play goals in the game, while the North Stars had four.

**1989:** Vladimir Krutov became the first Soviet player to score a goal in a Vancouver uniform, with an assist by Igor Larionov as the Canucks won 5-3 over the visiting Red Wings.

## OCTOBER 8

**1987:** Greg Adams scored four goals (his first career hat trick) in his first game as a Canuck to lead Vancouver to an 8-2 opening night win over the visiting St. Louis Blues. Tony Tanti picked up four assists for the Canucks.

**2000:** With their comeback 5-4 victory at Tampa Bay, the Canucks became just the third club since 1983.84 (the season when the 5:00 overtime rule was introduced) to win a game in regulation in which it trailed by two or more goals with three or fewer minutes remaining.

## OCTOBER 9

**1970:** Vancouver Canucks played their first NHL game, losing 3-1 to the Los Angeles Kings, before a crowd of 15,062 in the first game played at Vancouver's Pacific Coliseum.

**1995:** The Vancouver Canucks play the first regular season game at General Motors Place. The Canucks were defeated 5-3 by the Detroit Red Wings. Mike Ridley recorded the first regular season goal at General Motors Place. Kirk McLean played in goal.

**1999:** In a pre-game ceremony, the Canucks unveiled the 30 Greatest Canucks to celebrate the team's 30th year in the NHL.

**2001:** Todd Bertuzzi scored his 100th career goal and added two assists in a 5-4 loss against the Avalanche at Colorado.

**2008:** The Vancouver Canucks honoured the memory of former Canucks defenceman Luc Bourdon in a ceremony prior to the season opening game. Luc's family was present to witness a video tribute and moment of silence. Earlier the same day, the Canucks and members of Bourdon's family unveiled the Luc Bourdon Wall of Dreams, a living legacy to everyone in the Canucks family and salute to minor hockey. The Luc Bourdon Wall of Dreams contains 191 pucks representing BC Hockey membership – a visual salute to Luc and what he represented.



**2010:** Henrik Sedin was named the 13th captain in team history. Kevin Bieksa, Ryan Kesler, Manny Malhotra and Daniel Sedin are named alternate captains. Original Canucks captain Orland Kurtenbach presented Henrik with the 'C' in front of a sold-out crowd for Vancouver's home opener of the franchise's 40th NHL season.

## OCTOBER 10

**2002:** Vancouver Canucks started the regular season with a shutout victory for the first time in team history, as Dan Cloutier recorded his 9th career shutout in a 3-0 win over the Flames at Calgary.

## OCTOBER 11

**1970:** Vancouver Canucks won their first game in team history, 5-3 over the Maple Leafs, at the Pacific Coliseum. It came in their second NHL game.

**1978:** Vancouver opened its ninth NHL season in its new black, red and gold uniforms, and had their first home victory ever over the Colorado Rockies, 8-2. Rookie Thomas Gradin collected two goals and an assist in his first NHL game.

**2014:** Daniel Sedin had three assists to give him 500 career assists and Ryan Miller picked up a victory in his home debut with Vancouver, a 5-4 shootout win over the visiting Edmonton Oilers.

## OCTOBER 12

**1992:** Pavel Bure scored four goals and added an assist to lead the Canucks to an 8-1 win over the Winnipeg Jets, in Vancouver. Bure scored his first NHL hat trick in the second period, and finished with 10 shots and two shorthanded goals in the game.

**1995:** Kirk McLean became the first goaltender to appear in 400 games in a Canucks' uniform as Vancouver tied 7-7 at Los Angeles.

## OCTOBER 13

**1997:** Kirk McLean became the first goaltender to record 20 career shutouts with Vancouver, in a 3-0 win over the visiting Edmonton Oilers.

**2006:** Markus Naslund became just the 2nd player to score 300

goals in a Vancouver Canucks uniform, during a 6-4 loss to the visiting San Jose Sharks. The milestone came just 8 days after Trevor Linden became the first 300 goal scorer in Vancouver history.

## OCTOBER 15

**2013:** Henrik Sedin had two assists to reach the 800 point milestone as the Canucks beat the Flyers 3-2.

## OCTOBER 16

**1993:** Pat Quinn became the ninth coach in NHL history to win 100 games with two different teams (Philadelphia and Vancouver) when the Canucks beat the Oilers 3-2 in Edmonton.

**2000:** Rookie Henrik Sedin scored his first career NHL goal and picked up an assist on twin brother Daniel's second goal of the season as Vancouver won 5-2 against the visiting Toronto Maple Leafs.

**2008:** Alain Vigneault picked up the 200th coaching victory of his NHL career when the Vancouver Canucks beat the Red Wings 4-3 in Detroit. Alex Burrows had an assist and scored the winner 27 seconds into overtime.

## OCTOBER 17

**2006:** Markus Naslund became the Canucks' all-time leading goal scorer, when he picked up the 301st of his career with the team in a 2-1 loss at Edmonton. He broke the record of 300 set by Trevor Linden just two weeks earlier.

**2013:** Roberto Luongo earned his 63rd career shutout -- and became the second goalie in NHL history to earn at least one shutout in each of his first 14 NHL seasons as the Canucks beat the Sabres 3-0 in Buffalo.

**2014:** Ryan Miller became the second goalie in Vancouver history to win his first three games with the Canucks, recording his 30th career shutout (first with Vancouver) in a 2-0 victory at Edmonton. The win also gave Miller a 9-0-0 record against the Oilers.

## OCTOBER 18

**2016:** The Canucks became the first team in NHL history to win their first 3 games of the season while never leading in regulation when Bo Horvat tied the game with 2:55 left in regulation & Henrik Sedin scored at 1:40 of OT for 2-1 victory over visiting St. Louis.

## OCTOBER 20

**2016:** Vancouver improved to 4-0-0 to start the season for just the second time in franchise history with a 2-1 win over the visiting Sabres.

## OCTOBER 21

**1983:** Tony Tanti tied a team record by scoring a point in the eighth straight game from the start of the season, and the Canucks beat New Jersey 5-4 for their first team win over the visiting Devils.

**1993:** Pavel Bure scored twice, including the 100th goal of his NHL career, and Trevor Linden added two goals and an assist to lead the Canucks to a 6-3 win against the Flames, at Calgary.

## OCTOBER 22

**1983:** Tony Tanti set a team record by scoring a point in the Canucks' ninth straight game from the start of the season, a 5-5 tie at Edmonton. It was also the first regular season overtime game in Canucks history.

**2011:** Sami Salo tied a franchise record for defencemen with his 19th career game-winning goal for Vancouver, this one came at 4:39 of OT to give the Canucks a 3-2 win over the visiting Minnesota Wild.

## OCTOBER 23

**1970:** Wayne Maki scored the only Canucks' goal as they earned their first NHL tie, a 1-1 draw in their first home game against the St. Louis Blues.

## OCTOBER 24

**1991:** Vancouver Canucks set a franchise record for most wins in the month of October, when they got their 8th of the month, a 3-1 win over the visiting Washington Capitals. Trevor Linden led the scoring with a goal and two assists.

# ON THIS DAY IN CANUCKS HISTORY

## OCTOBER 25

**1977:** Mike Walton set a team record by scoring a point in the Canucks' sixth straight game from the start of the season, a 3-1 win over the visiting Los Angeles Kings.

**1983:** Tony Tanti extended his team record by scoring a point in the Canucks' 10th straight game from the start of the season, and the Canucks recorded the 350th win in franchise history, 7-1 over the visiting St. Louis Blues.

**2000:** Bob Essensa became the first goaltender in Vancouver history to win his first four games with the team when the Canucks beat the Stars 6-2 at Dallas.

**2009:** Roberto Luongo set a Vancouver franchise record with his 21st career shutout with the team (the 48th of his NHL career) as the Canucks beat the visiting Edmonton Oilers 2-0. He broke the mark of 20 shutouts set by Kirk McLean.

## OCTOBER 26

**1982:** Thomas Gradin tied a team record with four assists, and Stan Smyl scored two goals and an assist in the first period to lead the Canucks to an 8-1 win over the visiting Hartford Whalers.

## OCTOBER 27

**1970:** Vancouver played their first game against the other new expansion team, Buffalo. Rosaire Paiement scored a goal and added two assists to lead the Canucks to a 7-2 win over the visiting Sabres.

**1971:** Vancouver Canucks had their first shutout in team history, a 0-0 tie in Toronto. Dunc Wilson recorded his first career shutout for the Canucks, while Bernie Parent picked up his 12th career shutout (and first with Toronto).

## OCTOBER 28

**2007:** Trevor Linden tied Stan Smyl as the Canucks' all-time leader in assists (with 411) in a 3-2 loss to the visiting Detroit Red Wings.

## OCTOBER 29



**1974:** Chris Oddleifson set a team record for fastest goal from the start of a game, when he scored just :11 into a 7-0 win over the visiting Detroit Red Wings.

**1991:** Kirk McLean became the first goaltender in NHL history to win nine games in the month of October, when he led the Canucks to a 4-3 over the visiting New Jersey Devils.

## OCTOBER 30

**2003:** Vancouver Canucks became just the third team in NHL history to score the first goal of the game in its first 10 games of the season, in a 3-1 win over the Kings in Los Angeles.

## OCTOBER 31

**2003:** Vancouver Canucks became just the second team in NHL history to score the first goal of the game in its first 11 games of the season, in a 4-1 win against the Coyotes at Phoenix.

**2008:** Roberto Luongo stopped 12-of-13 Anaheim attempts in the shootout and celebrated his 500th career NHL game with a 7-6 shootout win in Anaheim. Mattias Ohlund scored the deciding goal in the 13th round.

## NOVEMBER

### NOVEMBER 1

**1975:** Dennis Kearns became the first Vancouver Canucks defence-

man to accumulate 100 career points when he picked up an assist in a 3-3 tie at St. Louis.

**1978:** Rookie Glen Hanlon was in net for his first career shutout as the Canucks recorded their first shutout at Chicago, a 1-0 win over the Blackhawks.

**1996:** Pavel Bure picked up four assists as the Vancouver Canucks recorded the 300th road victory in franchise history, a 5-4 overtime win at Edmonton.

**2014:** Vancouver goalie Ryan Miller improved to 10-0-0 all-time against the Oilers when the Canucks won 3-2 at Edmonton.

### NOVEMBER 2

**2008:** Mattias Ohlund became just the second defenceman to appear in 700 games as a member of the Vancouver Canucks, and picked up an assist in a 3-2 loss to the visiting Detroit Red Wings.

**2013:** Vancouver retired Pavel Bure's #10 jersey before a 4-0 win over visiting Toronto. Roberto Luongo made 21 saves for his 64th career shutout.

**2019:** Derrick Pouliot scored the overtime winner in a 7-6 win vs the visiting Colorado Avalanche, extending his NHL record of most goals to be game winners to start a career (6).

### NOVEMBER 3

**1972:** Rookie Gerry O'Flaherty scored his 1st of 2 NHL goals in a 7-2 win vs Islanders. It came exactly 32 years after his father John scored his first goal making them the first father-son combo to get their 1st NHL goals on the same date.

**1991:** Stan Smyl became the first Vancouver Canuck to have his uniform number retired, when his #12 sweater was honoured in a pregame ceremony before a 7-2 win over the Oilers. Igor Larionov led the scoring with his first career hat trick.

**2003:** Vancouver Canucks tied an NHL record (set by Philadelphia in 1985, 86) by scoring first in the 12th straight game from the start of season, in a 5-1 win against the visiting Detroit Red Wings.

### NOVEMBER 4

**1970:** Pat Quinn scored his first goal with Vancouver and added an assist as the Canucks played in Pittsburgh for the first time in team history, losing 8-3 to the Penguins.

**2014:** Ryan Miller became the first goaltender in Vancouver history to win 9 of his first 10 starts with the club as the Canucks beat the Avalanche 5-2 in Colorado.

### NOVEMBER 5

**1970:** Vancouver Canucks won 4-1 at Buffalo, for their first road victory in the NHL. Danish-born Poul Popiel scored two goals to lead the scoring.

**1974:** Andre Boudrias became the first player in Vancouver Canucks history to score 100 goals when he got the game winner in a 2-1 victory over the New York Rangers.

**1976:** Don Lever became the second Vancouver Canucks player to score 100 goals, when he opened the scoring in a 4-1 win over the Los Angeles Kings.

**1987:** Stan Smyl appeared in his 684th game and passed Harold Snepsts as Canucks' all-time leader in regular season games. Canucks won 4-3 in Philadelphia on a Greg Adams' goal with 11 seconds remaining in the game.

### NOVEMBER 6

**1988:** Tony Tanti collected an assist, and became the fourth Canuck in history to register 400 points. Canucks lost 4-2 at Boston.

**2014:** Ryan Miller became the first goaltender in Vancouver history to win 10 of his first 11 games with the Canucks (improving to 10-1-0), with a 3-2 victory at San Jose.

**2019:** Elias Pettersson scored his 10th career NHL goal in his 10th career NHL game at Detroit, becoming the fifth NHL player to do so outside of the league's inaugural season. He also became the first player since 1992-93 to record 16+ points through his first 10 career NHL games.

### NOVEMBER 8

**1978:** Dennis Kearns became first player in Vancouver Canucks history to play in 500 games, during a 6-4 win at Detroit.

# ON THIS DAY IN CANUCKS HISTORY

**2007:** Trevor Linden became the Vancouver Canucks all-time leader in assists (breaking Stan Smyl's record of 411) in a 3-2 win at Calgary.

## NOVEMBER 9

**1977:** Jere Gillis became just the second rookie in team history to score a hat trick (first of his career) and also picked up an assist in an 8-6 loss in St. Louis.

## NOVEMBER 11

**2010:** Daniel Sedin scored 33 seconds into the game and added an assist and rookie Mario Bliznak scored the only goal of his 6 game NHL career in a 6-2 win at Ottawa.

## NOVEMBER 12

**1974:** Vancouver Canucks picked up the 100th win in team history, with a 1-0 victory over visiting Chicago. Gary Smith recorded his 20th career shutout, and the Canucks' first ever against the Blackhawks.

**1992:** Gino Odjick set a team record with 47 penalty minutes in the third period as the Canucks lost 7-4 to the Kings at Los Angeles.

**1996:** John McCaw agreed to purchase all shares in Orca Bay Sports & Entertainment held by Arthur Griffiths.

## NOVEMBER 13

**1979:** Rick Blight tied club record with a goal in his sixth straight contest, a 5-3 win against the Flames in Atlanta.

**1997:** Vancouver Canucks relieved Tom Renney of his duties, and named Mike Keenan as his replacement.

## NOVEMBER 14

**1982:** Thomas Gradin became the fifth player in Vancouver history to score 300 points, reaching the milestone in 330 games, as Vancouver lost 6-5 to the Jets, at Winnipeg.

**1989:** Brian Bradley got a goal at 17:12 of the first period, to score the 5,000th goal in Canucks' franchise history. Vancouver tied 4-4 against Washington.

**1996:** Rookie Mike Fountain became the 18th goaltender in NHL history to record a shutout in his first career game as the Canucks won 3-0 at New Jersey. Fountain made 40 saves in his NHL debut to record his only NHL shutout (the Canucks' first against the Devils).

**1996:** Dave Babych became the 3rd player in NHL history to play 300 or more career games with 3 different teams, when the Canucks won 3-0 at New Jersey. Babych joined Bill Gadsby and Joe Mullen as the only "3 x 300" players in NHL history.

**2006:** Trevor Linden became just the second player in Vancouver Canucks history to register 400 career assists, and the first to register 700 points, in a 3-2 loss to the visiting Detroit Red Wings.

**2009:** Henrik Sedin scored his first career hat trick to lead the Canucks to an 8-2 win at Colorado.

**2016:** Pat Quinn was posthumously inducted into the Hockey Hall of Fame.

## NOVEMBER 15

**1970:** Wayne Maki set a team record for most penalty minutes in one period, when he picked up 30 PIM in a 4-2 loss at Chicago. Maki got 2 majors, a misconduct and a game misconduct during the second period.

**1974:** Bobby Lalonde set a team record for fastest goal from the start of a period (other than the first) when he scored just :08 into the third period in a 2-2 tie against the visiting Los Angeles Kings.

**1981:** Ivan Boldirev tied a club record with three goals (his 8th career hat trick) and added two assists as the Canucks picked up their first road victory in Calgary, beating the Flames 7-4.

## NOVEMBER 16

**1995:** Trevor Linden became the first player in Vancouver Canucks history to score one or more points in each of the team's first 10 road games of the season; he reached the mark with a goal in a 2-2 tie against the Panthers in Florida.

**1996:** Gino Odjick passed Garth Butcher to become the Canucks' all-time leader in career penalty minutes, when the Canucks lost 6-1 at Montreal. Butcher had recorded 1,668 penalty minutes with Vancouver.

**2004:** Francesco Aquilini became a local ownership partner for John

McCaw and the Vancouver Canucks, purchasing 50 percent of the hockey club and General Motors Place.

## NOVEMBER 17

**1988:** Rookie Trevor Linden scored his first NHL hat trick, and added an assist, in a 7-6 loss to the North Stars at Minnesota. Defenceman Harold Snepets became only the second Vancouver player to appear in 700 games.

**2016:** Ben Hutton scored at 2:34 of OT to become the first player in Canucks history to get a penalty shot goal in overtime, as the Canucks beat the visiting Coyotes 3-2.

## NOVEMBER 19

**1972:** Bobby Schmautz scored four goals (including a natural hat trick in the second period) to become the first Canucks player to score hat tricks in consecutive games, as Vancouver beat Buffalo 9-5.

**1974:** Vancouver Canucks set a franchise record for most wins in one calendar month, when they picked up their 7th of the month in a 6-3 win over the visiting St. Louis Blues.



**1981:** Harold Snepets became the third player in Canucks history to appear in 500 games, as Vancouver defeated Detroit 8-3. Stan Smyl earned his 200th career point in the game, the ninth Canuck to do so.

**1985:** Petri Skriko scored his first NHL hat trick and added an assist in a 7-5 Vancouver win at Detroit.

**1998:** Mike Keenan became just the sixth coach to record 500 career NHL victories, and Garth Snow recorded his 5th career shutout as Vancouver won 5-0 at Colorado, to end a 15-game winless streak against the Avalanche, (0-12-3 since December 1995).

**2006:** Markus Naslund became the second player in team history to score 100 power-play goals with Vancouver and rookie Patrick Coulombe scored the only point of his 7 game NHL career with an assist in a 2-1 win over the visiting Blackhawks.

## NOVEMBER 20

**1983:** Tony Tanti scored his 20th goal of the season in an 8-3 win over Los Angeles. Tanti became the fastest Canuck to reach 20 goals, and attained the mark in 21 games.

**2008:** Coach Alain Vigneault picked up his 100th win with Vancouver when the Canucks beat the Wild 3-2 at Minnesota. The victory gave him a record of 100-65-19 with Vancouver.

## NOVEMBER 21

**1974:** Vancouver Canucks set a franchise record for most wins in one calendar month, when they picked up their 8th of the month (and first-ever road victory in Philadelphia) a 4-3 win over the Flyers.

**1984:** Vancouver coach Bill LaForge was relieved of his duties after only 20 games, the shortest tenure of any coach in team history. LaForge was 4-14-2 before GM Harry Neale took his place.

**1986:** Petri Skriko became the second player in team history to score hat tricks in two straight games, and finished with four goals as the Canucks lost 8-5 to the New York Rangers.

**2007:** Markus Naslund tied a team record (set by Tony Tanti) with his 10th career hat trick with the Canucks, in a 4-2 win over the Minnesota Wild.

**2015:** Daniel Sedin scored his 6th career hat trick and added an assist to become the 2nd player in Vancouver history to score 900 career

# ON THIS DAY IN CANUCKS HISTORY

points, and brother Henrik added a goal and four assists to tie a career-high for points in a game, in a 6-3 win over the visiting Blackhawks.

## NOVEMBER 22

**1985:** Stan Smyl became the first player in Vancouver Canucks history to score 200 career NHL goals. The milestone goal came in a 6-5 loss to New Jersey.


**2003:** Markus Naslund became the 4th player to score 500 career points as a member of the Canucks when he scored a goal and two assists in a 5-3 loss to the visiting Maple Leafs.

## NOVEMBER 23

**1992:** Pavel Bure tied a team record with his 15th goal in the month of November; he finished the night with a goal and two assists in a 5-2 win over the visiting Blackhawks, and matched the mark set by Darcy Rota in March 1983.

**2007:** Roberto Luongo established a shutout streak stretching over five games from November 23 to December 2. The streak included three consecutive shutouts vs Chicago, Anaheim and Columbus. The Canucks netminder set a new franchise record and surpassed his personal best record playing 210:34 without allowing a goal.

**2011:** Alain Vigneault became the winningest coach in Vancouver Canucks history with his 247th team win, a 3-0 win at Colorado. Cory Schneider recorded his second career shutout as Vigneault broke the mark of 246 wins held by Marc Crawford.



**2014:** Janrik Hansen scored his first career hat trick, rookie Bo Horvat added three assists and Daniel Sedin became the third player in franchise history to play 1,000 games with Vancouver as the Canucks beat the visiting Blackhawks 4-1.

## NOVEMBER 25

**2002:** Trevor Linden scored to become Vancouver's all-time leading goal scorer, passing Stan Smyl with his 263rd goal, as the Canucks won 2-1 over the Wild at Minnesota.

**2011:** Sami Salo set a franchise record for defencemen with his 20th career game winning goal for Vancouver and Cory Schneider became the first goalie in team history to get back-to-back shutouts in consecutive road games in a 5-0 win at Phoenix.

## NOVEMBER 26

**1980:** Vancouver recorded the 100th road victory in franchise history and set a team record for fastest three goals, when Curt Fraser, Stan Smyl and Bobby Schumatz combined to score in a span of :56 during the third period of a 7-4 win at Pittsburgh.

## NOVEMBER 27

**1974:** Andre Boudrias picked up two assists to become the first player in Vancouver Canucks history to score 300 career points. They came in a 6-1 win over the Blues. It was also the Canucks 9th win of the month, a new franchise record.

**2002:** Vancouver set a franchise record with their 8th consecutive victory, 3-2 over the Hurricanes at Carolina. It was also the Canucks' 10th win of the month, tying a franchise record.

**2003:** Dan Cloutier recorded his 100th NHL victory, and Markus Naslund scored with 46.2 seconds remaining in overtime and added an assist to give the Canucks a 3-2 win against the Senators at Ottawa.

## NOVEMBER 28

**1992:** Pavel Bure set a team record for most goals in one month, with his 16th goal of November (along with an assist) in a 6-5 win at Montreal; he broke the mark of 15 goals by Darcy Rota in March 1983.

**2013:** Daniel Sedin scored his 300th career NHL goal and added an assist to help the Vancouver Canucks to a 5-2 win at Ottawa.

## NOVEMBER 29

**2002:** Vancouver Canucks won 11 games in one calendar month for the first time in franchise history, when they beat the Lightning 5-3 at Tampa Bay. They also extended their franchise-record winning streak to nine straight games.

**2007:** Roberto Luongo became the first goalie in Vancouver Canucks history to record three straight shutouts (the 36th of his career) in a 2-0 win over the visiting Blue Jackets.

## NOVEMBER 30



**1974:** Vancouver Canucks won their 10th game in one calendar month for the first time in franchise history and Gary Smith became the first goaltender in team history to get 4 shutouts in one season, in a 3-0 win over the visiting New York Islanders.

**2002:** Vancouver Canucks won 12 games in one calendar month for the first time in franchise history, when they beat the Panthers 5-2 at Florida. They also extended their franchise-record winning streak to 10 straight games.

## DECEMBER

### DECEMBER 1

**1987:** Stan Smyl became the first player in team history to get 600 career points, when he scored a goal in a 3-1 win over the Quebec Nordiques.

**1996:** Trevor Linden's Iron man streak of 482 consecutive regular season NHL games played came to an end vs Philadelphia when he suffered a grade-two medial collateral ligament sprain in his knee.

### DECEMBER 2

**1969:** NHL Board of Governors announced in New York that expansion franchises had been awarded to Buffalo and Vancouver. The two new teams would begin play in 1970-71, and would raise the NHL team total to 14.

**1987:** Petri Skriko became the 11th player in Vancouver Canucks team history to record 100 goals when he scored twice in a 3-3 tie, at Montreal.

**1990:** Garth Butcher set a team record for defencemen with four assists, as the Canucks won 5-1 against the Jets, at Winnipeg.

**2014:** Daniel Sedin had two goals and an assist (all on the power play) in a 4-3 win at Washington. His goals gave him 114 career power-play goals, tying the team mark set by Markus Naslund.

### DECEMBER 3

**2019:** Alex Burrows becomes the seventh player inducted into the Canucks' Ring of Honour in a pre-game ceremony at Rogers Arena prior to a 5-2 victory over the Ottawa Senators.

### DECEMBER 4

**1996:** Jyrki Lumme became the highest goal-scoring defenceman in Vancouver history, with his 66th career Canucks' goal in a 7-6 OT win at Buffalo. Lumme passed Doug Lidster, who had 65 goals with Vancouver.

## DECEMBER 5

**1976:** Vancouver Canucks celebrated their 500th all-time NHL game with a 4-2 victory at Chicago.

**1978:** Glen Hanlon tied a team rookie record with his second career shutout, a 3-0 win over the visiting Atlanta Flames.

**1979:** 19-year-old rookie Brent Ashton became the first teenager in team history to score two goals in a game as the Canucks tied the Penguins 3-3 in Pittsburgh.

**1990:** Stan Smyl scored his 262nd and final career goal in a 9-4 loss at New Jersey.

**2007:** Markus Naslund became the Vancouver Canucks all-time leading point scorer, when he picked up his 725th with the team in a 3-2 win at Chicago; Naslund passed teammate Trevor Linden, who had 724 points.



**2007:** Mattias Ohlund tied a team record for defencemen with his 83rd career goal as a member of the Canucks, in a 3-2 win at Chicago; he matched the mark of 83 goals set by Jyrke Lumme.

## DECEMBER 6

**1989:** Tony Tanti became the first player in Vancouver Canucks history to score 100 career power-play goals, when he picked up 2 PPG's in a 5-4 overtime loss at Los Angeles.

## DECEMBER 7

**1985:** Stan Smyl became the second player in team history to score 500 points. He got Vancouver's only goal in a 2-1 loss at Washington.

## DECEMBER 8

**1987:** Stan Smyl became the first Vancouver Canuck to appear in 700 regular season games as Vancouver dropped a 3-2 decision to the Minnesota North Stars.

**2000:** Harold Druken became the first native of Newfoundland to score a hat trick in an NHL game, in a 6-1 win over the Sharks at San Jose.

## DECEMBER 9

**1982:** Rookie Patrik Sundstrom scored his first career hat trick, as the Canucks lost 9-6 to the North Stars, at Minnesota.

**1993:** Rookie Neil Eisenhut scored the only goal of his NHL career and Cliff Ronning scored at 37 of overtime as the Canucks were credited with the 250th road victory in team history with a 3-2 win at Boston.

**2005:** Vancouver Canucks won their first shootout game in team history, a 3-2 victory over the visiting Ottawa Senators.

**2019:** Elias Pettersson registered five points (1-4-5) at St. Louis, becoming the sixth rookie since 1967-68 to record multiple outing with at least five points in a single season. He also registered five points (2-3-5) on Nov. 2 vs Colorado.

## DECEMBER 10

**1974:** Bob Dailey scored the 1,000th goal in team history, in a 3-0 win over the visiting California Seals. Gary Smith made 19 saves for his fifth shutout of the year, a Canucks' team record.

**1980:** Bobby Schumatz set a team record with four points in the third period (2-2-4), as the Canucks defeated the Leafs 8-5 at Toronto. Per-Olov Brasar also collected four points (2-2-4).

## DECEMBER 11

**2010:** Markus Naslund became the third player in team history to

have his uniform number retired, when his #19 jersey was raised to the rafters in a pregame ceremony before a 5-4 OT loss to the visiting Tampa Bay Lightning.

**2010:** Cory Schneider set a franchise record for goaltenders with two assists in a 5-4 overtime loss to the visiting Tampa Bay Lightning.

## DECEMBER 12

**1970:** Orland Kurtenbach became the first player in Vancouver Canucks history to score a hat trick. He scored his only career hat trick and added an assist in a 5-2 win over the California Golden Seals, three months into the team's first NHL season.

**2009:** Henrik Sedin became the fifth player to score 500 career points in a Vancouver Canucks uniform when he picked up three first-period assists in a 4-3 win over the visiting Minnesota Wild.

## DECEMBER 13

**1977:** Pit Martin scored his 300th career NHL goal and defenceman Harold Snepets picked up three assists as the Canucks won 3-1 over the visiting Capitals.

**1984:** Richard Brodeur appeared in his 209th game for Canucks, to become the team's all-time leader in goaltending appearances. Canucks won 5-4 at Montreal, as Brodeur faced 51 shots.

**1997:** Gino Odjick became the 5th NHL player to accumulate 2,000 career penalty minutes with one team, in the Canucks 5-2 loss to Colorado. Odjick joined Boston's Terry O'Reilly, Montreal's Chris Nilan, NJ's Ken Daneyko and Buffalo's Rob Ray.

## DECEMBER 14

**1986:** Stan Smyl scored his 6th career hat trick in a 7-3 win in Chicago. Smyl's third goal was the 551st point of his NHL career and moved him past Thomas Gradin as the Canucks' all-time leading scorer.

**2002:** Markus Naslund scored four goals in a 6-3 win at Edmonton. Naslund became the NHL's first 20 goal scorer of the 2002.03 season and the fifth player in Vancouver history to get 200 goals.

## DECEMBER 15

**1970:** Vancouver Canucks defeated Philadelphia 3-2 to set an NHL expansion team record with their sixth straight home victory. Canucks were 10-3-2 in their first 15 home games during their first NHL season.

**2007:** Mattias Ohlund became Vancouver's all-time goal scoring leader among defencemen, with his 84th goal with the Canucks in a 2-1 shootout loss at Edmonton; he broke the record of 83 previously set by Jyrke Lumme.

**2011:** Henrik Sedin collects his 700th career point, becoming just the ninth Swedish born NHL player to accomplish the feat.

## DECEMBER 16

**1972:** Hal Laycoe replaced Bud Poile to become the second General Manager in Vancouver Canucks history.

**1988:** Goodwill ambassador Walter "Babe" Pratt, an original member of the Canuck organization and also a member of the Hockey Hall of Fame, passed away at the age of 72.

**2000:** Brendan Morrison became the second player in Vancouver history to get at least four assists in one game, while assisting on every Canucks' goal, in a 4-3 win in the Canucks' first home game against the Columbus Blue Jackets.

**2016:** Canucks honoured Mattias Ohlund as the sixth member of the Canucks Ring of Honour in a pre-game ceremony before a 4-2 win over the visiting Lightning.

## DECEMBER 17

**2008:** Trevor Linden had his #16 jersey retired in a pregame ceremony before a 4-2 win over the visiting Edmonton Oilers.

## DECEMBER 20

**1995:** Vancouver Canucks played the 2,000th game in team history, a 2-2 tie in Los Angeles. The tie gave the Canucks an all-time record of 724-980-296, since entering the NHL in 1970.71.

**2014:** Daniel Sedin became Vancouver's all-time leader in power-play goals when he scored the 115th of his career (breaking Markus Naslund's record) as the Canucks beat the visiting Flames 3-2 in overtime for their 9th straight win over Calgary.

# ON THIS DAY IN CANUCKS HISTORY

## DECEMBER 22

**1976:** Vancouver's first captain Orland Kurtenbach replaced Phil Maloney behind the bench to become the fifth coach in team history. Vancouver won its first game under Kurtenbach, 3-2 at Los Angeles.

**1990:** Bob McCammon became the sixth coach in NHL history to win 100 games with two different teams (Philadelphia and Vancouver) when the Canucks beat the visiting L.A. Kings 4-3.

**1995:** Alexander Mogilyev set a team record with three goals within a span of 2:55 in the third period, and also had an assist as the Canucks won 6-2 at Anaheim.

**2016:** Henrik Sedin became the first player in franchise history to skate in 1,200 games, all in a Canucks' uniform; he reached the milestone in a 4-1 loss to the visiting Jets.

**2019:** Alex Edler played in his 782nd game as a Canuck, becoming the franchise leader for games played by a defenceman. The milestone came during a 1-0 loss to the visiting Winnipeg Jets.

## DECEMBER 23

**1978:** Glen Hanlon set a team record for rookie goalies with his third shutout of the season, a 2-0 win over the visiting L.A. Kings; it was also the Canucks' first-ever shutout against Los Angeles.

**1986:** Patrik Sundstrom scored two goals and an assist, including his 300th point during a 6-4 win over L.A. Sundstrom became the seventh Canuck to reach the 300 point mark.

**1993:** Vancouver beat Calgary 4-3 at an NHL neutral site game played in Saskatoon.

## DECEMBER 26

**1970:** Andre Boudrias became the first Canucks player to score a goal with Vancouver two men short. He scored the goal against Tony Esposito of Chicago. The goal was the 100th in the team's brief history. Chicago won the game 4-2.

**1972:** Don Tannahill became the first Vancouver rookie to score three goals in a game, in a 4-3 win over the California Seals. It came in Vancouver's third season in the NHL.

**1979:** Brad Smith scored twice in a span of :17 as the Canucks defeated touring Soviet club Moscow Dynamo 6-2. The game featured two goals apiece by Stan Smyl and Brad Smith. Canucks scored three second period goals in a span of :43.

**2003:** Vancouver Canucks became the 15th team in league history to win 1,000 NHL games, when Dan Cloutier recorded his 12th career shutout in a 2-0 win over the Flames at Calgary.



**2011:** Henrik Sedin set a franchise record by playing his 535th straight game with the team, a 5-3 win over the visiting Edmonton Oilers; he broke the mark of 534 straight games previously set by Brendan Morrison.

**2015:** Jannik Hansen scored twice, including his first career overtime goal with 58.6 seconds remaining in OT for a 2-1 win over visiting Edmonton.

## DECEMBER 27

**2001:** Trevor Linden became just the fourth player in franchise history to score 250 goals as a member of the Vancouver Canucks. The milestone goal—the game winner—came in a 4-2 win over the visiting Calgary Flames.

**2006:** Sami Salo tied a team record for defencemen when he scored his second overtime goal of the season; it came at 2:14 of OT to lead the Canucks to a 6-5 win against the visiting Calgary Flames.

## DECEMBER 28

**1977:** Rick Blight scored twice and Curt Ridley became the first NHL goalie to shut out a touring Soviet team when the Canucks beat visiting Moscow Spartak 2-0 in Vancouver's first game against a touring Soviet team.

**1991:** Igor Larionov scored his second career hat trick in the second period to lead the Canucks to a 3-2 win over the Sharks, at San Jose. Kirk McLean picked up his 20th win of the season, becoming the fastest Canuck goaltender to reach the 20-win mark.

## DECEMBER 29

**1979:** Per-Olov Brasar scored twice in a span of :33 early in the third period as the Canucks played host to Quebec for the first time in team history, and beat the visiting Nordiques 6-2.

**1996:** Canucks game vs San Jose Sharks is rescheduled due to extreme winter weather conditions. The previous cancellation of a Canucks game in Vancouver occurred on January 3rd, 1993 when the Canucks vs Tampa Bay game was cancelled due to extreme weather conditions.

## DECEMBER 30

**1984:** Thomas Gradin became the first Canucks' player to register 300 career assists, as Vancouver scored four third period goals to tie the Edmonton Oilers, 7-7.

**1988:** Vancouver improved its all time record against touring Soviet hockey teams to 3-0, with a 6-1 win over Dynamo Riga.

**2014:** Ryan Miller made two penalty shot saves to record his 7th straight victory over the Sharks, when the Canucks won 3-1 at San Jose.

## DECEMBER 31

**1992:** Vancouver extended their team-record home undefeated streak to 15 straight games (13-0-2) with a 4-0 win over the Kings. Kirk McLean recorded his 12th shutout with Vancouver, a new team record (Gary Smith had 11 career shutout with the Canucks).

**1992:** Vancouver Canucks set a franchise record for most wins in the month of December, when they got their 9th of the month, a 4-0 win over the visiting L.A. Kings.



**1992:** Pavel Bure tied a team record (set by Gerry Minor in 1980.81) with his sixth shorthanded goal of the season, then added a second goal in a 4-0 win against the visiting Los Angeles Kings.

**1996:** The first Vancouver Canucks pay-per-view game is broadcast by Orca Bay Sports & Entertainment. The game vs the Philadelphia Flyers is the first hockey game to be broadcast on pay-per-view in Canada and is the first of four games shown on pay-per-view.

## THREE STARS AWARD

Awarded annually to the player who receives the most game star selections during the season.

2020.21	<b>Thatcher Demko</b>	2008.09	Roberto Luongo	1996.97	Martin Gelinás	1984.85	Richard Brodeur
2019.20	Jacob Markstrom	2007.08	Roberto Luongo	1995.96	Trevor Linden	1983.84	Patrik Sundstrom
2018.19	Jacob Markstrom	2006.07	Roberto Luongo	1994.95	Kirk McLean	1982.83	Thomas Gradin
2017.18	Jacob Markstrom	2005.06	Alex Auld	1993.94	Pavel Bure	1981.82	Richard Brodeur
2016.17	Ryan Miller	2004.05	-	1992.93	Pavel Bure	1980.81	Richard Brodeur
2015.16	Daniel Sedin	2003.04	Dan Cloutier	1991.92	Pavel Bure	1979.80	Glen Hanlon
2014.15	Ryan Miller	2002.03	Markus Naslund	1990.91	Trevor Linden	1978.79	Glen Hanlon
2013.14	Ryan Kesler	2001.02	Markus Naslund	1989.90	Kirk McLean	1977.78	Cesare Maniago
2012.13	Cory Schneider	2000.01	Markus Naslund	1988.89	Trevor Linden	1976.77	Cesare Maniago
2011.12	Roberto Luongo	1999.00	Mark Messier	1987.88	Kirk McLean	1975.76	Bobby Lalonde
2010.11	Roberto Luongo	1998.99	Garth Snow	1986.87	Petri Skriko		
2009.10	Henrik Sedin	1997.98	Pavel Bure	1985.86	Richard Brodeur		

## CYCLONE TAYLOR TROPHY

The Canucks M.V.P. as selected by the fans.

2020.21	<b>Bo Horvat</b>	2007.08	Roberto Luongo	1994.95	Trevor Linden	1981.82	Richard Brodeur
2019.20	Jacob Markstrom	2006.07	Roberto Luongo	1993.94	Pavel Bure	1980.81	Richard Brodeur
2018.19	Jacob Markstrom	2005.06	Alex Auld	1992.93	Pavel Bure	1979.80	Stan Smyl
2017.18	<b>Brock Boeser</b>	2004.05	-	1991.92	Kirk McLean	1978.79	Thomas Gradin,
2016.17	<b>Bo Horvat</b>	2003.04	Markus Naslund	1990.91	Trevor Linden		Glen Hanlon
2015.16	Daniel Sedin	2002.03	Markus Naslund	1989.90	Kirk McLean	1977.78	Cesare Maniago
2014.15	Radim Vrbata	2001.02	Markus Naslund	1988.89	Trevor Linden	1976.77	Cesare Maniago
2013.14	Ryan Kesler	2000.01	Markus Naslund	1987.88	Tony Tanti	1975.76	Don Lever
2012.13	Cory Schneider	1999.00	Mark Messier	1986.87	Barry Pederson	1974.75	Gary Smith
2011.12	Henrik Sedin	1998.99	Markus Naslund	1985.86	Stan Smyl	1973.74	Gary Smith
2010.11	Daniel Sedin	1997.98	Pavel Bure	1984.85	Richard Brodeur	1972.73	Orland Kurtenbach
2009.10	Henrik Sedin	1996.97	Martin Gelinás	1983.84	Patrik Sundstrom	1971.72	Orland Kurtenbach
2008.09	Ryan Kesler	1995.96	Trevor Linden	1982.83	Stan Smyl	1970.71	Orland Kurtenbach

## CYRUS H. MCLEAN TROPHY

Awarded annually to the Canucks leading point scorer at the end of the season.

2020.21	<b>Brock Boeser</b>	2008.09	Daniel Sedin &	1995.96	Alexander Mogilny	1981.82	Thomas Gradin
2019.20	<b>J.T. Miller</b>		Henrik Sedin	1994.95	Pavel Bure	1980.81	Thomas Gradin
2018.19	<b>Elias Pettersson</b>	2007.08	Henrik Sedin	1993.94	Pavel Bure	1979.80	Stan Smyl
2017.18	<b>Brock Boeser &amp;</b>	2006.07	Daniel Sedin	1992.93	Pavel Bure	1978.79	Ron Sedlbauer
	Daniel Sedin	2005.06	Markus Naslund	1991.92	Trevor Linden	1977.78	Mike Walton
2016.17	<b>Bo Horvat</b>	2004.05	-	1990.91	Trevor Linden	1976.77	Rick Blight
2015.16	Daniel Sedin	2003.04	Markus Naslund	1989.90	Dan Quinn	1975.76	Dennis Ververgaert
2014.15	Daniel Sedin	2002.03	Markus Naslund	1988.89	Petri Skriko	1974.75	Andre Boudrias
2013.14	Henrik Sedin	2001.02	Markus Naslund	1987.88	Tony Tanti	1973.74	Andre Boudrias
2012.13	Henrik Sedin	2000.01	Markus Naslund	1986.87	Tony Tanti	1972.73	Bobby Schmautz
2011.12	Henrik Sedin	1999.00	Markus Naslund	1985.86	Petri Skriko	1971.72	Andre Boudrias &
2010.11	Daniel Sedin	1998.99	Markus Naslund	1984.85	Patrik Sundstrom		Orland Kurtenbach
2009.10	Henrik Sedin	1997.98	Pavel Bure	1983.84	Patrik Sundstrom	1970.71	Andre Boudrias
		1996.97	Alexander Mogilny	1982.83	Stan Smyl		

## WALTER (BABE) PRATT TROPHY

The Canucks most outstanding defenceman as chosen by the fans.

2020.21	<b>Quinn Hughes</b>	2007.08	Willie Mitchell	1994.95	Jeff Brown	1981.82	Harold Snepsts
2019.20	<b>Quinn Hughes</b>	2006.07	Kevin Bieksa	1993.94	Jyrki Lumme	1980.81	Kevin McCarthy
2018.19	Alex Edler	2005.06	Mattias Ohlund	1992.93	Dana Murzyn	1979.80	Harold Snepsts
2017.18	Alex Edler	2004.05	-	1991.92	Jyrki Lumme	1978.79	Harold Snepsts
2016.17	Troy Stecher	2003.04	Mattias Ohlund	1990.91	Doug Lidster	1977.78	Harold Snepsts
2015.16	Ben Hutton	2002.03	Ed Jovanovski	1989.90	Paul Reinhart	1976.77	Dennis Kearns
2014.15	Chris Tanev	2001.02	Ed Jovanovski	1988.89	Paul Reinhart	1975.76	Dennis Kearns
2013.14	Dan Hamhuis	2000.01	Ed Jovanovski	1987.88	Jim Benning	1974.75	Bob Dailey
2012.13	Dan Hamhuis	1999.00	Mattias Ohlund	1986.87	Doug Lidster	1973.74	Jocelyn Guevremont
2011.12	Alex Edler	1998.99	Adrian Aucoin	1985.86	Doug Lidster	1972.73	Barry Wilkins
2010.11	Christian Ehrhoff	1997.98	Mattias Ohlund	1984.85	Doug Lidster		
2009.10	Christian Ehrhoff	1996.97	Jyrki Lumme	1983.84	Rick Lanz		
2008.09	Willie Mitchell	1995.96	Jyrki Lumme	1982.83	Doug Halward		



# CANUCKS AWARDS & ALL-STARS

## FRED J. HUME AWARD

Awarded annually to the unsung hero as selected by the Canucks Booster Club.

2020.21	<b>Tyler Motte</b>	2007.08	Alex Burrows	1994.95	Martin Gelinas	1981.82	Lars Lindgren
2019.20	<b>J.T. Miller</b>	2006.07	Kevin Bieksa	1993.94	John McIntyre	1980.81	Per-Olov Brasar
2018.19	Antoine Roussel	2005.06	Jarkko Ruutu	1992.93	Cliff Ronning	1979.80	Kevin McCarthy
2017.18	Derek Dorsett	2004.05	–	1991.92	Garry Valk	1978.79	Harold Snepsts
2016.17	Markus Granlund	2003.04	Brent Sopel	1990.91	Steve Bozek	1977.78	Hilliard Graves
2015.16	Jannik Hansen	2002.03	Matt Cooke	1989.90	Steve Bozek	1976.77	Hilliard Graves
2014.15	Derek Dorsett	2001.02	Scott Lachance	1988.89	Rich Sutter	1975.76	Mike Robitaille
2013.14	Eddie Lack	2000.01	Murray Baron	1987.88	Rich Sutter	1974.75	Garry Monahan
2012.13	Jannik Hansen	1999.00	Andrew Cassels	1986.87	Garth Butcher	1973.74	Don Lever
2011.12	Chris Higgins	1998.99	Adrian Aucoin	1985.86	Brent Peterson	1972.73	Dennis Kearns
2010.11	Jannik Hansen	1997.98	Brian Noonan	1984.85	Doug Lidster	1971.72	Ron Ward
2009.10	Mason Raymond	1996.97	Mike Silinger	1983.84	Jiri Bubla	1970.71	Barry Wilkins
2008.09	Steve Bernier	1995.96	Martin Gelinas	1982.83	Doug Halward		

## PAVEL BURE AWARD

Awarded annually to the "Most Exciting Player" as selected by the fans.

2020.21	<b>Nils Höglander</b>	2007.08	Alex Burrows	1994.95	Pavel Bure	1981.82	Thomas Gradin
2019.20	<b>Elias Pettersson</b>	2006.07	Roberto Luongo	1993.94	Pavel Bure	1980.81	Tiger Williams
2018.19	<b>Elias Pettersson</b>	2005.06	Anson Carter	1992.93	Pavel Bure	1979.80	Stan Smyl
2017.18	<b>Brook Boeser</b>	2004.05	–	1991.92	Pavel Bure	1978.79	Thomas Gradin
2016.17	<b>Bo Horvat</b>	2003.04	Todd Bertuzzi	1990.91	Trevor Linden	1977.78	Hilliard Graves
2015.16	<b>Bo Horvat</b>	2002.03	Todd Bertuzzi	1989.90	Brian Bradley	1976.77	Bobby Lalonde
2014.15	Radim Vrba	2001.02	Todd Bertuzzi	1988.89	Trevor Linden	1975.76	Bobby Lalonde
2013.14	Zack Kassian	2000.01	Markus Naslund	1987.88	Tony Tanti	1974.75	Bobby Lalonde
2012.13	Jannik Hansen	1999.00	Todd Bertuzzi	1986.87	Tony Tanti	1973.74	Don Lever
2011.12	David Booth	1998.99	Markus Naslund	1985.86	Tony Tanti	1972.73	Bobby Schmautz
2010.11	Ryan Kesler	1997.98	Pavel Bure	1984.85	Tony Tanti	1971.72	Andre Boudrias
2009.10	Alex Burrows	1996.97	Martin Gelinas	1983.84	Tony Tanti	1970.71	Andre Boudrias
2008.09	Alex Burrows	1995.96	Alexander Mogilny	1982.83	Darcy Rota		

## DANIEL & HENRIK SEDIN AWARD

Awarded annually for "community leadership".

2020.21	<b>Tyler Motte</b>	2019.20	Alex Edler
---------	--------------------	---------	------------

## NHL ALL-STARS

### ALL-STARS

C	Elias Pettersson	All-Rookie Team	2019	LW	Markus Naslund	First Team	2003	G	Kirk McLean	Second Team	1992
LW	Daniel Sedin	First Team	2011	RW	Todd Bertuzzi	First Team	2003	C	Trevor Linden	All-Rookie Team	1989
C	Henrik Sedin	First Team	2011	LW	Markus Naslund	First Team	2002	RW	Jim Sandlak	All-Rookie Team	1987
C	Henrik Sedin	First Team	2010	D	Mattias Ohlund	All-Rookie Team	1998				
LW	Daniel Sedin	Second Team	2010	RW	Alex Mogilny	Second Team	1996				
G	Roberto Luongo	First Team	2007	G	Corey Hirsch	All-Rookie Team	1996				
LW	Markus Naslund	First Team	2004	RW	Pavel Bure	First Team	1994				


### ALL-STAR GAME REPRESENTATIVES

2020	<b>Quinn Hughes</b> , Jacob Markstrom,	2006	No All-Star Game	1994	Pavel Bure (fan vote)
	<b>Elias Pettersson</b>	2005	No All-Star Game	1993	Pavel Bure (fan vote)
2019	<b>Elias Pettersson</b>	2004	Markus Naslund	1992	Trevor Linden, Kirk McLean
2018	<b>Brook Boeser (MVP)</b>		(Western Conference Team Captain)	1991	Trevor Linden
2017	<b>Bo Horvat</b>		Todd Bertuzzi (Voted a starter)	1990	Kirk McLean
2016	Daniel Sedin		Marc Crawford (Assistant Coach)	1989	Paul Reinhart
2015	Radim Vrba	2003	Markus Naslund	1988	Greg Adams
2014	No All-Star Game		Todd Bertuzzi	1987	Rendez-Vous (no game)
2013	No All-Star Game		Ed Jovanovski	1986	Tony Tanti
2012	Daniel Sedin		Marc Crawford (first Canucks Head Coach named to coach All-Star Team)	1985	Thomas Gradin
	Henrik Sedin			1984	Darcy Rota, (replaced Tony Tanti)
	Alex Edler	2002	Markus Naslund	1983	John Garrett (replaced Richard Brodeur)
	Cody Hodgson (YoungStars)		Ed Jovanovski	1982	Harold Snepsts
2011	Ryan Kesler	2001	Markus Naslund	1981	Tiger Williams, Kevin McCarthy (vote)
	Daniel Sedin		Ed Jovanovski	1980	Lars Lindgren
	Henrik Sedin	2000	Mark Messier	1979	Challenge Cup (no game)
	Alain Vigneault (coach)	1999	Markus Naslund	1978	Dennis Vervegaert
2010	No All-Star Game		Mattias Ohlund	1977	Harold Snepsts
2009	Roberto Luongo	1998	Pavel Bure	1976	Dennis Vervegaert
	Mason Raymond		Mark Messier	1975	Gary Smith (vote), Tracy Pratt
	(YoungStars Sophomore)	1997	Pavel Bure	1974	Bobby Schmautz, Jocelyn Gueuremont
2008	Henrik Sedin	1996	Alexander Mogilny	1973	Bobby Schmautz
	Roberto Luongo (Voted a starter – unable to attend)		Pavel Bure	1972	Dale Tallon
			(fan vote, could not play due to injury)	1971	Dale Tallon
2007	Roberto Luongo (Voted a starter)	1995	No All-Star Game		

# NHL AWARDS



**HART MEMORIAL TROPHY**  
2010, Henrik Sedin



**ART ROSS TROPHY**  
2011, Daniel Sedin  
2010, Henrik Sedin



**CALDER MEMORIAL TROPHY**  
2019, Elias Pettersson  
1992, Pavel Bure



**JACK ADAMS AWARD**  
2007, Alain Vigneault  
1992, Pat Quinn



**FRANK J. SELKE TROPHY**  
2011, Ryan Kesler



**WILLIAM M. JENNINGS TROPHY**  
2011, Roberto Luongo & Cory Schneider



**KING CLANCY MEMORIAL TROPHY**  
2018, Daniel & Henrik Sedin  
2016, Henrik Sedin  
1997, Trevor Linden



**TED LINDSAY AWARD  
(LESTER B. PEARSON)**  
2011, Daniel Sedin  
2003, Markus Naslund



**GENERAL MANAGER OF THE YEAR**  
2011, Michael D. Gillis




**NHL FOUNDATION PLAYER AWARD**  
2008, Trevor Linden

**SCOTIABANK FAN FAV AWARD**  
2009, Roberto Luongo

**BUD LIGHT/NHL MAN-OF-THE-YEAR**  
1992, Ryan Walter



**CLARENCE S. CAMPBELL BOWL**  
2011, 1994, 1982



**PRESIDENTS' TROPHY**  
2011, 2012

CANUCKS

PLAYERS

IN THE SYSTEM

2020-21 REVIEW

OPPONENTS

HISTORY

ALL-TIME RECORDS

PLAYOFFS

NHL

MEDIA SERVICES

# REGULAR SEASON MONTHLY RECORDS

## REGULAR SEASON MONTH BY MONTH RECORD

SEASON	OCT	NOV	DEC	JAN	FEB	MAR	APR	MAY
1970.71	3-6-2	6-7-1	5-7-0	1-10-2	3-7-1	5-8-2	1-1-0	
1971.72	4-7-2	3-7-2	2-8-0	5-6-1	2-12-1	3-10-2	1-0-0	
1972.73	3-7-1	5-7-1	3-7-4	3-9-1	2-11-1	6-6-1	DNP	
1973.74	4-3-1	1-9-3	3-8-2	4-9-1	5-5-3	5-8-1	2-1-0	
1974.75	5-3-2	10-3-2	5-4-1	3-10-0	5-5-1	5-7-4	3-0-0	
1975.76	3-6-2	5-5-3	5-4-1	5-5-4	7-7-1	6-5-4	2-0-0	
1976.77	4-7-1	2-10-1	4-9-1	5-6-2	3-7-2	6-2-6	1-1-0	
1977.78	3-3-2	3-7-3	4-5-4	4-7-3	2-9-2	3-11-2	1-1-1	
1978.79	4-5-1	5-8-1	4-8-1	4-6-4	2-6-3	5-9-1	1-0-2	
1979.80	4-3-3	6-5-3	4-8-1	1-11-1	4-5-3	5-5-5	3-0-0	
1980.81	6-3-1	7-4-4	4-4-5	3-5-5	2-9-2	6-5-2	0-2-1	
1981.82	4-5-3	7-5-1	3-7-4	3-7-3	7-3-3	4-6-3	2-0-0	
1982.83	4-6-2	5-5-4	4-6-2	4-7-2	4-7-1	9-4-3	0-0-1	
1983.84	5-6-1	6-6-1	4-8-2	4-8-2	7-7-1	6-4-2	DNP	
1984.85	1-10-0	3-9-2	4-6-3	5-7-2	5-5-1	7-7-0	0-2-1	
1985.86	5-4-2	4-9-1	4-8-1	3-6-3	2-7-2	4-7-4	1-3-0	
1986.87	2-7-1	5-8-1	4-8-1	4-8-3	4-7-2	7-5-0	3-0-0	
1987.88	2-6-1	6-7-1	4-8-3	4-9-2	5-8-0	3-8-2	1-0-0	
1988.89	5-5-2	6-7-3	4-7-0	5-6-2	8-5-0	5-7-1	0-2-0	
1989.90	7-5-1	2-7-3	3-7-4	2-11-1	6-6-2	5-5-3	DNP	
1990.91	6-6-0	6-6-2	5-9-1	2-9-2	5-6-2	4-7-2	DNP	
1991.92	9-3-1	7-4-2	6-4-3	7-3-1	5-6-2	7-5-2	1-1-1	
1992.93	5-4-1	9-5-1	9-1-1	6-4-5	6-5-0	5-8-1	6-2-0	
1993.94	7-3-0	7-7-0	5-8-0	6-5-2	5-5-1	8-8-0	3-4-0	
1994.95	-	-	-	1-3-1	4-4-5	6-6-2	7-5-3	0-0-1
1995.96	4-4-2	2-7-5	6-4-3	5-5-2	7-4-3	6-8-0	2-3-0	
1996.97	5-5-0	8-5-0	3-9-1	8-4-1	4-9-0	4-8-3	3-0-2	
1997.98	3-8-2	6-6-1	2-9-3	3-9-2	4-1-1	4-6-4	3-4-1	
1998.99	4-4-1	5-9-0	4-6-3	3-6-2	3-8-3	3-9-2	1-5-1	
1999.00	7-3-2 (1)	3-5-4	2-6-1 (2)	3-5-3 (3)	6-5-2	7-4-2 (2)	2-1-1	
2000.01	6-2-2 (1)	7-6-1 (1)	6-3-1 (2)	8-7-0	6-3-1 (1)	2-4-6 (2)	1-3-0	
2001.02	4-8-1	7-7-2	5-7-1	10-2-1 (1)	2-1-1 (2)	9-5-0	5-0-1	
2002.03	3-4-4	12-1-0	7-6-1	7-5-2	9-1-2	7-5-3 (1)	0-1-1	
2003.04	7-2-2	7-4-1 (2)	7-3-3	9-5-1	5-5-0 (2)	6-5-3 (1)	2-0-0	
2004.05	-	-	-	-	-	-	-	
2005.06	8-2-2	8-6-0	5-4-3	9-6-0	4-3-0	6-7-2	2-4-1	
2006.07	7-5-1	5-8-0	8-5-0	8-1-3	8-3-1	11-2-2	2-2-0	
2007.08	5-7-0	9-2-2	8-5-2	4-7-1	6-1-5	7-8-0	0-3-0	
2008.09	6-5-0	8-3-2	6-7-1	2-5-5	9-2-0	11-3-1	3-2-1	
2009.10	7-7-0	7-5-0	10-4-1	10-2-1	3-4-0	9-4-2	3-2-1	
2010.11	4-3-2	8-4-1	11-1-2	8-2-4	8-5-0	13-2-0	2-2-0	
2011.12	5-5-1	9-4-0	10-4-1	7-2-2	9-1-4	9-5-1	2-1-0	
2012.13	-	-	-	3-2-2	7-3-2	9-5-2	7-5-1	
2013.14	9-5-1	4-5-4	10-1-2	4-9-2	1-4-1	6-7-1	2-4-0	
2014.15	7-3-0	9-4-1	5-4-2	6-6-0	8-6-0	10-4-2	3-2-0	
2015.16	5-2-4	4-7-3	5-6-2	6-4-2	4-6-1	4-11-1	3-2-0	
2016.17	4-4-1	6-7-1	7-7-1	6-3-3	3-8-1	4-9-2	0-5-0	
2017.18	6-3-2	6-7-2	4-8-1	4-6-1	4-8-2	6-8-1	1-0-2	
2018.19	8-6-0	3-8-3	8-5-1	4-3-2	4-7-3	7-6-1	1-1-1	
2019.20*	8-3-1	5-7-3	8-5-0	8-3-0	5-6-2	2-3-0		
2020.21	-	-	-	6-5-0	2-9-2	8-4-1	3-4-0	4-7-1

\*Regular Season impacted by NHL pause due to COVID-19

# SEASON OPENERS / HOME OPENERS

SEASON	DATE	RESULT	HOME	VISITOR
2020.21	Jan. 13	Win	Edmonton	3 Vancouver 5
2019.20	Oct. 2	Loss	Edmonton	3 Vancouver 2
2018.19	Oct. 3	Win	Vancouver	5 Calgary 2
2017.18	Oct. 7	Win	Vancouver	3 Edmonton 2
2016.17	Oct. 15	Win	Vancouver	2 Calgary 1 (SO)
2015.16	Oct. 7	Win	Calgary	1 Vancouver 5
2014.15	Oct. 8	Win	Calgary	2 Vancouver 4
2013.14	Oct. 3	Loss	San Jose	4 Vancouver 1
2012.13	Jan. 19	Loss	Vancouver	3 Anaheim 7
2011.12	Oct. 6	Overtime	Vancouver	3 Pittsburgh 4 (SO)
2010.11	Oct. 9	Overtime	Vancouver	1 Los Angeles 2 (SO)
2009.10	Oct. 1	Loss	Calgary	5 Vancouver 3
2008.09	Oct. 9	Win	Vancouver	6 Calgary 0
2007.08	Oct. 5	Loss	Vancouver	1 San Jose 3
2006.07	Oct. 5	Win	Detroit	1 Vancouver 3
2005.06	Oct. 5	Win	Vancouver	3 Phoenix 2
2004.05	-	-	-	-
2003.04	Oct. 9	Win	Vancouver	4 Calgary 1
2002.03	Oct. 10	Win	Calgary	0 Vancouver 3
2001.02	Oct. 4	Loss	Vancouver	4 Chicago 5
2000.01	Oct. 5	Loss	Philadelphia	6 Vancouver 3
1999.00	Oct. 2	Win	Vancouver	2 NY Rangers 1
1998.99	Oct. 12	Win	Vancouver	4 Los Angeles 2
1997.98	Oct. 4	Win	Vancouver	3 Anaheim 2 (Game played in Tokyo)
1996.97	Oct. 5	Win	Vancouver	3 Calgary 1
1995.96	Oct. 9	Loss	Vancouver	3 Detroit 5 (First game at Rogers Arena, formerly GM Place)
1994.95	Jan. 20	Tie	Vancouver	1 Dallas 1
1993.94	Oct. 6	Win	Los Angeles	2 Vancouver 5
1992.93	Oct. 6	Win	Edmonton	4 Vancouver 5
1991.92	Oct. 4	Win	Vancouver	4 San Jose 3
1990.91	Oct. 4	Loss	Calgary	3 Vancouver 2 (OT)
1989.90	Oct. 5	Loss	Vancouver	1 Edmonton 4
1988.89	Oct. 6	Tie	Vancouver	2 Winnipeg 2
1987.88	Oct. 8	Win	Vancouver	8 St. Louis 2
1986.87	Oct. 11	Win	Vancouver	4 St. Louis 3
1985.86	Oct. 10	Win	Los Angeles	5 Vancouver 6
1984.85	Oct. 11	Loss	Vancouver	2 Quebec 5
1983.84	Oct. 5	Loss	Vancouver	3 Calgary 5
1982.83	Oct. 5	Win	Vancouver	2 NY Islanders 1
1981.82	Oct. 6	Win	Vancouver	4 Colorado 2
1980.81	Oct. 10	Win	Vancouver	5 Detroit 3
1979.80	Oct. 9	Loss	Vancouver	2 St. Louis 5
1978.79	Oct. 11	Win	Vancouver	8 Colorado 2
1977.78	Oct. 12	Loss	NY Rangers	6 Vancouver 3
1976.77	Oct. 6	Loss	Pittsburgh	9 Vancouver 5
1975.76	Oct. 8	Win	Minnesota	2 Vancouver 3
1974.75	Oct. 9	Tie	Vancouver	3 Atlanta 3
1973.74	Oct. 10	Loss	Boston	6 Vancouver 4
1972.73	Oct. 7	Win	Vancouver	3 California 2
1971.72	Oct. 8	Loss	Vancouver	2 Toronto 3
1970.71	Oct. 9	Loss	Vancouver	1 Los Angeles 3

## HOME OPENERS

Season	R	Home	Visitor	1995.96	L	Vancouver	3	Detroit	5	
2020.21	W (SO)	Vancouver	6 Montreal	5	1994.95	T	Vancouver	1	Dallas	1
2019.20	W	Vancouver	8 Los Angeles	2	1993.94	L	Vancouver	1	Calgary	5
2018.19	W	Vancouver	5 Calgary	2	1992.93	W	Vancouver	5	Edmonton	2
2017.18	W	Vancouver	3 Edmonton	2	1991.92	W	Vancouver	4	San Jose	3
2016.17	W (SO)	Vancouver	2 Calgary	1	1990.91	L	Vancouver	2	Los Angeles	6
2015.16	O (OT)	Vancouver	2 Calgary	3	1989.90	L	Vancouver	1	Edmonton	4
2014.15	W (SO)	Vancouver	5 Edmonton	4	1988.89	T	Vancouver	2	Winnipeg	2
2013.14	W	Vancouver	6 Edmonton	2	1987.88	W	Vancouver	8	St. Louis	2
2012.13	L	Vancouver	3 Anaheim	7	1986.87	W	Vancouver	4	St. Louis	3
2011.12	O (SO)	Vancouver	3 Pittsburgh	4	1985.86	L	Vancouver	3	St. Louis	4
2010.11	O (SO)	Vancouver	1 Los Angeles	2	1984.85	L	Vancouver	2	Quebec	5
2009.10	L	Vancouver	3 Columbus	5	1983.84	L	Vancouver	3	Calgary	5
2008.09	W	Vancouver	6 Calgary	0	1982.83	W	Vancouver	2	NY Islanders	1
2007.08	L	Vancouver	1 San Jose	3	1981.82	W	Vancouver	4	Colorado	2
2006.07	L	Vancouver	4 San Jose	6	1980.81	W	Vancouver	5	Detroit	3
2005.06	W	Vancouver	3 Phoenix	2	1979.80	L	Vancouver	2	St. Louis	5
2004.05	-	-	-	-	1978.79	W	Vancouver	8	Colorado	2
2003.04	W	Vancouver	4 Calgary	1	1977.78	W	Vancouver	3	Detroit	2
2002.03	W	Vancouver	5 San Jose	3	1976.77	W	Vancouver	4	Washington	1
2001.02	L	Vancouver	4 Chicago	5	1975.76	W	Vancouver	7	Washington	2
2000.01	L	Vancouver	2 Colorado	5	1974.75	T	Vancouver	3	Atlanta	3
1999.00	W	Vancouver	2 NY Rangers	1	1973.74	W	Vancouver	2	Philadelphia	1
1998.99	W	Vancouver	4 Los Angeles	2	1972.73	W	Vancouver	3	California	2
1997.98	W	Vancouver	3 Anaheim	2	1971.72	L	Vancouver	2	Toronto	3
1996.97	W	Vancouver	3 Calgary	1	1970.71	L	Vancouver	1	Los Angeles	3

# ROAD OPENERS / SEASON BY SEASON

## ROAD OPENERS

Season	R	Home	Visitor	Season	R	Home	Visitor
2020.21	W	Edmonton	3 Vancouver	1994.95	L	Detroit	6 Vancouver
2019.20	L	Edmonton	3 Vancouver	1993.94	W	Los Angeles	2 Vancouver
2018.19	L	Calgary	7 Vancouver	1992.93	W	Edmonton	4 Vancouver
2017.18	W	Ottawa	0 Vancouver	1991.92	W	San Jose	2 Vancouver
2016.17	O	Los Angeles	4 Vancouver	1990.91	L	Calgary	3 Vancouver
2015.16	W	Calgary	1 Vancouver	1989.90	W	Edmonton	2 Vancouver
2014.15	W	Calgary	2 Vancouver	1988.89	W	Edmonton	2 Vancouver
2013.14	L	San Jose	4 Vancouver	1987.88	W	Los Angeles	2 Vancouver
2012.13	W	Anaheim	0 Vancouver	1986.87	L	New Jersey	3 Vancouver
2011.12	W	Columbus	2 Vancouver	1985.86	W	Los Angeles	5 Vancouver
2010.11	L	Anaheim	4 Vancouver	1984.85	W	Los Angeles	5 Vancouver
2009.10	L	Calgary	5 Vancouver	1983.84	L	St. Louis	3 Vancouver
2008.09	W	Calgary	4 Vancouver	1982.83	T	Los Angeles	3 Vancouver
2007.08	W	Calgary	3 Vancouver	1981.82	T	Calgary	1 Vancouver
2006.07	W	Detroit	1 Vancouver	1980.81	L	Chicago	4 Vancouver
2005.06	O	Edmonton	4 Vancouver	1979.80	T	Edmonton	4 Vancouver
2004.05	-	-	-	1978.79	T	Chicago	3 Vancouver
2003.04	L	Columbus	3 Vancouver	1977.78	L	NY Rangers	6 Vancouver
2002.03	W	Calgary	0 Vancouver	1976.77	L	Pittsburgh	9 Vancouver
2001.02	L	Colorado	5 Vancouver	1975.76	W	Minnesota	2 Vancouver
2000.01	L	Philadelphia	6 Vancouver	1974.75	L	St. Louis	4 Vancouver
1999.00	T	Calgary	4 Vancouver	1973.74	L	Boston	6 Vancouver
1998.99	L	Carolina	3 Vancouver	1972.73	L	NY Rangers	5 Vancouver
1997.98	L	Anaheim	3 Vancouver	1971.72	W	California	6 Vancouver
1996.97	L	Edmonton	2 Vancouver	1970.71	L	St. Louis	4 Vancouver
1995.96	T	Los Angeles	7 Vancouver				

## SEASON BY SEASON RECORDS

Season	GP	W	L	T/OT	GF*	GA*	PTS	Div Finish
1970.71	78	24	46	8	229	296	56	6th
1971.72	78	20	50	8	203	297	48	7th
1972.73	78	22	47	9	233	339	51	7th
1973.74	78	24	43	11	224	296	59	7th
1974.75	80	38	32	10	271	254	86	1st
1975.76	80	33	32	15	271	272	81	2nd
1976.77	80	25	42	13	235	294	63	4th
1977.78	80	20	43	17	239	320	57	3rd
1978.79	80	25	42	13	217	291	63	2nd
1979.80	80	27	37	16	256	281	70	3rd
1980.81	80	28	32	20	289	301	76	3rd
1981.82	80	30	33	17	290	286	77	2nd
1982.83	80	30	35	15	303	309	75	3rd
1983.84	80	32	39	9	306	328	73	3rd
1984.85	80	25	46	9	284	401	59	5th
1985.86	80	23	44	13	282	333	59	4th
1986.87	80	29	43	8	282	314	66	5th
1987.88	80	25	46	9	272	320	59	5th
1988.89	80	33	39	8	251	253	74	4th
1989.90	80	25	41	14	245	306	64	5th
1990.91	80	28	43	9	243	315	65	4th
1991.92	80	42	26	12	285	250	96	1st
1992.93	84	46	29	9	346	278	101	1st
1993.94	84	41	40	3	279	276	85	2nd
1994.95	48	18	18	12	153	148	48	2nd
1995.96	82	32	35	15	278	278	79	2nd
1996.97	82	35	40	7	257	273	77	4th
1997.98	82	25	43	14	224	273	64	7th
1998.99	82	23	47	12	192	258	58	4th
1999.00	82	30	29	15(8)	227	237	83	3rd
2000.01	82	36	28	11(7)	239	238	90	3rd
2001.02	82	42	30	7(3)	254	211	94	2nd
2002.03	82	45	23	13(1)	264	208	104	2nd
2003.04	82	43	24	10(5)	235	194	101	1st
2004.05	-	-	-	-	-	-	-	-
2005.06	82	42	32	8	256	255	92	4th
2006.07	82	49	26	7	222	201	105	1st
2007.08	82	39	33	10	213	215	88	5th
2008.09	82	45	27	10	246	220	100	1st
2009.10	82	49	28	5	272	222	103	1st
2010.11	82	54	19	9	262	185	117	1st
2011.12	82	51	22	9	249	198	111	1st
2012.13	48	26	15	7	127	121	59	1st
2013.14	82	36	35	11	196	223	83	5th
2014.15	82	48	29	5	242	222	101	2nd
2015.16	82	31	38	13	191	243	75	6th
2016.17	82	30	43	9	182	243	69	7th
2017.18	82	31	40	11	218	264	73	7th
2018.19	82	35	36	11	225	254	81	5th
2019.20**	69	36	27	6	228	217	78	3rd
2020.21	56	23	29	4	151	188	50	7th

## PLAYOFFS

Season	GP	W	L	GF	GA
1970.71	-	-	-	-	-
1971.72	-	-	-	-	-
1972.73	-	-	-	-	-
1973.74	-	-	-	-	-
1974.75	5	1	4	9	20
1975.76	2	0	2	4	8
1976.77	-	-	-	-	-
1977.78	-	-	-	-	-
1978.79	3	1	2	9	15
1979.80	4	1	3	7	15
1980.81	3	0	3	7	13
1981.82	17	11	6	57	50
1982.83	4	1	3	14	17
1983.84	4	1	3	13	14
1984.85	-	-	-	-	-
1985.86	3	0	3	5	17
1986.87	-	-	-	-	-
1987.88	-	-	-	-	-
1988.89	7	3	4	20	26
1989.90	-	-	-	-	-
1990.91	6	2	4	17	25
1991.92	13	6	7	44	35
1992.93	12	6	6	46	43
1993.94	24	15	9	76	61
1994.95	11	4	7	33	38
1995.96	6	2	4	17	24
1996.97	-	-	-	-	-
1997.98	-	-	-	-	-
1998.99	-	-	-	-	-
1999.00	-	-	-	-	-
2000.01	4	0	4	9	16
2001.02	4	2	4	16	22
2002.03	14	7	7	34	47
2003.04	7	3	4	16	19
2004.05	-	-	-	-	-
2005.06	-	-	-	-	-
2006.07	12	5	7	21	26
2007.08	-	-	-	-	-
2008.09	10	6	4	30	28
2009.10	12	6	6	43	41
2010.11	25	15	10	58	69
2011.12	5	1	4	8	12
2012.13	4	0	4	8	15
2013.14	-	-	-	-	-
2014.15	6	2	4	14	18
2015.16	-	-	-	-	-
2016.17	-	-	-	-	-
2017.18	-	-	-	-	-
2018.19	-	-	-	-	-
2019.20**	17	10	7	48	45
2020.21	-	-	-	-	-

\*Totals include shootout goals. \*\*Season impacted by NHL Pause due to COVID-19.

# SEASON BY SEASON

## HOME

Season	GP	W	L	T/OT	GF*	GA*	PTS	PCT
1970.71	39	17	18	4	136	132	38	.487
1971.72	39	14	20	5	120	133	33	.423
1972.73	39	17	18	4	133	143	38	.487
1973.74	39	14	18	7	120	124	35	.449
1974.75	40	23	12	5	145	106	51	.638
1975.76	40	22	11	7	151	115	51	.638
1976.77	40	13	21	6	119	138	32	.400
1977.78	40	13	15	12	127	139	38	.475
1978.79	40	15	18	7	113	126	37	.463
1979.80	40	14	17	9	133	144	37	.463
1980.81	40	17	12	11	157	149	45	.563
1981.82	40	20	8	12	170	125	52	.650
1982.83	40	20	12	8	173	145	48	.600
1983.84	40	20	16	4	166	158	44	.550
1984.85	40	15	21	4	155	187	34	.425
1985.86	40	17	18	5	154	155	39	.488
1986.87	40	17	19	4	157	159	38	.475
1987.88	40	15	20	5	141	145	35	.438
1988.89	40	19	15	6	122	111	44	.550
1989.90	40	13	16	11	129	144	37	.463
1990.91	40	18	17	5	127	130	41	.513
1991.92	40	23	10	7	158	116	53	.663
1992.93	42	27	11	4	195	124	58	.690
1993.94	42	20	19	3	133	135	43	.512
1994.95	24	10	8	6	83	70	26	.542
1995.96	41	15	19	7	146	142	37	.451
1996.97	41	20	17	4	126	123	44	.537
1997.98	41	15	22	4	110	131	34	.415
1998.99	41	14	21	6	95	111	34	.415
1999.00	41	16	14	5(6)	123	123	43	.451
2000.01	41	21	12	5(3)	124	113	50	.573
2001.02	41	24	11	5(2)	139	100	55	.646
2002.03	41	22	13	6(0)	135	104	50	.610
2003.04	41	21	13	7(0)	118	102	49	.598
2004.05	-	-	-	-	-	-	-	-
2005.06	41	25	10	6	146	123	56	.683
2006.07	41	26	11	4	113	103	56	.683
2007.08	41	21	15	5	114	103	47	.573
2008.09	41	24	12	5	129	101	53	.646
2009.10	41	30	8	3	149	88	63	.768
2010.11	41	27	9	5	135	93	59	.720
2011.12	41	27	10	4	129	98	58	.707
2012.13	24	15	6	3	70	54	33	.688
2013.14	41	20	15	6	103	100	46	.488
2014.15	41	24	15	2	119	110	50	.610
2015.16	41	15	21	5	96	118	35	.427
2016.17	41	18	17	6	89	115	42	.512
2017.18	41	16	18	7	119	132	39	.476
2018.19	41	20	16	5	122	126	45	.549
2019.20**	35	22	17	10	7	48	45	.686
2020.21	28	13	12	3	79	87	29	.518

## ROAD

Season	GP	W	L	T/OT	GF*	GA*	PTS	PCT
1970.71	39	7	28	4	93	164	18	.231
1971.72	39	6	30	3	83	164	15	.192
1972.73	39	5	29	5	100	196	15	.192
1973.74	39	10	25	4	104	172	24	.308
1974.75	40	15	20	5	126	148	35	.438
1975.76	40	11	21	8	120	157	30	.375
1976.77	40	12	21	7	116	156	31	.388
1977.78	40	7	28	6	112	181	19	.238
1978.79	40	10	24	6	104	164	26	.325
1979.80	40	13	20	7	123	137	33	.413
1980.81	40	11	20	9	132	152	31	.388
1981.82	40	10	25	5	120	161	25	.313
1982.83	40	10	23	7	130	164	27	.338
1983.84	40	12	23	5	140	170	29	.363
1984.85	40	10	25	5	129	214	25	.313
1985.86	40	6	26	8	128	178	20	.250
1986.87	40	12	24	4	125	155	28	.350
1987.88	40	10	26	4	131	175	24	.300
1988.89	40	14	24	2	129	142	30	.374
1989.90	40	12	25	3	116	162	27	.338
1990.91	40	10	26	4	116	185	24	.300
1991.92	40	19	16	5	127	134	43	.538
1992.93	42	19	18	5	151	154	43	.512
1993.94	42	21	21	0	146	141	42	.500
1994.95	24	8	10	6	70	78	22	.458
1995.96	41	17	16	8	132	136	42	.512
1996.97	41	15	23	3	131	150	33	.402
1997.98	41	10	21	10	114	142	30	.366
1998.99	41	9	26	6	97	147	24	.293
1999.00	41	14	15	10(2)	104	114	40	.463
2000.01	41	15	16	6(4)	115	125	40	.439
2001.02	41	19	19	2(1)	115	111	42	.512
2002.03	41	23	10	7(1)	115	104	54	.646
2003.04	41	22	11	3(5)	117	92	52	.573
2004.05	-	-	-	-	-	-	-	-
2005.06	41	17	22	2	110	132	36	.439
2006.07	41	23	15	3	109	98	49	.598
2007.08	41	18	18	5	99	112	41	.500
2008.09	41	21	15	5	117	119	47	.573
2009.10	41	19	20	2	123	134	40	.488
2010.11	41	27	10	4	127	92	58	.707
2011.12	41	24	12	5	120	100	53	.646
2012.13	24	11	9	4	57	67	26	.542
2013.14	41	16	20	5	93	123	37	.390
2014.15	41	24	14	3	123	112	51	.623
2015.16	41	16	17	8	95	125	40	.488
2016.17	41	12	26	3	93	128	27	.329
2017.18	41	15	22	4	99	132	34	.415
2018.19	41	15	20	6	103	128	36	.439
2019.20**	34	14	18	2	96	119	30	.441
2020.21	28	10	17	1	72	101	21	.375

\*Totals include shootout goals  
 \*\*Season impacted by NHL Pause due to COVID-19.

# ATTENDANCE

## ATTENDANCE RECORDS

SEASON	TOTAL	GAMES	AVERAGE	SEASON	TOTAL	GAMES	AVERAGE
1970.71	598,591	39	15,577	1996.97	710,136	41	17,320
1971.72	596,078	39	15,284	1997.98	684,748	40	17,119
1972.73	619,726	39	15,890	1998.99	647,913	41	15,803
1973.74	613,420	39	15,729	1999.00	600,612	41	14,649
1974.75	625,203	40	15,630	2000.01	697,717	41	17,017
1975.76	631,907	40	15,798	2001.02	726,226	41	17,713
1976.77	621,890	40	15,547	2002.03	754,247	41	18,396
1977.78	604,924	40	15,123	2003.04	763,830	41	18,630
1978.79	544,893	40	13,622	2004.05	–	–	–
1979.80	571,723	40	14,293	2005.06	763,830	41	18,630
1980.81	581,350	40	14,534	2006.07	763,830	41	18,630
1981.82	514,305	40	12,858	2007.08	763,830	41	18,630
1982.83	568,240	40	14,206	2008.09	763,830	41	18,630
1983.84	545,059	40	13,626	2009.10	771,210	41	18,810
1984.85	445,872	40	11,147	2010.11	773,260	41	18,860
1985.86	417,823	40	10,446	2011.12	774,490	41	18,890
1986.87	416,252	40	10,406	2012.13	453,840	24	18,910
1987.88	440,095	40	11,002	2013.14	775,310	41	18,910
1988.89	550,280	40	13,772	2014.15	767,149	41	18,711
1989.90	616,715	40	15,417	2015.16	755,677	41	18,431
1990.91	606,036	40	15,150	2016.17	758,891	41	18,510
1991.92	630,755	40	15,768	2017.18	741,223	41	18,079
1992.93	632,138	41	15,418	2018.19	738,918	41	18,022
1993.94	624,272	41	15,226	2019.20	653,790	35	18,680
1994.95	334,379	24	13,932	2020.21*	–	–	–
1995.96	729,629	41	17,795				

\*No attendance due to COVID-19 protocols.

## ALL-TIME COACHING RECORDS

## REGULAR SEASON

## PLAYOFFS

Rk	Coach	GC	W	L	T/OT*	PCT	GC	W	L	PCT
1	Alain Vigneault	540	313	170	57	.632	68	33	35	.485
2	Marc Crawford	529	246	189	62(32)*	.554	31	12	19	.387
3	Harry Neale	407	142	189	76	.442	14	3	11	.214
4	Pat Quinn	280	141	111	28	.553	61	31	30	.508
<b>5</b>	<b>Travis Green</b>	<b>289</b>	<b>125</b>	<b>132</b>	<b>32</b>	<b>.488</b>	<b>17</b>	<b>10</b>	<b>7</b>	<b>.588</b>
6	Willie Desjardins	246	109	110	27	.498	6	2	4	.333
	Bob McCammon	293	102	155	36	.409	7	3	4	.428
7	Phil Maloney	232	95	105	32	.478	7	1	6	.142
9	Tom Watt	160	52	87	21	.391	3	0	3	.000
10	Roger Neilson	133	51	61	21	.462	21	12	9	.571
11	Rick Ley	124	47	50	27	.488	11	4	7	.364
12	Hal Laycoe	156	44	96	16	.333	-	-	-	-
13	Tom Renney	101	39	53	9	.386	-	-	-	-
14	John Tortorella	82	36	35	11	.506	-	-	-	-
15	Mike Keenan	108	36	54	18	.416	-	-	-	-
16	Orland Kurtenbach	125	36	62	27	.396	-	-	-	-
17	Vic Stasiuk	78	22	47	9	.340	-	-	-	-
18	Bill McCreary	41	9	25	7	.304	-	-	-	-
19	Bill LaForge	20	4	14	2	.250	-	-	-	-

\*Bracket shows regulation ties



# COACHING RECORDS

## SEASON-BY-SEASON COACHING RECORDS

### REGULAR SEASON

### PLAYOFFS

Year	Coach	GC	W	L	T/OT	PTS	PCT	GC	W	L	PCT
2020.21	Travis Green	56	23	29	4	50	.446	-	-	-	-
2019.20	Travis Green	69	36	27	6	78	.565	17	10	7	.588
2018.19	Travis Green	82	35	36	11	81	.494	-	-	-	-
2017.18	Travis Green	82	31	40	11	73	.445	-	-	-	-
2016.17	Willie Desjardins	82	30	43	9	69	.421	-	-	-	-
2015.16	Willie Desjardins	82	31	38	13	75	.457	-	-	-	-
2014.15	Willie Desjardins	82	48	29	5	101	.616	6	2	4	.333
2013.14	John Tortorella	82	36	35	11	83	.506	-	-	-	-
2012.13	Alain Vigneault	48	26	15	7	59	.615	4	0	4	.000
2011.12	Alain Vigneault	82	51	22	9	111	.677	5	1	4	.200
2010.11	Alain Vigneault	82	54	19	9	117	.713	25	15	10	.600
2009.10	Alain Vigneault	82	49	28	5	103	.628	12	6	6	.500
2008.09	Alain Vigneault	82	45	27	10	100	.610	10	6	4	.600
2007.08	Alain Vigneault	82	39	33	10	88	.537	-	-	-	-
2006.07	Alain Vigneault	82	49	26	7	105	.640	12	5	7	.417
2005.06	Marc Crawford	82	42	32	8	92	.561	-	-	-	-
2004.05	Marc Crawford	-	-	-	-	-	-	-	-	-	-
2003.04	Marc Crawford	82	43	24	10(5)	101	.585	7	3	4	.428
2002.03	Marc Crawford	82	45	23	13(1)	104	.628	14	7	7	.500
2001.02	Marc Crawford	82	42	30	7(3)	94	.554	6	2	4	.333
2000.01	Marc Crawford	82	36	28	11(7)	90	.506	4	0	4	.000
1999.00	Marc Crawford	82	30	29	15(8)	83	.457	-	-	-	-
1998.99	Marc Crawford	37	8	23	6	22	.297	-	-	-	-
	Mike Keenan	45	15	24	6	36	.400	-	-	-	-
1997.98	Mike Keenan	63	21	30	12	54	.429	-	-	-	-
	Tom Renney	19	4	13	2	10	.263	-	-	-	-
1996.97	Tom Renney	82	35	40	7	77	.470	-	-	-	-
1995.96	Pat Quinn	6	3	3	0	6	.500	6	2	4	.333
	Rick Ley	76	29	32	15	73	.480	-	-	-	-
1994.95	Rick Ley	48	18	18	12	48	.500	11	4	7	.364
1993.94	Pat Quinn	84	41	40	3	85	.506	24	15	9	.625
1992.93	Pat Quinn	84	46	29	9	101	.601	12	6	6	.500
1991.92	Pat Quinn	80	42	26	12	96	.600	13	6	7	.461
1990.91	Pat Quinn	26	9	13	4	22	.423	6	2	4	.333
	Bob McCammon	54	19	30	5	43	.398	-	-	-	-
1989.90	Bob McCammon	80	25	41	14	64	.400	-	-	-	-
1988.89	Bob McCammon	80	33	39	8	74	.462	7	3	4	.428
1987.88	Bob McCammon	80	25	46	9	59	.368	-	-	-	-
1986.87	Tom Watt	80	29	43	8	66	.413	-	-	-	-
1985.86	Tom Watt	80	23	44	13	59	.369	3	0	3	.000
1984.85	Harry Neale	60	21	32	7	49	.408	-	-	-	-
	Bill LaForge	20	4	14	2	10	.250	-	-	-	-
1983.84	Harry Neale	32	15	13	4	34	.531	4	1	3	.250
	Roger Neilson	48	17	26	5	39	.405	-	-	-	-
1982.83	Roger Neilson	80	30	35	14	75	.469	4	1	3	.250
1981.82	Roger Neilson	5	4	0	1	9	.900	17	11	6	.647
	Harry Neale	75	26	33	16	68	.481	-	-	-	-
1980.81	Harry Neale	80	28	32	20	76	.475	3	0	3	.000
1979.80	Harry Neale	80	27	37	16	70	.481	4	1	3	.250
1978.79	Harry Neale	80	25	42	13	63	.394	3	1	2	.333
1977.78	Orland Kurtenbach	80	20	43	17	57	.356	-	-	-	-
1976.77	Orland Kurtenbach	45	16	19	10	42	.467	-	-	-	-
	Phil Maloney	35	9	23	3	21	.300	-	-	-	-
1975.76	Phil Maloney	80	33	32	15	81	.506	2	0	2	.000
1974.75	Phil Maloney	80	38	32	10	86	.538	5	1	4	.200
1973.74	Phil Maloney	37	15	18	4	34	.460	-	-	-	-
	Bill McCreary	41	9	25	7	25	.304	-	-	-	-
1972.73	Vic Stasiuk	78	22	47	9	51	.340	-	-	-	-
1971.72	Hal Laycoe	78	20	50	8	48	.308	-	-	-	-
1970.71	Hal Laycoe	78	24	46	8	56	.359	-	-	-	-

# GENERAL MANAGERS / CANUCKS CAPTAINS

## GENERAL MANAGERS HISTORY

YEAR	GM
1970.71 to 1972.73	Norman Robert Poile
1973.74	Hal Laycoe
1974.75 to 1976.77	Phil Maloney
1977.78 to 1981.82	Jake Milford
1982.83 to 1984.85	Harry Neale
	1985.86 to 1986.87
	1987.88 to 1997.98
	1998.99 to 2003.04
	2004.05 to 2007.08
	2008.09 to 2013.14
	<b>2014.15 to</b>
	Jack Gordon
	Pat Quinn
	Brian Burke
	Dave Nonis
	Michael D. Gillis
	<b>Jim Benning</b>

YEAR	GM
------	----

## CANUCKS CAPTAINS

YEAR	CAPTAIN	YEAR	CAPTAIN
1970.71	Orland Kurtenbach	1995.96	Trevor Linden
1971.72	Orland Kurtenbach	1996.97	Trevor Linden
1972.73	Orland Kurtenbach	1997.98	Mark Messier
1973.74	Orland Kurtenbach	1998.99	Mark Messier
1974.75	Alternates only	1999.00	Mark Messier
1975.76	Andre Boudrias	2000.01	Markus Naslund
1976.77	Chris Oddleifson	2001.02	Markus Naslund
1977.78	Don Lever	2002.03	Markus Naslund
1978.79	Don Lever	2003.04	Markus Naslund
1979.80	Kevin McCarthy	2004.05	Markus Naslund
1980.81	Kevin McCarthy	2005.06	Markus Naslund
1981.82	Kevin McCarthy	2006.07	Markus Naslund
1982.83	Stan Smyl	2007.08	Markus Naslund
1983.84	Stan Smyl	2008.09	Roberto Luongo
1984.85	Stan Smyl	2009.10	Roberto Luongo
1985.86	Stan Smyl	2010.11	Henrik Sedin
1986.87	Stan Smyl	2011.12	Henrik Sedin
1987.88	Stan Smyl	2012.13	Henrik Sedin
1988.89	Stan Smyl	2013.14	Henrik Sedin
1989.90	Stan Smyl	2014.15	Henrik Sedin
1990.91	Trevor Linden, Doug Lidster, Dan Quinn	2015.16	Henrik Sedin
1991.92	Trevor Linden	2016.17	Henrik Sedin
1992.93	Trevor Linden	2017.18	Henrik Sedin
1993.94	Trevor Linden	2018.19	Alternates only
1994.95	Trevor Linden	2019.20	Bo Horvat

CANUCKS

PLAYERS

IN THE SYSTEM

2020-21 REVIEW

OPPONENTS

HISTORY

ALL-TIME RECORDS

PLAYOFFS

NHL

MEDIA SERVICES

247

# REGULAR SEASON RECORD IN OT GAMES

## OVERTIME RECORD: 150-121-219\*

HOME RECORD: 84-63-113

ROAD RECORD: 66-58-106

Year	Goal Scorer	Date	Time	Score	Opponent	Goalie
1983.84 (3-4-9)	Patrik Sundstrom	Oct. 28	1:03	5-4	vs Hartford	Greg Millen
	Eddie Beers	Oct. 30	4:02	3-4	@ Calgary	Richard Brodeur
	Bengt Gustafsson	Nov. 4	1:01	4-5	@ Washington	Richard Brodeur
	Marcel Dionne	Dec. 26	1:00	4-5	vs Los Angeles	Frank Caprice
	Doug Risebrough	Feb. 23	3:33	2-3	@ Calgary	Frank Caprice
	Rick Lanz	Mar. 9	2:18	4-3	vs Chicago	Murray Bannerman
	Tony Tanti	Mar. 23	3:16	4-3	@ Winnipeg	Doug Soetaert
	Gary Lupul	Oct. 13	1:10	6-5	@ Los Angeles	Darren Eliot
	Peter McNab	Dec. 8	1:24	3-2	vs Edmonton	Grant Fuhr
	Ken Linseman	Dec. 15	0:33	1-2	@ Boston	Richard Brodeur
1984.85 (7-1-9)	Jere Gillis	Jan. 15	1:54	6-5	vs NY Islanders	Billy Smith
	Tony Tanti	Jan. 30	4:43	5-4	vs Montreal	Steve Penney
	Petri Skriko	Feb. 1	1:11	4-3	vs Hartford	Steve Weeks
	Thomas Gradin	Feb. 16	0:26	3-2	vs Boston	Pete Peeters
	Jean-Marc Lanthier	Mar. 3	2:47	7-6	@ Hartford	Mike Liut
	Joe Mullen	Nov. 16	2:09	5-6	@ St. Louis	Frank Caprice
	Jim Pepinski	Jan. 9	0:13	4-5	@ Calgary	Wendell Young
	Dave Lowry	Mar. 28	4:28	2-1	vs Los Angeles	Roland Melanson
	David Bruce	Jan. 7	1:26	3-2	@ Montreal	Brian Hayward
	Tony Tanti	Mar. 20	1:03	6-5	vs Winnipeg	Eldon Reddick
1985.86 (1-2-13)	Charlie Huddy	Oct. 23	2:51	4-5	vs Edmonton	Kirk McLean
	Ray Bourque	Dec. 17	2:16	2-3	@ Boston	Kirk McLean
	Laurie Boschman	Oct. 14	2:14	3-4	@ Winnipeg	Kirk McLean
	Mike Ridley	Oct. 25	2:55	3-4	vs Washington	Steve Weeks
	Petri Skriko	Nov. 5	0:34	3-2	@ Hartford	Mike Liut
	Joe Nieuwendyk	Dec. 26	3:04	2-3	vs Calgary	Troy Gamble
	Kelly Kisio	Jan. 21	1:59	4-5	vs NY Rangers	Kirk McLean
	Jim Sandlak	Feb. 23	4:42	2-1	vs Toronto	Allan Bester
	Greg Paslawski	Nov. 8	0:46	2-3	@ Winnipeg	Steve Weeks
	V. Damphousse	Nov. 29	3:48	2-3	vs Toronto	Kirk McLean
1986.87 (2-0-8)	Bernie Nicholls	Dec. 6	2:51	4-5	@ Los Angeles	Kirk McLean
	Jamie Macoun	Dec. 20	4:46	1-2	@ Calgary	Kirk McLean
	Dan Quinn	Jan. 18	3:39	3-2	@ Philadelphia	Ken Wregget
	Theoren Fleury	Feb. 1	4:51	3-4	@ Calgary	Steve Weeks
	Jyrki Lumme	Mar. 15	2:19	6-5	@ St. Louis	Curtis Joseph
	Tim Sweeney	Oct. 4	1:07	2-3	@ Calgary	Kirk McLean
	Petri Skriko	Oct. 14	1:32	5-4	vs Edmonton	Bill Ranford
	Joe Sakic	Dec. 10	4:05	2-3	vs Quebec	Kirk McLean
	Murray Baron	Mar. 13	3:09	4-5	vs Philadelphia	Troy Gamble
	Geoff Courtnall	Mar. 17	1:15	5-4	vs Los Angeles	Daniel Berthiaume
1987.88 (0-2-9)	Geoff Courtnall	Mar. 28	1:49	3-2	vs Winnipeg	Bob Essensa
	Geoff Courtnall	Oct. 8	3:32	3-2	@ Winnipeg	Bob Essensa
	Dave Babych	Nov. 22	2:14	6-5	vs Calgary	Mike Vernon
	Tom Fergus	Jan. 25	2:12	1-0	@ St. Louis	Curtis Joseph
	Ray Ferraro	Feb. 6	2:48	4-5	vs NY Islanders	Troy Gamble
	Pavel Bure	Feb. 23	2:52	2-1	vs Boston	Andy Moog
	Geoff Courtnall	Apr. 7	1:33	5-4	vs Edmonton	Ron Tugnutt
	Geoff Courtnall	Oct. 24	0:28	3-2	vs San Jose	Arturs Irbe
	Sergei Fedorov	Nov. 24	1:18	4-5	vs Detroit	Kirk McLean
	Dixon Ward	Nov. 29	0:15	2-1	vs Chicago	Ed Belfour
1988.89 (2-4-8)	Gilbert Dionne	Dec. 6	3:21	3-4	@ Montreal	Kirk McLean
	Cliff Ronning	Dec. 9	0:37	3-2	@ Boston	Jon Casey
	Pavel Bure	Jan. 24	0:54	5-4	@ Edm (@SK)	Bill Ranford
	Dave Gagner	Jan. 27	3:36	2-3	vs Dallas	Kirk McLean
	Paul Broten	Mar. 20	0:13	1-2	@ Dallas	Kay Whitmore
	Murray Craven	Mar. 28	3:57	3-2	vs Toronto	Felix Potvin
	Murray Craven	Apr. 25	2:00	3-4	@ Chicago	Kirk McLean
	Geoff Courtnall	Oct. 24	0:28	3-2	vs San Jose	Arturs Irbe
	Sergei Fedorov	Nov. 24	1:18	4-5	vs Detroit	Kirk McLean
	Dixon Ward	Nov. 29	0:15	2-1	vs Chicago	Ed Belfour
1989.90 (2-5-14)	Gilbert Dionne	Dec. 6	3:21	3-4	@ Montreal	Kirk McLean
	Cliff Ronning	Dec. 9	0:37	3-2	@ Boston	Jon Casey
	Pavel Bure	Jan. 24	0:54	5-4	@ Edm (@SK)	Bill Ranford
	Dave Gagner	Jan. 27	3:36	2-3	vs Dallas	Kirk McLean
	Paul Broten	Mar. 20	0:13	1-2	@ Dallas	Kay Whitmore
	Murray Craven	Mar. 28	3:57	3-2	vs Toronto	Felix Potvin
	Murray Craven	Apr. 25	2:00	3-4	@ Chicago	Kirk McLean
	Geoff Courtnall	Oct. 24	0:28	3-2	vs San Jose	Arturs Irbe
	Sergei Fedorov	Nov. 24	1:18	4-5	vs Detroit	Kirk McLean
	Dixon Ward	Nov. 29	0:15	2-1	vs Chicago	Ed Belfour
1990.91 (3-3-9)	Gilbert Dionne	Dec. 6	3:21	3-4	@ Montreal	Kirk McLean
	Cliff Ronning	Dec. 9	0:37	3-2	@ Boston	Jon Casey
	Pavel Bure	Jan. 24	0:54	5-4	@ Edm (@SK)	Bill Ranford
	Dave Gagner	Jan. 27	3:36	2-3	vs Dallas	Kirk McLean
	Paul Broten	Mar. 20	0:13	1-2	@ Dallas	Kay Whitmore
	Murray Craven	Mar. 28	3:57	3-2	vs Toronto	Felix Potvin
	Murray Craven	Apr. 25	2:00	3-4	@ Chicago	Kirk McLean
	Geoff Courtnall	Oct. 24	0:28	3-2	vs San Jose	Arturs Irbe
	Sergei Fedorov	Nov. 24	1:18	4-5	vs Detroit	Kirk McLean
	Dixon Ward	Nov. 29	0:15	2-1	vs Chicago	Ed Belfour
1991.92 (4-1-12)	Gilbert Dionne	Dec. 6	3:21	3-4	@ Montreal	Kirk McLean
	Cliff Ronning	Dec. 9	0:37	3-2	@ Boston	Jon Casey
	Pavel Bure	Jan. 24	0:54	5-4	@ Edm (@SK)	Bill Ranford
	Dave Gagner	Jan. 27	3:36	2-3	vs Dallas	Kirk McLean
	Paul Broten	Mar. 20	0:13	1-2	@ Dallas	Kay Whitmore
	Murray Craven	Mar. 28	3:57	3-2	vs Toronto	Felix Potvin
	Murray Craven	Apr. 25	2:00	3-4	@ Chicago	Kirk McLean
	Geoff Courtnall	Oct. 24	0:28	3-2	vs San Jose	Arturs Irbe
	Sergei Fedorov	Nov. 24	1:18	4-5	vs Detroit	Kirk McLean
	Dixon Ward	Nov. 29	0:15	2-1	vs Chicago	Ed Belfour
1992.93 (1-0-9)	Gilbert Dionne	Dec. 6	3:21	3-4	@ Montreal	Kirk McLean
	Cliff Ronning	Dec. 9	0:37	3-2	@ Boston	Jon Casey
	Pavel Bure	Jan. 24	0:54	5-4	@ Edm (@SK)	Bill Ranford
	Dave Gagner	Jan. 27	3:36	2-3	vs Dallas	Kirk McLean
	Paul Broten	Mar. 20	0:13	1-2	@ Dallas	Kay Whitmore
	Murray Craven	Mar. 28	3:57	3-2	vs Toronto	Felix Potvin
	Murray Craven	Apr. 25	2:00	3-4	@ Chicago	Kirk McLean
	Geoff Courtnall	Oct. 24	0:28	3-2	vs San Jose	Arturs Irbe
	Sergei Fedorov	Nov. 24	1:18	4-5	vs Detroit	Kirk McLean
	Dixon Ward	Nov. 29	0:15	2-1	vs Chicago	Ed Belfour
1993.94 (5-4-3)	Gilbert Dionne	Dec. 6	3:21	3-4	@ Montreal	Kirk McLean
	Cliff Ronning	Dec. 9	0:37	3-2	@ Boston	Jon Casey
	Pavel Bure	Jan. 24	0:54	5-4	@ Edm (@SK)	Bill Ranford
	Dave Gagner	Jan. 27	3:36	2-3	vs Dallas	Kirk McLean
	Paul Broten	Mar. 20	0:13	1-2	@ Dallas	Kay Whitmore
	Murray Craven	Mar. 28	3:57	3-2	vs Toronto	Felix Potvin
	Murray Craven	Apr. 25	2:00	3-4	@ Chicago	Kirk McLean
	Geoff Courtnall	Oct. 24	0:28	3-2	vs San Jose	Arturs Irbe
	Sergei Fedorov	Nov. 24	1:18	4-5	vs Detroit	Kirk McLean
	Dixon Ward	Nov. 29	0:15	2-1	vs Chicago	Ed Belfour
1994.95 (0-1-12)	Gilbert Dionne	Dec. 6	3:21	3-4	@ Montreal	Kirk McLean
	Cliff Ronning	Dec. 9	0:37	3-2	@ Boston	Jon Casey
	Pavel Bure	Jan. 24	0:54	5-4	@ Edm (@SK)	Bill Ranford
	Dave Gagner	Jan. 27	3:36	2-3	vs Dallas	Kirk McLean
	Paul Broten	Mar. 20	0:13	1-2	@ Dallas	Kay Whitmore
	Murray Craven	Mar. 28	3:57	3-2	vs Toronto	Felix Potvin
	Murray Craven	Apr. 25	2:00	3-4	@ Chicago	Kirk McLean
	Geoff Courtnall	Oct. 24	0:28	3-2	vs San Jose	Arturs Irbe
	Sergei Fedorov	Nov. 24	1:18	4-5	vs Detroit	Kirk McLean
	Dixon Ward	Nov. 29	0:15	2-1	vs Chicago	Ed Belfour
1995.96 (1-4-15)	Gilbert Dionne	Dec. 6	3:21	3-4	@ Montreal	Kirk McLean
	Cliff Ronning	Dec. 9	0:37	3-2	@ Boston	Jon Casey
	Pavel Bure	Jan. 24	0:54	5-4	@ Edm (@SK)	Bill Ranford
	Dave Gagner	Jan. 27	3:36	2-3	vs Dallas	Kirk McLean
	Paul Broten	Mar. 20	0:13	1-2	@ Dallas	Kay Whitmore
	Murray Craven	Mar. 28	3:57	3-2	vs Toronto	Felix Potvin
	Murray Craven	Apr. 25	2:00	3-4	@ Chicago	Kirk McLean
	Geoff Courtnall	Oct. 24	0:28	3-2	vs San Jose	Arturs Irbe
	Sergei Fedorov	Nov. 24	1:18	4-5	vs Detroit	Kirk McLean
	Dixon Ward	Nov. 29	0:15	2-1	vs Chicago	Ed Belfour
1996.97 (1-4-15)	Gilbert Dionne	Dec. 6	3:21	3-4	@ Montreal	Kirk McLean
	Cliff Ronning	Dec. 9	0:37	3-2	@ Boston	Jon Casey
	Pavel Bure	Jan. 24	0:54	5-4	@ Edm (@SK)	Bill Ranford
	Dave Gagner	Jan. 27	3:36	2-3	vs Dallas	Kirk McLean
	Paul Broten	Mar. 20	0:13	1-2	@ Dallas	Kay Whitmore
	Murray Craven	Mar. 28	3:57	3-2	vs Toronto	Felix Potvin
	Murray Craven	Apr. 25	2:00	3-4	@ Chicago	Kirk McLean
	Geoff Courtnall	Oct. 24	0:28	3-2	vs San Jose	Arturs Irbe
	Sergei Fedorov	Nov. 24	1:18	4-5	vs Detroit	Kirk McLean
	Dixon Ward	Nov. 29	0:15	2-1	vs Chicago	Ed Belfour
1997.98 (1-4-15)	Gilbert Dionne	Dec. 6	3:21	3-4	@ Montreal	Kirk McLean
	Cliff Ronning	Dec. 9	0:37	3-2	@ Boston	Jon Casey
	Pavel Bure	Jan. 24	0:54	5-4	@ Edm (@SK)	Bill Ranford
	Dave Gagner	Jan. 27	3:36	2-3	vs Dallas	Kirk McLean
	Paul Broten	Mar. 20	0:13	1-2	@ Dallas	Kay Whitmore
	Murray Craven	Mar. 28	3:57	3-2	vs Toronto	Felix Potvin
	Murray Craven	Apr. 25	2:00	3-4	@ Chicago	Kirk McLean
	Geoff Courtnall	Oct. 24	0:28	3-2	vs San Jose	Arturs Irbe
	Sergei Fedorov	Nov. 24	1:18	4-5	vs Detroit	Kirk McLean
	Dixon Ward	Nov. 29	0:15	2-1	vs Chicago	Ed Belfour
1998.99 (1-4-15)	Gilbert Dionne	Dec. 6	3:21	3-4	@ Montreal	Kirk McLean
	Cliff Ronning	Dec. 9	0:37	3-2	@ Boston	Jon Casey
	Pavel Bure	Jan. 24	0:54	5-4	@ Edm (@SK)	Bill Ranford
	Dave Gagner	Jan. 27	3:36	2-3	vs Dallas	Kirk McLean
	Paul Broten	Mar. 20	0:13	1-2	@ Dallas	Kay Whitmore
	Murray Craven	Mar. 28	3:57	3-2	vs Toronto	Felix Potvin
	Murray Craven	Apr. 25	2:00	3-4	@ Chicago	Kirk McLean
	Geoff Courtnall	Oct. 24	0:28	3-2	vs San Jose	Arturs Irbe
	Sergei Fedorov	Nov. 24	1:18	4-5	vs Detroit	Kirk McLean
	Dixon Ward	Nov. 29	0:15	2-1	vs Chicago	Ed Belfour
1999.00 (1-4-15)	Gilbert Dionne	Dec. 6	3:21	3-4	@ Montreal	Kirk McLean
	Cliff Ronning	Dec. 9	0:37	3-2	@ Boston	Jon Casey
	Pavel Bure	Jan. 24	0:54	5-4	@ Edm (@SK)	Bill Ranford
	Dave Gagner	Jan. 27	3:36	2-3	vs Dallas	Kirk McLean
	Paul Broten	Mar. 20	0:13	1-2	@ Dallas	Kay Whitmore
	Murray Craven	Mar. 28	3:57	3-2	vs Toronto	Felix Potvin
	Murray Craven	Apr. 25	2:00	3-4	@ Chicago	Kirk McLean
	Geoff Courtnall	Oct. 24	0:28	3-2	vs San Jose	Arturs Irbe
	Sergei Fedorov	Nov. 24	1:18	4-5	vs Detroit	Kirk McLean
	Dixon Ward	Nov. 29	0:15	2-1	vs Chicago	Ed Belfour
2000.01 (1-4-15)	Gilbert Dionne	Dec. 6	3:21	3-4	@ Montreal	Kirk McLean
	Cliff Ronning	Dec. 9	0:37	3-2	@ Boston	Jon Casey
	Pavel Bure	Jan. 24	0:54	5-4	@ Edm (@SK)	Bill Ranford
	Dave Gagner	Jan. 27	3:36	2-3	vs Dallas	Kirk McLean
	Paul Broten	Mar. 20	0:13	1-2	@ Dallas	Kay Whitmore
	Murray Craven	Mar. 28	3:57	3-2	vs Toronto	Felix Potvin
	Murray Craven	Apr. 25	2:00	3-4	@ Chicago	Kirk McLean
	Geoff Courtnall	Oct. 24	0:28	3-2	vs San Jose	Arturs Irbe
	Sergei Fedorov	Nov. 24	1:18	4-5	vs Detroit	Kirk McLean
	Dixon Ward	Nov. 29	0:15	2-1	vs Chicago	Ed Belfour
2001.02 (1-4-15)	Gilbert Dionne	Dec. 6	3:21	3-4	@ Montreal	Kirk McLean
	Cliff Ronning	Dec. 9	0:37	3-2	@ Boston	Jon Casey
	Pavel Bure	Jan. 24	0:54	5-4	@ Edm (@SK)	Bill Ranford
	Dave Gagner					

# REGULAR SEASON RECORD IN OT GAMES

Year	Goal Scorer	Date	Time	Score	Opponent	Goalie
1996.97 (5-2-7)	Rick Tocchet	Oct. 14	4:45	4-5	vs Boston	Kirk McLean
	Esa Tikkanen	Nov. 1	0:42	5-4	@ Edmonton	Curtis Joseph
	Bryan McCabe	Nov. 13	0:45	4-5	@ NY Islanders	Corey Hirsch
	Chris Joseph	Nov. 21	3:51	2-1	vs Chicago	Jeff Hackett
	Mike Sillinger	Dec. 4	3:38	7-6	@ Buffalo	Dominik Hasek
1997.98 (0-3-14)	Alex Mogilny	Jan. 22	1:24	4-3	@ Chicago	Jeff Hackett
	Jyrki Lumme	Jan. 30	1:30	2-1	vs NY Islanders	Tommy Salo
	Kevin Hatcher	Oct. 25	0:41	2-3	vs Pittsburgh	Kirk McLean
	Rob Brown	Nov. 1	3:52	6-7	vs Pittsburgh	Kirk McLean
1998.99 (0-1-12)	Greg Johnson	Nov. 22	1:22	4-5	vs Chicago	Kirk McLean
	Jaromir Jagr	Feb. 11	1:21	5-6	@ Pittsburgh	Corey Hirsch
1999.00 (4-9-15)	Valeri Bure	Oct. 13	3:05	3-4	vs Calgary	Garth Snow
	Mark Messier	Oct. 19	0:43	6-5	@ Tampa Bay	Dan Cloutier
	Todd Bertuzzi	Dec. 2	1:51	3-2	vs Edmonton	Tommy Salo
	Milan Hejduk	Dec. 12	1:36	2-3	vs Colorado	Kevin Weekes
	Adam Burt	Dec. 29	2:34	2-3	vs Philadelphia	Garth Snow
	Sylvain Cote	Jan. 12	3:16	2-3	@ Chicago	Felix Potvin
	Mark Messier	Jan. 13	3:29	4-3	@ Nashville	Mike Dunham
	Steve Thomas	Jan. 17	4:55	4-5	vs Toronto	Felix Potvin
	Ethan Moreau	Jan. 25	4:00	4-5	vs Edmonton	Garth Snow
	Mattias Ohlund	Feb. 9	1:22	4-3	vs Calgary	Fred Brathwaite
	Mats Sundin	Mar. 6	3:13	5-6	vs Toronto	Felix Potvin
	Jozef Stumpel	Mar. 13	3:53	2-3	@ Los Angeles	Felix Potvin
	Rem Murray	Apr. 7	4:01	4-5	vs Edmonton	Felix Potvin
	Ed Jovanovski	Oct. 6	2:20	4-3	@ Florida	Trevor Kidd
	Jeremy Roenick	Oct. 21	0:16	2-3	vs Phoenix	Felix Potvin
	Andrei Nikolishin	Nov. 22	4:17	2-3	@ Washington	Felix Potvin
	Anson Carter	Dec. 20	2:41	2-3	@ Edmonton	Bob Essensa
2000.01 (5-7-11)	Milan Hejduk	Dec. 23	3:59	2-3	@ Colorado	Felix Potvin
	Mattias Ohlund	Jan. 30	1:43	3-2	vs Minnesota	Jamie McLennan
	Adam Oates	Feb. 14	4:19	3-4	vs Washington	Dan Cloutier
	Brendan Morrison	Feb. 17	0:58	6-5	@ Edmonton	Tommy Salo
	Mattias Ohlund	Mar. 2	3:40	3-2	vs St. Louis	Brent Johnson
	Aaron Gavey	Mar. 4	2:26	3-4	vs Minnesota	Dan Cloutier
	Shane Doan	Mar. 8	0:38	2-3	@ Phoenix	Bob Essensa
	Harold Druken	Apr. 5	3:19	3-2	vs Los Angeles	Felix Potvin
	Ed Jovanovski	Dec. 12	4:06	1-0	@ Anaheim	J-S. Giguere
	Kris Draper	Jan. 9	2:26	4-5	@ Detroit	Peter Skudra
	Glen Murray	Feb. 12	2:03	1-2	vs Boston	Peter Skudra
	Mike Modano	Feb. 28	4:59	3-4	vs Dallas	Dan Cloutier
	Mattias Ohlund	Mar. 17	3:04	3-2	@ New Jersey	Martin Brodeur
Andrew Cassels	Mar. 28	4:20	4-3	vs Columbus	Marc Denis	
Brendan Morrison	Apr. 5	2:23	5-4	vs Minnesota	Dwayne Roloson	
2002.03 (5-1-13)	Todd Bertuzzi	Dec. 4	0:56	3-2	@ New Jersey	Martin Brodeur
	Markus Naslund	Dec. 21	2:20	4-3	vs Edmonton	Tommy Salo
	Brendan Morrison	Feb. 13	1:58	2-1	vs Colorado	Patrick Roy
	Marek Malik	Feb. 18	3:02	4-3	@ Detroit	Curtis Joseph
	Brendan Morrison	Feb. 22	1:22	3-2	@ Edmonton	Tommy Salo
	Rick Nash	Mar. 6	2:02	4-5	@ Columbus	Alex Auld
	Simon Gagne	Nov. 13	1:47	3-4	@ Philadelphia	Johan Hedberg
2003.04 (11-5-10)	Brian Rolston	Nov. 15	4:15	1-2	@ Boston	Dan Cloutier
	Mattias Ohlund	Nov. 18	3:02	5-4	vs Montreal	Jose Theodore
	Sami Salo	Nov. 20	2:59	3-2	vs Chicago	Craig Anderson
	Markus Naslund	Nov. 27	4:13	3-2	@ Ottawa	Patrick Lalime
	Markus Naslund	Dec. 9	0:24	4-3	vs Pittsburgh	Marc-Andre Fleury
	Markus Naslund	Dec. 14	4:13	2-1	vs Carolina	Jaime Storr
	Brendan Morrison	Dec. 16	1:19	2-1	@ Nashville	Thomas Vokoun
	Todd Bertuzzi	Dec. 31	4:33	4-3	@ Chicago	Michael Leighton
	Markus Naslund	Jan. 21	4:39	5-4	vs Tampa Bay	Nikolai Khabibulin
	Adrian Aucoin	Feb. 3	0:36	4-5	@ NY Islanders	Johan Hedberg
	Eric Brewer	Feb. 21	3:56	3-4	@ Edmonton	Dan Cloutier
	Brent Sopel	Feb. 26	2:14	3-2	vs San Jose	Vesa Toskala
	Geoff Sanderson	Mar. 12	4:27	4-3	@ Edmonton	Jussi Markkanen
Tyler Arnason	Mar. 19	1:44	3-4	@ Chicago	Alex Auld	
Brendan Morrison	Mar. 27	0:40	3-2	vs Dallas	Ron Tugnutt	
2004.05	-	-	-	-	-	-
	-	-	-	-	-	-
2005.06 (4-0-4)	Ian Laperriere	Oct. 29	1:55	3-4	@ Colorado	Alex Auld
	Michael Peca	Dec. 17	4:08	4-5	vs Edmonton	Maxime Ouellet
	Brendan Morrison	Jan. 7	2:53	4-3	vs Calgary	Mikka Kiprusoff
	Daniel Sedin	Feb. 12	1:26	3-2	vs Minnesota	Manny Fernandez
	David Legwand	Mar. 9	0:06	2-3	vs Nashville	Alex Auld
	Ed Jovanovski	Apr. 8	2:27	3-2	vs Calgary	Mikka Kiprusoff
	Christian Ehrhoff	Apr. 12	0:34	4-5	vs San Jose	Alex Auld
	-	-	-	-	-	-
	-	-	-	-	-	-
	-	-	-	-	-	-

# REGULAR SEASON RECORD IN OT GAMES

Year	Goal Scorer	Date	Time	Score	Opponent	Goalie
2006.07 (12-0-3)	Brendan Morrison	Apr. 15	4:23	4-3	vs Colorado	Jose Theodore
	Daniel Sedin	Oct. 6	0:31	3-2	@ Columbus	Pascal LeClaire
	Sami Salo	Oct. 20	4:59	3-2	@ St. Louis	Curtis Sanford
	Lukas Krajccek	Oct. 21	2:32	4-3	@ Nashville	Tomas Vokoun
	Brendan Morrison	Nov. 22	3:01	4-3	@ Detroit	Dominik Hasek
	Daniel Sedin	Dec. 8	3:02	4-3	vs Carolina	Cam Ward
	Sami Salo	Dec. 27	2:46	6-5	vs Calgary	Mikka Kiprusoff
	Matt Cooke	Jan. 5	1:24	3-2	vs Edmonton	Dwayne Roloson
	Alexander Frolov	Jan. 26	1:48	2-3	vs Los Angeles	Roberto Luongo
	Sami Salo	Feb. 14	4:20	3-2	@ Minnesota	Niklas Backstrom
	Daniel Sedin	Feb. 20	2:19	3-2	@ Anaheim	J.S. Giguere
	Jere Lehtinen	Feb. 25	4:17	1-2	@ Dallas	Roberto Luongo
	Henrik Sedin	Mar. 9	3:30	2-1	@ San Jose	Evgeni Nabokov
	Brent Burns	Mar. 13	4:24	2-3	vs Minnesota	Roberto Luongo
	Daniel Sedin	Mar. 15	1:09	3-2	vs St. Louis	Curtis Sanford
	Mattias Ohlund	Apr. 7	0:34	4-3	@ San Jose	Evgeni Nabokov
	2007.08 (4-0-1)	Daniel Sedin	Oct. 6	4:55	4-3	@ Calgary
Henrik Sedin		Nov. 9	1:22	2-1	vs Colorado	Jose Theodore
Daniel Sedin		Feb. 19	3:18	3-2	@ Minnesota	Niklas Backstrom
2008.09 (5-0-3)	Jason Chimera	Feb. 29	1:07	2-3	vs Columbus	Roberto Luongo
	Ryan Kesler	Mar. 10	0:46	2-1	@ Los Angeles	Dan Cloutier
	Pavol Demitra	Oct. 11	3:54	5-4	@ Calgary	Roberto Luongo
	Alex Burrows	Oct. 16	0:27	4-3	@ Detroit	Roberto Luongo
	Sami Salo	Nov. 24	2:33	3-2	vs Detroit	Curtis Sanford
	Patrick Marleau	Jan. 20	3:08	1-2	@ San Jose	Evgeni Nabokov
	Marc Bergeron	Jan. 31	1:52	3-4	vs Minnesota	Niklas Backstrom
	Scott Niedermayer	Mar. 11	3:37	3-4	@ Anaheim	Jonas Hiller
	Henrik Sedin	Mar. 31	4:00	2-1	@ Minnesota	Roberto Luongo
	Henrik Sedin	Apr. 11	0:40	1-0	@ Colorado	Roberto Luongo
2009.10 (4-0-1)	Christian Ehrhoff	Dec. 31	2:24	4-3	@ St. Louis	Chris Mason
	Daniel Sedin	Jan. 20	1:39	3-2	@ Edmonton	Devan Dubnyk
	Christian Ehrhoff	Mar. 2	1:33	4-3	@ Columbus	Steve Mason
	Henrik Zetterberg	Mar. 20	4:59	3-4	vs Detroit	Roberto Luongo
	Sami Salo	Apr. 4	2:15	4-3	vs Minnesota	Niklas Backstrom
2010.11 (4-0-4)	Mason Raymond	Oct. 26	0:28	4-3	vs Colorado	Peter Budaj
	Tyler Myers	Nov. 15	4:37	3-4	@ Buffalo	Cory Schneider
	Steven Stamkos	Dec. 11	0:34	4-5	vs Tampa Bay	Cory Schneider
	Ryan Kesler	Dec. 15	3:30	3-2	vs Columbus	Mathieu Garon
	Henrik Zetterberg	Dec. 22	2:59	4-5	@ Detroit	Roberto Luongo
	David Jones	Jan. 18	2:52	3-4	@ Colorado	Roberto Luongo
	Dan Hamhuis	Mar. 8	2:13	4-3	@ Phoenix	Ilya Bryzgalov
	Christian Ehrhoff	Apr. 9	2:41	3-2	@ Calgary	Henrik Karlsson
	Sami Salo	Oct. 22	4:39	3-2	vs Minnesota	Niklas Backstrom
	Chris Higgins	Nov. 20	2:18	2-1	vs Ottawa	Alex Auld
2011.12 (7-0-2)	Andrew Ebbett	Dec. 28	3:23	3-2	@ San Jose	Antti Niemi
	Daniel Sedin	Jan. 12	0:46	3-2	@ St. Louis	Brian Elliott
	Daniel Sedin	Jan. 31	3:37	3-2	vs Chicago	Corey Crawford
	Loui Eriksson	Feb. 26	3:52	2-3	@ Dallas	Roberto Luongo
	Andrew Shaw	Mar. 21	2:42	1-2	@ Chicago	Roberto Luongo
	Chris Higgins	Mar. 24	1:40	3-2	@ Colorado	Semyon Varlamov
	Andrew Ebbett	Mar. 31	3:58	3-2	vs Calgary	Henrik Karlsson
	Chris Tanev	Feb. 4	4:40	3-2	@ Edmonton	Devan Dubnyk
	Matt Calvert	Mar. 7	4:03	1-2	@ Columbus	Cory Schneider
	Mike Santorelli	Oct. 6	3:17	5-4	@ Calgary	Joey MacDonald
	Mike Santorelli	Oct. 8	2:18	3-2	New Jersey	Cory Schneider
2012.13 (1-0-1)	Brad Richardson	Oct. 22	2:16	5-4	@ NY Islanders	Evgeni Nabokov
	Ryan Kesler	Oct. 25	4:45	3-2	@ St. Louis	Jaroslav Halak
	Dan Boyle	Nov. 14	2:38	1-2	San Jose	Roberto Luongo
	Anze Kopitar	Nov. 25	0:48	2-3	Los Angeles	Roberto Luongo
	Chris Higgins	Dec. 6	3:41	3-2	Phoenix	Roberto Luongo
	Corey Perry	Jan. 5	4:58	3-4	@ Anaheim	Eddie Lack
	Kevin Bielsa	Jan. 26	2:15	5-4	Phoenix	Mike Smith
	Tyson Barrie	Mar. 27	0:55	2-3	@ Colorado	Eddie Lack
	Daniel Sedin	Oct. 30	2:45	3-2	vs Montreal	Carey Price
	Daniel Sedin	Nov. 11	4:05	4-3	vs Ottawa	Craig Anderson
	Erik Karlsson	Dec. 7	1:21	3-4	@ Ottawa	Eddie Lack
2013.14 (6-0-4)	Chris Tanev	Dec. 20	0:18	3-2	vs Calgary	Jonas Hiller
	Cam Fowler	Dec. 28	2:42	1-2	@ Anaheim	Ryan Miller
	Luca Sbisa	Feb. 3	0:36	3-2	vs Winnipeg	Ondrej Pavelec
	Daniel Sedin	Feb. 11	1:20	5-4	@ Chicago	Corey Crawford
	John Klingberg	Mar. 28	4:13	3-4	vs Dallas	Kari Lehtonen
	Alex Edler	Apr. 11	2:29	6-5	vs Edmonton	Ben Scrivens

# REGULAR SEASON RECORD IN OT GAMES

Year	Goal Scorer	Date	Time	Score	Opponent	Goalie
2015.16 (4-0-9)	Johnny Gaudreau	Oct. 10/15	3:03	2-3	vs Calgary	Ryan Miller
	Lauri Koprikoski	Oct. 18/15	1:46	1-2	vs Edmonton	Ryan Miller
	Gustav Nyquist	Oct. 24/15	3:50	2-3	vs Detroit	Ryan Miller
	Jamie Benn	Oct. 29/15	2:28	3-4	@ Dallas	Ryan Miller
	Kyle Palmieri	Nov. 8/15	3:33	3-4	@ New Jersey	Ryan Miller
	David Desharnais	Nov. 16/15	3:25	3-4	@ Montreal	Jacob Markstrom
	Anze Kopitar	Dec. 1/15	2:02	1-2	@ Los Angeles	Jacob Markstrom
	Jannik Hansen	Dec. 26/15	4:01	2-1	vs Edmonton	Cam Talbot
	Nikita Kucherov	Jan. 9/16	3:51	2-3	vs Tampa Bay	Jacob Markstrom
	Daniel Sedin	Jan. 11/16	2:21	3-2	vs Florida	Roberto Luongo
	<b>Bo Horvat</b>	Jan. 15/16	3:25	3-2	@ Carolina	Cam Ward
	J.T. Miller	Jan. 19/16	3:54	2-3	@ NY Rangers	Ryan Miller
	Markus Granlund	Mar. 9/16	1:42	3-2	vs Arizona	Louis Domingue
	<b>Brandon Sutter</b>	Oct. 16/16	0:32	4-3	vs Carolina	Eddie Lack
	Henrik Sedin	Oct. 18/16	1:40	2-1	vs St. Louis	Jake Allen
	Markus Granlund	Nov. 13/16	1:27	5-4	vs Dallas	Kari Lehtonen
	2016.17 (7-0-7)	Ben Hutton	Nov. 17/16	2:34	3-2	vs Arizona
Marian Hossa		Nov. 19/16	4:04	3-4	vs Chicago	Jacob Markstrom
Seth Jones		Dec. 18/16	0:46	3-4	vs Columbus	Ryan Miller
Henrik Sedin		Dec. 30/16	4:01	3-2	vs Anaheim	John Gibson
Calle Jarnkrok		Jan. 10/17	4:58	1-2	@ Nashville	Ryan Miller
Taylor Hall		Jan. 15/17	1:28	1-2	vs New Jersey	Jacob Markstrom
Chris Tanev		Feb. 18/17	0:34	2-1	vs Calgary	Brian Elliott
Justin Abdelkader		Feb. 28/17	2:31	2-3	vs Detroit	Ryan Miller
Paul Byron		Mar. 7/17	1:13	1-2	vs Montreal	Ryan Miller
Andrew Ladd		Mar. 9/17	1:33	3-4	vs NY Islanders	Ryan Miller
Daniel Sedin		Mar. 21/17	2:12	5-4	@ Chicago	Scott Darling
Alexander Radulov		Oct. 30/17	2:32	1-2	vs Dallas	Jacob Markstrom
Brayden Schenn		Nov. 18/17	2:41	3-4	vs St. Louis	Anders Nilsson
Sam Gagner		Dec. 15/17	4:34	4-3	vs San Jose	Martin Jones
Kevin Labanc		Dec. 21/17	1:53	4-5	@ San Jose	Jacob Markstrom
<b>Brandon Sutter</b>		Jan. 14/18	2:50	3-2	@ Minnesota	Devan Dubnyk
2017.18 (6-0-6)		Sven Baertschi	Jan. 30/18	1:07	4-3	vs Colorado
	Nathan MacKinnon	Feb. 20/18	3:36	4-5	vs Colorado	Anders Nilsson
	John Gilmour	Feb. 28/18	1:22	5-6	vs NY Rangers	Anders Nilsson
	Calle Jarnkrok	Mar. 2/18	0:43	3-4	vs Nashville	Jacob Markstrom
	Brendan Leipsic	Mar. 5/18	2:47	4-3	vs NY Islanders	Jaroslav Halak
	Alex Edler	Mar. 31/18	1:21	5-4	vs Columbus	Joonas Korpisalo
	Daniel Sedin	Apr. 5/18	2:33	4-3	vs Arizona	Darcy Kuemper
	<b>Brock Boeser</b>	Oct. 16	0:34	3-2	@ Pittsburgh	Casey DeSmith
	<b>Bo Horvat</b>	Oct. 20	3:12	2-1	vs Boston	Jaroslav Halak
	Derrick Pouliot	Nov. 2	4:38	7-6	vs Colorado	Philipp Grubauer
	Dustin Brown	Nov. 27	0:53	1-2	vs Los Angeles	Jacob Markstrom
	Colton Sissons	Dec. 13	3:05	3-4	@ Nashville	Anders Nilsson
	Alex Edler	Dec. 29	3:06	3-2	@ Calgary	David Rittich
	<b>Elias Pettersson</b>	Jan. 2	1:38	4-3	@ Ottawa	Marcus Hogberg
	Richard Panik	Jan. 10	4:10	3-4	vs Arizona	Jacob Markstrom
	Jonathan Toews	Feb. 7	3:21	3-4	@ Chicago	Jacob Markstrom
	Alex Galchenyuk	Feb. 21	1:54	2-3	vs Arizona	Jacob Markstrom
Alex Edler	Mar. 6	3:11	3-2	vs Toronto	Frederik Andersen	
<b>Bo Horvat</b>	Mar. 18	0:16	3-2	@ Chicago	Corey Crawford	
2019.20 (5-0-3)	Tyler Toffoli	Feb. 25	1:35	4-3	@ Montreal	Carey Price
	<b>Quinn Hughes</b>	Feb. 1	0:42	4-3	@ New York Islanders	Thomas Greiss
	Chris Tanev	Dec. 19	1:30	5-4	vs Vegas	Marc-Andre Fleury
	<b>Elias Pettersson</b>	Dec. 12	0:40	1-0	vs Carolina	Petr Mrazek
	<b>J.T. Miller</b>	Dec. 7	3:21	6-5	vs Buffalo	Carter Hutton
	Nathan MacKinnon	Nov. 16	0:27	4-5	vs Colorado	<b>Thatcher Demko</b>
	Jaden Schwartz	Nov. 5	3:28	1-2	vs St. Louis	Jacob Markstrom
2020.21 (3-3)	Ryan Getzlaf	Nov. 1	2:30	1-2	@ Anaheim	Jacob Markstrom
	Johnny Gaudreau	Feb. 15	0:23	3-4	vs Calgary	<b>Thatcher Demko</b>
	Pierre-Luc Dubois	Feb. 21	0:27	3-4	vs Winnipeg	Braden Holtby
	<b>J.T. Miller</b>	Mar. 15	1:40	3-2	@ Ottawa	Joey Daccord
	<b>J.T. Miller</b>	Mar. 19	2:01	3-2	@ Montreal	Jake Allen
	<b>Bo Horvat</b>	Apr. 18	1:19	3-2	@ Toronto	Jack Campbell
	Elias Lindholm	May 16	3:24	6-5	vs Calgary	Braden Holtby

\*Please note that the all-time overtime record does not include shootouts. The first column represents a win (two points earned), the second column represents a loss (zero points earned) and the third column represents games in which one point was earned in overtime (tie, OTL).

CANUCKS

PLAYERS

IN THE SYSTEM

2020.21 REVIEW

OPPONENTS

HISTORY

ALL-TIME RECORDS

PLAYOFFS

NHL

MEDIA SERVICES

251

# SHOOTOUT RECORD

## OVERALL SHOOTOUT RECORD: 72-76

HOME RECORD: 34-38

ROAD RECORD: 38-38

Year	Goal Scorer	Date	Score	Opponent	Goalie
2005.06 (4-4)	Raffi Torres	Oct. 8	3-4	@ Edmonton	Dan Cloutier
	Daniel Sedin	Dec. 9	3-2	vs Ottawa	Dominik Hasek
	Alexander Frolov	Dec. 19	3-4	vs Los Angeles	Alex Auld
	Steven Reinprecht	Dec. 23	5-6	vs Calgary	Alex Auld
2006.07 (5-4)	Jarkko Ruutu	Jan. 28	4-3	@ Colorado	David Aebischer
	Markus Naslund	Mar. 3	5-4	@ Chicago	Craig Anderson
	Todd Bertuzzi	Mar. 23	4-3	vs Edmonton	Dwayne Roloson
	Mikko Koivu	Mar. 31	1-2	vs Minnesota	Alex Auld
	Petteri Nummelin	Oct. 10	1-2	@ Minnesota	Roberto Luongo
	Markus Naslund	Oct. 27	3-2	vs Washington	Olaf Kolzig
	Ryan Kesler	Jan. 3	2-1	vs Dallas	Marty Turco
	Josh Green	Jan. 7	4-3	vs Florida	Ed Belfour
	Ales Kotalik	Jan. 19	3-4	@ Buffalo	Dany Sabourin
	Nikolai Zherdev	Jan. 30	2-3	vs Columbus	Roberto Luongo
2007.08 (6-9)	Trevor Linden	Feb. 16	2-1	@ Chicago	Patrick Lalime
	Daniel Sedin	Mar. 4	4-3	vs Minnesota	Niklas Backstrom
	Brett McLean	Mar. 25	4-5	vs Colorado	Roberto Luongo
	Ales Hensky	Nov. 14	0-1	vs Edmonton	Roberto Luongo
	Shawn Horcoff	Nov. 20	4-5	@ Edmonton	Roberto Luongo
	Kristopher Letang	Dec. 8	1-2	vs Pittsburgh	Roberto Luongo
	Fernando Pisani	Dec. 15	1-2	@ Edmonton	Curtis Sanford
	Taylor Pyatt	Dec. 22	2-1	@ Phoenix	Ilya Bryzgalov
	Alexander Edler	Jan. 8	3-2	vs NY Islanders	Rick DiPietro
	Alexander Edler	Jan. 13	4-3	@ St. Louis	Manny Legace
2008.09 (3-7)	Henrik Zetterberg	Jan. 17	2-3	@ Detroit	Roberto Luongo
	Daniel Sedin	Jan. 23	3-2	vs St. Louis	Manny Legace
	Nathan Horton	Feb. 1	3-4	@ Florida	Roberto Luongo
	Brenden Morrow	Feb. 5	2-3	@ Dallas	Roberto Luongo
	Ryan Shannon	Feb. 10	3-2	vs Chicago	Nikolai Khabibulin
	Mikko Koivu	Feb. 14	4-5	vs Minnesota	Roberto Luongo
	Mason Raymond	Feb. 21	3-2	@ Nashville	Chris Mason
	Joe Sakic	Feb. 27	2-3	vs Colorado	Roberto Luongo
	Mattias Ohlund	Oct. 31	7-6	@ Anaheim	Jonas Hiller
	Marek Svatos	Nov. 12	1-2	vs Colorado	Roberto Luongo
2009.10 (4-4)	Frans Neilsen	Nov. 17	1-2	@ NY Islanders	Roberto Luongo
	Marek Svatos	Dec. 7	4-5	@ Colorado	Cory Schneider
	Erik Christensen	Jan. 2	3-4	@ Atlanta	Jason LaBarbera
	James Neal	Jan. 4	2-3	vs Dallas	Jason LaBarbera
	Jason Williams	Jan. 18	5-6	vs Columbus	Roberto Luongo
	Pavol Demitra	Feb. 17	4-3	@ Calgary	Mikka Kiprusoff
	Mats Sundin	Feb. 21	3-2	@ Toronto	Vesa Toskala
	Corey Perry	Apr. 2	5-6	vs Anaheim	Roberto Luongo
	Kyle Wellwood	Oct. 11	4-3	vs Dallas	Marty Turco
	Mikael Samuelsson	Oct. 29	2-1	@ Los Angeles	Jonathan Quick
2010.11 (4-5)	Lauri Kopikowski	Dec. 29	2-3	@ Phoenix	Roberto Luongo
	Jamie Lundmark	Jan. 9	2-3	vs Calgary	Roberto Luongo
	Pavol Demitra	Feb. 6	3-2	@ Boston	Tuukka Rask
	Adrian Aucoin	Mar. 10	3-4	@ Phoenix	Andrew Raycroft
	Pavol Demitra	Apr. 2	5-4	@ Anaheim	Curtis McElhinney
	Matt Duchene	Apr. 6	3-4	vs Colorado	Roberto Luongo
	Anze Kopitar	Oct. 9	1-2	vs Los Angeles	Roberto Luongo
	Patrick Kane	Oct. 20	1-2	@ Chicago	Roberto Luongo
	Jeff Tambellini	Dec. 8	5-4	vs Anaheim	Jonas Hiller
	Jiri Hudler	Jan. 8	1-2	vs Detroit	Roberto Luongo
2011.12 (8-7)	Ryan Kesler	Jan. 11	4-3	@ N Y Islanders	Kevin Poulin
	Joe Pavelski	Jan. 20	1-2	vs San Jose	Roberto Luongo
	Alex Tanguay	Jan. 22	3-4	vs Calgary	Roberto Luongo
	Raffi Torres	Mar. 1	2-1	vs Columbus	Steve Mason
	Alex Burrows	Mar. 10	5-4	@ San Jose	Antti Niemi
	Kris Letang	Oct. 6	3-4	vs Pittsburgh	Roberto Luongo
	Cody Hodgson	Dec. 8	4-3	@ Montreal	Carey Price
	Rick Nash	Dec. 13	1-2	@ Columbus	Roberto Luongo
	Michal Handzus	Jan. 2	2-3	vs San Jose	Roberto Luongo
	Mason Raymond	Jan. 10	5-4	@ Tampa Bay	Dwayne Roloson
2012.01 (8-7)	Mike Richards	Jan. 17	2-3	vs Los Angeles	Roberto Luongo
	Cody Hodgson	Jan. 24	3-2	vs Edmonton	Devan Dubnyk
	Pavel Datsyuk	Feb. 2	3-4	vs Detroit	Roberto Luongo
	Mason Raymond	Feb. 4	3-2	@ Colorado	J-S Giguere
	Alex Edler	Feb. 7	4-3	@ Nashville	Pekka Rinne
	Jarome Iginla	Feb. 11	2-3	@ Calgary	Roberto Luongo
	Ryan Kesler	Feb. 13	2-1	vs Phoenix	Jason LaBarbera
	Alex Burrows	Feb. 23	4-3	@ Detroit	Jimmy Howard
	Ray Whitney	Feb. 28	1-2	@ Phoenix	Cory Schneider
	Alex Edler	Apr. 3	5-4	vs Anaheim	Jonas Hiller

Year	Goal Scorer	Date	Score	Opponent	Goalie	
2012.13 (5-6)	Sam Gagner	Jan. 20	2-3	vs Edmonton	Roberto Luongo	
	Zack Kassian	Jan. 23	3-2	vs Calgary	Mikka Kiprusoff	
	Jeff Carter	Jan. 28	2-3	@ Los Angeles	Roberto Luongo	
	Jordan Schroeder	Feb. 1	2-1	vs Chicago	Corey Crawford	
	TJ Oshie	Feb. 17	3-4	vs St. Louis	Roberto Luongo	
	Andrew Shaw	Feb. 19	3-4	@ Chicago	Cory Schneider	
	Joe Pavelski	Mar. 5	2-3	vs San Jose	Cory Schneider	
	Mason Raymond	Mar. 12	2-1	@ Columbus	Sergei Bobrovsky	
	Maxim Lapiere	Mar. 26	1-0	vs Columbus	Sergei Bobrovsky	
	Andy McDonald	Apr. 16	1-2	@ St. Louis	Cory Schneider	
	Maxim Lapiere	Apr. 20	2-1	vs Detroit	Jimmy Howard	
	2013.14 (5-7)	Evgeni Malkin	Oct. 19	3-4	@ Pittsburgh	Roberto Luongo
		Mike Santorelli	Oct. 24	3-2	@ New Jersey	Cory Schneider
		Antoine Vermette	Nov. 5	2-3	@ Phoenix	Roberto Luongo
Jonathan Huberdeau		Nov. 19	2-3	Florida	Roberto Luongo	
Jason Pominville		Dec. 17	2-3	@ Minnesota	Roberto Luongo	
Ryan Kesler		Dec. 20	3-2	@ Chicago	Antti Raanta	
Vincent Lecavalier		Dec. 30	3-4	Philadelphia	Eddie Lack	
Sidney Crosby		Jan. 7	4-5	Pittsburgh	Eddie Lack	
Chris Higgins		Jan. 18	3-2	Calgary	Karri Ramo	
Justin Fontaine		Feb. 28	1-2	Minnesota	Eddie Lack	
Chris Higgins		Mar. 12	2-3	@ Winnipeg	Ondrej Pavelec	
Nicklas Jensen		Mar. 16	4-3	@ Florida	Roberto Luongo	
2014.15 (6-2)		Chris Higgins	Oct. 11	5-4	vs Edmonton	Viktor Fasth
		Nick Bonino	Nov. 9	2-1	@ Anaheim	Frederik Andersen
	Corey Perry	Nov. 20	3-4	vs Anaheim	Eddie Lack	
	Alex Burrows	Feb. 19	5-4	@ NY Rangers	Cam Talbot	
	Radim Vrbata	Mar. 1	6-5	vs St. Louis	Jake Allen	
	Sam Gagner	Mar. 5	2-3	@ Arizona	Eddie Lack	
	Nick Bonino	Mar. 31	5-4	@ Nashville	Pekka Rinne	
	Chris Higgins	Apr. 6	2-1	vs Los Angeles	Jonathan Quick	
	Alex Burrows	Oct. 12/15	2-1	@ Anaheim	Frederik Andersen	
	Tyler Seguin	Nov. 27/15	2-3	@ Dallas	Ryan Miller	
	Linden Vey	Dec. 18/15	4-3	@ Detroit	Jimmy Howard	
	Aleksander Barkov	Dec. 20/15	4-5	@ Florida	Jacob Markstrom	
	Alex Burrows	Jan. 1/16	2-1	vs Anaheim	Frederik Andersen	
	Radim Vrbata	Jan. 17/16	2-1	@ NY Islanders	Jaroslav Halak	
Alexander Wennberg	Feb. 4/16	1-2	vs Columbus	Ryan Miller		
2015.16 (5-4)	Craig Smith	Mar. 24/16	2-3	@ Nashville	Ryan Miller	
	Emerson Etem	Apr. 9/16	4-3	vs Edmonton	Cam Talbot	
	<b>Brandon Sutter</b>	Oct. 15/16	2-1	vs Calgary	Chad Johnson	
	Tanner Pearson	Oct. 22/16	3-4	@ Los Angeles	Jacob Markstrom	
	Markus Granlund	Nov. 26/16	3-2	@ Colorado	Calvin Pickard	
	<b>Bo Horvat</b>	Dec. 3/16	3-2	vs Toronto	Frederik Andersen	
	<b>Bo Horvat</b>	Dec. 31/16	3-2	@ Edmonton	Cam Talbot	
	Claude Giroux	Jan. 12/17	4-5	@ Philadelphia	Ryan Miller	
	Mark Stone	Oct. 10/17	2-3	vs Ottawa	Jacob Markstrom	
	Jimmy Vesey	Nov. 26/17	3-4	@ NY Rangers	Jacob Markstrom	
	Tyler Bozak	Jan. 6/18	2-3	@ Toronto	Jacob Markstrom	
	Shea Theodore	Apr. 3/18	4-5	vs Vegas	Jacob Markstrom	
	Leon Draisaitl	Apr. 7/18	2-3	@ Edmonton	Anders Nilsson	
	2016.17 (4-2)	Markus Granlund	Oct. 24	3-2	@ Vegas	Marc-Andre Fleury
Dylan Larkin		Nov. 6	2-3	@ Detroit	Jacob Markstrom	
Casey Mittelstadt		Nov. 10	3-4	@ Buffalo	Jacob Markstrom	
Alex Chiasson		Jan. 16	2-3	vs Edmonton	Jacob Markstrom	
<b>Elias Pettersson</b>		Feb. 9	4-3	vs Calgary	David Rittich	
<b>Brock Boeser</b>		Feb. 14	4-3	@ Los Angeles	Jonathan Quick	
Carl Soderberg		Feb. 27	2-3	@ Colorado	Jacob Markstrom	
Damon Severson		Mar. 15	2-3	vs New Jersey	Jacob Markstrom	
Josh Leivo		Mar. 17	3-2	@ Dallas	Anton Khudobin	
<b>Tanner Pearson</b>		Mar. 28	3-2	vs Los Angeles	Jonathan Quick	
Markus Granlund		Mar. 30	3-2	vs Dallas	Anton Khudobin	
Ryan O'Reilly		Apr. 6	2-3	@ St. Louis	<b>Thatcher Demko</b>	
<b>J.T. Miller</b>		Mar. 10	5-4	NY Islanders	Semyon Varlamov	
Alex Galchenyuk		Feb. 19	3-4	Minnesota	Jacob Markstrom	
2017.18 (0-5)	Justin Williams	Feb. 2	3-4	@ Carolina	<b>Thatcher Demko</b>	
	<b>Bo Horvat</b>	Nov. 23	2-1	@ Washington	Braden Holtby	
	Nicklas Backstrom	Oct. 25	5-6	Washington	Jacob Markstrom	
	Josh Leivo	Oct. 17	4-3	@ St. Louis	Jordan Binnington	
	<b>Tanner Pearson</b>	Oct. 12	3-2	Philadelphia	Carter Hart	
	<b>Bo Horvat</b>	Jan. 20	6-5	vs Montreal	Carey Price	
	<b>Bo Horvat</b>	Mar. 8	2-1	vs Montreal	Carey Price	
	Adam Gaudette	Mar. 17	3-2	@ Ottawa	Filip Gustavsson	
	Tomas Tatar	Mar. 20	4-5	@ Montreal	Braden Holtby	



# ALL-TIME SCORING

## ALL-TIME SCORING

Rk	Player	GP	G	A	PTS	PIM	Rk	Player	GP	G	A	PTS	PIM
1	H. Sedin	1330	240	830	1070	680							
2	D. Sedin	1306	393	648	1041	546							
3	M. Naslund	884	346	410	756	614							
4	T. Linden	1140	318	415	733	730							
5	S. Smyl	896	262	411	673	1556							
6	T. Gradin	613	197	353	550	280							
7	P. Bure	428	254	224	478	328							
8	T. Tanti	531	250	220	470	489							
9	T. Bertuzzi	518	188	261	449	822							
10	A. Edler	925	99	310	409	665							
11	D. Lever	593	186	221	407	354							
T-12	R. Kesler	655	182	211	393	594							
	B. Morrison	543	136	257	393	326							
14	A. Boudrias	458	121	267	388	140							
15	A. Burrows	822	193	191	384	1066							
16	P. Skriko	472	171	202	373	221							
17	G. Adams	489	179	190	369	154							
18	P. Sundstrom	374	133	209	342	181							
19	C. Ronning	366	112	216	328	183							
20	M. Ohlund	770	93	232	325	756							
T-21	D. Kearns	677	31	290	321	386							
	J. Lumme	579	83	238	321	379							
23	<b>B. Horvat</b>	<b>502</b>	<b>139</b>	<b>175</b>	<b>314</b>	<b>148</b>							
24	A. Mogilny	312	139	169	308	144							
25	D. Lidster	666	65	242	307	526							
26	D. Vervegaert	409	139	165	304	177							
27	C. Oddleifson	469	85	180	265	439							
28	G. Courtall	292	102	144	246	495							
29	K. Bieksa	597	56	185	241	879							
T-30	D. Rota	289	120	116	236	453							
	S. Salo	566	74	162	236	262							
32	J. Hansen	565	105	130	235	200							
33	E. Jovanovski	434	57	177	234	536							
34	R. Lanz	417	56	171	227	331							
T-35	R. Blight	324	96	125	221	168							
	J. Sandlak	509	104	117	221	789							
37	B. Schmautz	285	108	104	212	428							
38	<b>B. Boeser</b>	<b>253</b>	<b>98</b>	<b>112</b>	<b>210</b>	<b>68</b>							
39	C. Fraser	348	92	113	205	651							
40	M. Cooke	566	83	120	203	625							
41	K. McCarthy	352	51	148	199	388							
42	B. Pederson	233	60	137	197	174							
43	H. Snepsts	781	35	160	195	1446							
44	G. O'Flaherty	435	98	95	193	166							
45	B. Lalonde	353	72	117	189	185							
46	I. Boldirev	216	80	104	184	105							
47	M. Raymond	374	80	98	178	118							
48	R. Sedlbauer	325	108	69	177	170							
49	M. Gelinas	258	90	81	171	173							
50	A. Cassels	198	40	128	168	48							
51	T. Williams	312	83	82	165	1324							
T-52	D. Halward	324	45	118	163	389							
	O. Kurtenbach	229	62	101	163	200							
T-54	M. Lemay	279	70	92	162	367							
	M. Messier	207	52	110	162	121							
56	J. Gould	218	82	76	158	53							
57	D. Babych	409	23	131	154	290							
58	<b>E. Pettersson</b>	<b>165</b>	<b>65</b>	<b>88</b>	<b>153</b>	<b>36</b>							
59	G. Lupul	293	70	75	145	243							
60	I. Larionov	210	51	92	143	88							
T-61	D. Hamhuis	389	23	119	142	190							
	C. Higgins	314	62	80	142	82							
63	S. Momesso	269	68	73	141	655							
T-64	G. Butcher	610	33	107	140	1668							
	G. Monahan	287	58	82	140	166							
66	J. Gillis	309	63	75	138	210							
67	D. Tallon	222	44	93	137	219							
T-68	B. Bradley	193	51	81	132	155							
	J. Guevremont	227	44	88	132	124							
70	B. Dailey	257	38	93	131	417							
71	B. Soppel	322	33	97	130	139							
72	P. Nedved	222	63	61	124	152							
T-73	I. Hiinka	137	42	81	123	28							
	W. Maki	180	50	73	123	146							
T-75	L. Lindgren	335	23	99	122	292							
	R. Sutter	291	61	61	122	533							
	A. Aucoin	341	49	71	120	245							
T-78	J. Bubla	256	17	101	118	202							
	<b>J.T. Miller</b>	<b>122</b>	<b>42</b>	<b>76</b>	<b>118</b>	<b>90</b>							
	C. Tanev	514	22	96	118	121							
81	P. Reinhart	131	24	90	114	74							
82	M. Walton	115	44	69	113	71							
T-83	R. Courttall	141	39	72	111	68							
	T. Klatt	313	51	60	111	87							
85	S. Baertschi	225	58	52	110	56							
86	M. Samuelsson	155	49	57	106	106							
T-87	C. Neely	201	51	53	104	320							
	<b>B. Sutter</b>	<b>275</b>	<b>54</b>	<b>50</b>	<b>104</b>	<b>55</b>							
T-89	D. Brashear	388	50	53	103	1159							
	H. Graves	196	42	61	103	49							
91	B. Hedican	310	17	85	102	281							
T-92	P. Brasar	181	37	63	100	21							
	J. Virtanen	317	55	45	100	219							
T-94	L. Molin	172	33	65	98	37							
	G. Odjick	444	46	52	98	2127							
96	<b>Q. Hughes</b>	<b>129</b>	<b>11</b>	<b>86</b>	<b>97</b>	<b>46</b>							
97	C. Ehrhoff	159	28	66	94	94							
98	T. Pyatt	224	49	44	93	145							
99	R. Paiement	147	44	44	91	269							
T-100	S. Bozek	191	46	44	90	118							
	L. Eriksson	252	38	52	90	48							
	R. Lemieux	192	29	61	90	68							
	R. Vrbata	142	44	46	90	32							
	B. Wilkins	276	21	69	90	460							
105	P. Bordeleau	183	33	56	89	47							
106	D. Murzyn	452	23	65	88	900							
107	S. Tambellini	161	42	45	87	34							
108	D. Quinn	101	34	49	83	73							
109	M. Petit	226	24	57	81	373							
T-110	P. Schaefer	194	37	40	77	52							
	J. Slego	154	12	65	77	235							
T-112	<b>T. Pearson</b>	<b>139</b>	<b>40</b>	<b>35</b>	<b>75</b>	<b>57</b>							
	T. Stecher	286	11	64	75	124							
114	M. Ridley	112	26	47	73	71							
T-115	G. Diduck	265	17	55	72	553							
	P. Martin	131	27	45	72	60							
117	M. Hall	109	27	44	71	28							
T-118	J. Benning	241	15	55	70	172							
	B. Hutton	276	11	59	70	111							
T-120	P. Demitra	97	23	46	69	20							
	M. Granlund	215	41	28	69	48							
	B. Manno	163	13	56	69	115							
123	G. Boddy	273	23	44	67	263							
T-124	M. Craven	88	15	50	65	42							
	A. Plavsic	182	13	52	65	147							
126	E. Tikkanen	100	25	39	64	80							
127	D. Tannahill	111	30	33	63	25							
128	R. Nordmark	169	10	52	62	194							
T-129	M. Robitaille	174	10	50	60	121							
	M. Sillinger	138	28	32	60	65							
T-131	Z. Kassian	171	32	27	59	287							
	G. Valk	172	24	35	59	200							
	D. Ward	103	28	31	59	119							
T-134	A. Chubarov	228	25	33	58	40							
	W. Mitchell	264	10	48	58	233							
136	R. Kron	144	24	33	57	37							
T-137	M. Corrigan	95	24	32	56	130							
	H. Druken	118	27	29	56	30							
	B. May	225	29	27	56	380							
T-140	A. Carter	81	33	22	55	41					</		

# ALL-TIME SCORING

Rk	Player	GP	G	A	PTS	PIM	Rk	Player	GP	G	A	PTS	PIM
	K. Wellwood	149	32	20	52	16		R. Stanton	118	4	23	27	67
T-152	D. Booth	134	26	25	51	54	T-231	C. Alexander	32	8	18	26	6
	J. Ruutu	267	23	28	51	453		J. Beagle	142	6	20	26	64
154	M. Crawford	176	19	31	50	229		L. Bohonos	70	13	13	26	14
T-155	J. Garrison	128	15	34	49	85		M. Zotto	105	7	19	26	56
	D. Hodgson	74	16	33	49	52		D. Weise	152	10	16	26	166
	T. Taylor	125	20	29	49	141		D. Wickenheiser	80	7	19	26	36
T-158	B. Ashton	124	23	25	48	68	T-237	S. Lachance	157	4	21	25	96
	T. Fergus	80	19	29	48	37		G. Meehan	57	10	15	25	4
	M. Malhotra	159	18	30	48	36	T-239	R. Boyd	62	7	17	24	64
	B. Muckalt	106	20	28	48	115		J. McIlhargey	167	6	18	24	403
	A. Roussel	141	17	31	48	198	T-241	J. Bulis	79	12	11	23	70
163	R. Oksijuta	68	21	25	46	44		J. Hlavac	55	10	13	23	16
T-164	M. Baron	383	10	34	44	375		J. King	55	12	11	23	8
	N. Belland	106	13	31	44	54		J. LeBlanc	43	13	10	23	18
	N. Goldobin	114	18	26	44	24		D. Pederson	102	8	15	23	98
	B. Richardson	118	19	25	44	73		D. Richter	127	4	19	23	396
	A. Semenov	62	10	34	44	28	T-247	T. Glass	140	7	14	21	187
	S. Walker	197	10	34	44	466		K. McLean(G)	516	0	21	21	54
T-170	D. Balon	116	22	21	43	43		L. Melnyk	190	5	16	21	246
	J. Wright	91	13	30	43	43	T-251	R. Vaive	47	13	8	21	111
T-172	N. Baumgartner	99	7	35	42	38		B. McSheffrey	87	13	7	20	44
	T. Letowski	120	18	24	42	51		D. Saunders	56	7	13	20	10
	<b>T. Myers</b>	<b>123</b>	<b>12</b>	<b>30</b>	<b>42</b>	<b>100</b>		J. Schella	115	2	18	20	224
T-175	J. Beranek	98	14	27	41	88		R. Stewart	53	8	12	20	4
	D. Bruce	143	23	18	41	245		R. Walter	92	9	11	20	59
	T. Vanek	61	17	24	41	28	T-256	E. Gudbranson	139	5	14	19	136
T-178	D. Lowry	165	19	21	40	357		A. Rome	148	5	14	19	123
	J. Niil	124	17	23	40	219		J. Strudwick	243	4	15	19	367
T-180	N. Bonino	75	15	24	39	22	T-259	M. Bartkowski	80	6	12	18	50
	J. Butler	128	19	20	39	96		K. Guy	114	5	13	18	105
	T. Pratt	176	9	30	39	261		T. Hunter	176	8	10	18	512
	L. Vey	116	14	25	39	24		J. Mazur	47	11	7	18	20
184	Y. Weber	159	17	21	38	70		J. McCann	69	9	9	18	32
T-185	R. Delorme	210	17	20	37	383		S. O'Brien	141	2	16	18	275
	M. Kirton	119	23	14	37	27		R. Park	60	8	10	18	29
	J. Leivo	85	17	20	37	29		P. Quinn	133	4	14	18	212
	M. Malik	147	10	27	37	97	T-267	C. Campbell	89	1	16	17	206
	B. Noonan	98	14	23	37	68		J. Carson	34	7	10	17	22
T-190	A. Biega	179	4	32	36	94		M. Keane	64	8	9	17	20
	B. Gassoff	122	19	17	36	163		J. Tambellini	62	9	8	17	18
T-192	A. DeMarco	95	13	22	35	23	T-271	K. Ballard	148	3	13	16	146
	J. Grisdale	199	3	32	35	266		J. Benn	75	2	14	16	26
	C. Hodgson	71	17	18	35	8		J. Charbonneau	46	8	8	16	55
	<b>T. Motte</b>	<b>147</b>	<b>21</b>	<b>14</b>	<b>35</b>	<b>38</b>		T. Currie	38	9	7	16	4
T-196	W. Connelly	53	14	20	34	12		T. Hall	34	7	9	16	25
	B. Derlago	63	15	19	34	29		B. Helmer	62	7	9	16	71
	S. Gagner	81	11	23	34	39		M. Marois	50	4	12	16	115
	V. Krutov	61	11	23	34	20		R. Rypien	119	9	7	16	226
	A. MacAdam	80	14	20	34	27		D. Sanderson	16	7	9	16	30
	S. Matthias	96	21	13	34	28		T. Schaller	98	8	8	16	23
	P. Popiel	116	11	23	34	97		T. Warriner	44	6	10	16	34
	D. Pouliot	133	6	28	34	69	T-282	M. Arvedson	41	8	7	15	12
T-204	R. Cullen	70	12	21	33	42		B. Gaunce	117	6	9	15	45
	D. Dunn	69	11	22	33	87		G. Ledyard	49	2	13	15	14
	B. McCabe	95	8	25	33	184		A. McBain	45	5	10	15	54
	H. York	103	11	22	33	40		N. Schmidt	54	5	10	15	4
T-208	B. Allen	216	14	18	32	288		J. Schroeder	56	6	9	15	6
	J. Lanthier	105	16	16	32	29		A. Spruce	51	9	6	15	37
	G. Minor	140	11	21	32	173		S. Staios	143	3	12	15	208
	L. Rochefort	87	18	14	32	2		D. Stanley	100	6	9	15	192
	L. Rohlin	96	8	24	32	40	T-291	D. Archibald	52	6	8	14	26
	L. Sbisá	199	7	25	32	112		R. Eriksson	35	2	12	14	4
T-214	C. Cox	177	10	21	31	535		D. Gagner	33	2	12	14	24
	P. Zezel	66	11	20	31	18		W. Huber	35	4	10	14	40
T-216	D. Johnson	76	16	14	30	16		R. Johnson	120	3	11	14	24
	M. Lapierre	149	14	16	30	183		B. Leipsic	31	5	9	14	12
T-218	G. Hawgood	95	7	22	29	32		M. Lindgren	54	5	9	14	18
	D. Roberts	71	11	18	29	55		D. Smith	40	6	8	14	76
	R. Torres	80	14	15	29	78	T-299	A. Alberts	134	4	9	13	126
T-221	L. Goodenough	113	7	21	28	75		L. Carrier	56	1	12	13	66
	M. Santorelli	49	10	18	28	6		G. Doak	82	2	11	13	135
	M. Sundin	41	9	19	28	28		J. Green	90	6	7	13	39
T-224	R. Dirk	217	9	18	27	401		D. Hendrickson	67	7	6	13	36
	<b>N. Hoglander</b>	<b>56</b>	<b>13</b>	<b>14</b>	<b>27</b>	<b>16</b>		J. Holden	46	4	9	13	12
	C. Joseph	101	5	22	27	68		J. Hughes	52	2	11	13	181
	S. Kariya	65	9	18	27	32		B. McIntyre	90	3	10	13	75
	L. Krajcicek	117	5	22	27	100		B. Murray	90	3	10	13	42
	T. Kurvers	32	4	23	27	20		A. Schliebener	84	2	11	13	74

CANUCKS

PLAYERS

IN THE SYSTEM

2020-21 REVIEW

OPPONENTS

HISTORY

ALL-TIME RECORDS

PLAYOFFS

NHL

MEDIA SERVICES

255

# ALL-TIME SCORING

Rk	Player	GP	G	A	PTS	PIM	Rk	Player	GP	G	A	PTS	PIM
	R. Shannon	27	5	8	13	24		<b>M. Ferland</b>	<b>14</b>	<b>1</b>	<b>4</b>	<b>5</b>	<b>7</b>
	R. Summanen	19	6	7	13	2		R. Gregg	21	1	4	5	24
T-311	R. Boucher	48	8	4	12	6		J. Hawryluk	30	2	3	5	9
	A. Ebbett	46	6	6	12	10		<b>M. Highmore</b>	<b>18</b>	<b>3</b>	<b>2</b>	<b>5</b>	<b>2</b>
	E. Etem	39	7	5	12	9		B. Loney	12	2	3	5	6
	R. Kenins	38	4	8	12	14		C. McAllister	64	2	3	5	169
	M. Peca	37	6	6	12	32		S. Nemchinov	6	2	3	5	4
T-316	B. Convery	19	2	9	11	8		C. O'Sullivan	11	0	5	5	2
	J. Cowan	88	7	4	11	203		M. Schneider	17	2	3	5	12
	A. Eldebrink	43	2	9	11	21		H. Vasiljevs	18	3	2	5	2
	M. Grabner	20	5	6	11	8		B. Wilcox	33	3	2	5	15
	B. Isbister	55	6	5	11	38	T-399	B. Bitz	10	1	3	4	14
	I. Kidd	20	4	7	11	25		D. Callander	21	3	1	4	2
	J. Korab	31	4	7	11	64		M. Chouinard	42	2	2	4	10
	B. Ritchie	71	3	8	11	80		D. Cloutier (G)	208	0	4	4	70
	C. Ruuttu	25	5	6	11	23		N. Eisenhut	13	1	3	4	21
	T. Sestito	103	6	5	11	273		D. Fortier	58	1	3	4	125
	R. Stern	97	5	6	11	480		E. Hatoum	26	1	3	4	21
	N. Tryamkin	79	3	8	11	74		R. Holt	22	1	3	4	80
T-328	A. Cracknell	44	5	5	10	14		S. Kulak	32	2	2	4	37
	<b>T. Hamonic</b>	<b>38</b>	<b>3</b>	<b>7</b>	<b>10</b>	<b>39</b>		L. Lunde	20	1	3	4	2
	J. Jaffray	33	4	6	10	33		F. Potvin (G)	69	0	4	4	4
	J. Jokinen	14	4	6	10	2		B. Smith	21	1	3	4	52
	N. LaFayette	38	5	5	10	6		R. Spooner	11	0	4	4	0
	R. Luongo (G)	448	0	10	10	24		R. Stewart	42	3	1	4	10
	R. Murphy	73	6	4	10	100		A. Volpatti	54	3	1	4	81
	B. Robertsson	69	4	6	10	37		K. Whitmore (G)	74	0	4	4	15
	G. Sanderson	22	3	7	10	8	T-415	S. Antoski	70	1	2	3	265
	T. Toffoli	10	6	4	10	4		A. Auld (G)	81	0	3	3	4
	J. Wiley	37	4	6	10	6		J. Belanger	9	3	0	3	4
T-339	M. Chaput	77	4	5	9	34		R. Buskas	17	0	3	3	36
	Z. MacIwen	55	6	3	9	69		F. Caprice (G)	102	0	3	3	17
	J. Markstrom (G)	229	0	9	9	16		G. Cochrane	63	0	3	3	177
	A. Miller	57	1	8	9	32		L. Courville	33	1	2	3	16
	M. Pettinger	29	5	4	9	17		T. Crowder	30	1	2	3	52
	G. Richardson	24	3	6	9	19		N. Dowd	40	3	0	3	16
	J. Skille	55	5	4	9	12		R. Flockhart	43	1	2	3	12
	M. Wotton	42	3	6	9	25		D. Gibson	14	0	3	3	20
T-347	K. Berry	27	4	4	8	11		L. Goren	30	1	2	3	30
	R. Brodeur (G)	377	0	8	8	24		M. Gragnani	14	1	2	3	6
	J. Hargreaves	66	1	7	8	105		G. Hanlon (G)	136	0	3	3	80
	S. Kannegiesser	42	1	7	8	36		C. Hirsch (G)	101	0	3	3	8
	J. Kurtz	27	3	5	8	14		O. Juolevi	23	2	1	3	0
	B. Maxwell	30	1	7	8	28		K. Manery	21	2	1	3	15
	J. Magna	59	4	4	8	6		G. Martin	24	0	3	3	45
	E. Namestnikov	35	0	8	8	18		S. Morin	6	1	2	3	6
	R. Tudor	26	4	4	8	19		V. Oreskovich	17	0	3	3	15
T-356	M. Bridgman	15	4	3	7	10		J. Rathbone	8	1	2	3	0
	Z. Dalpe	55	4	3	7	6		M. Rucinsky	13	1	2	3	10
	J. Dowd	38	1	6	7	6		A. Sautner	23	0	3	3	4
	R. Fitzpatrick	58	1	6	7	46		A. Semak	18	2	1	3	2
	D. Hordichuk	129	5	2	7	251		V. Sharifjanov	17	2	1	3	14
	D. Jackson	15	6	1	7	13		G. Snow (G)	109	0	3	3	46
	D. Kozak	28	2	5	7	30		F. Speck	18	1	2	3	0
	B. Prust	35	1	6	7	59		M. Stapleton	18	1	2	3	8
	G. Rizzuto	37	3	4	7	16		M. Stevens	6	0	3	3	6
	B. Smolinski	20	4	3	7	8		Y. Tremblay	12	1	2	3	12
T-366	G. Adams	12	4	2	6	35		J. Vesey	20	0	3	3	6
	A. Burmistrov	24	2	4	6	12		J. Wiste	23	1	2	3	0
	O. Fantenberg	36	1	5	6	6	T-447	P. Bakovic	10	2	0	2	48
	T. Graovac	22	5	1	6	8		C. Barker	14	0	2	2	4
	N. Jensen	24	3	3	6	10		K. Beech	4	1	1	2	0
	D. Kesa	19	2	4	6	18		M. Bergevin	9	0	2	2	2
	P. Larsen	26	1	5	6	4		L. Bourdon	36	2	0	2	24
	D. Logan	40	1	5	6	122		T. Boyd	19	2	0	2	0
	J. Mair	23	2	4	6	8		G. Bromley (G)	73	0	2	2	8
	S. McCarthy	51	2	4	6	43		M. Brown	39	1	1	2	140
	S. Pahlsson	19	2	4	6	12		K. Carney	18	0	2	2	14
	B. Reid	13	2	4	6	0		M. Christie	9	1	1	2	0
	D. Roy	12	3	3	6	2		A. Clendening	17	0	2	2	8
	T. Santala	30	1	5	6	24		F. Corrado	28	2	0	2	4
	C. Schneider (G)	98	0	6	6	0		R. Davison	23	0	2	2	51
	D. Seguin	26	1	5	6	46		R. Diaz	6	1	1	2	0
	R. Ward	71	2	4	6	4		M. Duco	6	0	2	2	5
T-383	D. Berehowsky	39	2	3	5	39		F. Fedorov	15	0	2	2	8
	A. Bolduc	46	2	3	5	38		J. Huscroft	33	0	2	2	118
	T. Bouck	36	2	3	5	60		P. Kavanagh	6	2	0	2	2
	W. Brookbank	52	3	2	5	176		Z. Komarniski	19	1	1	2	10
	J. Cullimore	64	2	3	5	62		G. Leeman	10	2	0	2	0

# ALL-TIME SCORING

Rk	Player	GP	G	A	PTS	PIM	Rk	Player	GP	G	A	PTS	PIM
	B. Lukowich	13	1	1	2	4		J. Caron (G)	10	0	0	0	2
	D. Malkoc	41	0	2	2	136		J. Capuano	3	0	0	0	0
	R. Miller (G)	150	0	2	2	24		B. Cook	2	0	0	0	0
	M. Reaume	27	0	2	2	4		J. Cramarossa	10	0	0	0	9
	L. Schenn	18	0	2	2	9		B. DeFazio	2	0	0	0	0
	D. Shore	14	0	2	2	4		G. Desbiens	13	0	0	0	12
	D. Sly	31	0	2	2	10		<b>M. DiPietro (G)</b>	<b>2</b>	<b>0</b>	<b>0</b>	<b>0</b>	<b>0</b>
	G. Smith (G)	188	0	2	2	90		L. Domingue (G)	1	0	0	0	0
	L. Sweatt	3	1	1	2	2		D. Dunbar	1	0	0	0	2
	L. Vaic	9	1	1	2	2		E. Dyck (G)	49	0	0	0	0
	C. Vitgrain	6	1	1	2	0		K. Ellacott (G)	12	0	0	0	0
	D. Wilson (G)	148	0	2	2	39		J. Eriksson (G)	1	0	0	0	0
	D. Woodley	5	2	0	2	17		B. Essensa (G)	39	0	0	0	4
	H. Young	11	0	2	2	25		J. Garrett (G)	56	0	0	0	23
	M. Zalewski	6	0	2	2	2		B. Ferrero	2	0	0	0	0
T-482	B. Affleck	5	0	1	1	0		Z. Fitzgerald	1	0	0	0	0
	J. Agnew	65	0	1	1	189		P. Folco	2	0	0	0	0
	J. Balej	1	0	1	1	0		M. Fountain (G)	6	0	0	0	0
	R. Bartel	40	0	1	1	14		A. Friesen	1	0	0	0	0
	M. Bliznak	6	1	0	1	0		J. Gadjovich	1	0	0	0	17
	D. Bodger	13	0	1	1	4		G. Gardner (G)	42	0	0	0	0
	S. Burke (G)	16	0	1	1	14		D. Gloor	2	0	0	0	0
	J. Chatfield	18	0	1	1	12		B. Glynn	16	0	0	0	12
	E. Ciccone	13	0	1	1	47		A. Gordon	6	0	0	0	0
	P. Coulombe	7	0	1	1	4		R. Gordon	4	0	0	0	2
	<b>T. Demko (G)</b>	<b>72</b>	<b>0</b>	<b>1</b>	<b>1</b>	<b>0</b>		L. Gould	2	0	0	0	0
	T. Fedun	1	0	1	1	0		A. Grenier	9	0	0	0	2
	T. Gamble (G)	72	0	1	1	22		T. Hawkins	8	0	0	0	15
	M. Grenier	7	1	0	1	9		S. Hazlett	1	0	0	0	0
	B. Holtby (G)	21	0	1	1	0		J. Hedberg (G)	21	0	0	0	10
	G. Hubick	5	0	1	1	0		R. Heinz (G)	3	0	0	0	0
	J. Kocur	7	0	1	1	19		C. Hodge (G)	35	0	0	0	0
	J. Krog	4	1	0	1	2		B. Holloway	2	0	0	0	0
	F. Kucera	26	1	0	1	10		P. Holm	1	0	0	0	0
	K. Lain	9	1	0	1	21		R. Homenuke	1	0	0	0	0
	M. Lampman	14	1	0	1	0		B. Hurlburt	1	0	0	0	2
	D. Langdon	45	0	1	1	143		A. Irbe (G)	41	0	0	0	2
	P. Lawless	13	0	1	1	0		M. Jokela	1	0	0	0	0
	T. Lenardon	8	1	0	1	4		D. Joslin	2	0	0	0	0
	C. Levie	9	0	1	1	13		J. LaBarbera (G)	9	0	0	0	0
	C. Maniago (G)	93	0	1	1	18		J. Labate	13	0	0	0	21
	J. McDonnell	7	0	1	1	12		E. Lack (G)	82	0	0	0	2
	B. McMillan	8	0	1	1	0		B. Leeb	4	0	0	0	2
	T. Mojzis	7	0	1	1	12		K. Lind	7	0	0	0	0
	B. Moran	3	0	1	1	2		K. Lockett (G)	55	0	0	0	8
	A. Nilsson (G)	39	0	1	1	0		<b>W. Lockwood</b>	<b>2</b>	<b>0</b>	<b>0</b>	<b>0</b>	<b>2</b>
	L. Nycholat	14	0	1	1	6		B. MacDonald	1	0	0	0	0
	S. Pronger	3	0	1	1	4		D. MacIntyre (G)	2	0	0	0	0
	B. Rafferty	3	0	1	1	0		M. Mancari	6	0	0	0	0
	D. Ratushny	1	0	1	1	2		B. Mason (G)	6	0	0	0	0
	C. Ridley (G)	96	0	1	1	13		D. McCord	3	0	0	0	6
	A. Rodin	3	0	1	1	0		E. McEneny	1	0	0	0	0
	C. Sanford (G)	35	0	1	1	4		N. McIver	18	0	0	0	59
	S. Shirokov	8	1	0	1	2		S. McKichan (G)	1	0	0	0	0
	P. Skudra (G)	46	0	1	1	2		D. McLelland (G)	2	0	0	0	0
	A. Stojanov	62	0	1	1	136		R. McVicar (G)	1	0	0	0	0
	A. Sulzer	12	0	1	1	2		M. Michaelis	15	0	0	0	2
	O. Vaananen	3	0	1	1	0		A. Michaud (G)	2	0	0	0	0
	M. Weaver	55	0	1	1	33		G. Molino	5	0	0	0	0
	J. Welsh	19	1	0	1	6		D. Morrison	8	0	0	0	0
	W. Young (G)	30	0	1	1	0		T. Moss (G)	1	0	0	0	0
	L. Zetterstrom	14	0	1	1	2		M. Noronen (G)	4	0	0	0	0
T-529	J. Andersson	4	0	0	0	0		M. Ouellet (G)	4	0	0	0	2
	J. Arbour	13	0	0	0	12		A. Raycroft (G)	21	0	0	0	4
	R. Bachman (G)	7	0	0	0	0		P. O'Neil	5	0	0	0	0
	<b>J. Bailey</b>	<b>5</b>	<b>0</b>	<b>0</b>	<b>0</b>	<b>2</b>		E. Oberg	4	0	0	0	0
	M. Bannerman (G)	1	0	0	0	0		M. Ouellet	3	0	0	0	0
	R. Bawa	2	0	0	0	0		R. Parent	4	0	0	0	0
	K. Block	1	0	0	0	0		A. Pedan	13	0	0	0	18
	L. Bolonchuk	15	0	0	0	6		P. Pelletier	3	0	0	0	0
	R. Bonni	3	0	0	0	0		J. Perrault	7	0	0	0	0
	<b>G. Brisebois</b>	<b>9</b>	<b>0</b>	<b>0</b>	<b>0</b>	<b>0</b>		S. Pinizzotto	12	0	0	0	29
	M. Brochu (G)	6	0	0	0	0		K. Primeau	2	0	0	0	4
	C. Brown	1	0	0	0	7		B. Rendulic	1	0	0	0	0
	M. Brown	16	0	0	0	77		J. Rohlicek	9	0	0	0	8
	S. Brown	12	0	0	0	8		P. Ryan	1	0	0	0	2
	B. Bullock (G)	16	0	0	0	2		D. Sabourin (G)	9	0	0	0	0
	S. Butenschon	8	0	0	0	10		Y. Sauve	8	0	0	0	0

# ALL-TIME PLAYER RECORDS

## GAMES

1	Henrik Sedin	1,330
2	Daniel Sedin	1,306
3	Trevor Linden	1,140
4	Alex Edler	925
5	Stan Smyl	896
6	Markus Naslund	884
7	Alex Burrows	822
8	Harold Snepsts	781
9	Mattias Ohlund	770
10	Dennis Kearns	677

## GOALS

1	Daniel Sedin	393
2	Markus Naslund	346
3	Trevor Linden	318
4	Stan Smyl	262
5	Pavel Bure	254
6	Tony Tanti	250
7	Henrik Sedin	240
8	Thomas Gradin	197
9	Alex Burrows	193
10	Todd Bertuzzi	188

## ASSISTS

1	Henrik Sedin	830
2	Daniel Sedin	648
3	Trevor Linden	415
4	Stan Smyl	411
5	Markus Naslund	410
6	Thomas Gradin	353
7	Alex Edler	310
8	Dennis Kearns	290
9	Andrew Boudrias	267
10	Todd Bertuzzi	261

## PENALTY MINUTES

1	Gino Odjick	2,127
2	Garth Butcher	1,668
3	Stan Smyl	1,556
4	Harold Snepsts	1,446
5	Tiger Williams	1,324
6	Donald Brashear	1,159
7	Alex Burrows	1,066
8	Dana Murzyn	900
9	Kevin Biaksa	879
10	Todd Bertuzzi	822

## GAME-WINNING GOALS

1	Daniel Sedin	86
2	Markus Naslund	49
3	Henrik Sedin	38
4	Trevor Linden	33
5	Pavel Bure	32
6	Brendan Morrison	30
7	Tony Tanti	29
8	Alex Burrows	28
9	Thomas Gradin	26
10	Ryan Kesler	25

## POWER PLAY GOALS

1	Daniel Sedin	138
2	Markus Naslund	114
3	Tony Tanti	102
4	Trevor Linden	97
5	Todd Bertuzzi	79
6	Stan Smyl	74
7	Pavel Bure	69
8	Greg Adams	65
T-9	Henrik Sedin	61
	Ryan Kesler	61

## SHORTHANDED GOALS

1	Pavel Bure	24
2	Alex Burrows	17
3	Trevor Linden	15
T-4	Stan Smyl	13
	Alex Mogilny	13
6	Petri Skriko	11
7	Ryan Kesler	10
8	Matt Cooke	8
<b>T-9</b>	<b>Bo Horvat</b>	<b>7</b>
	Henrik Sedin	7
	Thomas Gradin	7
	Brendan Morrison	7

## HAT TRICKS

T-1	Markus Naslund	10
	Tony Tanti	10
4	Pavel Bure	9
4	Stan Smyl	7
5	Daniel Sedin	6
T-6	Todd Bertuzzi	5
	Petri Skriko	5
T-8	Trevor Linden	4
	Thomas Gradin	4
	Alex Mogilny	4
	Darcy Rota	4
	Bobby Schmautz	4

## GOALTENDER

<b>Games Played</b>		
1	Kirk McLean	516
2	Roberto Luongo	448
3	Richard Brodeur	377
4	Jacob Markstrom	229
5	Dan Cloutier	208
<b>Wins</b>		
1	Roberto Luongo	252
2	Kirk McLean	211
3	Richard Brodeur	126
4	Dan Cloutier	109
5	Jacob Markstrom	76
<b>Shutouts</b>		
1	Roberto Luongo	38
2	Kirk McLean	20
3	Dan Cloutier	14
4	Gary Smith	11
5	Ryan Miller	10
<b>AVG (Min. 50 GP)</b>		
1	Cory Schneider	2.20
2	Roberto Luongo	2.36
3	Dan Cloutier	2.42
4	Eddie Lack	2.43
5	Ryan Miller	2.69

## CENTRES

Rk.	Player	G	A	PTS
1	Henrik Sedin	240	830	1,070
2	Thomas Gradin	197	353	550
T-3	Ryan Kesler	182	211	393
	Brendan Morrison	136	247	393
5	Andre Boudrias	121	267	388
6	Patrik Sundstrom	133	209	342
7	Cliff Ronning	112	216	328
<b>8</b>	<b>Bo Horvat</b>	<b>139</b>	<b>175</b>	<b>314</b>
9	Chris Oddleifson	85	180	265
10	Barry Pederson	60	137	197

## RIGHT WING

Rk.	Player	G	A	PTS
1	Trevor Linden	318	415	733
2	Stan Smyl	262	411	673
3	Pavel Bure	254	224	478
4	Tony Tanti	250	220	470
5	Todd Bertuzzi	188	261	449
6	Alex Burrows	193	191	384
7	Alex Mogilny	139	169	308
8	Dennis Ververgaert	139	165	304
9	Jannik Hansen	105	130	235
T-10	Jim Sandlak	104	117	221
	Rick Blight	96	125	221

## LEFT WING

Rk.	Player	G	A	PTS
1	Daniel Sedin	393	648	1,041
2	Markus Naslund	346	410	756
3	Don Lever	186	221	407
4	Petri Skriko	171	202	373
5	Greg G. Adams	179	190	369
6	Geoff Courtnall	102	144	246
7	Darcy Rota	120	116	236
8	Curt Fraser	92	114	206
9	Matt Cooke	83	120	203
10	Gerry O'Flaherty	98	95	193

## DEFENCEMEN

Rk.	Player	G	A	PTS
1	Alex Edler	99	310	409
2	Mattias Ohlund	93	232	325
T-3	Jyrki Lumme	83	238	321
	Dennis Kearns	31	290	321
5	Doug Lidster	65	242	307
6	Kevin Biaksa	56	185	241
7	Sami Salo	74	162	236
8	Ed Jovanovski	57	177	234
9	Rick Lanz	56	171	227
10	Kevin McCarthy	51	148	199

## ROOKIE

Rk.	Player	G	A	PTS
<b>1</b>	<b>Elias Pettersson</b>	<b>28</b>	<b>38</b>	<b>66</b>
T-2	Pavel Bure	34	26	60
	Ivan Hlinka	23	37	60
4	Trevor Linden	30	29	59
5	Dennis Ververgaert	26	31	57
T-6	Rick Blight	25	31	56
	Dale Tallon	14	42	56
<b>8</b>	<b>Brock Boeser</b>	<b>29</b>	<b>26</b>	<b>55</b>
<b>9</b>	<b>Quinn Hughes</b>	<b>8</b>	<b>48</b>	<b>56</b>
10	Dixon Ward	22	30	52

## SEASON PLAYER RECORDS

Season	Goals	Assists	Points	Season	Goals	Assists	Points
1970.71	Paiement 34	Tallon 42	Boudrias 66	1994.95	Bure 20	R. Courtnall 24	Bure 43
1971.72	Boudrias 27	Guevremont 38	Boudrias 61	1995.96	Mogilny 55	Mogilny 52	Mogilny 107
			Kurtenbach 61	1996.97	Gelinis 35	Mogilny 42	Mogilny 73
1972.73	Schmautz 38	Boudrias 40	Schmautz 71	1997.98	Bure 51	Bure 39	Bure 90
1973.74	Schmautz 26	Boudrias 59	Boudrias 75	1998.99	Naslund 36	Messier 35	Naslund 66
	Vervegaert 26			1999.00	Naslund 27	Cassels 45	Naslund 65
1974.75	Lever 38	Boudrias 62	Boudrias 78	2000.01	Naslund 41	Cassels 44	Naslund 75
1975.76	Vervegaert 37	Kearns 46	Vervegaert 71	2001.02	Naslund 40	Naslund 50	Naslund 90
		Oddleifson 46		2002.03	Naslund 48	Naslund 56	Naslund 104
1976.77	Blight 28	Kearns 55	Blight 68	2003.04	Naslund 35	Naslund 49	Naslund 84
1977.78	Walton 29	Kearns 43	Walton 66	2004.05	-	-	-
1978.79	Sedlbauer 40	Gradin 31	Sedlbauer 56	2005.06	Carter 33	H. Sedin 57	Naslund 79
		Kearns 31		2006.07	D. Sedin 36	H. Sedin 71	D. Sedin 84
1979.80	Smyl 31	Smyl 47	Smyl 78	2007.08	D. Sedin 29	H. Sedin 61	H. Sedin 76
1980.81	Williams 35	Gradin 48	Gradin 69	2008.09	D. Sedin 31	H. Sedin 60	D. Sedin 82
1981.82	Gradin 37	Gradin 49	Gradin 86	2009.10	Burrows 35	H. Sedin 83*	H. Sedin 112*
1982.83	Rota 42	Gradin 54	Smyl 88	2010.11	D. Sedin 41	H. Sedin 75	D. Sedin 104
1983.84	Tanti 45	Gradin 57	Sundstrom 91		Kesler 41		
1984.85	Tanti 39	Sundstrom 43	Sundstrom 68	2011.12	D. Sedin 30	H. Sedin 67	H. Sedin 81
1985.86	Tanti 39	Sundstrom 48	Skriko 78	2012.13	Burrows 13	H. Sedin 34	H. Sedin 45
1986.87	Tanti 41	Skriko 52	Tanti 79	2013.14	Kesler 25	H. Sedin 39	H. Sedin 50
1987.88	Tanti 40	Pederson 52	Tanti 77	2014.15	Vrbata 31	D. Sedin 56	D. Sedin 76
1988.89	Linden 30	Reinhart 50	Skriko 66	2015.16	D. Sedin 28	H. Sedin 44	D. Sedin 61
	Skriko 30			2016.17	<b>Horvat 20</b>	H. Sedin 35	<b>Horvat 52</b>
1989.90	Adams 30	Reinhart 40	Quinn 63	2017.18	<b>Boeser 29</b>	H. Sedin 47	D. Sedin 55
1990.91	Linden 33	Linden 37	Linden 70				<b>Boeser 55</b>
	Courtnall 33			2018.19	<b>Pettersson 28</b>	<b>Pettersson 38</b>	<b>Pettersson 66</b>
1991.92	Bure 34	Ronning 47	Linden 75	2019.20	<b>Miller 27</b>	<b>Miller 27</b>	<b>Miller 72</b>
1992.93	Bure 60*	Ronning 56	Bure 110		<b>Pettersson 27</b>	<b>Hughes 27</b>	
1993.94	Bure 60*	Bure 47	Bure 107	2020.21	<b>Boeser 23</b>	<b>Hughes 38</b>	<b>Boeser 49</b>

\*Club Record

## SEASON PENALTY MINUTES & GOALTENDING RECORDS

Season	Penalty Minutes	Goaltender Avg (Min. 20 GP)	Wins	Season	Penalty Minutes	Goaltender Avg (Min. 20 GP)	Wins
1970.71	Paiement 152	Hodge 3.41	Hodge 15	1996.97	Odjick 371	McLean 3.21	McLean 21
1971.72	Schella 166	Wilson 3.61	Wilson 16	1997.98	Brashear 372	Irbe 2.73	Irbe 14
1972.73	Schmautz 137	Wilson 3.94	Wilson 13	1998.99	Brashear 209	Snow 2.93	Snow 20
1973.74	Dailey 143	Smith 3.44	Smith 20	1999.00	Brashear 136	Potvin 2.59	Potvin 12
1974.75	Pratt 145	Smith 3.09	Smith 32	2000.01	Brashear 145	Essensa 2.68	Essensa 18
1975.76	Snepts 125	Lockett 3.47	Smith 20	2001.02	Cooke 111	Skudra 2.42	Cloutier 31
1976.77	Snepts 149	Maniago 3.36	Maniago 17	2002.03	Bertuzzi 144	Cloutier 2.42	Cloutier 33
1977.78	McIlhargey 172	Maniago 4.02	Maniago 10	2003.04	May 137	Cloutier 2.27	Cloutier 33
1978.79	Snepts 130	Hanlon 3.10	Hanlon 12	2004.05	-	-	-
1979.80	Smyl 204	Hanlon 3.47	Hanlon 12	2005.06	Ruutu 142	Auld 2.94	Auld 33
1980.81	Williams 343	Brodeur 3.51	Brodeur 17	2006.07	Bieksa 134	Luongo 2.29	Luongo 47*
1981.82	Williams 341	Brodeur 3.35	Brodeur 20	2007.08	Burrows 179	Luongo 2.38	Luongo 35
1982.83	Williams 265	Brodeur 3.79	Brodeur 21	2008.09	O'Brien 196	Luongo 2.34	Luongo 33
1983.84	Williams 294	Brodeur 4.01	Garrett 14	2009.10	Hordichuk 142	Raycroft 2.42	Luongo 40
1984.85	Butcher 152	Brodeur 4.67	Brodeur 16	2010.11	Torres 78	Luongo 2.11	Luongo 38
1985.86	Butcher 188	Young 3.58	Brodeur 19	2011.12	Lapierre 130	Schneider 1.96	Luongo 31
1986.87	Butcher 207	Brodeur 3.59	Brodeur 20	2012.13	Burrows 54	Schneider 2.11	Schneider 17
1987.88	Butcher 285	McLean 3.71	McLean 11	2013.14	Sestito 213	Luongo 2.38	Luongo 19
1988.89	Butcher 227	Weeks 2.98	McLean 20	2014.15	Dorsett 175	Lack 2.45	Miller 29
1989.90	Stern 208	McLean 3.47	McLean 21	2015.16	Dorsett 177	Miller 2.70	Miller 17
1990.91	Odjick 296	Gamble 3.45	Gamble 16	2016.17	Tryamkin 64	Markstrom 2.63	Miller 18
1991.92	Odjick 348	McLean 2.74	McLean 38	2017.18	Dorsett 74	Markstrom 2.71	Markstrom 23
1992.93	Odjick 370	Whitmore 3.10	McLean 28	2018.19	Russel 118	Markstrom 2.77	Markstrom 28
1993.94	Odjick 271	McLean 2.99	McLean 23	2019.20	Edler 62	Markstrom 2.75	Markstrom 23
1994.95	Murzyn 129	McLean 2.75	McLean 18	2020.21	Edler 58	Demko 2.85	Demko 16
1995.96	Odjick 181	Hirsch 2.93	Hirsch 17				

\*Club Record

# ALL-TIME PLAYER RECORDS

## GOALTENDING RECORDS

Goaltender	GPI	W-L-T	GA	AVG	SO	MINS	Goaltender	GPI	W-L-T	GA	AVG	SO	MINS
Kirk McLean	516	211-228-59	1,637	3.28	20	29,943	Charlie Hodge	35	15-13-5	112	3.42	0	1,965
Roberto Luongo	448	252-137-50	1,030	2.36	38	26,170	Curtis Sanford	35	11-11-1	74	2.69	1	1,652
Richard Brodeur	377	126-173-62	1,389	3.88	6	21,482	Kevin Weekes	31	6-15-5	81	3.19	1	1,519
Jacob Markstrom	229	99-93-27	597	2.73	5	13,106	Wendell Young	30	5-15-4	96	4.01	0	1,437
Dan Cloutier	208	109-68-24	485	2.42	14	12,012	Andrew Raycroft	21	9-5-1	39	2.42	1	967
Gary Smith	188	72-81-23	572	3.33	11	10,297	Johan Hedberg	21	8-6-2	46	2.51	3	1,098
Ryan Miller	150	64-68-16	394	2.69	10	8,797	Braden Holtby	21	7-11-3	77	3.67	0	1,260
Dunc Wilson	148	34-86-12	518	3.93	2	7,900	Bruce Bullock	16	3-9-3	74	4.79	0	927
Glen Hanlon	136	43-66-21	461	3.57	5	7,749	Sean Burke	16	2-9-4	49	3.51	0	838
Garth Snow	109	33-52-11	273	2.90	6	5,717	Ken Ellacott	12	2-3-4	41	4.47	0	551
Frank Caprice	102	31-46-11	390	4.20	1	5,566	Jacques Caron	10	2-5-1	38	4.90	0	465
Corey Hirsch	101	32-42-13	283	3.13	4	5,434	Jason LaBarbera	9	3-2-2	20	2.66	0	451
Cory Schneider	98	55-26-8	197	2.20	9	5,372	Dany Sabourin	9	2-4-1	21	2.63	0	480
Curt Ridley	96	25-44-16	328	3.81	1	5,172	Richard Bachman	7	3-4-0	22	3.18	0	415
Cesare Maniago	93	27-45-17	323	3.69	2	5,257	Bob Mason	6	2-4-0	29	4.92	0	353
Eddie Lack	82	34-30-9	188	2.43	6	4,643	Corey Schwab	6	2-1-1	16	3.57	0	269
Alex Auld	81	39-31-8	213	2.75	1	4,650	Mike Fountain	6	2-2-0	14	3.43	1	245
Kay Whitmore	74	36-28-6	244	3.41	1	4,296	Martin Brochu	6	0-3-0	15	4.16	0	216
Gary Bromley	73	25-27-14	241	3.64	3	3,976	Mika Noronen	4	1-1-0	10	3.52	0	170
<b>Thatcher Demko</b>	<b>72</b>	<b>34-31-4</b>	<b>206</b>	<b>2.93</b>	<b>1</b>	<b>4,211</b>	Maxime Ouellet	4	0-2-1	12	3.25	0	222
Troy Gamble	72	22-29-9	229	3.61	1	3,804	Rick Heinz	3	2-1-0	9	3.00	1	180
Felix Potvin	69	26-30-10	188	2.80	1	3,972	Drew MacIntyre	2	0-1-0	10	5.00	0	120
Steve Weeks	66	19-34-11	218	3.44	0	3,807	Alfie Michaud	2	0-1-0	5	4.32	0	69
John Garrett	56	22-21-5	205	4.12	1	2,987	<b>Michael DiPietro</b>	<b>2</b>	<b>0-1-0</b>	<b>8</b>	<b>7.02</b>	<b>0</b>	<b>68</b>
Ken Lockett	55	13-15-8	131	3.36	2	2,340	Louis Domingue	1	0-1-0	4	4.08	0	58
Ed Dyck	49	8-28-5	178	4.36	1	2,449	Joachim Eriksson	1	0-0-0	6	9.09	0	36
Peter Skudra	46	19-13-8	101	2.57	2	2,358	Tyler Moss	1	0-0-0	1	2.67	0	22
George Gardner	42	9-22-4	138	3.85	0	2,152	Murray Bannerman	1	0-0-0	0	0.00	0	20
Arturs Irbe	41	14-11-6	91	2.73	2	1,999	Steve McKichan	1	0-0-0	2	6.00	0	20
Bob Essensa	39	18-12-3	92	2.68	1	2,059	Rob McVicar	1	0-0-0	0	0.00	0	3
Anders Nilsson	39	10-22-5	121	3.33	2	2,182							

## CANUCKS MOST PRODUCTIVE MONTHS

Player	Month	GP	Points	Player	Month	GP	Points
Stan Smyl	Mar. 1983	16	10-21-31	Pavel Bure	Nov. 1997	13	8-13-21
Pavel Bure	Mar. 1994	16	19-11-30	Daniel Sedin	Dec. 2010	14	7-13-20
Darcy Rota	Mar. 1983	16	15-15-30	Daniel Sedin	Mar. 2007	15	9-11-20
Thomas Gradin	Mar. 1983	16	11-16-27	Alex Mogilny	Jan. 1996	12	11-9-20
Henrik Sedin	Jan. 2010	13	6-19-25	Patrik Sundstrom	Oct. 1983	12	7-13-20
Henrik Sedin	Dec. 2009	15	5-20-25	Ryan Kesler	Dec. 2010	14	9-10-19
Alex Mogilny	Feb. 1996	13	12-13-25	Henrik Sedin	Mar. 2009	15	7-12-19
Henrik Sedin	Mar. 2010	15	4-20-24	Henrik Sedin	Mar. 2007	15	2-17-19
Pavel Bure	Nov. 1992	15	16-8-24	Dan Quinn	Feb. 1990	14	13-6-19
Patrik Sundstrom	Feb. 1984	15	13-11-24	Pavel Bure	Jan. 1994	13	13-6-19
Tony Tanti	Oct. 1983	12	13-10-23	Petri Skriko	Nov. 1983	14	10-9-19
Geoff Courtnall	Nov. 1992	15	5-18-23	Greg Adams	Nov. 1987	14	9-10-19
Henrik Sedin	Dec. 2011	15	2-20-22	Todd Bertuzzi	Jan. 2002	14	7-12-19
Henrik Sedin	Dec. 2010	14	7-15-22	Barry Pederson	Nov. 1986	14	7-12-19
Daniel Sedin	Mar. 2010	15	8-14-22	Stan Smyl	Feb. 1980	12	5-14-19
Alex Burrows	Jan. 2010	13	15-7-22	<b>Elias Pettersson</b>	<b>Oct. 2019</b>	<b>12</b>	<b>4-14-18</b>
Daniel Sedin	Jan. 2010	13	6-16-22	Daniel Sedin	Nov. 2015	14	8-10-18
Daniel Sedin	Dec. 2009	15	9-13-22	Radim Vrbata	Mar. 2015	16	9-9-18
Petri Skriko	Nov. 1986	14	14-8-22	Daniel Sedin	Mar. 2009	15	5-13-18
Tony Tanti	Jan. 1988	15	13-9-22	Henrik Sedin	Oct. 2013	15	3-15-18
Pavel Bure	Jan. 1992	14	12-10-22	Daniel Sedin	Dec. 2006	13	9-9-18
Petri Skriko	Mar. 1987	12	10-12-22	Ivan Hlinka	Nov. 1982	14	8-10-18
Todd Bertuzzi	Mar. 2002	14	11-11-22	Petri Skriko	Jan. 1988	13	8-10-18
Daniel Sedin	Mar. 2011	15	9-12-21	Trevor Linden	Dec. 1995	13	7-11-18
Markus Naslund	Jan. 2002	14	8-13-21	Per-Olov Brasar	Mar. 1981	13	6-12-18
Petr Nedved	Nov. 1992	15	12-9-21	Thomas Gradin	Mar. 1982	13	6-12-18
Barry Pederson	Jan. 1988	15	5-16-21	Paul Reinhart	Oct. 1989	13	5-13-18

# ALL-TIME PENALTY SHOTS

## CANUCKS POINT STREAKS

Rank	Player	Date	GP	Points
T-1	Nedved	Nov. 19/92	Dec. 27/92	15 15-9-24
	Bertuzzi	Jan. 3/02	Feb. 4/02	15 7-12-19
3	Rota	Mar. 2/83	Mar. 29/83	14 15-15-30
T-4	Kesler	Feb. 6/10	Mar. 14/10	13 6-9-15
	Smyl	Feb. 27/83	Mar. 23/83	13 8-19-27
	Bure	Jan. 4/93	Jan. 30/93	13 12-10-22
T-7	Burrows	Dec. 31/09	Jan. 25/10	12 13-6-19
	H. Sedin	Oct. 12/13	Nov. 5/13	12 3-11-14
	Gradin	Feb. 27/83	Mar. 21/83	12 10-16-26
	Bure	Mar. 9/94	Apr. 1/94	12 16-8-24
	Smyl	Feb. 7/80	Mar. 4/80	12 5-17-22
	Bure	Feb. 8/94	Mar. 4/94	12 11-10-21
	Semenov	Nov. 6/92	Nov. 26/92	12 1-16-17
T-15	Bertuzzi	Jan. 17/03	Feb. 13/03	12 6-8-14
	D. Sedin	Feb. 12/10	Mar. 16/10	11 3-14-17
	Tanti	Oct. 5/83	Oct. 28/83	11 13-10-23
T-20	Kearns	Feb. 27/77	Mar. 20/77	11 1-19-20
	Mogilny	Nov. 3/95	Nov. 23/95	11 9-8-17
	Bubla	Oct. 12/83	Nov. 5/83	11 1-11-12
	D. Sedin	Nov. 24/10	Dec. 18/10	10 4-10-14
	Burrows	Jan. 22/11	Feb. 14/11	10 8-4-12
	H. Sedin	Dec. 22/09	Jan. 11/10	10 5-15-20
	Bure	Nov. 11/97	Dec. 1/97	10 8-8-16
	Mogilny	Jan. 22/96	Feb. 9/96	10 9-6-15

## STREAKS TO START SEASON

Rank	Player	Month	GP	Points
1	Tanti	Oct. 5/83	Oct. 28/83	11 13-10-23
2	D. Sedin	Oct. 9/10	Oct. 26/10	9 7-5-12
T-3	Linden	Oct. 9/95	Oct. 25/95	8 5-7-12
	Walton	Oct. 12/77	Oct. 29/77	8 6-6-12
5	Pederson	Oct. 6/88	Oct. 18/88	7 3-4-7
6	H. Sedin	Oct. 9/10	Oct. 19/10	6 0-9-9
7	Boudrias	Oct. 9/74	Oct. 19/74	5 0-9-9
T-8	Ververgaert	Oct. 9/74	Oct. 19/74	5 5-2-7
	Lever	Oct. 9/74	Oct. 19/74	5 3-4-7
	D. Sedin	Oct. 8/14	Oct. 21/14	5 1-7-8
T-10	D. Sedin	Oct. 5/07	Oct. 13/07	5 4-3-7
	Tanti	Oct. 11/84	Oct. 18/84	5 4-1-5
	Tannahill	Oct. 7/78	Oct. 17/78	5 2-3-5
	<b>Pettersson</b>	<b>Oct. 3/18</b>	<b>Oct. 13/18</b>	<b>5 5-3-8</b>

## CANUCKS PENALTY SHOTS (Scored on 25 of 62 opportunities)

Player	Date	Goaltender	Result	Score
Andre Boudrias	Mar. 9/73	Roger Crozier	GOAL	BUF 2 @ VAN 5
Ron Sedlbauer	Nov. 19/77	Billy Smith	no goal	VAN 2 @ NYI 9
Ron Sedlbauer	Mar. 7/78	Glen Resch	no goal	VAN 2 @ NYI 5
Ron Sedlbauer	Mar. 2/79	Greg Inness	no goal	WSH 6 @ VAN 2
Harold Snepsts	Feb. 2/80	Gilles Meloche	GOAL	VAN 5 @ MIN 4
Thomas Gradin	Feb. 11/82	Gilles Gilbert	GOAL	VAN 4 @ DET 4
Ivan Hlinka	Feb. 11/82	Gilles Gilbert	GOAL	VAN 4 @ DET 4
Stan Smyl	Jan. 16/87	Mike Vernon	GOAL	CGY 5 @ VAN 9
Greg Adams	Jan. 7/88	Alain Chervier	no goal	VAN 6 @ NJ 3
Greg Adams	Jan. 9/89	Alan Bester	no goal	VAN 0 @ TOR 3
Greg Adams	Dec. 10/89	Jacques Cloutier	no goal	VAN 1 @ CHI 7
Gino Odjick	Oct. 19/91	Mike Vernon	GOAL	CGY 2 @ VAN 5
Greg Adams	Dec. 1/91	Bill Ranford	no goal	VAN 0 @ EDM 7
Greg Adams	Jan. 25/92	Curtis Joseph	no goal	VAN 1 @ STL 0
Pavel Bure	Feb. 17/92	John Vanbiesbrouck	no goal	VAN 3 @ NYR 3
Pavel Bure	Feb. 28/92	Rick Tabaracci	GOAL	WPG 3 @ VAN 5
Pavel Bure	Oct. 6/93	Kelly Hrudey	no goal	VAN 5 @ LA 2
Geoff Courttnall	Mar. 21/95	Damian Rhodes	no goal	TOR 1 @ VAN 3
Mike Sillinger	Jan. 14/97	Mark Fitzpatrick	GOAL	FLA 4 @ VAN 4
Pavel Bure	Nov. 12/97	Mike Vernon	GOAL	VAN 5 @ SJ 2
Alex Mogilny	Dec. 1/97	Chris Osgood	GOAL	DET 3 @ VAN 3
Pavel Bure	Jan. 26/98	Nikolai Khabibulin	GOAL	VAN 2 @ PHX 4
Pavel Bure	Feb. 28/98	Damian Rhodes	GOAL	OTT 4 @ VAN 6
Markus Naslund	Dec. 19/98	Mike Dunham	GOAL	NSH 6 @ VAN 4
Andrew Cassels	Nov. 30/99	Patrick Roy	no goal	COL 4 @ VAN 2
Andrew Cassels	Mar. 18/01	Norm Maracle	no goal	VAN 5 @ ATL 3
Markus Naslund	Oct. 18/01	Curtis Joseph	GOAL	TOR 6 @ VAN 5
Markus Naslund	Mar. 21/02	Chris Osgood	no goal	VAN 2 @ NYI 3
Daniel Sedin	Jan. 17/04	Jean-Sebastien Giguere	no goal	ANA 2 @ VAN 1
Jarkko Ruutu	Feb. 13/04	Pasi Nurminen	no goal	ATL 4 @ VAN 1
Trevor Linden	Nov. 20/05	Ilya Bryzgalov	GOAL	VAN 3 @ ANA 2
Alex Burrows	Jan. 5/06	Craig Anderson	no goal	VAN 3 @ CHI 2
Jarkko Ruutu	Jan. 5/06	Craig Anderson	GOAL	VAN 3 @ CHI 2
Alex Burrows	Feb. 3/06	Miikka Kiprusoff	no goal	VAN 3 @ CGY 1
Daniel Sedin	Mar. 8/07	Curtis Joseph	no goal	VAN 4 @ PHX 2
Henrik Sedin	Nov. 27/07	Jonas Hiller	no goal	ANA 0 @ VAN 4
Markus Naslund	Feb. 13/08	Tomas Vokoun	no goal	VAN 3 @ FLA 4
Daniel Sedin	Feb. 10/08	Nikolai Khabibulin	no goal	CHI 2 @ VAN 3
Markus Naslund	Mar. 15/08	Marty Turco	no goal	VAN 4 @ DAL 3
Taylor Pyatt	Nov. 12/08	Peter Budaj	GOAL	COL 2 @ VAN 1
Pavol Demitra	Mar. 27/09	Andrew Raycroft	no goal	VAN 4 @ COL 1
Mason Raymond	Jan. 7/10	Ilya Bryzgalov	no goal	PHX 0 @ VAN 4
Henrik Sedin	Nov. 1/10	Martin Brodeur	GOAL	NJ 0 @ VAN 3
Alex Burrows	Mar. 8/11	Ilya Bryzgalov	no goal	VAN 4 @ PHX 3 (OT)
Daniel Sedin	Mar. 25/11	Chris Mason	no goal	VAN 3 @ ATL 1



# CANUCKS PENALTY SHOTS

Zack Kassian	Mar. 6/12	Richard Bachman	no goal	DAL	5	@	VAN	2
David Booth	Apr. 3/12	Jonas Hiller	no goal	ANA	4	@	VAN	5 (SO)
Alex Burrows	Jan. 25/13	Jonas Hiller	no goal	VAN	5	@	ANA	0
Henrik Sedin	Mar. 14/13	Chris Mason	GOAL	NSH	4	@	VAN	7
Jannik Hansen	Mar. 16/13	Jimmy Howard	no goal	DET	5	@	VAN	2
Jannik Hansen	Nov. 22/13	Sergei Bobrovsky	no goal	CBJ	2	@	VAN	6
David Booth	Feb. 3/14	Jimmy Howard	no goal	VAN	0	@	DET	2
Alex Burrows	Oct. 29/15	Antti Niemi	GOAL	VAN	3	@	DAL	4
Radim Vrbata	Nov. 22/15	Cory Schneider	no goal	NJ	3	@	VAN	2
Ben Hutton	Nov. 17/16	Louis Domingue	GOAL	ARI	2	@	VAN	3
<b>Brandon Sutter</b>	<b>Jan. 4/17</b>	<b>Mike Smith</b>	<b>GOAL</b>	<b>ARI</b>	<b>0</b>	@	<b>VAN</b>	<b>3</b>
<b>Brandon Sutter</b>	<b>Nov. 14/17</b>	<b>Jonathan Quick</b>	<b>no goal</b>	<b>VAN</b>	<b>3</b>	@	<b>LAK</b>	<b>2</b>
Darren Archibald	Mar. 5/18	Jaroslav Halak	GOAL	NYI	3	@	VAN	4 (OT)
Antoine Roussel	Oct. 13/18	<b>James Reimer</b>	<b>GOAL</b>	<b>VAN</b>	<b>3</b>	@	<b>FLA</b>	<b>2</b>
<b>Elias Pettersson</b>	<b>Dec. 6/18</b>	<b>Pekka Rinne</b>	<b>GOAL</b>	<b>NSH</b>	<b>3</b>	@	<b>VAN</b>	<b>5</b>
<b>Bo Horvat</b>	<b>Feb. 5/19</b>	<b>Braden Holtby</b>	<b>no goal</b>	<b>VAN</b>	<b>2</b>	@	<b>WSH</b>	<b>3</b>
<b>Elias Pettersson</b>	<b>Mar. 17/19</b>	<b>Anton Khudobin</b>	<b>no goal</b>	<b>VAN</b>	<b>3</b>	@	<b>DAL</b>	<b>2 (SO)</b>

## OPPOSITION PENALTY SHOTS (Scored on 23 of 68 opportunities)

Player	Date	Goaltender	Result	Score
P. Andrea	Nov. 5/70	Dunc Wilson	NO GOAL	VAN 4 @ BUF 1
G. Charron	Feb. 29/72	Ed Dycck	NO GOAL	VAN 2 @ DET 8
S. Atkinson	Feb. 1/75	Ken Lockett	goal	WSH 2 @ VAN 5
D. Murdoch	Nov. 3/76	Curt Ridley	goal	NYR 6 @ VAN 1
D. Savard	Jan. 10/82	Richard Brodeur	NO GOAL	VAN 2 @ CHI 3
B. Propp	Jan. 4/83	Ken Ellacott	goal	VAN 1 @ PHI 4
W. Gretzky	Jan. 19/83	Richard Brodeur	goal	VAN 4 @ EDM 9
B. Ashton	Dec. 11/88	Kirk McLean	goal	WPG 6 @ VAN 8
J. Nieuwendyk	Dec. 16/88	Steve Weeks	goal	CGY 5 @ VAN 3
M. Donnelly	Nov. 12/92	Kirk McLean	goal	VAN 4 @ LAK 7
A. Kovalenko	Dec. 4/93	Kirk McLean	goal	VAN 1 @ QUE 3
B. Gilchrist	Jan. 27/94	Kirk McLean	NO GOAL	DAL 3 @ VAN 2
R. Niedermayer	Mar. 13/97	Corey Hirsch	NO GOAL	VAN 4 @ FLA 5
H. Dominichelli	Feb. 27/98	Arturs Irbe	goal	VAN 4 @ CGY 4
O. Nolan	Dec. 26/98	Garth Snow	NO GOAL	VAN 0 @ SJS 2
M. Rucinsky	Jan. 2/99	Corey Hirsch	NO GOAL	MTL 2 @ VAN 1
P. Kariya	Feb. 20/99	Corey Hirsch	goal	ANA 5 @ VAN 1
M. Sushinsky	Nov. 26/00	Felix Potvin	NO GOAL	VAN 2 @ MIN 4
B. Hull	Jan. 22/01	Felix Potvin	NO GOAL	VAN 1 @ DAL 2
D. Bylsma	Dec. 12/01	Dan Cloutier	NO GOAL	VAN 1 @ ANA 0
S. Roest	Mar. 2/02	Dan Cloutier	goal	MIN 3 @ VAN 6
M. Sillinger	Mar. 14/02	Dan Cloutier	NO GOAL	VAN 5 @ CBJ 1
B. Morrow	Nov. 6/02	Dan Cloutier	goal	VAN 0 @ DAL 4
T. Holmstrom	Jan. 19/03	Dan Cloutier	NO GOAL	VAN 4 @ DET 1
A. Laaksonen	Oct. 18/03	Johan Hedberg	NO GOAL	VAN 2 @ MIN 2
E. Nickulas	Nov. 6/03	Dan Cloutier	NO GOAL	VAN 2 @ STL 3
O. Saprykin	Oct. 26/03	Dan Cloutier	NO GOAL	VAN 2 @ CGY 0
J. Iginla	Jan. 3/04	Alex Auld	NO GOAL	VAN 3 @ CGY 1
A. Laaksonen	Feb. 19/04	Dan Cloutier	goal	VAN 2 @ MIN 6
P. Demitra	Feb. 28/04	Johan Hedberg	NO GOAL	STL 0 @ VAN 2
P.M. Bouchard	Oct. 12/05	Dan Cloutier	goal	VAN 0 @ MIN 6
C. Kobasew	Nov. 7/05	Alex Auld	NO GOAL	VAN 3 @ CGY 4
S. Doan	Nov. 26/05	Alex Auld	NO GOAL	VAN 1 @ PHX 2
R. Nash	Feb. 6/06	Alex Auld	NO GOAL	CBJ 4 @ VAN 7
B. Rolston	Nov. 2/06	Roberto Luongo	goal	VAN 2 @ MIN 5
E. Staal	Dec. 8/06	Roberto Luongo	NO GOAL	CAR 3 @ VAN 4
S. Crosby	Dec. 8/07	Roberto Luongo	NO GOAL	PIT 2 @ VAN 1
M. Nylander	Oct. 13/08	Roberto Luongo	goal	VAN 1 @ WSH 5
S. Gagner	Oct. 25/08	Roberto Luongo	NO GOAL	EDM 3 @ VAN 6
A. Frolov	Oct. 30/08	Roberto Luongo	NO GOAL	VAN 4 @ LAK 0
P. Sharp	Mar. 29/09	Roberto Luongo	NO GOAL	VAN 4 @ CHI 0
A. Semin	Dec. 18/09	Roberto Luongo	NO GOAL	WSH 2 @ VAN 3
M. Paajarvi	Dec. 12/10	Roberto Luongo	NO GOAL	VAN 2 @ EDM 1
J. Neal	Dec. 31/10	Cory Schneider	NO GOAL	VAN 4 @ DAL 1
K. Porter	Jan. 18/11	Roberto Luongo	NO GOAL	VAN 3 @ COL 4
T. Hartikainen	Apr. 2/11	Cory Schneider	NO GOAL	EDM 4 @ VAN 1
M. Mayorov	Oct. 10/11	Cory Schneider	NO GOAL	VAN 3 @ CBJ 2
M. Knuble	Oct. 29/11	Roberto Luongo	goal	WSH 4 @ VAN 7
D. Paille	Jan. 7/12	Cory Schneider	NO GOAL	VAN 4 @ BOS 3
M. Ribeiro	Mar. 22/12	Cory Schneider	NO GOAL	VAN 2 @ DAL 1
T. Hall	Feb. 4/13	Roberto Luongo	NO GOAL	VAN 3 @ EDM 2 (OT)

# CANUCKS SHUTOUTS

M. Pacioretty	Oct. 12/13	Roberto Luongo	NO GOAL	MTL	4	@	VAN	1
B. Sutter	Oct. 19/13	Roberto Luongo	NO GOAL	VAN	3	@	PIT	4
A. Ovechkin	Oct. 28/13	Roberto Luongo	NO GOAL	WSH	2	@	VAN	3
M. Pacioretty	Feb. 6/14	Roberto Luongo	NO GOAL	VAN	2	@	MTL	5
M. Pacioretty	Feb. 6/14	Roberto Luongo	NO GOAL	VAN	2	@	MTL	5
E. Kane	Mar. 12/14	Eddie Lack	NO GOAL	VAN	3	@	WPG	2
M. St. Louis	Dec. 13/14	Ryan Miller	NO GOAL	NYR	5	@	VAN	1
J. Pavelski	Dec. 30/14	Ryan Miller	NO GOAL	VAN	3	@	SJS	1
J. Thornton	Dec. 30/14	Ryan Miller	goal	VAN	3	@	SJS	1
P. Kessel	Mar. 14/15	Eddie Lack	goal	TOR	1	@	VAN	4
Michael Grabner	Nov. 14/15	Ryan Miller	NO GOAL	VAN	2	@	TOR	4
Dan Boyle	Dec. 9/15	Ryan Miller	goal	NYR	1	@	VAN	2
Chris Tierney	Mar. 2/17	Ryan Miller	NO GOAL	VAN	1	@	SJS	3
Max Domi	Apr. 6/17	Ryan Miller	NO GOAL	VAN	3	@	ARI	4
Chris Tierney	Nov. 11/17	Jacob Markstrom	goal	VAN	0	@	SJS	3
Cory Conacher	Feb. 3/18	Jacob Markstrom	goal	TBL	4	@	VAN	2
Sam Steel	Mar. 26/19	Jacob Markstrom	goal	ANA	5	@	VAN	4
A. Formenton	Apr. 24/21	Braden Holtby	NO GOAL	OTT	2	@	VAN	4
C. McDavid	May 6/21	<b>Thatcher Demko</b>	NO GOAL	VAN	6	@	EDM	3

## CANUCKS SHUTOUTS

No.	Date	Opponent	Score	Goaltender	No.	Date	Opponent	Score	Goaltender
<b>1971.72</b>					<b>1985.86</b>				
1	Oct. 27	@ Toronto	0-0	Dunc Wilson	34	Oct. 23	@ Detroit	5-0	Richard Brodeur
<b>1972.73</b>					<b>1986.87</b>				
2	Jan. 9	St. Louis	3-0	Dunc Wilson	35	Nov. 11	Detroit	5-0	Richard Brodeur
3	Feb. 16	Atlanta	5-0	Ed Dyck	<b>1987.88</b>				
<b>1973.74</b>					36	Nov. 18	Calgary	5-0	Richard Brodeur
4	Oct. 23	Atlanta	3-0	Gary Smith	<b>1988.89</b>				
5	Mar. 15	Atlanta	3-0	Gary Smith	37	Feb. 17	Pittsburgh	5-0	Kirk McLean
6	Mar. 31	California	7-0	Gary Smith	<b>1989.90</b>				
<b>1974.75</b>					38	Oct. 19	@ New Jersey	4-0	Kirk McLean
7	Oct. 20	@ NY Rangers	1-0	Gary Smith	39	Feb. 21	St. Louis	2-0	Kirk McLean
8	Oct. 29	Detroit	7-0	Gary Smith	40	Mar. 8	Winnipeg	3-0	Kirk McLean
9	Nov. 12	Chicago	1-0	Gary Smith	41	Mar. 16	Edmonton	3-0	Kirk McLean
10	Nov. 30	NY Islanders	3-0	Gary Smith	<b>1990.91</b>				
11	Dec. 10	California	3-0	Gary Smith	42	Oct. 12	St. Louis	4-0	Troy Gamble
12	Feb. 11	Kansas City	4-0	Gary Smith	<b>1991.92</b>				
13	Apr. 1	California	7-0	Ken Lockett	43	Nov. 10	NY Islanders	6-0	Kirk McLean
14	Apr. 2	@ California	3-0	Ken Lockett	44	Nov. 16	San Jose	1-0	Kirk McLean
<b>1975.76</b>					45	Dec. 4	@ Montreal	3-0	Kirk McLean
15	Nov. 25	Buffalo	4-0	Gary Smith	46	Jan. 25	@ St. Louis	1-0 OT	Kirk McLean
16	Feb. 20	Minnesota	7-0	Gary Smith	47	Mar. 1	Calgary	11-0	Kirk McLean
17	Apr. 2	@ California	5-0	Curt Ridley	<b>1992.93</b>				
<b>1976.77</b>					48	Nov. 21	Edmonton	9-0	Kirk McLean
18	Mar. 10	Chicago	5-0	Cesare Maniago	49	Dec. 31	Los Angeles	4-0	Kirk McLean
<b>1977.78</b>					50	Jan. 4	Tampa Bay	7-0	Kirk McLean
19	Nov. 20	@ NY Rangers	3-0	Cesare Maniago	51	Apr. 4	@ Ottawa	3-0	Kay Whitmore
<b>1978.79</b>					<b>1993.94</b>				
20	Nov. 1	@ Chicago	1-0	Glen Hanlon	52	Nov. 10	Los Angeles	4-0	Kirk McLean
21	Dec. 5	Atlanta	3-0	Glen Hanlon	53	Nov. 16	St. Louis	3-0	Kirk McLean
22	Dec. 23	Los Angeles	2-0	Glen Hanlon	54	Mar. 3	@ St. Louis	4-0	Kirk McLean
23	Feb. 22	Colorado	3-0	Gary Bromley	<b>1994.95</b>				
24	Mar. 31	@ Colorado	2-0	Gary Bromley	55	Apr. 11	Anaheim	5-0	Kirk McLean
<b>1979.80</b>					<b>1995.96</b>				
25	Apr. 1	Edmonton	5-0	Gary Bromley	56	Jan. 15	@ Boston	6-0	Corey Hirsch
<b>1980.81</b>					57	Mar. 3	@ Buffalo	3-0	Kirk McLean
26	Mar. 1	Hartford	3-0	Glen Hanlon	58	Apr. 13	Calgary	5-0	Kirk McLean
<b>1981.82</b>					<b>1996.97</b>				
27	Oct. 28	Washington	3-0	Richard Brodeur	59	Nov. 14	@ New Jersey	3-0	Mike Fountain
28	Dec. 2	Minnesota	5-0	Glen Hanlon	60	Nov. 19	Dallas	2-0	Corey Hirsch
29	Mar. 28	Winnipeg	5-0	Rick Heinz	61	Dec. 15	@ St. Louis	8-0	Corey Hirsch
30	Apr. 3	@ Los Angeles	6-0	Richard Brodeur	<b>1997.98</b>				
<b>1982.83</b>					62	Oct. 13	Edmonton	3-0	Kirk McLean
31	Mar. 2	@ Winnipeg	3-0	John Garrett	63	Dec. 15	Los Angeles	7-0	Arturs Irbe
<b>1983.84</b>					64	Dec. 18	@ San Jose	0-0 OT	Arturs Irbe
32	Jan. 15	Hartford	5-0	Frank Caprice	<b>1998.99</b>				
33	Jan. 27	Philadelphia	4-0	Richard Brodeur	65	Oct. 23	@ Florida	5-0	Garth Snow
					66	Nov. 19	@ Colorado	5-0	Garth Snow

# CANUCKS / OPPONENT SHUTOUTS

67	Jan. 10	Dallas	2-0	Corey Hirsch	120	Feb. 11	@ Florida	3-0	Roberto Luongo
68	Feb. 26	Carolina	1-0	Garth Snow	<b>2010.11</b>				
69	Mar. 11	@ Phoenix	3-0	Garth Snow	121	Nov. 1	New Jersey	3-0	Roberto Luongo
70	Mar. 29	Phoenix	1-0	Garth Snow	122	Dec. 3	@ Chicago	3-0	Roberto Luongo
71	Apr. 12	@ Calgary	2-0	Garth Snow	123	Feb. 2	@ Phoenix	6-0	Roberto Luongo
<b>1999.00</b>					124	Mar. 6	@ Anaheim	3-0	Cory Schneider
72	Oct. 24	@ NY Rangers	3-0	Kevin Weekes	125	Apr. 7	Minnesota	5-0	Roberto Luongo
<b>2000.01</b>					<b>2011.12</b>				
73	Oct. 14	Buffalo	4-0	Felix Potvin	126	Nov. 23	@ Colorado	3-0	Cory Schneider
74	Feb. 8	San Jose	0-0 OT	Bob Essensa	127	Nov. 25	@ Phoenix	5-0	Cory Schneider
<b>2001.02</b>					128	Dec. 6	Colorado	6-0	Roberto Luongo/ Cory Schneider*
75	Oct. 13	Colorado	4-0	Dan Cloutier	129	Dec. 19	Minnesota	4-0	Roberto Luongo
76	Nov. 1	Montreal	4-0	Dan Cloutier	130	Jan. 4	Minnesota	3-0	Roberto Luongo
77	Nov. 11	@ Minnesota	5-0	Dan Cloutier	131	Mar. 1	St. Louis	2-0	Roberto Luongo
78	Dec. 12	@ Anaheim	1-0	Dan Cloutier	132	Mar. 26	Los Angeles	1-0 SO	Roberto Luongo
79	Dec. 15	Detroit	3-0	Dan Cloutier	133	Mar. 28	Colorado	1-0	Cory Schneider
80	Jan. 26	@ Calgary	2-0	Peter Skudra	134	Apr. 7	Edmonton	3-0	Roberto Luongo
81	Mar. 12	@ Nashville	5-0	Dan Cloutier	<b>2012.13</b>				
82	Mar. 26	Los Angeles	4-0	Dan Cloutier	135	Jan. 25	@ Anaheim	5-0	Cory Schneider
<b>2002.03</b>					136	Jan. 30	Colorado	3-0	Roberto Luongo
83	Oct. 10	@ Calgary	3-0	Dan Cloutier	137	Feb. 22	@ Nashville	1-0	Roberto Luongo
84	Jan. 26	Phoenix	1-0	Peter Skudra	138	Mar. 23	@ Los Angeles	1-0	Cory Schneider
85	Feb. 25	Atlanta	8-0	Dan Cloutier	139	Mar. 26	Columbus	1-0	Cory Schneider
86	Mar. 23	Washington	6-0	Alex Auld	140	Apr. 4	Edmonton	4-0	Cory Schneider
<b>2003.04</b>					141	Apr. 8	Phoenix	2-0	Cory Schneider
87	Oct. 11	Edmonton	3-0	Johan Hedberg	<b>2013.14</b>				
88	Dec. 20	@ Edmonton	3-0	Dan Cloutier	142	Oct. 17	@ Buffalo	3-0	Roberto Luongo
89	Dec. 26	@ Calgary	2-0	Dan Cloutier	143	Nov. 2	Toronto	4-0	Roberto Luongo
90	Feb. 5	@ New Jersey	4-0	Dan Cloutier	144	Dec. 9	Carolina	2-0	Eddie Lack
91	Feb. 16	@ Colorado	1-0	Dan Cloutier	145	Dec. 13	Edmonton	4-0	Roberto Luongo
92	Feb. 28	St. Louis	2-0	Johan Hedberg	146	Dec. 29	@ Calgary	2-0	Eddie Lack
93	Mar. 6	@ Columbus	4-0	Johan Hedberg	147	Feb. 26	St. Louis	1-0	Eddie Lack
94	Mar. 24	Los Angeles	1-0	Dan Cloutier	148	Mar. 19	Nashville	2-0	Eddie Lack
<b>2004.05</b>					<b>2014.15</b>				
Work stoppage									
<b>2006.07</b>					149	Oct. 17	@ Edmonton	2-0	Ryan Miller
95	Oct. 25	@ Chicago	5-0	Roberto Luongo	150	Nov. 25	New Jersey	2-0	Ryan Miller
96	Nov. 28	Columbus	1-0	Roberto Luongo	151	Nov. 28	@ Columbus	5-0	Ryan Miller
97	Jan. 16	@ Montreal	4-0	Roberto Luongo	152	Dec. 4	@ Pittsburgh	3-0	Eddie Lack
98	Mar. 21	Nashville	2-0	Roberto Luongo	153	Jan. 15	@ Philadelphia	4-0	Ryan Miller
99	Mar. 27	@ Colorado	3-0	Roberto Luongo	154	Jan. 16	@ Carolina	3-0	Ryan Miller
<b>2007.08</b>					155	Feb. 7	Pittsburgh	5-0	Ryan Miller
100	Nov. 14	@ Edmonton	0-1 SO	Roberto Luongo	156	Feb. 22	@ NY Islanders	4-0	Ryan Miller
101	Nov. 25	Chicago	2-0	Roberto Luongo	/Eddie Lack*				
102	Nov. 27	Anaheim	4-0	Roberto Luongo	157	Apr. 9	Arizona	5-0	Eddie Lack
103	Nov. 29	Columbus	2-0	Roberto Luongo	<b>2015.16</b>				
104	Dec. 18	New Jersey	5-0	Roberto Luongo	158	Oct. 13	@ Los Angeles	3-0	Ryan Miller
105	Jan. 3	NY Rangers	3-0	Roberto Luongo	<b>2016.17</b>				
<b>2008.09</b>					159	Jan. 4	Arizona	3-0	Ryan Miller
106	Oct. 9	Calgary	6-0	Roberto Luongo	160	Jan. 17	Nashville	1-0	Ryan Miller
107	Oct. 30	@ Los Angeles	4-0	Roberto Luongo	161	Feb. 9	@ Columbus	3-0	Ryan Miller
108	Nov. 4	Nashville	4-0	Roberto Luongo	<b>2017.18</b>				
109	Nov. 6	Phoenix	1-0	Roberto Luongo	162	Oct. 17	@ Ottawa	3-0	Anders Nilsson
110	Nov. 8	Minnesota	2-0	Roberto Luongo	163	Oct. 24	@ Minnesota	1-0	Anders Nilsson
111	Dec. 28	Ottawa	3-0	Curtis Sanford	164	Dec. 5	Carolina	3-0	Jacob Markstrom
112	Mar. 19	St. Louis	3-0	Roberto Luongo	165	Feb. 11	@ Dallas	6-0	Jacob Markstrom
113	Mar. 29	@ Chicago	4-0	Roberto Luongo	<b>2018.19</b>				
114	Apr. 9	Los Angeles	1-0	Roberto Luongo	166	Feb. 26	Anaheim	4-0	Jacob Markstrom
115	Apr. 11	@ Colorado	1-0 OT	Roberto Luongo	<b>2019.20</b>				
<b>2009.10</b>					167	Dec. 12	Carolina	1-0	Jacob Markstrom
116	Oct. 25	Edmonton	2-0	Roberto Luongo	168	Feb. 12	Chicago	3-0	Jacob Markstrom
117	Nov. 1	Colorado	3-0	Andrew Raycroft	<b>2020.21</b>				
118	Dec. 3	@ Philadelphia	3-0	Roberto Luongo	170	Mar. 1	@ Winnipeg	4-0	Thatcher Demko
119	Jan. 7	Phoenix	4-0	Roberto Luongo					

No shutouts were recorded by the Canucks in the following seasons: 1970.71, 1984.85, 1989.90 and 2005.06.

\*A shared shutout does not count towards an individual's total career shutouts

# OPPONENT SHUTOUTS

No.	Date	Opponent	Score	Goaltender	No.	Date	Opponent	Score	Goaltender
<b>1971.72</b>					<b>1985.86</b>				
1	Oct. 20	@ Minnesota	0-7	Cesare Maniago	56	Nov. 8	@ Edmonton	0-13	Andy Moog
2	Oct. 22	Montreal	0-6	Ken Dryden	57	Nov. 20	@ Chicago	0-2	Murray Bannerman
3	Oct. 27	@ Toronto	0-0	Bernie Parent	58	Dec. 2	@ Montreal	0-7	Doug Soetaert
4	Nov. 17	@ Chicago	0-3	Tony Esposito	59	Jan. 5	@ Winnipeg	0-4	Dan Bouchard
5	Nov. 18	@ Boston	0-5	Ed Johnston	60	Feb. 11	@ NY Islanders	0-1	Billy Smith
6	Dec. 4	@ Montreal	0-7	Ken Dryden	61	Feb. 21	Calgary	0-4	Mike Vernon
7	Dec. 22	@ Detroit	0-3	Al Smith	<b>1986.87</b>				
8	Jan. 20	@ Buffalo	0-1	Roger Crozier	62	Jan. 14	@ Los Angeles	0-4	Roland Melanson
9	Jan. 27	@ Chicago	0-4	Tony Esposito	63	Jan. 23	Pittsburgh	0-6	Meloche/Romano
10	Jan. 30	California	0-2	Gilles Meloche	64	Feb. 24	@ Calgary	0-2	Reggie Lemelin
11	Feb. 24	@ Detroit	0-2	Al Smith	<b>1987.88</b>				
12	Mar. 4	@ Montreal	0-5	Ken Dryden	65	Feb. 19	Toronto	0-5	Ken Wreggett
<b>1972.73</b>					66	Feb. 28	Los Angeles	0-2	Glenn Healy
13	Oct. 19	@ Buffalo	0-6	Roger Crozier	<b>1988.89</b>				
14	Oct. 24	Pittsburgh	0-4	Denis Herron	67	Dec. 15	@ Calgary	0-2	Rick Wamsley
15	Jan. 14	Montreal	0-3	Wayne Thomas	68	Jan. 1	Montreal	0-4	Patrick Roy
16	Jan. 19	Los Angeles	0-4	Gary Edwards	69	Jan. 9	@ Toronto	0-3	Allan Bester
17	Mar. 22	@ Philadelphia	0-9	Doug Favell	70	Mar. 5	@ Washington	0-3	Don Beaupre
<b>1973.74</b>					<b>1989.90</b>				
18	Oct. 17	@ Chicago	0-5	Tony Esposito	71	Jan. 16	@ NY Islanders	0-3	Glenn Healy
19	Nov. 9	Chicago	0-4	Tony Esposito	72	Mar. 13	Hartford	0-1	Peter Sidorkiewicz
20	Nov. 25	@ NY Rangers	0-5	Ed Giacomin	<b>1990.91</b>				
21	Dec. 7	Atlanta	0-2	Dan Bouchard	73	Oct. 23	@ Detroit	0-6	Tim Cheveldae
22	Mar. 23	@ Los Angeles	0-5	Gary Edwards	74	Nov. 11	@ Philadelphia	0-2	Pete Peeters
<b>1974.75</b>					75	Jan. 28	Chicago	0-1	Ed Belfour
23	Jan. 1	Philadelphia	0-2	Bernie Parent	76	Feb. 10	@ New Jersey	0-2	Chris Terreri
24	Mar. 19	@ NY Rangers	0-3	Ed Giacomin	77	Mar. 3	@ Chicago	0-8	Ed Belfour
<b>1975.76</b>					<b>1991.92</b>				
25	Oct. 12	@ Chicago	0-3	Tony Esposito	78	Dec. 1	@ Edmonton	0-7	Bill Ranford
<b>1976.77</b>					79	Dec. 3	@ Quebec	0-3	Ron Tugnutt
26	Oct. 9	@ Montreal	0-3	Ken Dryden	<b>1992.93</b>				
27	Oct. 20	@ Buffalo	0-4	Gerry Desjardins	80	Feb. 15	@ Los Angeles	0-3	Kelly Hrudey
28	Nov. 13	Toronto	0-3	Mike Palmateer	<b>1993.94</b>				
29	Jan. 19	Pittsburgh	0-3	Dunc Wilson	81	Feb. 4	@ Anaheim	0-3	Guy Herbert
30	Feb. 9	@ Montreal	0-6	Ken Dryden	<b>1994.95</b>				
31	Feb. 21	St. Louis	0-4	Eddie Johnston	82	Mar. 26	@ Calgary	0-2	Trevor Kidd
32	Feb. 26	@ Minnesota	0-3	Pete Lopresti	<b>1995.96</b>				
<b>1977.78</b>					83	Dec. 23	Detroit	0-1	Mike Vernon
33	Nov. 29	Philadelphia	0-3	Bernie Parent	84	Jan. 16	@ Hartford	0-3	Sean Burke
34	Dec. 11	@ Buffalo	0-3	Don Edwards	85	Mar. 12	@ Washington	0-9	Jim Carey
<b>1978.79</b>					86	Mar. 15	@ Ottawa	0-2	Damen Rhodes
35	Nov. 12	Philadelphia	0-4	Bernie Parent	87	Mar. 23	Calgary	0-4	Trevor Kidd
36	Dec. 30	@ Los Angeles	0-4	Mario Lessard	88	Apr. 8	@ Anaheim	0-2	Guy Hebert
37	Jan. 2	@ NY Islanders	0-9	Chico Resch	<b>1996.97</b>				
38	Jan. 6	@ Montreal	0-2	Ken Dryden	89	Oct. 6	@ Edmonton	0-2	Curtis Joseph
39	Jan. 24	Chicago	0-5	Tony Esposito	90	Dec. 23	Edmonton	0-7	Bob Essensa
40	Feb. 26	@ Los Angeles	0-2	Mario Lessard	91	Jan. 25	@ Phoenix	0-4	Nikolai Khabibulin
41	Mar. 7	@ Toronto	0-2	Mike Palmateer	92	Feb. 1	@ Calgary	0-3	Trevor Kidd
42	Mar. 29	@ Philadelphia	0-5	Robbie Moore	93	Feb. 22	@ Los Angeles	0-4	Stephane Fiset
<b>1979.80</b>					94	Mar. 1	Los Angeles	0-3	Stephane Fiset
43	Oct. 20	@ Toronto	0-2	Mike Palmateer	<b>1997.98</b>				
44	Jan. 8	@ NY Islanders	0-3	Chico Resch	95	Oct. 17	Boston	0-2	Jim Carey
45	Feb. 3	@ Buffalo	0-3	Bob Sauve	96	Oct. 29	@ Chicago	0-3	Chris Terreri
<b>1981.82</b>					97	Dec. 18	@ San Jose	0-0 OT	Mike Vernon
46	Dec. 19	@ St. Louis	0-5	Mike Liut	98	Dec. 20	Chicago	0-5	Jeff Hackett
<b>1982.83</b>					99	Dec. 31	Philadelphia	0-8	Ron Hexall
47	Feb. 24	@ Los Angeles	0-8	Markus Mattsson	100	Jan. 14	@ Detroit	0-4	Chris Osgood
<b>1983.84</b>					101	Mar. 9	St. Louis	0-4	Jamie McLennan
48	Jan. 7	@ Minnesota	0-2	Gilles Meloche	102	Apr. 15	Los Angeles	0-2	Jamie Storr
49	Jan. 8	@ Chicago	0-2	Murray Bannerman	<b>1998.99</b>				
50	Jan. 10	@ St. Louis	0-2	Mike Liut	103	Dec. 12	@ Los Angeles	0-3	Stephane Fiset
<b>1984.85</b>					104	Dec. 26	@ San Jose	0-2	Steve Shields
51	Oct. 30	@ Edmonton	0-7	Andy Moog	105	Dec. 27	@ Edmonton	0-3	M. Shatalenkov
52	Nov. 17	@ Edmonton	0-7	Grant Fuhr	106	Jan. 4	@ St. Louis	0-4	Jamie McLennan
53	Jan. 2	@ NY Rangers	0-6	John Vanbiesbrouck	107	Feb. 1	Ottawa	0-1	Ron Tugnutt
54	Feb. 6	@ St. Louis	0-4	Mike Liut	108	Feb. 17	@ Chicago	0-4	Jocelyn Thibault
55	Mar. 2	@ Boston	0-5	Pete Peeters	110	Feb. 28	Buffalo	0-2	Dwayne Roloson
					111	Apr. 2	San Jose	0-7	Steve Shields

CANUCKS

PLAYERS

IN THE SYSTEM

2020/21 REVIEW

OPPONENTS

HISTORY

ALL-TIME RECORDS

PLAYOFFS

NHL

MEDIA SERVICES

265

# OPPONENT SHUTOUTS / HAT TRICKS

## 1999.00

112	Dec. 26	Calgary	0-2	Fred Brathwaite
113	Feb. 14	@ Pittsburgh	0-3	J.S. Aubin
114	Mar. 11	@ Phoenix	0-5	Sean Burke

## 2000.01

115	Nov. 9	@ Los Angeles	0-2	Jamie Storr
116	Dec. 29	@ Calgary	0-5	Fred Brathwaite
117	Jan. 3	@ Chicago	0-6	Jocelyn Thibault
118	Jan. 20	@ St. Louis	0-3	Roman Turek
119	Feb. 8	San Jose	0-0 OT	Steve Shields
120	Feb. 24	@ Ottawa	0-3	Patrick Lalime
121	Mar. 23	@ New Jersey	0-4	J. Vanbiesbrouck

## 2001.02

122	Nov. 20	@ Ottawa	0-3	Patrick Lalime
123	Mar. 9	@ San Jose	0-2	Miikka Kiprusoff
124	Mar. 24	Edmonton	0-2	Tommy Salo

## 2002.03

125	Nov. 6	@ Dallas	0-4	Marty Turco
126	Jan. 11	@ San Jose	0-3	Miikka Kiprusoff
127	Mar. 4	@ Philadelphia	0-3	R. Cechmanek
128	Mar. 15	Toronto	0-1	Ed Belfour
129	Apr. 6	Los Angeles	0-2	Jamie Storr

## 2003.04

130	Nov. 11	@ Minnesota	0-1	Dwayne Roloson
131	Mar. 18	@ Dallas	0-3	Marty Turco

## 2004.05

Work stoppage

## 2005.06

132	Oct. 12	@ Minnesota	0-6	Dwayne Roloson
133	Nov. 5	@ Calgary	0-1	Miikka Kiprusoff
134	Jan. 13	@ New Jersey	0-3	Martin Brodeur
135	Jan. 23	@ St. Louis	0-4	Curtis Sanford
136	Mar. 14	@ Nashville	0-5	Tomas Vokoun
137	Apr. 3	@ Los Angeles	0-1	Mathieu Garon

## 2006.07

138	Nov. 9	Anaheim	0-6	J.S. Giguere
139	Nov. 23	@ Nashville	0-6	Tomas Vokoun, Chris Mason
140	Dec. 4	Edmonton	0-4	Dwayne Roloson
141	Dec. 21	@ Boston	0-2	Tim Thomas
142	Feb. 7	Chicago	0-3	Patrick Lalime

## 2007.08

143	Nov. 1	Nashville	0-3	Dan Ellis
144	Nov. 14	Edmonton	0-1 SO	Mathieu Garon
145	Mar. 13	@ Phoenix	0-2	Ilya Bryzgalov
146	Mar. 28	@ Minnesota	0-4	Niklas Backstrom

## 2008.09

147	Oct. 28	Boston	0-1	Tim Thomas
148	Dec. 13	@ Edmonton	0-3	Dwayne Roloson
149	Dec. 23	@ San Jose	0-5	Evgeni Nabokov
150	Feb. 24	@ Montreal	0-3	Jaroslav Halak

## 2009.10

151	Oct. 3	@ Colorado	0-3	Craig Anderson
152	Nov. 22	Chicago	0-1	Antti Niemi

## 2010.11

153	Nov. 9	@ Montreal	0-2	Carey Price
154	Jan. 13	@ NY Rangers	0-1	Henrik Lundqvist
155	Jan. 16	@ Minnesota	0-4	Anton Khudobin
156	Mar. 3	Nashville	0-3	Pekka Rinne
157	Apr. 5	@ Edmonton	0-2	Devan Dubnyk

## 2011.12

158	Oct. 13	@ Detroit	0-2	Jimmy Howard
159	Oct. 18	NY Rangers	0-4	Henrik Lundqvist
160	Oct. 26	St. Louis	0-3	Brian Elliott
161	Mar. 19	@ Minnesota	0-2	Josh Harding
162	Mar. 26	Columbus	1-0 SO	Sergei Bobrovsky

## 2012.13

163	Mar. 30	@ Edmonton	0-4	Devan Dubnyk
-----	---------	------------	-----	--------------

## 2013.14

164	Jan. 13	@ Los Angeles	0-1	Jonathan Quick
165	Jan. 16	@ Phoenix	0-1	Mike Smith
166	Feb. 3	@ Detroit	0-2	Jimmy Howard, Jonas Gustavsson
167	Mar. 4	@ Phoenix	0-1	Mike Smith
168	Apr. 7	Anaheim	0-3	John Gibson

## 2014.15

169	Nov. 14	Arizona	0-5	Devan Dubnyk
170	Dec. 17	Dallas	0-2	Kari Lehtonen
171	Jan. 10	Calgary	0-1	Joni Ortio
172	Jan. 27	Anaheim	0-4	Frederik Andersen
173	Mar. 12	Los Angeles	0-4	Jonathan Quick

## 2015.16

174	Nov. 30	@ Anaheim	0-4	John Gibson
175	Dec. 5	Boston	0-4	Tuukka Rask
176	Dec. 13	@ Chicago	0-4	Corey Crawford
177	Dec. 17	@ Philadelphia	0-2	Steve Mason
178	Dec. 28	Los Angeles	0-5	Jonathan Quick
179	Mar. 18	@ Edmonton	0-2	Cam Talbot
180	Mar. 19	St. Louis	0-3	Brian Elliott
181	Mar. 22	@ Winnipeg	0-2	Ondrej Pavelec
182	Mar. 25	@ St. Louis	0-4	Brian Elliott

## 2016.17

183	Oct. 25	Ottawa	0-3	Craig Anderson
184	Oct. 28	Edmonton	0-2	Cam Talbot
185	Nov. 2	@ Montreal	0-3	Carey Price
186	Nov. 3	@ Ottawa	0-1	Mike Condon
187	Dec. 11	@ Washington	0-3	Brandon Holtby
188	Jan. 26	@ Arizona	0-3	Mike Smith
189	Feb. 14	@ Pittsburgh	0-4	Matt Murray
190	Mar. 11	Pittsburgh	0-3	Matt Murray
191	Mar. 18	@ Edmonton	0-2	Cam Talbot
192	Mar. 31	Los Angeles	0-2	Jonathan Quick

## 2017.18

193	Nov. 1	New Jersey	0-2	Cory Schneider
194	Nov. 11	@ San Jose	0-5	Aaron Dell
195	Jan. 2	Anaheim	0-5	Ryan Miller
196	Jan. 21	@ Winnipeg	0-1	Connor Hellebuyck
197	Jan. 25	Buffalo	0-4	Robin Lehner
198	Mar. 11	@ Arizona	0-1	Darcy Kuemper
199	Mar. 12	@ Los Angeles	0-3	Jonathan Quick
200	Mar. 14	@ Anaheim	0-3	John Gibson

## 2018.19

201	Oct. 27	Pittsburgh	0-5	Casey DeSmith
202	Nov. 23	@ San Jose	0-4	Aaron Dell
203	Dec. 22	Winnipeg	0-1	Laurent Brossoit
204	Dec. 31	@ New Jersey	0-4	Mackenzie Blackwood
205	Jan. 3	@ Montreal	0-2	Carey Price
206	Jan. 5	@ Toronto	0-5	Michael Hutchinson
207	Feb. 13	@ Anaheim	0-1	Kevin Boyle
208	Feb. 23	NY Islanders	0-4	Robin Lehner
209	Mar. 3	@ Vegas	0-3	Marc-Andre Fleury
210	Mar. 24	Columbus	0-5	Sergei Bobrovsky

## 2019.20

211	Oct. 5	@ Calgary	0-3	David Rittich
212	Oct. 19	@ New Jersey	0-1	Mackenzie Blackwood
213	Jan. 14	@ Winnipeg	0-4	Connor Hellebuyck
214	Feb. 4	@ Boston	0-4	Tuukka Rask

## 2020.21

215	Jan. 16	@ Calgary	0-3	Jacob Markstrom
216	Feb. 19	vs Winnipeg	0-2	Laurent Brossoit
217	Feb. 25	vs Edmonton	0-3	Mike Smith
218	Mar. 22	vs Winnipeg	0-4	Connor Hellebuyck
219	Apr. 22	vs Ottawa	0-3	Matt Murray
220	May 11	@ Winnipeg	0-5	Connor Hellebuyck

No shutouts were recorded by Opponents in the following seasons: 1970.71 and 1980.81.

## HAT TRICKS

Player	Date	Opponent	Goaltender	Player	Date	Opponent	Goaltender
<b>1970.71</b>				<b>1984.85</b>			
Oriand Kurtenbach	Dec. 12	California	Gary Smith	Tony Tanti	Jan. 30	Montreal	Steve Penney
Rosaire Paiement (4)	Feb. 9	Buffalo	Roger Crozier	<b>1985.86</b>			
Rosaire Paiement	Feb. 16	Boston	Gerry Cheevers	Tony Tanti	Nov. 13	Pittsburgh	Roberto Romano
Wayne Maki	Mar. 28	California	Gary Smith (1) Chris Worthy (2)	Petri Skriko	Nov. 19	Detroit	Greg Stefan
<b>1971.72</b>				Tony Tanti	Jan. 21	New Jersey	Craig Billington
Andre Boudrias	Jan. 22	NY Rangers	Gilles Villemeure	<b>1986.87</b>			
<b>1972.73</b>				Petri Skriko	Nov. 18	Calgary	Mike Vernon
Bobby Schmautz	Nov. 17	L.A.	Gary Edwards (1) Rogie Vachon (2)	Petri Skriko (4)	Nov. 21	NY Rangers	John Vanbiesbrouck
Bobby Schmautz (4)	Nov. 19	Buffalo	Dave Dryden	Petri Skriko	Nov. 26	Los Angeles	Roland Melanson
Don Tannahill	Dec. 26	California	Gilles Meloche	Stan Smyl	Dec. 14	Chicago	M. Bannerman (2) Bob Sauve (1)
Bobby Schmautz (4)	Dec. 30	NY Islanders	Billy Smith	Tony Tanti	Jan. 19	Winnipeg	D. Berthiaume (2) Steve Penney (1)
Andre Boudrias	Jan. 16	Toronto	Jacques Plante	Petri Skriko	Mar. 6	Montreal	Patrick Roy
Bobby Lalonde	Mar. 17	Pittsburgh	Andy Brown (2) Cam Newton (1)	Tony Tanti	Mar. 20	Winnipeg	Pokey Reddick
Don Tannahill	Mar. 25	Toronto	Gord McRae	Stan Smyl	Apr. 3	Winnipeg	Pokey Reddick
<b>1973.74</b>				<b>1987.88</b>			
Bobby Schmautz	Oct. 26	Detroit	Terry Richardson	Greg Adams (4)	Oct. 8	St. Louis	Greg Millen
Don Lever	Mar. 31	California	Gilles Meloche	Tony Tanti (4)	Jan. 13	Winnipeg	Steve Penney
<b>1974.75</b>				Tony Tanti	Jan. 30	Calgary	Mike Vernon
Chris Oddleifson	Dec. 6	Atlanta	Dan Bouchard	Tony Tanti	Mar. 13	Buffalo	Tom Barrasso
Don Lever	Feb. 1	Washington	Ron Low	<b>1988.89</b>			
John Gould	Feb. 21	NY Islanders	Billy Smith	Greg Adams	Oct. 12	Edmonton	Grant Fuhr
Gerry O'Flaherty	Mar. 21	Atlanta	Dan Bouchard	Trevor Linden	Nov. 17	Minnesota	Jon Casey (2) Kari Takko (1)
<b>1975.76</b>				Trevor Linden	Nov. 22	Buffalo	Daren Puppa (2) Empty Net (1)
Ron Sedlbauer	Nov. 8	Boston	Dave Reece	Tony Tanti	Jan. 7	Pittsburgh	Tom Barrasso
John Gould	Nov. 11	Toronto	Gord McRae	Jim Sandlak	Mar. 26	Winnipeg	Bob Essensa
Garry Monahan	Jan. 23	Minnesota	Cesare Maniago	<b>1989.90</b>			
<b>1976.77</b>				Rich Sutter	Oct. 20	New Jersey	Chris Terreri
Rick Blight (4)	Oct. 6	Pittsburgh	Gord Laxton	Dan Quinn	Feb. 24	Los Angeles	Kelly Hrudey
<b>1977.78</b>				<b>1990.91</b>			
Jere Gillis	Nov. 9	St. Louis	Ed Johnston	Trevor Linden	Dec. 20	Edmonton	Kari Takko
Mike Walton	Nov. 15	Cleveland	Gilles Meloche	<b>1991.92</b>			
<b>1978.79</b>				Igor Larionov	Nov. 3	Edmonton	Bill Ranford (2) Peter Ing (1) Mike Vernon
Ron Sedlbauer	Nov. 28	St. Louis	Phil Myre	Dave Babych	Nov. 22	Calgary	Patrick Roy
<b>1979.80</b>				Greg Adams	Dec. 4	Montreal	Jeff Hackett
Stan Smyl	Mar. 7	Atlanta	Pat Rigglin	Igor Larionov	Dec. 28	San Jose	Jeff Hackett
Ivan Boldirev	Mar. 30	Minnesota	Gilles Meloche	<b>1992.93</b>			
<b>1980.81</b>				Pavel Bure (4)	Oct. 12	Winnipeg	Bob Essensa
Stan Smyl	Oct. 12	Quebec	Michel Dion	Pavel Bure	Nov. 2	Calgary	Jeff Reese
Stan Smyl	Dec. 19	Pittsburgh	Rob Holland (2) Greg Millen (1)	Cliff Ronning	Apr. 15	Los Angeles	Robb Stauber (2) Kelly Hrudey (1)
Thomas Gradin	Mar. 4	Toronto	Jim Rutherford	<b>1993.94</b>			
<b>1981.82</b>				Pavel Bure	Jan. 24	Edmonton	Bill Ranford
Thomas Gradin	Oct. 9	Edmonton	Andy Moog	Pavel Bure	Mar. 11	Winnipeg	Tim Cheveldae
Stan Smyl	Oct. 31	Philadelphia	Pete Peeters	Pavel Bure	Mar. 27	Los Angeles	Robb Stauber
Thomas Gradin	Nov. 8	Winnipeg	Doug Soetaert	<b>1994.95</b>			
Ivan Boldirev	Nov. 15	Calgary	Reggie Lemelin (2) Pat Rigglin (1)	Pavel Bure	Apr. 11	Anaheim	Guy Hebert
Stan Smyl	Jan. 27	Buffalo	Don Edwards	Russ Courtnall	Apr. 22	Edmonton	Bill Ranford
Darcy Rota	Mar. 18	Montreal	Denis Herron	<b>1995.96</b>			
<b>1982.83</b>				Alex Mogilny	Oct. 14	San Jose	Wade Flaherty
Patrik Sundstrom	Dec. 9	Minnesota	Gilles Meloche (1) Don Beaupre (2)	Cliff Ronning	Dec. 1	San Jose	Chris Terreri
Darcy Rota	Jan. 6	Hartford	Greg Millen	Alex Mogilny	Dec. 22	Anaheim	Mikhail Shtalenkov
Darcy Rota	Mar. 12	Buffalo	Phil Myre	Alex Mogilny	Jan. 6	Tampa Bay	Darren Puppa
Thomas Gradin	Mar. 16	Edmonton	Andy Moog	Russ Courtnall	Mar. 6	Buffalo	Dominik Hasek
<b>1983.84</b>				Trevor Linden	Mar. 9	Colorado	Stephane Fiset
Darcy Rota	Nov. 30	Hartford	Greg Millen	Markus Naslund	Apr. 13	Calgary	Rick Tabaracci
Tony Tanti	Jan. 15	Hartford	Greg Millen	<b>1996.97</b>			
Tiger Williams	Jan. 20	Winnipeg	Mike Veisor	Alex Mogilny	Dec. 15	St. Louis	Grant Fuhr
Patrik Sundstrom	Feb. 9	Montreal	Rick Wamsley (2) Richard Sevigny (1)	Martin Gelinas	Feb. 6	Detroit	Chris Osgood
				Martin Gelinas	Feb. 27	Phoenix	Nikolai Khabibulin
				<b>Player</b>	<b>Date</b>	<b>Opponent</b>	<b>Goaltender</b>

# HAT TRICKS

## 1997.98

Pavel Bure	Oct. 21	Dallas	Eddie Belfour
Pavel Bure	Dec. 6	Colorado	Patrick Roy
Pavel Bure	Dec. 15	Los Angeles	Frederic Chabot (1) Stephane Fiset (2)

## 1998.99

Markus Naslund	Dec. 4	Dallas	Eddie Belfour
----------------	--------	--------	---------------

## 2000.01

Andrew Cassels	Nov. 8	Anaheim	Guy Hebert (1) Dominic Roussel (2)
Harold Druken	Dec. 8	San Jose	Evgeni Nabokov (1) Steve Shields (2)
Todd Bertuzzi	Dec. 30	San Jose	Evgeni Nabokov
Markus Naslund	Jan. 14	Calgary	Mike Vernon (2) Fred Brathwaite (1)

## 2001.02

Markus Naslund	Oct. 18	Toronto	Curtis Joseph
Markus Naslund	Jan. 28	Nashville	Mike Dunham (2) Tomas Vokoun (1)
Todd Bertuzzi	Mar. 19	NY Rangers	Dan Blackburn (2) Empty Net (1)
Markus Naslund	Apr. 11	Los Angeles	Felix Potvin

## 2002.03

Markus Naslund	Oct. 21	San Jose	Miikka Kiprusoff (2) Vesa Toskala (1)
Markus Naslund (4)	Dec. 14	Edmonton	Tommy Salo
Todd Bertuzzi	Mar. 17	Dallas	Ron Tugnutt

## 2003.04

Brendan Morrison	Nov. 29	Calgary	Jamie McLennan
Markus Naslund (4)	Dec. 9	Pittsburgh	Marc-Andre Fleury
Daniel Sedin (4)	Feb. 24	Detroit	Manny Legace (3) Empty Net (1)

## 2004.05

Work stoppage

## 2005.06

Todd Bertuzzi	Nov. 13	Detroit	Manny Legace
Todd Bertuzzi	Jan. 14	NY Islanders	Rick DiPietro (2) Wade Dubielewicz (1)
Alex Burrows	Mar. 27	Los Angeles	Mathieu Garon

## 2006.07

Daniel Sedin (2)	Feb. 6	Edmonton	Dwayne Roloson  Empty Net (1)
------------------	--------	----------	-------------------------------------

## 2007.08

Markus Naslund	Nov. 21	Minnesota	Josh Harding
----------------	---------	-----------	--------------

## 2009.10

Henrik Sedin	Nov. 14	Colorado	Craig Anderson (2) Peter Budaj (1)
Daniel Sedin	Dec. 10	Atlanta	Ondrej Pavelec
Mason Raymond	Dec. 27	Calgary	Miikka Kiprusoff (2) Curtis McElhinney (1)
Alex Burrows	Jan. 5	Columbus	Steve Mason (2) Mathieu Garon (1)

## 2010.11

Alex Burrows	Jan. 7	Phoenix	Ilya Bryzgalov
Mikael Samuelsson	Mar. 9	Colorado	Craig Anderson
Michael Grabner	Apr. 2	Anaheim	Curtis McElhinney
Daniel Sedin	Apr. 10	Calgary	Miikka Kiprusoff

## 2010.11

Raffi Torres	Nov. 2	Edmonton	Nikolai Khabibulin
Mason Raymond	Dec. 1	Calgary	Miikka Kiprusoff
Ryan Kesler	Dec. 15	Columbus	Mathieu Garon
Ryan Kesler	Jan. 7	Edmonton	Nikolai Khabibulin
Ryan Kesler	Apr. 7	Minnesota	Niklas Backstrom

## 2011.12

Daniel Sedin	Dec. 6	Colorado	Semyon Varlamov
--------------	--------	----------	-----------------

## 2014.15

Jannik Hansen	Nov. 23	Chicago	Corey Crawford
Shawn Matthias	Feb. 13	Boston	Tuukka Rask

Player	Date	Opponent	Goaltender
--------	------	----------	------------

## 2015.16

Daniel Sedin	Nov. 21	Chicago	Corey Crawford
Radim Vrbata	Dec. 7	Buffalo	Linus Ullmark
Jannik Hansen	Jan. 23	Pittsburgh	Marc-Andre Fleury

## 2017.18

<b>Brock Boeser</b>	Nov. 4	Pittsburgh	Matt Murray
Thomas Vanek	Dec. 19	Montreal	Carey Price

## 2018.19

<b>Brock Boeser</b>	Dec. 9/18	@ St. Louis	Jake Allen (2) Chad Johnson (1)
<b>Elias Pettersson</b>	Jan. 2/19	@ Ottawa	Marcus Hogberg

## 2019.20

<b>Bo Horvat</b>	Oct. 22/19	@ Detroit	Jimmy Howard
<b>Brock Boeser</b>	Oct. 30/19	@ Los Angeles	Jonathan Quick

## 2020.21

<b>Branton Sutter</b>	Jan. 25	vs Ottawa	Matt Murray
-----------------------	---------	-----------	-------------

No hat tricks were recorded in the following seasons:

1999.00, 2008.09, 2012.13, 2013.14, 2016.17

## GORDIE HOWE HAT TRICKS

Player	Date	Opponent
<b>1970.71</b>		
Pat Quinn	Nov. 4	Pittsburgh
<b>1971.72</b>		
Wayne Maki	Feb. 22	Boston
Bobby Schmautz	Feb. 13	Pittsburgh
Orland Kurtenbach	Jan. 19	Pittsburgh
<b>1972.73</b>		
Bobby Schmautz	Mar. 25	Toronto
Barry Wilkins	Mar. 25	Toronto
Dale Tallon	Feb. 9	Philadelphia
Bobby Schmautz	Nov. 3	NY Islanders
<b>1974.75</b>		
John Grisdale	Jan. 8	Toronto
<b>1975.76</b>		
Chris Oddleifson	Feb. 14	Toronto
Gerry O'Flaherty	Nov. 19	Washington
<b>1976.77</b>		
Don Lever	Apr. 1	Colorado
<b>1977.78</b>		
Rick Blight	Dec. 23	Minnesota
Mike Walton	Dec. 4	Chicago
<b>1978.79</b>		
Curt Fraser	Oct. 17	St. Louis
<b>1979.80</b>		
Dave Williams	Mar. 10	Atlanta
<b>1980.81</b>		
Dave Williams	Dec. 28	St. Louis
<b>1981.82</b>		
Darcy Rota	Mar. 20	Quebec
Darcy Rota	Jan. 17	Pittsburgh
Dave Williams	Nov. 25	Chicago
<b>1982.83</b>		
Gary Lupul	Feb. 9	Pittsburgh
Jim Nill	Dec. 8	Toronto
Moe Lemay	Nov. 28	Philadelphia
<b>1983.84</b>		
Cam Neely	Feb. 24	Los Angeles
Dave Williams	Feb. 19	Calgary
Stan Smyl	Nov. 20	Los Angeles
Darcy Rota	Oct. 7	Minnesota
<b>1984.85</b>		
Gary Lupul	Jan. 25	Winnipeg
Cam Neely	Dec. 30	Edmonton
J.J. Daigneault	Dec. 23	Calgary
Gary Lupul	Oct. 17	Pittsburgh

<b>1985.86</b>		Stan Smyl	Dec. 4
Dave Lowry	Jan. 31	Quebec	
Minnesota		Cam Neely	Oct. 18
Stan Smyl	Jan. 17	Los Angeles	
Los Angeles		Cam Neely	Oct. 12
Doug Halward	Jan. 9	St. Louis	
Calgary			
<b>1986.87</b>			
Barry Pederson	Nov. 26	Los Angeles	
Michel Petit	Oct. 16	Philadelphia	
<b>1987.88</b>			
Barry Pederson	Jan. 12	Winnipeg	
Stan Smyl	Dec. 12	Edmonton	
<b>1990.91</b>			
Garth Butcher	Nov. 19	Calgary	
<b>1991.92</b>			
Sergio Momesso	Mar. 1	Calgary	
Jim Sandlak	Mar. 1	Calgary	
Tom Fergus	Jan. 3	Washington	
Trevor Linden	Dec. 7	Toronto	
<b>1992.93</b>			
Dana Murzyn	Dec. 18	San Jose	
<b>1996.97</b>			
Donald Brashear	Mar. 26	Anaheim	
<b>1997.98</b>			
Todd Bertuzzi	Apr. 1	Edmonton	
Brad May	Mar. 26	Buffalo	
Gino Odjick	Dec. 15	Los Angeles	
Donald Brashear	Nov. 29	Toronto	
<b>2001.01</b>			
Denis Pederson	Oct. 8	Tampa Bay	
<b>2019.20</b>			
<b>Bo Horvat</b>	<b>Feb. 22</b>	<b>Boston</b>	
<b>2020.21</b>			
<b>Travis Hamonic</b>	<b>May 6</b>	<b>Edmonton</b>	



# ALL-TIME TEAM RECORDS

## SEASON

### POINTS

Most Overall	117	2010.11
Most Home	63	2009.10
Most Road	58	2010.11
Fewest Overall	48	1971.72, 1994.95
Fewest Home	32	1976.77
	29	2020.21*
	26	1994.95*
Fewest Road	15	1971.72, 1972.73

### WINS

Most Overall	54	2010.11
Most Home	30	2009.10
Most Road	27	2010.11
Fewest Overall	20	1971.72, 1977.78
	18	1994.95*
Fewest Home	13	1976.77, 1977.78, 1989.90, 2020.21*
	10	1994.95*
Fewest Road	5	1972.73

### LOSSES

Most Overall	50	1971.72
Most Home	22	1997.98
Most Road	30	1971.72
Fewest	24	2002.03
	18	1994.95*
Fewest Home	6	1981.82
Fewest Road	10	1994.95*, 2002.03, 2010.11
	9	2012.13*

### TIES

Most Overall	20	1980.81
Most Home	12	1977.78, 1981.82
Fewest Overall	3	1993.94
Fewest Home	3	1993.94

### OVERTIME

Most Games	28	1999.00
Most Wins	12	2006.07
Most Losses	13	2015.16

### SHOOTOUT

Most Games	15	2011.12
Most Wins	8	2011.12
Most Losses	9	2007.08

### GOALS

Most For	346	1992.93
Fewest For	182	2016.17
	151	2020.21*
	127	2012.13*
Most Against	401	1984.85
Fewest Against	185	2010.11
	121	2012.13*

### POWER PLAY GOALS

Most For	90	1982.83, 1983.84
Fewest For	32	2016.17
	27	2020.21*
Most Against	89	1984.85
Fewest Against	38	2014.15
	37	2020.21*
	27	2012.13*

### SHORTHANDED GOALS

Most For	19	1997.98
Fewest For	1	1978.79
Most Against	18	1987.88
Fewest Against	2	2014.15
	2	2012.13*

### SHUTOUTS

Most	10	2008.09
Fewest	0	1970.71, 1984.85, 1989.90, 2005.06
Most Against	12	1971.72
Fewest Against	0	1970.71

## PENALTIES (IN MINUTES)

Most For	2,326	1992.93
Fewest For	638	2016.17
	609	2012.13*

## HAT TRICKS

Most	8	2009.10
		Alex Burrows (2), Michael Grabner, Mason Raymond, Mikael Samuelsson, Daniel Sedin (2), Henrik Sedin
	8	1986.87
		Petri Skriko (4), Stan Smyl (2), Tony Tanti (2)

## 20-GOAL SCORERS

Most	8	1980.81
		Dave Williams (35), Bobby Schumatz (27), Ivan Boldirev (26), Curt Fraser (25), Darcy Rota (25), Stan Smyl (25), Per-Olov Brasar (22), Thomas Gradin (21)
	8	1984.85
		Tony Tanti (39), Stan Smyl (27), Patrik Sundstrom (25), Peter McNab (23), Thomas Gradin (22), Moe Lemay (21), Cam Neely (21), Petri Skriko (21)

## 30-GOAL SCORERS

Most	4	1992.93
		Pavel Bure (60), Petr Nedved (38), Trevor Linden (33), Geoff Courtnall (31)

## 80-POINT SCORERS

Most	3	1982.83
		Stan Smyl (88), Thomas Gradin (86), Darcy Rota (81)

## LONGEST WIN STREAK

Overall	10	Nov. 9-30/02
Home	11	Feb. 3-Mar. 19/09
Road	9	Mar. 5-29/11

## LONGEST UNDEFEATED STREAK

Overall	14	Jan. 26-Feb. 25/03 (10-0-4-0)
Home	18	Nov. 4/92-Jan. 16/93 (16-0-2)
Road	9	Feb. 4-Mar. 3/03 (6-0-3-0)

## LONGEST LOSING STREAK

Overall	10	Oct. 23-Nov. 11/97
Home	7	Mar. 11/17-Apr. 8/17
Road	12	Nov. 28/81-Feb. 6/82

## LONGEST WINLESS STREAK

Overall	13	Nov. 9-Dec. 7/73 (0-10-3)
Home	12	Feb. 19/17-Apr. 8/17 (0-9-3)
Road	20	Jan. 2-Apr. 2/86 (0-14-6)

## SHUTOUTS

Longest Sequence	242:36	Nov. 4/08 vs NSH – Nov. 12/08 vs COL
Longest Sequence, Against	223:10	Jan. 4/84 vs LA – Jan. 13/84 vs WSH

\*Reduced Season.

## GAME

### MOST GOALS

For	11	Mar. 28/71 – CAL 5 @ VAN 11
	11	Nov. 25/86 – LA 5 @ VAN 11
	11	Mar. 1/92 – CGY 0 @ VAN 11
Against	13	Oct. 18/84 – VAN 2 @ PHI 13
	13	Nov. 8/85 – VAN 0 @ EDM 13
Both Teams	19	Oct. 7/83 – MIN 9 @ VAN 10

### LARGEST MARGIN OF

Victory	11	Mar. 1/92 – CGY 0 @ VAN 11
Defeat	13	Nov. 8/85 – VAN 0 @ EDM 13

# ALL-TIME SEASON RECORDS

## TIE GAMES

Highest Score	7-7	Four times – most recent: Oct. 12/95 @ LA Oct. 27/71 @ TOR Dec. 18/97 @ SJ Feb. 8/01 vs SJ
Scoreless	0-0	

## POWER PLAY GOALS

Most For	6	Oct. 7/83 vs MIN Mar. 1/92 vs CGY Twice
Most Against	6	Jan. 15/14 @ ANA Nov. 29/84 @ LA
Most, Both Teams	10	Oct. 7/83 – VAN 6, MIN 4

## PENALTY MINUTES

Most For	155	Feb. 22/80 vs PHI
Most, Opponent	189	Feb. 22/80 vs PHI
Most, Two Teams	344	Feb. 22/80 vs PHI
Fewest, Two Teams	0	Mar. 13/76 vs NYR Jan. 21/16 vs BOS

## SHOTS ON GOAL

Most For	62	Jan. 31/91 vs NYR
Most Against	60	Feb. 25/71 @ BOS
Most, Two Teams	96	Jan. 31/91 vs NYR
Fewest For	8	Dec. 18/96 vs NJ
Fewest Against	10	Apr. 4/75 vs MIN
Fewest, Two Teams	33	Three times Jan. 10/99 vs DAL Feb. 28/99 vs BUF Mar. 23/13 @ LA
Widest Margin For	34	Feb. 20/76 – VAN 50, MIN 16
Widest Margin Against	39	Nov. 18/80 – VAN 57, WPG 23 Oct. 18/84 – PHI 58, VAN 19

## PERIOD

### GOALS

Most For	6	Twice Jan. 21/06, 1st, vs MTL Jan. 16/87, 1st vs CGY
Most For, Both Teams	10	Twice Jan. 8/76 (3rd, BUF 6, VAN 4) Jan. 16/87 (1st, VAN 6, CGY 4)
Most Against	7	Oct. 19/83 (3rd vs EDM) Nov. 8/85 (3rd @ EDM)

## POWER PLAY GOALS

Most For	4	2nd period, Dec. 14/02 @ EDM
Most Against	3	18 times (most recent Feb. 20/18, 1st, vs COL)

## PENALTY MINUTES

Most For	138	Feb. 22/80 (3rd vs PHI)
Most By Opponent	164	Feb. 22/80 (3rd vs PHI)
Most, Both Teams	302	Feb. 22/80 (3rd vs PHI)

## SHOTS ON GOAL

Most For	28	Jan. 31/91 (3rd vs NYR)
Most By Opponent	28	Feb. 25/71 (3rd @ BOS)
Most, Both Teams	43	Feb. 25/71 (3rd, BOS 28 VAN 15)
Fewest	0	Four times (most recent Oct. 21/07, 2nd, @ CBJ)
Fewest By Opponent	0	Five times (most recent Dec. 21/19, 1st, vs PIT)
Fewest, Both Teams	4	3rd, Feb. 1/99 (3rd vs OTT)
Widest Margin	24	Mar. 2/92 (3rd, VAN 27 vs STL 3)
Widest Margin, Opp.	23	Dec. 13/84 (3rd vs MTL)

## SHOTS ON GOAL IN OVERTIME

Most For	8	Jan. 24/12 vs EDM Nov. 24/08 vs DET Mar. 5/13 vs SJS
Most, Opponent	8	Mar. 5/13 (VAN 5 vs SJS 8)
Most, Both Teams	13	Nov. 24/08 (VAN 8 DET 0)
Widest Margin	8	Nov. 24/08 (VAN 8 DET 0)
Widest Margin, Opp.	8	Dec. 20/89 (CGY 8 VAN 0)

## FASTEST TWO GOALS

Canucks	:06	Feb. 6/92 – 2nd vs NYI (Greg Adams 8:51, Cliff Ronning 8:57)
Opponent	:05	Mar. 20/10 – 2nd vs DET (Todd Bertuzzi 12:34, Pavel Datsyuk 12:39)
Both Teams	:04	Mar. 17/85 (3rd vs CHI) (Stan Smyl 19:06, Ed Olczyk 19:10)

## FASTEST THREE GOALS

Canucks	:48	Apr. 13/93 (1st vs LA) (Ryan Walter 8:55, Sergio Momesso, 9:29, Trevor Linden, 9:43)
Opponent	:20	Feb. 25/71 (3rd @ BOS) (John Bucyk 4:50, Ed Westfall 5:02, Ted Green 5:10)
Both Teams	:30	Feb. 14/88 (1st @ EDM) (Craig MacTavish 3:07, Tony Tanti 3:19, Mark Messier 3:37)

## FASTEST FOUR GOALS

Canucks	1:23	Nov. 26/80 – 3rd @ PIT (Gerry Minor 2:07, Curt Fraser 2:34, Stan Smyl 3:05, Bobby Schmautz 3:30)
Opponent	1:39	Mar. 8/04 – 1st vs COL (Steve Konowalchuk 14:40, Joe Sakic 15:09, Darby Hendrickson 15:31, Steve Moore 16:19)
Both Teams	1:17	Nov. 26/80 – 3rd @ PIT (Curt Fraser 2:34, Stan Smyl 3:05, Bobby Schmautz 3:30, Rick Kehoe 3:51)

## FASTEST OPENING GOAL

Canucks	:06	Mar. 16/13 @ DET (Alex Burrows)
Opponent	:07	Dec. 17/78 @ BUF (Danny Gare)

## FASTEST GOAL TO START A PERIOD

Canucks	:06	Jan. 18/86 – 2nd @ LA (Steve Tambellini)
Opposition	:06	Mar. 9/06 – Overtime vs NSH (David Legwand)

## CAREER LEADERS

Seasons	17	Daniel Sedin, Henrik Sedin
Games	1,330	Henrik Sedin
Goals	393	Daniel Sedin
Assists	830	Henrik Sedin
Points	1,070	Henrik Sedin
Penalty Minutes	2,127	Gino Odjick
Power Play Goals	138	Daniel Sedin
Shorthanded Goals	24	Pavel Bure
Game-Winning Goals	86	Daniel Sedin
Hat Tricks	10	Markus Naslund, Tony Tanti
Games, Goaltender	516	Kirk McLean
Wins, Goaltender	252	Roberto Luongo
Shutouts	38	Roberto Luongo

## CONSECUTIVE GAMES PLAYED

679	Henrik Sedin	Mar. 21/04 – Jan. 18/14
534	Brendan Morrison	Mar. 16/00 to Dec. 10/07
482	Trevor Linden	Oct. 4/90 to Dec. 7/96

## CONSECUTIVE 20-GOAL SEASONS

9	Markus Naslund
---	----------------

## CONSECUTIVE 30-GOAL SEASONS

5	Trevor Linden, Markus Naslund, Tony Tanti
---	---

# ALL-TIME INDIVIDUAL SEASON RECORDS

## SEASON

### MOST GOALS

Most	60	Pavel Bure	1992/93
		Pavel Bure	1993/94
Left Wing	48	Markus Naslund	2002/03
Right Wing	60	Pavel Bure	1992/93
		Pavel Bure	1993/94
Centre	41	Ryan Kesler	2010/11
Defenceman	23	Adrian Aucoin	1998/99
Rookie	34	Pavel Bure	1991/92
Power Play	25	Pavel Bure	1993/94
		Todd Bertuzzi	2002/03
PP, Defenceman	18	Adrian Aucoin	1998/99
Shorthanded	7	Pavel Bure	1992/93
Game-winning	12	Markus Naslund	2002/03

### MOST ASSISTS

Most	83	Henrik Sedin	2009/10
Left Wing	63	Daniel Sedin	2010/11
Right Wing	52	Alex Mogilny	1995/96
Centre	83	Henrik Sedin	2009/10
Defenceman	55	Dennis Kearns	1976/77
Rookie	45	Quinn Hughes	2019/20

### MOST POINTS

Most	112	Henrik Sedin	2009/10
Left Wing	104	Daniel Sedin	2010/11
		Markus Naslund	2002/03
Right Wing	110	Pavel Bure	1992/93
Centre	112	Henrik Sedin	2009/10
Defenceman	63	Doug Lidster	1986/87
Rookie	60	Ivan Hlinka	1981/82
		Pavel Bure	1991/92
		Elias Pettersson	2018/19

### GOALTENDING

Most Games	76	Roberto Luongo	2006/07
Most Wins	47	Roberto Luongo	2006/07
Most Shutouts	10	Roberto Luongo	2008/09

### MISCELLANEOUS

PIM	372	Donald Brashear	1997/98
Hat Tricks	4	Petri Skriko	1986/87
Shots	407	Pavel Bure	1992/93

### LONGEST GOAL-SCORING STREAK

8 games	Pavel Bure	11 goals	Mar. 8-25/94
---------	------------	----------	--------------

### LONGEST ASSIST-SCORING STREAK

11 games	Daniel Sedin	17 assists	Feb. 12-Mar. 16/10
	Dennis Kearns	19 assists	Feb. 27-Mar. 20/77

### LONGEST POINT-SCORING STREAK

15 games	Petr Nedved	24 points	Nov. 19-Dec. 27/92
	Todd Bertuzzi	19 points	Jan. 3-Feb. 4/02

### LONGEST WINNING STREAK

9 games	Dan Cloutier	Nov. 9-30/02
8 games	Roberto Luongo	Feb. 3-21/09*

### LONGEST UNDEFEATED STREAK

21 games	Roberto Luongo	Dec. 8/10-Feb. 12/11	16-0-5
----------	----------------	----------------------	--------

## GAME

### MOST GOALS

4	Rosaire Paiement	Feb. 9/71	vs	BUF
	Bobby Schmautz	Nov. 19/72	vs	BUF
	Bobby Schmautz	Dec. 30/72	vs	NYI
	Rick Blight	Oct. 6/76	@	PIT
	Petri Skriko	Nov. 21/86	vs	NYR
	Greg Adams	Oct. 8/87	vs	STL
	Tony Tanti	Jan. 13/88	vs	WPG
	Pavel Bure	Oct. 12/92	vs	WPG
	Martin Gelin	Feb. 27/97	vs	PHX

Markus Naslund	Dec. 14/02	@	EDM
Markus Naslund	Dec. 9/03	vs	PIT
Daniel Sedin	Feb. 24/04	vs	DET

### MOST ASSISTS

6	Patrik Sundstrom	Feb. 29/84	@	PIT
---	------------------	------------	---	-----

### MOST POINTS

7	Patrik Sundstrom	Feb. 29/84	@	PIT
---	------------------	------------	---	-----

### MOST PENALTY MINUTES

47	Gino Odjick	Nov. 12/92	@	LA
----	-------------	------------	---	----

### MOST POWER PLAY GOALS

3	Rick Blight	Oct. 6/76	@	PIT
---	-------------	-----------	---	-----

### MOST SHORTHANDED GOALS

2	Chris Oddleifson	Jan. 24/76	vs	TOR
	Stan Smyl	Jan. 25/85	vs	WPG
	Petri Skriko	Nov. 18/86	vs	CGY
	Pavel Bure	Oct. 12/92	vs	WPG

### MOST SHOTS

13	Pavel Bure	Apr. 7/93	vs	EDM
	Russ Courtnall	Mar. 6/96	vs	BUF
	Trevor Linden	Mar. 9/96	vs	COL

## PERIOD

### MOST GOALS

3	Bobby Schmautz	Nov. 19/72	vs	BUF, 2nd
	Rick Blight	Oct. 6/76	@	PIT, 2nd
	Tony Tanti	Jan. 7/89	@	PIT, 2nd
	Igor Larionov	Dec. 28/91	@	SJ, 2nd
	Pavel Bure	Oct. 12/92	vs	WPG, 2nd
	Cliff Ronning	Apr. 15/93	@	LA, 3rd
	Pavel Bure	Mar. 27/94	vs	LA, 2nd
	Alex Mogilny	Dec. 22/95	@	ANA, 3rd
	Russ Courtnall	Mar. 6/96	vs	BUF, 2nd
	Trevor Linden	Mar. 9/96	vs	COL, 2nd
	Andrew Cassels	Nov. 8/00	@	ANA, 2nd
	Markus Naslund	Apr. 11/02	vs	LA, 3rd
	Markus Naslund	Oct. 21/02	vs	SJ, 2nd
	Mikael Samuelsson	Mar. 9/10	@	COL, 2nd
	<b>Bo Horvat</b>	<b>Oct. 22/19</b>	<b>vs</b>	<b>DET, 3rd</b>

### MOST ASSISTS

3	36 times, several players, most recent			
	<b>Brock Boeser</b>	<b>Oct. 15/19</b>	<b>vs</b>	<b>DET, 2nd</b>

### MOST POINTS

5	Cliff Ronning	Apr. 15/93	@	LA, 3rd
---	---------------	------------	---	---------

### MOST PIM

47	Gino Odjick	Nov. 12/92	@	LA, 3rd
----	-------------	------------	---	---------

### FASTEST TWO GOALS

:09	Gerry O'Flaherty	Mar. 15/74	vs	ATL, 3rd
	(scored at 17:48,17:57)			

### FASTEST THREE GOALS

2:55	Alex Mogilny	Dec. 22/95	@	ANA, 3rd
	(scored at 16:45, 19:26, 19:40)			

### FASTEST TWO SHORTHANDED GOALS

1:11	Petri Skriko	Nov. 18/86	vs	CGY, 2nd
	(scored at 13:21, 14:32)			

\*Streak includes OT/SO games

**PLAYOFFS**

# ALL-TIME PLAYOFF OPPONENTS

## ALL-TIME PLAYOFF OPPONENTS

Team	Series	W	L	GP	W	L	GF	GA	PCT.	LAST MTG.	RD.	RESULT
Anaheim	1	0	1	5	1	4	8	14	200	2007	CSF	1-4 L
Arizona (WPG)	2	2	0	13	8	5	50	34	615	1993	DSF	4-2 W
Boston	1	0	1	7	3	4	8	23	429	2011	F	3-4 L
Buffalo	2	0	2	7	1	6	14	28	143	1981	PRE	0-3 L
Calgary	7	2	5	38	17	21	110	119	447	2015	CQF	2-4 L
Chicago	5	2	3	28	12	16	77	92	429	2011	CQF	4-3 W
Colorado	2	0	2	10	2	8	26	40	200	2001	CQF	0-4 L
Dallas	2	2	0	12	8	4	31	23	667	2007	CQF	4-3 W
Detroit	1	0	1	6	2	4	16	22	333	2002	CQF	2-4 L
Edmonton	2	0	2	9	2	7	20	35	222	1992	DF	2-4 L
Los Angeles	5	2	3	28	13	15	93	96	464	2012	CQF	1-4 L
Minnesota	2	1	1	11	6	5	29	36	0.545	2020	QR	3-1 W
Montreal	1	0	1	5	1	4	9	20	200	1975	QF	1-4 L
Nashville	1	1	0	6	4	2	14	11	667	2011	CSF	4-2 W
NY Islanders	2	0	2	6	0	6	14	26	0.000	1982	F	0-4 L
NY Rangers	1	0	1	7	3	4	19	21	429	1994	F	3-4 L
Philadelphia	1	0	1	3	1	2	9	15	333	1979	PRE	1-2 L
San Jose	2	1	1	9	4	5	28	28	444	2013	CQF	0-4 L
St. Louis	4	4	0	24	16	8	77	69	0.667	2020	WCQF	4-2 W
Toronto	1	1	0	5	4	1	16	9	800	1994	CF	4-1 W
Vegas	1	0	1	7	3	4	14	19	0.429	2020	WCFS	3-4 L
<b>TOTALS</b>	<b>46</b>	<b>18</b>	<b>28</b>	<b>246</b>	<b>111</b>	<b>135</b>	<b>682</b>	<b>780</b>	<b>0.451</b>			

### HOME

### ROAD

Team	GP	W	L	GF	GA	GP	W	L	GF	GA
Anaheim	2	0	2	4	6	3	1	2	4	8
Arizona (WPG)	7	5	2	28	15	6	3	3	22	19
Boston	4	3	1	5	6	3	0	3	3	17
Buffalo	3	1	2	9	12	4	0	4	5	16
Calgary	19	10	9	57	50	19	7	12	53	69
Chicago	14	6	8	39	52	14	6	8	38	40
Colorado	5	1	4	10	19	5	1	4	16	21
Dallas	7	4	3	18	15	5	4	1	13	8
Detroit	3	0	3	7	13	3	2	1	9	9
Edmonton	4	2	2	12	12	5	0	5	8	23
Los Angeles	15	6	9	42	47	13	7	6	51	49
Minnesota	6	2	4	14	23	5	4	1	15	13
Montreal	2	0	2	1	8	3	1	2	8	12
Nashville	3	1	2	5	6	3	3	0	9	5
NY Islanders	3	0	3	2	9	3	0	3	12	17
NY Rangers	3	1	2	7	10	4	2	2	12	11
Philadelphia	1	0	1	4	6	2	1	1	5	9
San Jose	5	3	2	16	13	4	1	3	12	15
St. Louis	12	7	5	35	34	12	9	3	42	35
Toronto	3	3	0	10	3	2	1	1	6	6
Vegas	3	1	2	7	8	4	2	2	7	11
<b>TOTALS</b>	<b>116</b>	<b>53</b>	<b>63</b>	<b>312</b>	<b>345</b>	<b>113</b>	<b>48</b>	<b>65</b>	<b>322</b>	<b>390</b>

## ALL-TIME PLAYOFF OVERTIME

**OVERALL** Wins 28 Losses 29 **HOME** Wins 11 Losses 15 **ROAD** Wins 17 Losses 14

Date	Opponent	Scorer	Time	W-L Score	Date	Opponent	Scorer	Time	W-L Score
Apr. 22/75	@ Montreal	Guy Lafleur	17:06	L 5-4	May 11/93	Los Angeles	Gary Shuchuk	26:31	L 4-3
Apr. 8/81	@ Buffalo	Al Haworth	5:00	L 3-2	Apr. 26/94	@ Calgary	Geoff Courtmull	7:15	W 2-1
Apr. 8/82	Calgary	Dave Williams	14:20	W 2-1	Apr. 28/94	Calgary	Trevor Linden	16:43	W 3-2
Apr. 16/82	Los Angeles	Steve Bozek	4:33	L 3-2	Apr. 30/94	@ Calgary	Pavel Bure	22:20	W 4-3
Apr. 18/82	@ Los Angeles	Colin Campbell	1:23	W 4-3	May 8/94	Dallas	Sergio Momesso	11:01	W 2-1
Apr. 27/82	@ Chicago	Jim Nill	28:58	W 2-1	May 16/94	@ Toronto	Peter Zedel	16:55	L 3-2
May 8/82	@ NY Islanders	Mike Bossy	19:58	L 6-5	May 24/94	Toronto	Greg Adams	20:14	W 4-3
Apr. 6/83	@ Calgary	Eddy Beers	12:27	L 4-3	May 31/94	@ NY Rangers	Greg Adams	19:26	W 3-2
Apr. 10/83	Calgary	Greg Meredith	1:06	L 4-3	May 15/95	@ St. Louis	Cliff Ronning	1:48	W 6-5
Apr. 5/89	@ Calgary	Paul Reinhart	2:47	W 4-3	May 21/95	@ Chicago	Joe Murphy	9:04	L 2-1
Apr. 15/89	@ Calgary	Joel Otto	19:21	L 4-3	May 25/95	Chicago	Chris Chelios	6:22	L 3-2
Apr. 6/91	@ Los Angeles	Wayne Gretzky	11:08	L 3-2	May 27/95	Chicago	Chris Chelios	5:35	L 4-3
Apr. 8/91	Los Angeles	Cliff Ronning	3:12	W 2-1	Apr. 25/96	@ Colorado	Joe Sakic	0:51	L 5-4
May 3/92	Edmonton	Joe Murphy	8:36	L 4-3	Apr. 16/01	@ Colorado	Peter Forsberg	2:50	L 4-3
Apr. 27/93	Winnipeg	Teemu Selanne	6:18	L 4-3	Apr. 17/02	@ Detroit	Henrik Sedin	13:59	W 4-3
Apr. 29/93	@ Winnipeg	Greg Adams	4:30	W 4-3	Apr. 25/03	Minnesota	Trent Klatt	3:42	W 4-3

# ALL-TIME PLAYOFF RESULTS

Date	Opponent	Scorer	Time	W-L	Score
May 2/03	@ Minnesota	Brent Sopel	15:52	W	3-2
Apr. 17/04	@ Calgary	Brendan Morrison	42:28	W	5-4
Apr. 19/04	Calgary	Martin Gelinias	1:25	L	3-2
Apr. 11/07	Dallas	Henrik Sedin	78:06	W	5-4
Apr. 15/07	@ Dallas	Taylor Pyatt	7:47	W	2-1
Apr. 19/07	Dallas	Brenden Morrow	6:22	L	0-1
Apr. 27/07	@ Anaheim	Jeff Cowan	27:49	W	2-1
May 1/07	Anaheim	Travis Moen	2:07	L	2-3
May 3/07	@ Anaheim	Scott Niedermayer	24:30	L	1-2
Apr. 21/09	@ St. Louis	Alex Burrows	19:41	W	3-2
May 7/09	@ Chicago	Andrew Ladd	2:52	L	1-2
Apr. 15/10	Los Angeles	Mikael Samuelsson	8:52	W	3-2
Apr. 17/10	Los Angeles	Anze Kopitar	7:28	L	2-3

Date	Opponent	Scorer	Time	W-L	Score
Apr. 24/11	@ Chicago	Ben Smith	15:30	L	3-4
Apr. 26/11	Chicago	Alex Burrows	5:22	W	2-1
Apr. 30/11	Nashville	Matt Halischuk	34:51	L	1-2
May 3/11	@ Nashville	Ryan Kesler	10:45	W	3-2
May 24/11	San Jose	Kevin Bieksa	30:18	W	3-2
Jun. 4/11	Boston	Alex Burrows	0:11	W	3-2
Apr. 22/12	Los Angeles	Jarret Stoll	4:27	L	1-2
May 3/13	San Jose	Raffi Torres	5:31	L	2-3
May 7/13	@ San Jose	Patrick Marleau	13:18	L	3-4
Aug. 7/20	@ Minnesota	Chris Tanev	0:11	W	5-4
Aug. 14/20	@ St. Louis	Bo Horvat	5:55	W	4-3
Aug. 16/20	St. Louis	Brayden Schenn	15:06	L	2-3

## ALL-TIME PLAYOFF SERIES

### 1975 QUARTER-FINAL

#### Montreal win 4-1

Apr. 13	Vancouver	2	@ Montreal	6	L
Apr. 15	Vancouver	2	@ Montreal	1	W
Apr. 17	Montreal	4	@ Vancouver	1	L
Apr. 19	Montreal	4	@ Vancouver	0	L
Apr. 22	Vancouver	4	@ Montreal	5 OT	L

### 1976 PRELIMINARY ROUND

#### NY Islanders win 2-0

Apr. 6	Vancouver	3	@ NY Islanders	5	L
Apr. 8	NY Islanders	3	@ Vancouver	1	L

### 1979 PRELIMINARY ROUND

#### Philadelphia win 2-1

Apr. 10	Vancouver	3	@ Philadelphia	2	W
Apr. 12	Philadelphia	6	@ Vancouver	4	L
Apr. 14	Vancouver	2	@ Philadelphia	7	L

### 1980 PRELIMINARY ROUND

#### Buffalo win 3-1

Apr. 8	Vancouver	1	@ Buffalo	2	L
Apr. 9	Vancouver	0	@ Buffalo	6	L
Apr. 11	Buffalo	4	@ Vancouver	5	W
Apr. 12	Buffalo	3	@ Vancouver	1	L

### 1981 PRELIMINARY ROUND

#### Buffalo win 3-0

Apr. 8	Vancouver	2	@ Buffalo	3 OT	L
Apr. 9	Vancouver	2	@ Buffalo	5	L
Apr. 11	Buffalo	5	@ Vancouver	3	L

### 1982 SMYTHE DIVISION SEMI-FINAL

#### Vancouver win 3-0

Apr. 7	Calgary	3	@ Vancouver	5	W
Apr. 8	Calgary	1	@ Vancouver	2 OT	W
Apr. 10	Vancouver	3	@ Calgary	1	W

### 1982 SMYTHE DIVISION FINAL

#### Vancouver win 4-1

Apr. 15	Los Angeles	2	@ Vancouver	3	W
Apr. 16	Los Angeles	3	@ Vancouver	2 OT	L
Apr. 18	Vancouver	4	@ Los Angeles	3 OT	W
Apr. 19	Vancouver	5	@ Los Angeles	4	W
Apr. 21	Los Angeles	2	@ Vancouver	5	W

### 1982 CAMPBELL CONFERENCE CHAMPIONSHIP

#### Vancouver win 4-1

Apr. 27	Vancouver	2	@ Chicago	1 OT	W
Apr. 29	Vancouver	1	@ Chicago	4	L
May 1	Chicago	3	@ Vancouver	4	W
May 4	Chicago	3	@ Vancouver	5	W
May 6	Vancouver	6	@ Chicago	2	W

### 1982 STANLEY CUP CHAMPIONSHIP

#### NY Islanders win 4-0

May 8	Vancouver	5	@ NY Islanders	6 OT	L
May 11	Vancouver	4	@ NY Islanders	6	L
May 13	NY Islanders	3	@ Vancouver	0	L
May 16	NY Islanders	3	@ Vancouver	1	L

### 1983 SMYTHE DIVISION SEMI-FINAL

#### Calgary win 3-1

Apr. 6	Vancouver	3	@ Calgary	4 OT	L
Apr. 7	Vancouver	3	@ Calgary	5	L
Apr. 9	Calgary	4	@ Vancouver	5	W
Apr. 10	Calgary	4	@ Vancouver	3 OT	L

### 1984 SMYTHE DIVISION SEMI-FINAL

#### Calgary win 3-1

Apr. 4	Vancouver	3	@ Calgary	5	L
Apr. 5	Vancouver	2	@ Calgary	4	L
Apr. 7	Calgary	0	@ Vancouver	7	W
Apr. 8	Calgary	5	@ Vancouver	1	L

### 1986 SMYTHE DIVISION SEMI-FINAL

#### Edmonton win 3-0

Apr. 9	Vancouver	3	@ Edmonton	7	L
Apr. 10	Vancouver	1	@ Edmonton	5	L
Apr. 12	Edmonton	5	@ Vancouver	1	L

### 1989 SMYTHE DIVISION SEMI-FINAL

#### Calgary win 4-3

Apr. 5	Vancouver	4	@ Calgary	3 OT	W
Apr. 6	Vancouver	2	@ Calgary	5	L
Apr. 8	Calgary	4	@ Vancouver	0	L
Apr. 9	Calgary	3	@ Vancouver	5	W
Apr. 11	Vancouver	0	@ Calgary	4	L
Apr. 13	Calgary	3	@ Vancouver	6	W
Apr. 15	Vancouver	3	@ Calgary	4 OT	L

### 1991 SMYTHE DIVISION SEMI-FINAL

#### Los Angeles win 4-2

Apr. 4	Vancouver	6	@ Los Angeles	5	W
Apr. 6	Vancouver	2	@ Los Angeles	3 OT	L
Apr. 8	Los Angeles	1	@ Vancouver	2 OT	W
Apr. 10	Los Angeles	6	@ Vancouver	1	L
Apr. 12	Vancouver	4	@ Los Angeles	7	L
Apr. 14	Los Angeles	4	@ Vancouver	1	L

### 1992 SMYTHE DIVISION SEMI-FINAL

#### Vancouver win 4-3

Apr. 18	Winnipeg	3	@ Vancouver	2	L
Apr. 20	Winnipeg	2	@ Vancouver	3	W
Apr. 22	Vancouver	2	@ Winnipeg	4	L
Apr. 24	Vancouver	1	@ Winnipeg	3	L
Apr. 26	Winnipeg	2	@ Vancouver	8	W
Apr. 28	Vancouver	8	@ Winnipeg	3	W
Apr. 30	Winnipeg	0	@ Vancouver	5	W

### 1992 SMYTHE DIVISION FINAL

#### Edmonton win 4-2

May 3	Edmonton	4	@ Vancouver	3 OT	L
May 4	Edmonton	0	@ Vancouver	4	W
May 6	Vancouver	2	@ Edmonton	5	L
May 8	Vancouver	2	@ Edmonton	3	L
May 10	Edmonton	3	@ Vancouver	4	W
May 12	Vancouver	0	@ Edmonton	3	L

# ALL-TIME PLAYOFF RESULTS

## 1993 SMYTHE DIVISION SEMI-FINAL

### Vancouver win 4-2

Apr. 19	Winnipeg	2	@ Vancouver	4	W
Apr. 21	Winnipeg	2	@ Vancouver	3	W
Apr. 23	Vancouver	4	@ Winnipeg	5	L
Apr. 25	Vancouver	3	@ Winnipeg	1	W
Apr. 27	Winnipeg	4	@ Vancouver	3 OT	L
Apr. 29	Vancouver	4	@ Winnipeg	3 OT	W

## 1993 SMYTHE DIVISION FINAL

### Los Angeles win 4-2

May 2	Los Angeles	2	@ Vancouver	5	W
May 5	Los Angeles	6	@ Vancouver	3	L
May 7	Vancouver	4	@ Los Angeles	7	L
May 9	Vancouver	7	@ Los Angeles	2	W
May 11	Los Angeles	4	@ Vancouver	3 OT	L
May 13	Vancouver	3	@ Los Angeles	5	L

## 1994 WESTERN CONFERENCE QUARTER-FINAL

### Vancouver win 4-3

Apr. 18	Vancouver	5	@ Calgary	0	W
Apr. 20	Vancouver	5	@ Calgary	7	L
Apr. 22	Calgary	4	@ Vancouver	2	L
Apr. 24	Calgary	3	@ Vancouver	2	L
Apr. 26	Vancouver	2	@ Calgary	1 OT	W
Apr. 28	Calgary	2	@ Vancouver	3 OT	W
Apr. 30	Vancouver	4	@ Calgary	3 OT	W

## 1994 WESTERN CONFERENCE SEMI-FINAL

### Vancouver win 4-1

May 2	Vancouver	6	@ Dallas	4	W
May 4	Vancouver	3	@ Dallas	0	W
May 6	Dallas	4	@ Vancouver	3	L
May 8	Dallas	1	@ Vancouver	2 OT	W
May 10	Dallas	2	@ Vancouver	4	W

## 1994 WESTERN CONFERENCE FINAL

### Vancouver win 4-1

May 16	Vancouver	2	@ Toronto	3 OT	L
May 18	Vancouver	4	@ Toronto	3	W
May 20	Toronto	0	@ Vancouver	4	W
May 22	Toronto	0	@ Vancouver	2	W
May 24	Toronto	3	@ Vancouver	4 OT	W

## 1994 STANLEY CUP FINAL

### NY Rangers win 4-3

May 31	Vancouver	3	@ NY Rangers	2 OT	W
June 2	Vancouver	1	@ NY Rangers	3	L
June 4	NY Rangers	5	@ Vancouver	1	L
June 7	NY Rangers	4	@ Vancouver	2	L
June 9	NY Rangers	6	@ NY Rangers	3	W
June 11	NY Rangers	1	@ Vancouver	4	W
June 14	Vancouver	2	@ NY Rangers	3	L

## 1995 WESTERN CONFERENCE QUARTER-FINAL

### Vancouver win 4-3

May 7	Vancouver	1	@ St. Louis	2	L
May 9	Vancouver	5	@ St. Louis	3	W
May 11	St. Louis	1	@ Vancouver	6	W
May 13	St. Louis	5	@ Vancouver	2	L
May 15	Vancouver	6	@ St. Louis	5 OT	W
May 17	St. Louis	8	@ Vancouver	2	L
May 19	Vancouver	5	@ St. Louis	3	W

## 1995 WESTERN CONFERENCE SEMI-FINAL

### Chicago win 4-0

May 21	Vancouver	1	@ Chicago	2 OT	L
May 23	Vancouver	0	@ Chicago	2	L
May 25	Chicago	3	@ Vancouver	2 OT	L
May 27	Chicago	4	@ Vancouver	3 OT	L

## 1996 WESTERN CONFERENCE QUARTER-FINAL

### Colorado win 4-2

Apr. 16	Vancouver	2	@ Colorado	5	L
Apr. 18	Vancouver	5	@ Colorado	4	W
Apr. 20	Colorado	4	@ Vancouver	0	L
Apr. 22	Colorado	3	@ Vancouver	4	W
Apr. 25	Vancouver	4	@ Colorado	5 OT	L
Apr. 27	Colorado	3	@ Vancouver	2	L

## 2001 WESTERN CONFERENCE QUARTER-FINAL

### Colorado win 4-0

Apr. 12	Vancouver	4	@ Colorado	5	L
Apr. 14	Vancouver	1	@ Colorado	2	L
Apr. 16	Colorado	4	@ Vancouver	3 OT	L
Apr. 18	Colorado	5	@ Vancouver	1	L

## 2002 WESTERN CONFERENCE QUARTER-FINAL

### Detroit win 4-2

Apr. 17	Vancouver	4	@ Detroit	3 OT	W
Apr. 19	Vancouver	5	@ Detroit	2	W
Apr. 21	Detroit	3	@ Vancouver	1	L
Apr. 23	Detroit	4	@ Vancouver	2	L
Apr. 25	Vancouver	0	@ Detroit	4	L
Apr. 27	Detroit	6	@ Vancouver	4	L

## 2003 WESTERN CONFERENCE QUARTER-FINAL

### Vancouver win 4-3

Apr. 10	St. Louis	6	@ Vancouver	0	L
Apr. 12	St. Louis	1	@ Vancouver	2	W
Apr. 14	Vancouver	1	@ St. Louis	3	L
Apr. 16	Vancouver	1	@ St. Louis	4	L
Apr. 18	St. Louis	3	@ Vancouver	5	W
Apr. 20	Vancouver	4	@ St. Louis	3	W
Apr. 22	St. Louis	1	@ Vancouver	4	W

## 2003 WESTERN CONFERENCE SEMI-FINAL

### Minnesota win 4-3

Apr. 25	Minnesota	3	@ Vancouver	4 OT	W
Apr. 27	Minnesota	3	@ Vancouver	2	L
Apr. 29	Vancouver	3	@ Minnesota	2	W
May 2	Vancouver	3	@ Minnesota	2 OT	W
May 5	Minnesota	7	@ Vancouver	2	L
May 7	Vancouver	1	@ Minnesota	5	L
May 8	Minnesota	4	@ Vancouver	2	L

## 2004 WESTERN CONFERENCE QUARTER-FINAL

### Calgary win 4-3

Apr. 7	Calgary	3	@ Vancouver	5	W
Apr. 9	Calgary	2	@ Vancouver	1	L
Apr. 11	Vancouver	2	@ Calgary	1	W
Apr. 13	Vancouver	0	@ Calgary	4	L
Apr. 15	Calgary	2	@ Vancouver	1	L
Apr. 17	Vancouver	5	@ Calgary	4 OT	W
Apr. 19	Calgary	3	@ Vancouver	2 OT	L

## 2007 WESTERN CONFERENCE QUARTER-FINAL

### Vancouver win 4-3

Apr. 11	Dallas	4	@ Vancouver	5 OT	W
Apr. 13	Dallas	2	@ Vancouver	0	L
Apr. 15	Vancouver	2	@ Dallas	1 OT	W
Apr. 17	Vancouver	2	@ Dallas	1	W
Apr. 19	Dallas	1	@ Vancouver	0 OT	L
Apr. 21	Vancouver	0	@ Dallas	2	L
Apr. 23	Dallas	1	@ Vancouver	4	W

## 2007 WESTERN CONFERENCE SEMI-FINAL

### Anaheim win 4-1

Apr. 25	Vancouver	1	@ Anaheim	5	L
Apr. 27	Vancouver	2	@ Anaheim	1 OT	W
Apr. 29	Anaheim	3	@ Vancouver	2	L
May 1	Anaheim	3	@ Vancouver	2 OT	L
May 3	Vancouver	1	@ Anaheim	2 OT	L

## 2009 WESTERN CONFERENCE QUARTER-FINAL

### Vancouver win 4-0

Apr. 15	St. Louis	1	@ Vancouver	2	W
Apr. 17	St. Louis	0	@ Vancouver	3	W
Apr. 19	Vancouver	3	@ St. Louis	2	W
Apr. 21	Vancouver	3	@ St. Louis	2 OT	W

## 2009 WESTERN CONFERENCE SEMI-FINAL

### Chicago win 4-2

Apr. 30	Chicago	3	@ Vancouver	5	W
May 2	Chicago	6	@ Vancouver	3	L
May 5	Vancouver	3	@ Chicago	1	W
May 7	Vancouver	1	@ Chicago	2 OT	L
May 9	Chicago	4	@ Vancouver	2	L
May 11	Vancouver	5	@ Chicago	7	L

# ALL-TIME PLAYOFF RESULTS

CANUCKS

PLAYERS

IN THE SYSTEM

2020-21 REVIEW

OPPONENTS

HISTORY

ALL-TIME RECORDS

PLAYOFFS

NHL

MEDIA SERVICES

## 2010 WESTERN CONFERENCE QUARTER-FINAL

### Vancouver win 4-2

Apr. 15	Los Angeles	2	@ Vancouver	3 OT	W
Apr. 17	Los Angeles	3	@ Vancouver	2 OT	L
Apr. 19	Vancouver	3	@ Los Angeles	5	L
Apr. 21	Vancouver	6	@ Los Angeles	4	W
Apr. 23	Los Angeles	2	@ Vancouver	7	W
Apr. 25	Vancouver	4	@ Los Angeles	2	W

## 2010 WESTERN CONFERENCE SEMI-FINAL

### Chicago win 4-2

May 1	Vancouver	5	@ Chicago	1	W
May 3	Vancouver	2	@ Chicago	4	L
May 5	Chicago	5	@ Vancouver	2	L
May 7	Chicago	7	@ Vancouver	4	L
May 9	Vancouver	4	@ Chicago	1	W
May 11	Chicago	5	@ Vancouver	1	L

## 2011 WESTERN CONFERENCE QUARTER-FINAL

### Vancouver win 4-3

Apr. 13	Chicago	0	@ Vancouver	2	W
Apr. 15	Chicago	3	@ Vancouver	4	W
Apr. 17	Vancouver	3	@ Chicago	2	W
Apr. 19	Vancouver	2	@ Chicago	7	L
Apr. 21	Chicago	5	@ Vancouver	0	L
Apr. 24	Vancouver	3	@ Chicago	4 OT	L
Apr. 26	Chicago	1	@ Vancouver	2 OT	W

## 2011 WESTERN CONFERENCE SEMI-FINAL

### Vancouver win 4-2

Apr. 28	Nashville	0	@ Vancouver	1	W
Apr. 30	Nashville	2	@ Vancouver	1 OT	L
May 3	Vancouver	3	@ Nashville	2 OT	W
May 5	Vancouver	4	@ Nashville	2	W
May 7	Nashville	4	@ Vancouver	3	L
May 9	Vancouver	2	@ Nashville	1	W

## 2011 WESTERN CONFERENCE FINAL

### Vancouver win 4-1

May 15	San Jose	2	@ Vancouver	3	W
May 18	San Jose	3	@ Vancouver	7	W
May 20	Vancouver	3	@ San Jose	4	L
May 22	Vancouver	4	@ San Jose	2	W
May 24	San Jose	2	@ Vancouver	3 OT	W

## 2011 STANLEY CUP FINAL

### Boston win 4-3

June 1	Boston	0	@ Vancouver	1	W
June 4	Boston	2	@ Vancouver	3 OT	W
June 6	Vancouver	1	@ Boston	8	L
June 8	Vancouver	0	@ Boston	4	L
June 10	Boston	0	@ Vancouver	1	W
June 13	Vancouver	2	@ Boston	5	L
June 15	Boston	4	@ Vancouver	0	L

## 2012 WESTERN CONFERENCE QUARTER-FINAL

### Los Angeles win 4-1

Apr. 11	Los Angeles	4	@ Vancouver	2	L
Apr. 13	Los Angeles	4	@ Vancouver	2	L
Apr. 15	Vancouver	0	@ Los Angeles	1	L
Apr. 18	Vancouver	3	@ Los Angeles	1	W
Apr. 22	Los Angeles	2	@ Vancouver	1 OT	L

## 2013 WESTERN CONFERENCE QUARTER-FINAL

### San Jose win 4-0

May 1	San Jose	3	@ Vancouver	1	L
May 3	San Jose	3	@ Vancouver	2 OT	L
May 5	Vancouver	2	@ San Jose	5	L
May 7	Vancouver	3	@ San Jose	4 OT	L

## 2015 WESTERN CONFERENCE QUARTER-FINAL

### Calgary win 4-2

Apr. 15	Calgary	2	@ Vancouver	1	L
Apr. 17	Calgary	1	@ Vancouver	4	W
Apr. 19	Vancouver	2	@ Calgary	4	L
Apr. 21	Vancouver	1	@ Calgary	3	L
Apr. 23	Calgary	1	@ Vancouver	2	W
Apr. 25	Vancouver	4	@ Calgary	7	L

## 2020 WESTERN CONFERENCE QUALIFYING ROUND

### Vancouver win 3-1

Aug. 2	Minnesota	3	@ Vancouver	0	L
Aug. 4	Minnesota	3	@ Vancouver	4	W
Aug. 6	Vancouver	3	@ Minnesota	0	W
Aug. 7	Vancouver	5	@ Minnesota	4 (OT)	W

## 2020 WESTERN CONFERENCE QUARTER-FINAL

### Vancouver win 4-2

Aug. 12	Vancouver	5	@ St. Louis	2	W
Aug. 14	Vancouver	4	@ St. Louis	3 (OT)	W
Aug. 16	St. Louis	3	@ Vancouver	2 (OT)	L
Aug. 17	St. Louis	3	@ Vancouver	1	L
Aug. 19	Vancouver	4	@ St. Louis	3	W
Aug. 21	St. Louis	2	@ Vancouver	6	W

## 2020 WESTERN CONFERENCE SEMI-FINAL

### Vegas win 4-3

Aug. 23	Vancouver	0	@ Vegas	5	L
Aug. 25	Vancouver	5	@ Vegas	2	W
Aug. 29	Vegas	3	@ Vancouver	0	L
Aug. 30	Vegas	5	@ Vancouver	3	L
Sep. 1	Vancouver	2	@ Vegas	1	W
Sep. 3	Vegas	0	@ Vancouver	4	W
Sep. 4	Vancouver	0	@ Vegas	3	L

## ALL-TIME PLAYOFF SHUTOUTS

Year	Date	Goaltender	Opp.	Score
1975	Apr. 19	Ken Dryden	Montreal	0-4
1980	Apr. 9	Bob Sauve	Buffalo	0-6
1982	May 13	Bill Smith	NY Islanders	0-3
1984	Apr. 7	Richard Brodeur	Calgary	7-0
1989	Apr. 8	Mike Vernon	Calgary	0-4
1989	Apr. 11	Mike Vernon	Calgary	0-4
1992	Apr. 30	Kirk McLean	Winnipeg	5-0
1992	May 4	Kirk McLean	Edmonton	4-0
1992	May 12	Bill Ranford	Edmonton	0-3
1994	Apr. 18	Kirk McLean	Calgary	5-0
1994	May 4	Kirk McLean	Dallas	3-0
1994	May 20	Kirk McLean	Toronto	4-0
1994	May 22	Kirk McLean	Toronto	2-0
1995	May 23	Ed Belfour	Chicago	0-2
1996	Apr. 20	Patrick Roy	Colorado	0-4
2002	Apr. 25	Dominik Hasek	Detroit	0-4
2003	Apr. 10	Chris Osgood	St. Louis	0-6
2004	Apr. 13	Mikka Kiprusoff	Calgary	0-4
2007	Apr. 13	Marty Turco	Dallas	0-2
2007	Apr. 19	Marty Turco	Dallas	0-1
2007	Apr. 21	Marty Turco	Dallas	0-2
2009	Apr. 17	Roberto Luongo	St. Louis	3-0
2011	Apr. 13	Roberto Luongo	Chicago	2-0
2011	Apr. 21	Corey Crawford	Chicago	0-5
2011	Apr. 28	Roberto Luongo	Nashville	1-0
2011	Jun. 1	Roberto Luongo	Boston	1-0
2011	Jun. 8	Tim Thomas	Boston	0-4
2011	Jun. 10	Roberto Luongo	Boston	1-0
2011	Jun. 15	Tim Thomas	Boston	0-4
2012	Apr. 15	Jonathan Quick	Los Angeles	0-1
2020	Aug. 2	Alex Stalock	Minnesota	0-3
2020	Aug. 6	Jacob Markstrom	Minnesota	3-0
2020	Aug. 23	Robin Lehner	Vegas	0-5
2020	Aug. 29	Robin Lehner	Vegas	0-3
<b>2020</b>	<b>Sep. 3</b>	<b>Thatcher Demko</b>	<b>Vegas</b>	<b>4-0</b>
2020	Sep. 4	Robin Lehner	Vegas	0-3



# ALL-TIME PLAYOFF RECORDS

## ALL-TIME TOP FIVE

Games Played				
1	Trevor Linden	118	4	Geoff Courttnall 35
2	Henrik Sedin	105	5	Cliff Ronning 34
3	Daniel Sedin	102	<b>Penalty Minutes</b>	
4	Alex Edler	82	1	Dave Williams 181
5	Sami Salo	74	2	Sergio Momesso 157
<b>Goals</b>			3	Alex Burrows 124
T-1	Trevor Linden	34	4	Kevin Bieksa 122
	Pavel Bure	34	5	Geoff Courttnall 121
3	Geoff Courttnall	26	<b>Defenceman Points</b>	
4	Daniel Sedin	25	1	Jyrki Lumme 40
5	Cliff Ronning	24	2	Alex Edler 38
<b>Assists</b>			3	Mattias Ohlund 28
1	Trevor Linden	61	4	Dave Babych 27
2	Henrik Sedin	55	5	Sami Salo 26
3	Daniel Sedin	46		

## ALL-TIME PLAYOFF COACHING

Rk	Coach	GC	W	L	PCT
1	<b>Travis Green</b>	<b>17</b>	<b>10</b>	<b>7</b>	<b>.588</b>
2	Roger Nielsen	21	12	9	.571
3	Pat Quinn	61	31	30	.508
4	Alain Vigneault	68	33	35	.485
5	Bob McCammon	7	3	4	.428
6	Marc Crawford	31	12	19	.387
7	Rick Ley	11	4	7	.364
8	Willie Desjardins	6	2	4	.333
9	Harry Neale	14	3	11	.214
10	Phil Maloney	7	1	6	.142
11	Tom Watt	3	0	3	.000

## ALL-TIME PLAYOFF GOALTENDING

Rk	Player	GPI	MINS	GA	SO	AVG	W	L
1	K. McLean	68	4189	198	6	2.84	34	34
2	R. Luongo	64	3856	163	5	2.54	32	31
3	R. Brodeur	29	1801	99	1	3.30	12	17
4	D. Cloutier	25	1361	75	0	3.31	10	13
5	J. Markstrom	14	841	40	1	2.85	8	6
6	C. Schneider	10	463	20	0	2.59	1	4
7	G. Bromley	7	358	25	0	4.19	2	5
8	C. Hirsch	6	338	21	0	3.73	2	3
<b>T-9</b>	<b>T. Demko</b>	<b>4</b>	<b>186</b>	<b>2</b>	<b>1</b>	<b>0.64</b>	<b>2</b>	<b>1</b>
	T. Gamble	4	249	16	0	3.85	1	3
	G. Smith	4	257	14	0	3.27	1	3
	E. Lack	4	198	10	0	3.03	1	3
	A. Auld	4	242	10	0	2.48	1	2

## ALL-TIME PLAYOFF PENALTY SHOTS

1	Steve Duchesne, Los Angeles, successful against Kirk McLean, Game 4, Smythe Division Semi-Finals, Apr. 10, 1991
2	Pavel Bure unsuccessful against Mike Richter, NY Rangers Game 4, Stanley Cup Finals, Jun. 7, 1994
3	Todd Bertuzzi unsuccessful against Dominik Hasek, Detroit Red Wings Game 3, Western Conference Quarter-Final, Apr. 21, 2002
4	Michael Frolik, Chicago Blackhawks, successful against Cory Schneider Game 6, Western Conference Quarter-Final, Apr. 24, 2011
5	Alex Burrows unsuccessful against Corey Crawford, Chicago Blackhawks Game 7, Western Conference Quarter-Final, Apr. 26, 2011
6	Dustin Brown, Los Angeles, unsuccessful against Cory Schneider, Game 4, Western Conference Quarter-Final, Apr. 18, 2012.

## ALL-TIME PLAYOFF HAT TRICKS

Year	Player	Date	Opponent	Goaltender
1996	T. Linden	Apr. 25	Colorado	P. Roy
1992	G. Courttnall	Apr. 30	Winnipeg	R. Tabaracci
1992	P. Bure	Apr. 28	Winnipeg	R. Tabaracci
1991	G. Courttnall	Apr. 4	Los Angeles	K. Hrudzey
1984	D. Halward	Apr. 7	Calgary	R. Lemelin (2) D. Edwards (1)

## ALL-TIME PLAYOFF GORDIE HOWE HAT TRICKS

Year	Player	Date	Opponent
2011	K. Bieksa	May 18	San Jose
1984	N. Bolland	Apr. 7	Calgary
1983	M. Kirton	Apr. 10	Calgary

Rk	Player	GPI	MINS	GA	SO	AVG	W	L
T-14	S. Weeks	3	140	8	0	3.43	1	1
	J. Garrett	3	78	4	0	3.09	1	0
	R. Miller	3	156	6	0	2.31	1	1
T-17	J. Hedberg	2	98	4	0	2.45	1	1
	D. Sabourin	2	14	1	0	4.14	0	0
	P. Skudra	2	96	5	0	3.13	0	1
	B. Essensa	2	122	6	0	2.95	0	2
	C. Ridley	2	119	8	0	4.03	0	2
	G. Hanlon	2	60	3	0	3.00	0	0
T-23	A. Raycroft	1	25	1	0	2.44	0	0
	K. Whitmore	1	20	2	0	6.00	0	0
	K. Lockett	1	60	6	0	6.02	0	1
	W. Young	1	60	5	0	5.00	0	1

# ALL-TIME PLAYOFF SCORING

## ALL-TIME PLAYOFF SCORING

RK	Player	GP	G	A	PTS	PIM	RK	Player	GP	G	A	PTS	PIM
1	T. Linden	118	34	61	95	90		K. McLean (G)	68	0	6	6	0
2	H. Sedin	105	23	55	78	58	T-81	<b>T. Motte</b>	<b>17</b>	<b>4</b>	<b>1</b>	<b>5</b>	<b>2</b>
3	D. Sedin	102	25	46	71	78		J. Beranek	14	3	2	5	12
4	P. Bure	60	34	32	66	72		J. Gould	7	3	2	5	0
5	G. Courttnall	65	26	35	61	121		R. Nordmark	7	3	2	5	8
6	C. Ronning	72	24	34	58	48		E. Tikkanen	6	3	2	5	2
7	J. Lumme	72	9	31	40	36		S. O'Brien	22	2	3	5	49
T-8	T. Gradin	38	17	21	38	20		C. Campbell	19	2	3	5	98
	R. Kesler	57	12	26	38	71		R. Oksiuta	10	2	3	5	0
	A. Edler	82	8	30	38	60		D. Ward	9	2	3	5	0
T-11	A. Burrows	70	19	15	34	124		P. Reinhart	7	2	3	5	4
	G. Adams	53	15	19	34	16		M. Baron	24	0	5	5	20
T-13	S. Smyl	41	16	17	33	64		R. Blight	5	0	5	5	2
	M. Naslund	45	13	20	33	46	T-93	G. Odjick	32	3	1	4	95
15	M. Ohlund	52	9	19	28	55		A. Roussel	17	2	2	4	46
16	D. Babych	60	9	18	27	42		B. Smolinski	12	2	2	4	8
17	S. Salo	74	9	17	26	14		K. McCarthy	11	2	2	4	12
T-18	K. Bieksa	71	10	15	25	122		D. Lever	10	2	2	4	6
	B. Morrison	43	8	17	25	38		G. O'Flaherty	7	2	2	4	6
20	M. Craven	34	8	15	23	22		T. Toffoli	7	2	2	4	0
21	S. Momesso	66	9	13	22	157		T. Kurvers	6	2	2	4	12
T-22	E. Jovanovski	31	9	10	19	36		R. Vrbata	6	2	2	4	0
	J. Brown	29	7	12	19	39		J. Gillis	5	2	2	4	0
	C. Ehrhoff	35	5	14	19	24		J. Ruutu	24	1	3	4	32
T-25	M. Samuelsson	23	9	9	18	24		G. Minor	12	1	3	4	25
	M. Raymond	55	8	10	18	14		A. Semenov	12	1	3	4	0
	J. Hansen	64	7	11	18	42		A. Chubarov	27	0	4	4	4
	<b>E. Pettersson</b>	<b>17</b>	<b>7</b>	<b>11</b>	<b>18</b>	<b>2</b>	T-107	T. Stecher	17	2	1	3	10
	<b>J.T. Miller</b>	<b>17</b>	<b>6</b>	<b>12</b>	<b>18</b>	<b>14</b>		J. Virtanen	16	2	1	3	25
30	J. Sandlak	33	7	10	17	30		G. Butcher	14	2	1	3	24
T-31	<b>B. Horvat</b>	<b>23</b>	<b>11</b>	<b>5</b>	<b>16</b>	<b>6</b>		R. Sutter	7	2	1	3	12
	R. Courttnall	17	5	11	16	23		A. Cassels	6	2	1	3	0
	<b>Q. Hughes</b>	<b>17</b>	<b>2</b>	<b>14</b>	<b>16</b>	<b>2</b>		P. Bordeleau	5	2	1	3	0
T-34	D. Rota	30	10	5	15	82		R. Delorme	23	1	2	3	49
	I. Boldirev	22	9	6	15	4		M. Crawford	20	1	2	3	44
	G. Diduck	47	6	9	15	53		P.-O. Brasar	13	1	2	3	0
T-37	T. Bertuzzi	24	6	8	14	82		D. Kearns	11	1	2	3	8
	T. Williams	31	4	10	14	181		R. Kron	11	1	2	3	2
T-39	C. Fraser	27	4	9	13	108		S. Lachance	8	1	2	3	6
	K. Wellwood	22	3	10	13	0		M. Bridgman	7	1	2	3	10
	I. Hlinka	16	3	10	13	8		N. Bonino	6	1	2	3	4
T-42	M. Cooke	32	8	4	12	30		M. Kirton	4	1	2	3	7
	M. Gelinas	33	6	6	12	26		W. Mitchell	22	0	3	3	34
	D. Halward	28	6	6	12	77		B. Glynn	17	0	3	3	10
	D. Lidster	41	2	10	12	36		R. Rypien	17	0	3	3	47
	D. Hamhuis	34	2	10	12	36		R. Walter	13	0	3	3	8
T-47	<b>B. Boeser</b>	<b>17</b>	<b>4</b>	<b>7</b>	<b>11</b>	<b>10</b>		B. MacDonald	8	0	3	3	2
	G. Lupul	25	4	7	11	11		J. Slegre	5	0	3	3	4
	I. Lariонов	19	4	7	11	10	T-28	J. Cowan	10	2	0	2	22
	P. Nedved	28	3	8	11	18		C. Neely	7	2	0	2	8
	B. Sopol	42	2	9	11	10		B. Peterson	3	2	0	2	9
	N. Belland	21	2	9	11	23		J. Beagle	17	1	1	2	10
	L. Molin	19	2	9	11	7		M. Malik	21	1	1	2	20
T-54	C. Higgins	40	5	5	10	6		R. Johnson	14	1	1	2	4
	H. Snepsts	44	1	9	10	99		J. Bulis	12	1	1	2	2
	B. Hedicán	41	1	9	10	32		P. Sundstrom	11	1	1	2	9
	C. Tanev	33	1	9	10	4		B. Manno	10	1	1	2	12
	T. Tanti	18	1	9	10	15		C. Ruuttu	9	1	1	2	0
T-59	S. Bernier	22	6	3	9	7		M. Rucinsky	7	1	1	2	6
	T. Klatt	18	5	4	9	2		G. Sanderson	7	1	1	2	4
	L. Lindgren	25	3	6	9	14		D. Capuano	6	1	1	2	5
	P. Demitra	17	3	6	9	6		S. Matthias	6	1	1	2	10
	N. Lafayette	20	2	7	9	4		L. Sbisá	6	1	1	2	7
	A. Mogilny	6	1	8	9	8		R. Kenis	5	1	1	2	4
T-65	T. Fergus	13	5	3	8	6		L. Krajček	12	0	2	2	12
	<b>T. Pearson</b>	<b>17</b>	<b>4</b>	<b>4</b>	<b>8</b>	<b>4</b>		T. Letowski	12	0	2	2	8
	M. Sundin	8	3	5	8	2		S. Bozek	10	0	2	2	4
	A. Plavíc	13	1	7	8	4		B. Reid	10	0	2	2	0
T-69	J. Nil	20	4	3	7	73		L. Rochefort	5	0	2	2	0
	D. Murzyn	40	3	4	7	92		J. Belanger	3	0	2	2	2
	R. Torres	23	3	4	7	28		J.-J. Daigneault	3	0	2	2	0
	B. Bradley	7	3	4	7	10		B. May	20	1	0	1	31
	R. Lanz	14	2	5	7	6	T-151	A. Rome	16	1	0	1	27
	C. Oddleifson	14	1	6	7	8		A. Aucoin	10	1	0	1	2
T-75	M. Lapierre	34	3	3	6	88		D. Hordichuk	10	1	0	1	14
	T. Pyatt	16	2	4	6	8		M. Grabner	9	1	0	1	0
	B. Dailey	7	2	4	6	14		B. Ashton	7	1	0	1	8
	P. Skriko	10	1	5	6	0		J. Butler	7	1	0	1	2
	<b>B. Sutter</b>	<b>17</b>	<b>1</b>	<b>5</b>	<b>6</b>	<b>4</b>		G. Monahan	7	1	0	1	4

# ALL-TIME PLAYOFF SCORING

## ALL-TIME PLAYOFF SCORING

RK	Player	GP	G	A	PTS	PIM	RK	Player	GP	G	A	PTS	PIM
	A. Boudrias	6	1	0	1	0		E. Lack (G)	4	0	0	0	0
	T. Warriner	6	1	0	1	2		M. Lemay	4	0	0	0	12
	S. Pahlsson	5	1	0	1	4		D. Logan	4	0	0	0	0
	J. Charbonneau	3	1	0	1	4		L. Melnyk	4	0	0	0	2
	D. Kozak	3	1	0	1	0		R. Murphy	4	0	0	0	2
	D. Ververgaert	3	1	0	1	4		D. Smith	4	0	0	0	6
	B. McMillan	2	1	0	1	4		G. Smith (G)	4	0	0	0	0
	J. McIntyre	24	0	1	1	16		N. Smith	4	0	0	0	0
	A. Alberts	23	0	1	1	35		N. Baumgartner	3	0	0	0	0
	S. Antoski	16	0	1	1	36		J. Benning	3	0	0	0	0
	G. Valk	16	0	1	1	37		M. Bergevin	3	0	0	0	2
	K. Ballard	14	0	1	1	8		G. Boddy	3	0	0	0	0
	C. Hodgson	12	0	1	1	2		A. Bolduc	3	0	0	0	0
	J. Grisdale	10	0	1	1	15		C. Cox	3	0	0	0	2
	R. Sedlbauer	10	0	1	1	19		T. Currie	3	0	0	0	10
	J. Green	9	0	1	1	12		A. Ebbett	3	0	0	0	0
	R. Gregg	7	0	1	1	8		R. Fitzpatrick	3	0	0	0	6
	M. Robitaille	7	0	1	1	4		J. Garrett (G)	3	0	0	0	0
	F. Kucera	6	0	1	1	0		B. Gassoff	3	0	0	0	0
	J. Mazur	6	0	1	1	8		P. Kavanagh	3	0	0	0	2
	B. Murray	6	0	1	1	13		D. Lowry	3	0	0	0	0
	D. Booth	5	0	1	1	0		J. McIlhargey	3	0	0	0	2
	J. Hlavac	5	0	1	1	0		P. McNab	3	0	0	0	0
	M. Peca	5	0	1	1	8		R. Miller (G)	3	0	0	0	0
	H. Druken	4	0	1	1	0		P. Schaefer	3	0	0	0	0
	D. Pederson	4	0	1	1	4		B. Schautz	3	0	0	0	0
	D. Roy	4	0	1	1	2		R. Tudor	3	0	0	0	0
	P. Martin	3	0	1	1	2		O. Vaananen	3	0	0	0	2
	R. Stern	3	0	1	1	17		S. Weeks (G)	3	0	0	0	2
	J. Carson	2	0	1	1	0		S. Baertschi	2	0	0	0	0
	W. Young (G)	1	0	1	1	0		G. Cochrane	2	0	0	0	5
T-190	R. Luongo (G)	64	0	0	0	0		A. DeMarco	2	0	0	0	0
	T. Hunter	46	0	0	0	74		B. Essensa (G)	2	0	0	0	0
	R. Brodeur (G)	29	0	0	0	4		<b>M. Ferland</b>	<b>2</b>	<b>0</b>	<b>0</b>	<b>0</b>	<b>7</b>
	R. Dirk	28	0	0	0	41		K. Hammond	2	0	0	0	6
	D. Cloutier (G)	25	0	0	0	10		G. Hanlon (G)	2	0	0	0	0
	T. Glass	24	0	0	0	18		J. Hedberg (G)	2	0	0	0	0
	V. Oreskovich	19	0	0	0	12		J. Namestnikov	2	0	0	0	2
	O. Fantenberg	16	0	0	0	4		C. Ridley (G)	2	0	0	0	0
	A. Eldebrink	13	0	0	0	10		D. Sabourin (G)	2	0	0	0	0
	J. Cullimore	11	0	0	0	12		P. Skudra (G)	2	0	0	0	0
	M. Malhotra	11	0	0	0	0		J. Strudwick	2	0	0	0	0
	L. Eriksson	10	0	0	0	6		M. Walton	2	0	0	0	5
	A. Gaudette	10	0	0	0	2		R. Bawa	1	0	0	0	0
	<b>T. Myers</b>	<b>10</b>	<b>0</b>	<b>0</b>	<b>0</b>	<b>24</b>		B. Bitz	1	0	0	0	15
	C. Schneider (G)	10	0	0	0	0		T. Bouck	1	0	0	0	0
	Z. Kassian	8	0	0	0	6		D. Bruce	1	0	0	0	0
	J. Benn	7	0	0	0	0		J. Dowd	1	0	0	0	0
	G.C. Adams	7	0	0	0	21		L. Goodenough	1	0	0	0	2
	B. Allen	7	0	0	0	6		K. Guy	1	0	0	0	0
	G. Bromley (G)	7	0	0	0	2		O. Juolevi	1	0	0	0	0
	M. Keane	7	0	0	0	4		J. King	1	0	0	0	0
	J. Bubla	6	0	0	0	7		J. Kocur	1	0	0	0	0
	D. Dorsett	6	0	0	0	20		K. Lockett (G)	1	0	0	0	0
	B. Helmer	6	0	0	0	0		M. Petit	1	0	0	0	0
	C. Hirsch (G)	6	0	0	0	2		M. Pettinger	1	0	0	0	0
	D. Jackson	6	0	0	0	10		S. Pinizzotto	1	0	0	0	0
	B. Lalonde	6	0	0	0	2		A. Raycroft (G)	1	0	0	0	0
	Z. MacEwen	6	0	0	0	9		T. Santala	1	0	0	0	0
	A. Schliebener	6	0	0	0	0		T. Sestito	1	0	0	0	2
	M. Sillinger	6	0	0	0	2		L. Vey	1	0	0	0	0
	J. Tambellini	6	0	0	0	2		K. Whitmore (G)	1	0	0	0	0
	Y. Weber	6	0	0	0	12							
	D. Weise	6	0	0	0	4							
	T. Pratt	5	0	0	0	5							
	B. Richardson	5	0	0	0	15							
	M. Ridley	5	0	0	0	2							
	L. Rohlin	5	0	0	0	0							
	A. Stojanov	5	0	0	0	2							
	M. Wotton	5	0	0	0	4							
	J. Agnew	4	0	0	0	6							
	A. Auld (G)	4	0	0	0	0							
	D. Berehowsky	4	0	0	0	12							
	D. Brashear	4	0	0	0	0							
	F. Corrado	4	0	0	0	0							
	T. Gamble (G)	4	0	0	0	0							
	J. Garrison	4	0	0	0	2							
	J. Hughes	4	0	0	0	10							

# ALL-TIME PLAYOFF RECORDS

## SEASON

<b>Wins</b>		
Most	15	2011, 1994
Most Home	10	2011
Most Road	8	1994
Most Consecutive	5	Apr. 26-May 04/94, May 18-31/94, Aug. 4-14/20
<b>Goals</b>		
Most For	76	1994
Most Against	69	2011

## SERIES

<b>Goals</b>		
Most For	29	1992 Division Semi-Final vs WPG
Most Against	26	1989 Division Semi-Final vs CGY
Most, Both Team	46	1989 Division Semi-Final vs CGY 1992 Division Semi-Final vs WPG
<b>Power Play Goals</b>		
Most For	9	2011 Conference Final vs SJ
Most Against	10	1989 Division Semi-Final vs CGY
Most, Both Teams	17	1989 Division Semi-Final vs CGY
<b>Shorthanded Goals</b>		
Most For	6	1995 Western Quarter Final vs STL
Most, Both Teams	7	1995 Western Quarter Final vs STL

## GAME

<b>Overtime</b>		
Longest	78:06	Apr. 11/07 (VAN 5 vs DAL 4, Henrik Sedin scored at 18:06 in the fourth overtime. The total time played for the game was 138:06)
Shortest	0:11	Aug. 7/20 (VAN 5 at MIN 4 – Chris Tanev) Jun. 4/11 (VAN 3 vs BOS 2 – Alex Burrows)
<b>Goals</b>		
Most	8	Apr. 26/92 (VAN 8 vs WPG 2) Apr. 28/92 (VAN 8 @ WPG 3) June 6/11 (VAN 1 @ BOS 8) May 17/95 (VAN 2 @ STL 8) Apr. 20/94 (CGY 7 vs VAN 5)
Most Against	8	June 6/11 (VAN 1 @ BOS 8) May 17/95 (VAN 2 @ STL 8) Apr. 20/94 (CGY 7 vs VAN 5)
Most, Both Teams	12	Apr. 20/94 (CGY 7 vs VAN 5)
<b>Power Play Goals</b>		
Most	4	Apr. 9/89 vs CGY
Most Against	4	May 7/10 vs CHI

## PERIOD

<b>Goals</b>		
Most	5	Jun. 9/94 vs NYR
Most Against	4	Apr. 25/15 @ CGY June 13/11 @ BOS June 6/11 @ BOS Apr. 19/11 @ CHI May 11/09 @ CHI Apr. 9/80 vs BUF May 11/82 vs NYI Apr. 9/86 vs EDM Apr. 20/94 vs CGY May 17/95 vs STL Apr. 16/96 vs COL Jun. 9/94 vs NYR
Most, Both Teams	8	Apr. 16/96 vs COL Jun. 9/94 vs NYR
<b>Power Play Goals</b>		
Most	3	May 4/92 vs EDM Apr. 12/91 vs LA

<b>Overtime</b>		
Most Games	7	1994
Most Wins	6	1994
Most Losses	3	2007, 1995

<b>Power Play Goals</b>		
Most For	19	2011, 1994
Most Against	20	1994

<b>Penalty Minutes</b>		
Most for	285	1982 Campbell Conference Final vs CHI

<b>Overtime</b>		
Most Games	3	1994 Western Conference Quarter-Final vs CGY (3-0) 1995 Western Conference Semi-Final vs CHI (0-3) 2007 Western Conference Quarter-Final vs DAL (2-1) 2007 Western Conference Semi-Final vs ANA (1-2)

Most, Both Teams	7	May 11/09 @ CHI Apr. 9/89 vs CGY
------------------	---	-------------------------------------

<b>Fastest Two Shorthanded Goals</b>	0:17	Christian Ruutu at 4:31, Geoff Courtnall at 4:48 of second period on May 15/95 vs STL. Previous record was 24 seconds set by MTL in 1978 – an NHL record.
--------------------------------------	------	---

<b>Penalty Minutes</b>		
Most	106	Apr. 29/82 vs CHI
Most, Opponent	95	Apr. 17/15 by CGY
Most, Both Teams	188	Apr. 29/82 vs CHI

<b>Shots on Goal</b>		
Most	56	Apr. 11/07 vs DAL
Most, Opponent	76	Apr. 11/07 by DAL
Most, Both Teams	132	Apr. 11/07 vs DAL
Fewest	13	May 22/11 @ SJ
Fewest, Opponent	14	May 4/92 vs EDM
Fewest, Both Teams	36	Apr. 8/89 vs CGY

Most Against	3	Apr. 9/80 vs BUF Apr. 9/89 vs CGY May 7/10 vs CHI
Most, Both Teams	5	Apr. 9/89 vs CGY

<b>Shots on Goal</b>		
Most	23	Apr. 13/12 vs LA
Most, Opponent	22	May 3/07 @ ANA
Most, Both Teams	32	Jun. 9/94 vs NYR
Fewest	2	May 9/11 @ NSH
Fewest, Opponent	1	Apr. 22/96 vs COL
Fewest, Both Teams	9	May 4/92 vs EDM Apr. 8/89 vs CGY

<b>Fastest Goal to Start Game</b>		
Canucks	:08	Apr. 7/82 vs CGY (Stan Smyl)
Opponent	:18	May 7/10 vs CHI (Brent Seabrook)

<b>Fastest Goal to Start Period</b>		
Canucks	:08	Apr. 7/82 vs CGY (Stan Smyl)

# ALL-TIME PLAYOFF RECORDS

## PERIOD CONTINUED

### Fastest Two Goals

Canucks	:15	Apr. 13/89 vs CGY (Rich Sutter 19:29, Garth Butcher 19:44, 2nd)
Opponent	:09	May 5/13 at SJ (Logan Couture 1:40, Patrick Marleau 1:49, 3rd)
Both Teams	:16	Apr. 17/04 @ CGY (Geoff Sanderson 10:15, Oleg Saprykin 10:31, 2nd)

### Fastest Three Goals

Canucks	1:55	May 22/11 at SJ (Ryan Kesler 9:16, Salo 10:55 & 11:11, 2nd)
Opponent	:38	Apr. 18/01 vs COL (Peter Forsberg 9:11, Joe Sakic 9:28, Eric Messier 9:49, 3rd)
Both Teams	1:34	May 11/09 @ CHI (Daniel Sedin 12:15, Patrick Kane 13:00, Jonathan Toews 13:49, 3rd)

## INDIVIDUAL

### CAREER

Most Playoff Years	11	Trevor Linden Henrik Sedin Daniel Sedin
Most Games Played	118	Trevor Linden
Most Points	95	Trevor Linden
Most Goals	34	Trevor Linden Pavel Bure
Most GWG	7	Cliff Ronning
Goals, OT	3	Alex Burrows Greg Adams
Series-Winning Goals	2	Alex Burrows Daniel Sedin Greg Adams
Most Assists	61	Trevor Linden
Most PIM	181	Dave Williams
Most Games, Goalie	68	Kirk McLean
Most Wins, Goalie	34	Kirk McLean
Most Shutouts, Goalie	6	Kirk McLean

### YEAR

Most Points	31	Pavel Bure (1994)
Most Points, Def.	16*	Quinn Hughes (2020)
	15	Jeff Brown (1994)
Most Goals	16	Pavel Bure (1994)
Most Goals, Def.	7	Ed Jovanovski (2003)
Most GWG	3	Chris Higgins (2011) Geoff Courtnall (1994)
Most PPG	5	Daniel Sedin (2011) Trevor Linden (1994) Greg Adams (1993)
Most Assists	19	Henrik Sedin (2011)
Most Assists, Def.	14*	Quinn Hughes (2020)
	11	Jyrki Lumme (1994)
Most PIM	116	Dave Williams (1982)
Most Shots	101	Pavel Bure (1994)
Longest Point Streak	16	Pavel Bure (1994)

Longest Goal Streak	5	Mikael Samuelsson (2010) Cliff Ronning (1991)
Longest Assist Streak	6	Quinn Hughes (2020) Henrik Sedin (2011)
Most Games, Goalie	25	Roberto Luongo (2011)
Most Wins, Goalie	15	Roberto Luongo (2011) Kirk McLean (1994)
Most Shutouts	4	Roberto Luongo (2011) Kirk McLean (1994)

Most Minutes	1544	Kirk McLean (1994)
--------------	------	--------------------

### SERIES

Most Goals	7	Mikael Samuelsson (2010 vs LA) Pavel Bure (1995 vs STL)
Most Points	12	Henrik Sedin (2011 vs SJ) Pavel Bure (1995 vs STL)
Most Assists	11	Henrik Sedin (2011 vs SJ)
Most PIM	51	Dave Williams (1982 vs CHI)
Most PPG	2	Multiple times
Most Shots	30	Pavel Bure (1995 vs STL)

### GAME

Most Saves	72	Roberto Luongo (Apr. 11/07 vs DAL)
Most Goals	3	Five times: Trevor Linden, (Most recent Apr. 25/96 @ COL), Doug Halward, Two times: Geoff Courtnall (Most recent Apr. 30/92 vs WPG), Pavel Bure
Most Assists	4	Henrik Sedin (May 22/11 vs SJ)
Most Points	4	Henrik Sedin (May 22/11 vs SJ) Russ Courtnall (May 9/95 at STL) Geoff Courtnall (Apr. 26/92 vs WPG) Pavel Bure (Apr. 26/92 vs WPG) Geoff Courtnall (Apr. 4/91 vs LA) Trevor Linden (Apr. 9/89 vs CGY)
Most Shots	11	Geoff Courtnall (Apr. 30/92 vs WPG)
Most PP Goals	2	Sami Salo (May 22/11 at SJ) Daniel Sedin (May 18/11 vs SJ) Ryan Kesler (May 3/11 at NSH) Trevor Linden (Most recent Apr. 25/96) Doug Halward (Apr. 7/84 vs CGY) Ivan Hlinka (Apr. 15/82 vs LA)

### PERIOD

Most Goals	2	12 players Most recent – Tyler Motte, Aug. 21/20 vs STL, 3rd
Most Assists	3	Henrik Sedin (May 22/11 at SJ, 2nd)
Most Points	3	Sami Salo (May 22/11 at SJ, 2nd) Henrik Sedin (May 22/11 at SJ, 2nd) Daniel Sedin (Apr. 21/10 at LA, 3rd) Pavel Bure (June 9/94 vs NYR, 3rd) Geoff Courtnall (Apr. 4/91 vs LA, 3rd)
Most PIM	37	Gino Odjick (May 17/95 vs STL)
Fastest Two Goals	0:16	Sami Salo (May 22/11 at SJ, 2nd)

\*Includes qualifying round

**NHL**

## NATIONAL HOCKEY LEAGUE

### NEW YORK

One Manhattan West  
395 Ninth Avenue  
New York, NY 10001  
O: 212-789-2000  
F: 212-789-2020

### TORONTO

50 Bay Street, 11th Floor  
Toronto, ON M5J 2X8  
O: 416-359-7900  
F: 416-981-2779

### MONTREAL

1800 McGill College Avenue, Suite 2600  
Montreal, QC H3A 3J6  
O: 514-841-9220

### EXECUTIVE

Commissioner	Gary B. Bettman
Deputy Commissioner	William Daly
Senior Executive Vice President and Chief Marketing Officer	Heidi Browning
Senior Executive Vice President of Hockey Operations	Colin Campbell
Senior Executive Vice President, Social Impact, Growth Initiatives & Legislative Affairs	Kim Davis
Executive Vice President and Chief Technology Officer	Peter DelGiacco
Senior Executive Vice President and Chief Financial Officer	Craig Harnett
Senior Executive Vice President, Marketing & Chief Branding Officer	Brian Jennings
Senior Vice President, Administration and Human Resources; Executive Assistant Commissioner	Debbie Jordan
Executive Vice President and Chief Security Officer	Jared Maples
Senior Executive Vice President and Chief Content Officer	Steve Mayer
Senior Executive Vice President, Digital Media & Strategic Planning, Chief Administrative Officer	Stephen McArdle
Senior Executive Vice President, Communications	Gary Meagher
Senior Executive Vice President, Media and Strategy	David Proper
Senior Executive Vice President, Global Partnerships and Chief Business Officer	Keith Wachtel
Senior Executive Vice President, Chief Legal Officer & General Counsel	David Zimmerman

### COMMUNICATIONS

**GARY MEAGHER**, Senior Executive Vice President  
O: 416-359-7960, C: 416-729-4700, gmeagher@nhl.com

**JOHN DELLAPINA**, Senior Vice President  
O: 212-789-2115, C: 917-363-7988, jdellapina@nhl.com

\* Commissioner & Department of Player Safety requests

**JENNIFER NEZIOL**, Vice President, Corporate Communications  
O: 212-789-2042, C: 646-908-0679, jneziol@nhl.com

\* Corporate & Business communications inquiries/requests

**GREG INGLIS**, Senior Director  
O: 212-789-2065, C: 347-853-2461, ginglis@nhl.com

\* Editorial content/research

**NIRVA MILORD**, Senior Director, Corporate Communications  
O: 212-789-2123, C: 917-715-6187, nmilord@nhl.com

\* Corporate communications and entertainment publicity

**JULIE YOUNG**, Senior Director  
O: 416-359-7964, C: 416-605-3550, jyoung@nhl.com

\* esports inquiries

**BRAD KLEIN**, Director  
O: 212-324-8140, C: 347-380-2993, bklein@nhl.com

\* Corporate communications

**JENNIFER MOAD**, Director  
O: 416-359-7961, C: 416-527-2852, jmoad@nhl.com

\* Hockey Operations and Officiating requests

**JOSH BERNSTEIN**, Senior Manager  
O: 212-789-2609, C: 516-528-8365, jbpr@nhl.com

\* Editorial content/research, Media.NHL.com, Sport.Scan

**JASMINE GHAFOUR**, Senior Manager  
O: 416-359-7968, C: 647-808-4876, jghafour@nhl.com

\* Hockey Is For Everyone & community initiatives inquiries

### STATISTICS AND INFORMATION

NHLStats@nhl.com  
@PR\_NHL on Twitter / Instagram  
#NHLStats

**RUSS LEVINE**, Group Vice President  
C: 347-853-4159, rlevine@nhl.com

**TREVOR BJERGSO**, Director  
C: 416-540-5306, tbjergso@nhl.com

\* Situation Room & Central Scouting requests

**BRENDON CROSSMAN**, Senior Manager  
C: 416-702-4645, bcrossman@nhl.com

**MITCH DONAIS**, Graphic Designer  
mdonais@nhl.com

**MICHAEL NOVALES**, Motion Designer/Video Editor  
mnoval@nhl.com

**MIKE BIERGARD**, Manager  
mbiegard@nhl.com

**JOHN BURD**, Manager  
jburd@nhl.com

**SARA CAMPBELL**, Manager  
scampbell@nhl.com

**NICK CARAFA**, Manager  
ncarafa@nhl.com

**STUART McCOMISH**, Manager  
C: 437-772-3272, smccomish@nhl.com

**SCOTT RODGERS**, Manager  
srogers@nhl.com

### EVENT COMMUNICATIONS & PLAYER DEVELOPMENT

nhleventcommunications@nhl.com  
**JAMEY HORAN**, Senior Vice President  
O: 212-789-2785, C: 646-652-9981, jhoran@nhl.com

\* Deputy Commissioner requests and event/player development inquiries

**CHRIS WOJCIK**, Senior Director  
O: 212-789-2097, C: 646-285-7711, cwojcik@nhl.com

\* Event inquiries

**DAVID KEON**, Senior Manager  
O: 416-359-7962, C: 416-729-5665, dkeon@nhl.com

\* International credentials

**JEFF DAY**, Manager  
O: 212-789-2108, C: 914-552-1660, jday@nhl.com

**MEGAN COOPER**, Coordinator  
O: 212-324-8161, C: 614-961-9329, mecooper@nhl.com

\* Event credentials

**SAM GILBERT**, Coordinator  
O: 416-359-7908, C: 514-594-8441, sgilbert@nhl.com

**GINA MORRA**, Coordinator  
O: 212-789-2690, C: 845-803-2510, gmorra@nhl.com

**EMILY CAMPBELL**, Assistant  
O: 212-789-2113, ecampbell@nhl.com

## NHL SOCIAL

**SEAN DENNISON**, Director, Social Media  
C: 203-733-5530, sdennison@nhl.com

\* Departmental oversight

**DAVID KLATT**, Director, Social Media Programs  
C: 646-357-0180, dklatt@nhl.com

\* Events, programs, initiatives, social player development

**CHRIS ACKROYD**, Senior Manager, Social Media Content  
C: 437.777.9296, cackroyd@nhl.com

\* Social sponsorship integration

**KEVIN BAUMER**, Senior Manager, Social  
Content & Community Management  
C: 646-988-2016, kbaumer@nhl.com

\* In-game social media, day-to-day social editorial, content and  
community management

**REBECCA FRIEDMAN**, Manager, Social Media  
C: 347-880-0159, rfriedman@nhl.com

\* LSC program, team coordination and on-site coverage

**PETER BOTTINI**, Manager, Social Media Marketing  
C: 929-456-7302, pbottini@nhl.com

\* Social media marketing: league campaigns, tune.in, rightsholders

**ANDREW BOEHMER**, Coordinator, In-Game Social Media  
aboehmer@nhl.com

\* In-game social media and weekend content management

**MALORIE BUCCIGROSS**, Coordinator, International Social Media  
O: 212.789.2683, mbuccigross@nhl.com

\* International social media (European markets)

**DYLAN COOPER**, Coordinator, In-Game Social Media  
dcooper@nhl.com

\* In-game social media and weekend content management

**NEIL TENNANT**, Coordinator, Community  
Management & Content Programming  
ntennant@nhl.com

\* Daily social content and community management

*The National Hockey League is committed to promoting more sustainable  
business practices with member clubs, players, fans, partners and employees,  
so that all can be more responsible stewards of the planet by reducing the  
use of resources and reusing or recycling equipment and materials. For more  
information on NHL Green, visit [www.nhl.com/green](http://www.nhl.com/green).*



# NHL TEAM DIRECTORY

## ANAHEIM DUCKS

Honda Center  
2695 E Katella Avenue  
Anaheim, CA, 92806  
714.704.2400  
GM: Bob Murray; Coach: Dallas Eakins

## ARIZONA COYOTES

Gila River Arena  
9400 W Maryland Avenue  
Glendale, AZ, 85305  
623.772.3200  
GM: Bill Armstrong; Coach: Andre Tourigny

## BOSTON BRUINS

TD Garden  
100 Legends Way  
Boston, MA, 02114  
617.624.1900  
GM: Don Sweeney; Coach: Bruce Cassidy

## BUFFALO SABRES

KeyBank Center  
1 Seymour H Knox III Plaza  
Buffalo, NY, 14203  
716.855.4100  
GM: Keyyn Adams; Coach: Don Granato

## CALGARY FLAMES

Scotiabank Saddledome  
555 Saddledome Rise SE  
Calgary, AB, T2G 2W1  
403.777.4636  
GM: Brad Treliving; Coach: Darryl Sutter

## CAROLINA HURRICANES

PNC Arena  
1400 Edwards Mill Road  
Raleigh, NC, 27607  
919.467.7825  
GM: Don Waddell; Coach: Rod Brind'Amour

## CHICAGO BLACKHAWKS

United Center  
1901 W Madison Street  
Chicago, IL, 60612  
312.455.7000  
GM: Stan Bowman; Coach: Jeremy Colliton

## COLORADO AVALANCHE

Pepsi Center  
1000 Chopper Circle  
Denver, CO, 80204  
303.405.1100  
GM: Joe Sakic; Coach: Jared Bednar

## COLUMBUS BLUE JACKETS

Nationwide Arena  
200 W Nationwide Blvd  
Columbus, OH, 43215  
614.246.4625  
GM: Jarmo Kekäläinen; Coach: Brad Larsen

## DALLAS STARS

American Airlines Center  
2500 Victory Avenue  
Dallas, TX, 75219  
214.222.3687  
GM: Jim Nill; Coach: Rick Bowness

## DETROIT RED WINGS

Little Caesars Arena  
2645 Woodward Avenue  
Detroit, MI, 48201  
313.471.7000  
GM: Steve Yzerman; Coach: Jim Nill

## EDMONTON OILERS

Rogers Place  
10220 104 Avenue NW  
Edmonton, AB T5J 0H6  
780.414.4000  
GM: Ken Holland; Coach: Dave Tippett

## FLORIDA PANTHERS

BB&T Center  
1 Panther Parkway  
Sunrise, FL, 33323  
954.835.7000  
GM: Bill Zito; Coach: Joel Quenneville

## LOS ANGELES KINGS

STAPLES Center  
1111 S Figueroa Street  
Los Angeles, CA, 90015  
213.742.7100  
GM: Rob Blake; Coach: Todd McLellan

## MINNESOTA WILD

Xcel Energy Center  
199 W Kellogg Blvd  
St Paul, MN, 55102  
651.265.4800  
GM: Bill Guerin; Coach: Dean Evason

## MONTREAL CANADIENS

Bell Centre  
1909 Avenue des Canadiens-de-Montréal  
Montréal, QC, H4B 5G0  
514.932.2582  
GM: Marc Bergevin; Coach: Dominique Ducharme

## NASHVILLE PREDATORS

Bridgestone Arena  
501 Broadway  
Nashville, TN, 37203  
615.770.2000  
GM: David Poile; Coach: John Hynes

## NEW JERSEY DEVILS

Prudential Center  
25 Lafayette Street  
Newark, NJ, 07102  
973.757.6100  
GM: Tom Fitzgerald; Coach: Lindy Ruff

## NEW YORK ISLANDERS

UBS Arena  
2150 Hempstead Turnpike  
Elmont, NY, 11003  
516.231.4848  
GM: Lou Lamoriello; Coach: Barry Trotz

## NEW YORK RANGERS

Madison Square Garden  
4 Pennsylvania Plaza  
New York, NY, 10001  
212.465.6486  
GM: Chris Drury; Coach: Gerard Gallant

## OTTAWA SENATORS

Canadian Tire Centre  
1000 Palladium Drive  
Ottawa, ON, K2V 1A5  
613.599.0100  
GM: Pierre Dorion; Coach: D.J. Smith

## PHILADELPHIA FLYERS

Wells Fargo Center  
3601 S Broad Street  
Philadelphia, PA, 19148  
215.465.4500  
GM: Chuck Fletcher; Coach: Alain Vigneault

## PITTSBURGH PENGUINS

PPG Paints Arena  
1001 Fifth Avenue  
Pittsburgh, PA, 15219  
412.642.1300  
GM: Ron Hextall; Coach: Mike Sullivan

## SAN JOSE SHARKS

SAP Center at San Jose  
525 W Santa Clara Street  
San Jose, CA, 95113  
408.287.7070  
GM: Doug Wilson; Coach: Bob Boughner

## SEATTLE KRAKEN

Climate Pledge Arena  
334 1st Avenue N  
Seattle, WA, 98109  
206.460.7825  
GM: Ron Francis; Coach: Dave Hakstol

## ST. LOUIS BLUES

Enterprise Center  
1401 Clark Avenue at Brett Hull Way  
St. Louis, MO, 63103  
314.622.2500  
GM: Doug Armstrong; Coach: Craig Berube

## TAMPA BAY LIGHTNING

Amalie Arena  
401 Channelside Drive  
Tampa, FL, 33602  
813.301.6500  
GM: Julien BriseBois; Coach: Jon Cooper

## TORONTO MAPLE LEAFS

Scotiabank Arena  
40 Bay Street  
Toronto, ON, M5J 2X2  
416.815.5700  
GM: Kyle Dubas; Coach: Sheldon Keefe

## VANCOUVER CANUCKS

Rogers Arena  
800 Griffiths Way  
Vancouver, BC, V6B 6G1  
604.899.7400  
GM: Jim Benning; Coach: Travis Green

## VEGAS GOLDEN KNIGHTS

T-Mobile Arena  
3780 S Las Vegas Boulevard  
Las Vegas, NV, 89158  
702.692.1600  
GM: Kelly McCrimmon; Coach: Peter DeBoer

## WASHINGTON CAPITALS

Capital One Arena  
601 F St NW  
Washington, DC, 20004  
202.628.3200  
GM: Brian MacLellan; Coach: Peter Laviolette

## WINNIPEG JETS

Bell MTS Place  
300 Portage Avenue  
Winnipeg, MB, R3C 5S4  
204.926.5599  
GM: Kevin Cheveldayoff; Coach: Paul Maurice

## REFEREES

Name	Number
Anderson, Reid*	49
Beach, Cody*	45
Blandina, Brandon*	39
Brenk, Jake	26
Charron, Francis	6
Chmielewski, Tom	18
Dunning, Mitch*	43
Dwyer, Gord	19
Furlatt, Eric	27
Halkidis, Beaudry*	48
Hanson, Trevor	14
Hebert, Ghislain	22
Hebert, Jean	15
Joannette, Marc	25
Kea, Justin*	44
Kozari, Steve	40
Lambert, Pierre	37
L'Ecuyer, Frederick	17
Lee, Chris	28
Luxmore, Thomas John	21
MacDougall, Peter	38
Markovic, Michael	31
McCaughey, Wes	4
McIsaac, Jon	2
Meier, Brad	34
Morton, Dean	36
Nicholson, Kendrick	30
O'Donnell, Conor*	41
O'Rourke, Dan	9
Pochmara, Brian	16
Pollock, Kevin	33
Rank, Garrett	7
Rehman, Kyle	10
Rooney, Chris	5
Samuels-Thomas, Jordan*	42
Sandlak, Carter*	47
Schlenker, Chris	3
Schrader, Brandon*	46
Skilliter, Graham	24
South, Furman	13
St-Laurent, Francois	8
St. Pierre, Justin	12
Sutherland, Kelly	11
Syvret, Corey	23
Walsh, Ian	29

## LINESMEN

Name	Number
Alphonso, Shandor	52
Amell, Derek	75
Apperson, Caleb*	77
Baker, Tyson	88
Barton, Steve	59
Berg, Devin	87
Brisebois, David	96
Cherrey, Scott	50
Cormier, Michel	76
Daisy, Ryan	81
Deschamps, Jonathan	80
Devorski, Greg	54
Flemington, Kyle	55
Fourmier, Julien	56
Galloway, Ryan	82
Gawryletz, Brandon	64
Gawryletz, Travis	67
Gibbons, Ryan	58
Hunt, Mitchell*	62
Johnson, Justin*	57
Kelly, Dan*	98
Knorr, Trent	74
Kovachik, Brad	71
MacPherson, Matt	83
Marquis, Jesse	86
McNamara, Kilian*	93
Mills, Bevan	53
Murchison, Kiel	79
Murray, CJ*	68
Murray, Jonny	95
Nagy, Kory	97
Nansen, Derek	70
O'Quinn, Ben	91
Pancich, Bryan	94
Rody, Vaughan	73
Shewchuk, Mark	92
Smith, Andrew	51
Suchanek, Libor	60
Tobias, James	61
Toomey, Travis	90

\*Minor league official

# 2020.21 NHL STANDINGS / NHL LEADERS

## HONDA WEST DIVISION

Team	GP	W	L	O	GF	GA	PTS
1 p – Colorado	56	39	13	4	197	133	82
2 x – Vegas	56	40	14	2	191	124	82
3 x – Minnesota	56	35	16	5	181	160	75
4 x – St. Louis	56	27	20	9	169	170	63
5 Arizona	56	24	26	6	153	176	54
6 Los Angeles	56	21	28	7	143	170	49
7 San Jose	56	21	28	7	151	199	49
8 Anaheim	56	17	30	9	126	179	43

## PACIFIC DIVISION

Team	GP	W	L	O	GF	GA	PTS
1 y – Carolina	56	36	12	8	179	136	80
2 x – Florida	56	37	14	5	189	153	79
3 x – Tampa Bay	56	36	17	3	181	147	75
4 x – Nashville	56	31	23	2	156	154	64
5 Dallas	56	23	19	14	158	154	60
6 Chicago	56	24	25	7	161	186	55
7 Detroit	56	19	27	10	127	171	48
8 Columbus	56	18	26	12	137	187	48

## MASSMUTUAL EAST DIVISION

Team	GP	W	L	O	GF	GA	PTS
1 y – Pittsburgh	56	37	16	3	196	156	77
2 x – Washington	56	36	15	5	191	163	77
3 x – Boston	56	33	16	7	168	136	73
4 x – NY Islanders	56	32	17	7	156	128	71
5 NY Rangers	56	27	23	6	177	157	60
6 Philadelphia	56	25	23	8	163	201	58
7 New Jersey	56	19	30	7	145	194	45
8 Buffalo	56	15	34	7	138	199	37

## METROPOLITAN DIVISION

Team	GP	W	L	O	GF	GA	PTS
1 y – Toronto	56	35	14	7	187	148	77
2 x – Edmonton	56	35	19	2	183	154	72
3 x – Winnipeg	56	30	23	3	170	154	63
4 x – Montreal	56	24	21	11	159	168	59
5 Calgary	56	26	27	3	156	161	55
6 Ottawa	56	23	28	5	157	190	51
7 Vancouver	56	23	29	4	151	188	50

p – winner or Presidents' Trophy y – clinched division x – clinched playoff spot

## NHL LEADERS

### INDIVIDUAL SCORING LEADERS

Player	Team	GP	G	A	PTS	+/-	PIM
Connor McDavid	EDM	56	33	72	105	21	20
Leon Draisaitl	EDM	56	31	53	84	29	22
Brad Marchand	BOS	53	29	40	69	26	46

### DEFENCEMEN SCORING LEADERS

Player	Team	GP	G	A	PTS	+/-	PIM
Tyson Barrie	EDM	56	8	40	48	4	10
Adam Fox	NYR	55	5	42	47	19	14
Victor Hedman	TBL	54	9	36	45	5	28
Kris Letang	PIT	55	7	38	45	19	28

### ROOKIE SCORING LEADERS

Player	Team	GP	G	A	PTS	+/-	PIM
Kirill Kaprizov	MIN	55	27	24	51	10	16
Jason Robertson	DAL	51	17	28	45	13	16
Josh Norris	OTT	56	17	18	35	-12	13

### GOALTENDING

#### Goals Against Average (Min-14 GP)

Alex Nedeljkovic	CAR	1.90
Philipp Grubauer	COL	1.95
Marc-Andre Fleury	VGK	1.98

#### Wins

Andrei Vasilevskiy	TBL	31
Philipp Grubauer	COL	30
Marc-Andre Fleury	VGK	26

#### Shutouts

Semyon Varlamov	NYI	7
Philipp Grubauer	COL	7
Marc-Andre Fleury	VGK	6

### CATEGORY LEADERS

#### Goals

Auston Matthews	TOR	41
Connor McDavid	EDM	33
Alex DeBrincat	CHI	32

#### Assists

Connor McDavid	EDM	72
Leon Draisaitl	EDM	53
Patrick Kane	CHI	51

#### Power Play Goals

Leon Draisaitl	EDM	15
T.J. Oshie	WSH	13
Joe Pavelski	DAL	13

#### Shorthanded Goals

Connor Brown	OTT	5
Cam Atkinson	CBJ	4
Brad Marchand	BOS	4

#### Game-Winning Goals

Auston Matthews	TOR	12
Connor McDavid	EDM	11
Leon Draisaitl	EDM	8
Mark Stone	VGK	8
Gabriel Landeskog	COL	8

#### Shots

Auston Matthews	TOR	222
Brady Tkachuk	OTT	220
Nathan MacKinnon	COL	206

#### Shooting PCT (Min-48 SH)

Brandon Saad	COL	22.1
Mark Stone	VGK	21.4
T.J. Oshie	WSH	20.8

#### Plus/Minus

Mikko Rantanen	COL	30
Leon Draisaitl	EDM	29
MacKenzie Weegar	FLA	29
Devon Toews	COL	29

## NHL AWARD WINNERS

**HART MEMORIAL TROPHY**

Connor McDavid – Edmonton Oilers

**VEZINA TROPHY**

Marc-Andre Fleury – Vegas Golden Knights

**JAMES NORRIS MEMORIAL TROPHY**

Adam Fox – New York Rangers

**ART ROSS TROPHY**

Connor McDavid – Edmonton Oilers

**MAURICE “ROCKET” RICHARD TROPHY**

Auston Matthews – Toronto Maple Leafs

**JACK ADAMS AWARD**

Rob Brind'Amour – Carolina Hurricanes

**CALDER MEMORIAL TROPHY**

Kirill Kaprizov – Minnesota Wild

**CONN SMYTHE TROPHY**

Andrei Vasilevskiy – Tampa Bay Lightning

**KING CLANCY MEMORIAL TROPHY**

Pekka Rinne – Nashville Predators

**LADY BYNG MEMORIAL TROPHY**

Jacques Laperriere – Carolina Hurricanes

**BILL MASTERTON MEMORIAL TROPHY**

Oskar Lindblom – Philadelphia Flyers

**TED LINDSAY AWARD**

Connor McDavid – Edmonton Oilers

**FRANK J. SELKE TROPHY**

Aleksander Barkov – Florida Panthers

**WILLIAM M. JENNINGS TROPHY**

Marc-Andre Fleury, Robin Lehner – Vegas Golden Knights

**BRIDGESTONE MARK MESSIER NHL LEADERSHIP AWARD**

Patrice Bergeron – Boston Bruins

**WILLIE O'REE COMMUNITY HERO AWARD**

Kevin Hodgson

**GENERAL MANAGER OF THE YEAR AWARD**

Lou Lamoriello – NY Islanders

# 2021.22 CRITICAL DATES

## SEPTEMBER

- 15-Oct. 15 NHL Celebrates Hispanic Heritage Month  
21 NHL Board of Governors Meeting (virtual)  
22 Training camps open  
25-Oct. 9 NHL Preseason Games

## OCTOBER

- 3 Kraft Hockeyville™ USA 2020: Arizona Coyotes vs. Dallas Stars (El Paso County Events Center, El Paso, Tex.)  
11 Deadline for teams to submit opening-day rosters (5 p.m. ET)  
12 Opening night of 2021-22 NHL regular season (2 games)  
12 Tampa Bay Lightning raise Stanley Cup banner (vs. Pittsburgh Penguins)  
12 NHL's 32nd franchise, the Seattle Kraken play first regular season game (vs. Vegas Golden Knights at T-Mobile Arena)  
12 ESPN / ESPN+ Inaugural Broadcast: Pittsburgh Penguins at Tampa Bay Lightning & Seattle Kraken at Vegas Golden Knights  
13 NHL on TNT Inaugural Broadcast: New York Rangers at Washington Capitals & Chicago Blackhawks at Colorado Avalanche  
23 Seattle Kraken play first home game at Climate Pledge Arena (vs. Vancouver Canucks)

## NOVEMBER

- Hockey Fights Cancer Awareness Month  
12-15 Hockey Hall of Fame Induction Weekend (Toronto, Ont.) - Class of 2020 Inductees: Jarome Iginla, Marian Hossa, Kevin Lowe, Doug Wilson, Kim St. Pierre (Player category); Ken Holland (Builder category)  
12 Hockey Hall of Fame Game: Calgary Flames at Toronto Maple Leafs  
20 New York Islanders play inaugural game at UBS Arena (vs. Calgary Flames)  
26 2021 NHL Thanksgiving Showdown™: St. Louis Blues at Chicago Blackhawks  
26 NHL Founders Day (1917)

## DECEMBER

- TBA U.S. Hockey Hall of Fame Induction (Inductees: Stan Fischler, Paul Holmgren, Peter McNab) and Celebration of Lester Patrick (Denver, Colo.)  
7 Rematch of 2021 NHL Stanley Cup Final: Tampa Bay Lightning vs. Montreal Canadiens at Bell Centre  
9-10 NHL Board of Governors Meeting (Manalapan, Fla.)  
20-27 Holiday roster freeze in effect: For all players on an NHL active roster, injured reserve, or with non-roster and injured non-roster status as of 11:59 p.m. (local time) Dec. 19, a roster freeze shall apply through 12:01 a.m. (local time) Dec. 28, with respect to waivers, trades and loans, subject to the exceptions provided for in CBA Article 16.5 (d).  
24-26 Holiday break (no scheduled practices - dressing rooms closed)  
26-Jan. 6 2022 IIHF Men's World Junior Championship (Edmonton/Red Deer, Alta.)

## JANUARY

- 1 2022 Discover NHL Winter Classic™: St. Louis Blues at Minnesota Wild (Home of MLB's Minnesota Twins, Target Field, Minneapolis, Minn.)  
8-15 IIHF Women's Under-18 World Championship (Linköping/Mjölby, Swe.)  
Week of 6th NHL Central Scouting Mid-Season Rankings release  
18 Boston Bruins Retire Willie O'Ree's No. 22 (TD Garden, Boston, Mass.)  
17 USA Hockey's annual All-American Prospects Game (USA Hockey Arena, Plymouth, Mich.)  
29 Scotiabank Hockey Day in Canada (Host city: Owen Sound, Ont.)

## FEBRUARY

- NHL Celebrates Black History Month  
3-6 NHL All-Star Break (no games played)  
3-5 No scheduled practices - dressing rooms closed  
4 NHL Alumni Awards Luncheon hosted by Scotiabank - Honorees: TBA (Las Vegas, Nev.)  
4 2022 NHL All-Star Skills™ (T-Mobile Arena, Las Vegas, Nev.)  
5 2022 Honda NHL All-Star Game (Home of the Vegas Golden Knights, T-Mobile Arena, Las Vegas, Nev.)  
7-22 NHL season paused: 2022 Beijing Winter Olympics  
23 NHL regular season resumes  
26 2022 Navy Federal Credit Union NHL Stadium Series™: Tampa Bay Lightning at Nashville Predators (Home of the NFL's Tennessee Titans, Nissan Stadium, in Nashville, Tenn.)  
28-Mar. 6 Hockey Week Across America (USA Hockey)

## MARCH

- NHL Celebrates Gender Equality Month  
13 2022 Tim Hortons NHL Heritage Classic™: Toronto Maple Leafs vs. Buffalo Sabres (Tim Hortons Field, Hamilton, Ont.)  
TBA 2022 NHL Trade Deadline (3 p.m. ET)

## APRIL

- NHL Celebrates Earth Month  
7-9 NCAA Frozen Four (TD Garden, Boston, Mass.)  
Week of 18th NHL Central Scouting Final Rankings release  
21-May 1 IIHF Men's Under-18 World Championship (Germany)  
29 Last day of 2021-22 regular season (15 games)

## MAY

- NHL Celebrates Asian & Pacific Islander Heritage Month  
13-29 IIHF Men's World Championship (Tampere/Helsinki, Finland)  
29-June 4 2022 NHL Scouting Combine (LECOM Harborcenter, Buffalo, N.Y.)  
TBA 2022 NHL Draft Lottery

# 2021.22 CRITICAL DATES

## JUNE

---

NHL Celebrates Pride Month

2-12 2022 CHL Memorial Cup (Saint John, NB)

## JULY

---

7-8 2022 NHL Draft™ (Bell Centre, Montreal, Que.)

## AUGUST

---

TBA IIHF Women's World Championship (Denmark)

CANUCKS

PLAYERS

IN THE SYSTEM

2020-21 REVIEW

OPPONENTS

HISTORY

ALL-TIME RECORDS

PLAYOFFS

NHL

MEDIA SERVICES

291

# HOW TO FIGURE

## ASSIST

An assist is awarded to the player or players (maximum of two) who touch the puck prior to the goal, provided no defender plays or possesses the puck in between.

## GAME PLAYED

A player receives credit for playing in a game if: i) he steps on the ice during time played or ii) serves any penalty.

## GAME-WINNING GOAL

After the final score has been determined, the goal which leaves the winning club one goal ahead of its opponent is the game-winning goal (example: if Team A beats Team B 8-3, the player scoring the fourth goal for Team A receives credit for the game-winning goal).

## GOAL

A goal is awarded to the last player on the scoring club to touch the puck prior to the puck entering the net.

## GOALS AGAINST AVERAGE

Multiply goals allowed (GA) by 60 and divide by minutes played (MINS).

## GOALTENDER

A goaltender receives a "W" for a win in regulation, overtime or shootout; an "L" for a loss in regulation; or an "OT" for a loss in overtime or shootout.

## PENALTY KILLING PERCENTAGE

Subtract the total number of power play goals allowed from total number of short-handed situations to get total number of power plays killed. Divide the total number of power plays killed by the total number of short-handed situations.

## PLUS/MINUS

A player receives a "plus" if he is on the ice when his club scores an even-strength or short-handed goal. He receives a "minus" if he is on the ice for an even-strength or short-handed goal scored by the opposing Club. The difference in these numbers is considered the player's plus/minus statistic.

## POWER PLAY GOAL

A goal scored by a club while it has a manpower advantage due to an opponent's penalty. Following are some examples of what is and is not considered a power play goal:

- if a club has an advantage on a minor penalty starting at 2:02 of the period and it scores at 4:02, the goal is not a power play goal.
- if a club scores on a delayed penalty, the goal is not a power play goal.
- if a club has an advantage due to a five-minute major or match penalty, that club is always credited with having one more advantage than the number of power play goals it scores during that advantage, because the penalty does not expire. A new advantage begins after each power play goal. For example, if Team A scores three goals during a major penalty, it is credited with four advantages.
- if a club is on a power play for any length of time, it is considered to have had an advantage.
- if a minor penalty is incurred by a club on a power play due to a major penalty, a new advantage is given to that Club when its minor penalty expires, provided the opponent's major penalty is still in effect.

## POWER PLAY PERCENTAGE

Total number of power play goals divided by total number of power play opportunities.

## SAVE PERCENTAGE

Subtract goals allowed (GA) from shots against (SA) to determine saves. Then divide saves by shots against.

## SHOOTING PERCENTAGE

Divide the number of goals scored by the number of shots taken.

## SHORT-HANDED GOAL

A goal scored by a club while it is at a manpower disadvantage. The same cases apply for short-handed as for power play goals, but in the opposite manner.

## SHOT ON GOAL

If a player shoots the puck with the intention of scoring and if that shot would have gone in the net had the goaltender not stopped it, the shot is recorded as a "shot on goal".

## SHUTOUT

If two goaltenders combine for a shutout, neither receives credit for the shutout. Instead it is recorded as a club shutout.

## TENTHS OF A SECOND

If a penalty or goal occurs in the last minute, the time is rounded off to the previous second (ex: if a penalty is called with 12.4 seconds left in a period, the time is indicated as 19:47 and not 19:48.)

## WINNING PERCENTAGE

Multiply the total number of games played by two to find the total amount of possible points available then divide by total amount of points obtained.

## COACH'S RECORD

A coach receives a "W" for a win in regulation, overtime or shootout; an "L" for a loss in regulation; or an "OT" for a loss in overtime or shootout.

\*\* NOTE: No individual skater/goaltender statistics apply for the shootout

**MEDIA**



## MEDIA ENTRANCE – GATE 9 LEVEL 000

## PRESS BOX – SOUTH ELEVATOR LEVEL 500

## MEDIA WEBSITE & TWITTER

Accredited members of the media are encouraged to visit [canucks.com/mediarelations](http://canucks.com/mediarelations) and follow @CanucksPR. The site contains media opportunities, statistical information and team schedules. @CanucksPR provides official, up-to-the-minute statistical and team updates.

**PLEASE BE ADVISED THAT MEDIA PASSES MUST BE DISPLAYED AT ALL TIMES**

## ACCREDITATION

**Season passes:** Issued to print, radio and television media members who cover the Vancouver Canucks on a regular basis as part of their work requirements.

**Single Game Passes:** Media members from accredited radio, print or television outlets requesting a single-game media pass must make a request at least 48 hours prior to the game. Requests should be submitted online at [canucks.com/mediarelations](http://canucks.com/mediarelations). Credentials can also be requested through Marcus Anderson ([marcus.anderson@canucks.com](mailto:marcus.anderson@canucks.com))

Members of the media are reminded that press box seating is reserved for working members of media covering a particular game or series of games. Media passes must be displayed at all times. In all cases, passes are non-transferable and any unauthorized use will subject the bearer to ejection from Rogers Arena and forfeiture of the credential. Please see back of game pass for team and League policies.

The Vancouver Canucks are unable to provide access to new and emerging media except in special circumstances or on a case-by-case basis due to space constraints and demand in our press box and locker room areas.

## CANUCKS SPORTS & ENTERTAINMENT MEDIA POLICY STATEMENT

Canucks Sports & Entertainment (CSE) endeavours to provide members of the media with appropriate access and proper resources for the effective performance of their services and to cultivate an environment of mutual cooperation and respect. CSE expects all members of the media to act with honesty and integrity, to engage in factual and accurate reporting and to comply at all times with the policies and procedures set out in these guidelines or otherwise communicated by Canucks media relations staff. Members of the media should be aware that they will be held to the same standards of conduct whether providing services for an accredited organization or acting individually or on behalf of unaccredited organizations and whether performing services for traditional media outlets or emerging media outlets and social networks. CSE RESERVES THE RIGHT TO ENFORCE THESE MEDIA GUIDELINES BY REVOKING CREDENTIALS OR OTHERWISE RESTRICTING AND/OR DENYING ACCESS BY ANY PERSON TO ROGERS ARENA (OR BY LIMITING ACCESS TO CERTAIN AREAS OF THE ARENA) EITHER TEMPORARILY OR PERMANENTLY.

## GENERAL RULES & POLICIES

- Cell phones cannot be used for any purpose in the Canucks dressing and workout rooms at any time (NHL media regulation). PDA's or other mobile devices equipped with cell phone capabilities may be used for email / messaging only.
- Stock and general still and video images are not permitted to be taken in the dressing and workout rooms, i.e., you cannot stand at the entrance and pan the room, or take stock and general images of players or the room.

- Reporters or photographers using an audio recorder, still camera or mini-cam for audio or video recording purposes must inform the person being interviewed (as well as Canucks media relations staff), prior to making any recording, if that recording will or may be posted on the internet.

- All video must adhere to the NHL's broadcast policies available on NHL.com. Material may only be used for editorial purposes.

## PHOTOGRAPHERS

Photographers on assignment from accredited newspapers, magazines and wire services may apply for single game photo passes by submitting the request online at [canucks.com/mediarelations](http://canucks.com/mediarelations) at least 48 hours prior to the game they desire to shoot. Beat photographers will receive season passes and will shoot from their assigned seats. Assignment photographers will be designated a position.

CSE does not allow photographers in the team dressing or workout rooms on the road, or at home, without prior authorization. Photographers must request access to the Canucks dressing and workout rooms for a specific assignment. The granting of access will be at CSE's sole discretion and typically will only be granted for direct and specifically requested player interviews or events' such as a photo of a new goaltender mask, milestone goal, etc.

## USE OF VIDEO AND AUDIO RELATED CONTENT ON INTERNET PLATFORMS

There are limitations on third party use of Canucks video and audio related content ("Canucks Content") on internet platforms. Canucks Content includes but is not limited to interviews, news conferences, practices and community-related events. Games fall under the NHL's broadcast policies. Canucks Content does not extend to the use of editorial text on the internet or text alerts sent to cell phones. Canucks Content also does not include "talking head" video or audio of reporters at Canucks facilities, where no team team/interview/press conference footage is used. The limitations and guidelines around use of Canucks Content on internet platforms is as follows:

- Up to 60 seconds maximum per day of video and audio may be used on the Internet by CSE-credentialed news organizations.
- An additional 60 seconds of game highlights may also be used for up to 24 hours following the conclusion of a game.
- No video or audio may be streamed live.
- Material may be archived for 24 hours maximum—no permanent archive of Canucks Content is permitted.
- All material must link back to the team web site (example: "For more information, go to [www.canucks.com](http://www.canucks.com)"). Canucks.com is permitted to link to such posted material.
- All Canucks Content is restricted to use on media websites and may not be "pushed" to other platforms (including but not limited to cell phones).
- Canucks Content cannot be marketed or sold on a subscription basis.
- Canucks Content may be used only in editorial context (such as in links that illustrate stories or in multimedia news sections) and may not be featured in stand-alone multimedia entertainment sections of any website.
- Canucks Content must adhere to the NHL's broadcast policies.
- There is to be no sponsorship or advertising (including pre-roll video player advertising) associated with or connected with Canucks Content. CSE acknowledges that websites may include commercial advertising in banners and contextual ads, but the ads may not be specifically related to Canucks Content.



**CHRIS BRUMWELL**  
Vice President, Communications,  
Fan and Community Engagement

## CHRIS BRUMWELL

Chris Brumwell is Vice President, Communications, Community & Social Impact. He is responsible for communications strategies across all Canucks Sports & Entertainment and Canucks for Kids Fund initiatives with the goal to help grow the Canucks brand in the community. He also provides strategic communications support for Ownership and the Senior Leadership Team.

Chris has over 20 years of experience working with high-profile sport organizations and brands. He started his career with the Canucks media relations department in 1996 and spent nine seasons with the team before accepting a once-in-a-lifetime Olympic opportunity in 2005 with the Vancouver 2010 Organizing Committee where he served as Director, Media and Communications. Following the Games, Chris spent time at BC Hydro as Community and Media Relations Director and then joined Lululemon Athletica in 2012 to lead the Communications team. He rejoined the Canucks in his current role in September 2013.

A native of Victoria, BC, Chris lives in Vancouver with his Jill and their three children: Rowan, Ruby and Charlie.



**CRAIG MACEWEN**  
Director, Communications

## CRAIG MACEWEN

As Director of Communications, Craig is responsible for media engagement, planning and profile for the Vancouver Canucks and Canucks Sports and Entertainment. A veteran of 25 plus years in the sports broadcasting and communications industry, "Cmac" has worked as a network TV journalist, play by play broadcaster, host, Pacific Bureau Chief for Sportsnet and Director of Content and Communications for an all-sports radio station Sportsnet 650. His varied career has featured a number of high-profile assignments including: 4 Olympic Games, numerous Stanley Cup Finals and Playoffs, 2 Super Bowls, a World Series and the Masters, US Open and PGA Championship golf tournaments.

Born and raised in British Columbia, Craig is a graduate of Simon Fraser University and lives in Langley with his wife and two children.



**VICTORIA ULLRICH**  
Manager, Communications

## VICTORIA ULLRICH

Victoria Ullrich enters her seventh season with the Vancouver Canucks and first as Manager, Communications. She supports all media related activities for the team and business and is responsible for developing media plans and providing interview access. A sports fanatic, Victoria previously worked for Vancouver Whitecaps FC where her focus was on player relations, community initiatives and event planning.

A native of White Rock, BC, Victoria obtained a B.A. with a major in Communication and a minor in Print & Digital Publishing from Simon Fraser University.



**MARCUS ANDERSON**  
Coordinator, Communications

## MARCUS ANDERSON

Marcus Anderson enters his second season as Coordinator, Communications, overseeing arena credentials for all staff and media and assisting with player access requests. He also serves as an editor for team publications including press releases, game notes, and media guides. Marcus first joined CSE in 2016 as a retail associate before joining the Communications department as a Student Associate in 2019 and then again in his current role in 2020.

A native of North Vancouver, BC, Marcus obtained a Bachelor of Arts with a major in Communication from Simon Fraser University.



## JOHN SHORTHOUSE


John Shorthouse returns for his 24th year behind the Canucks microphone, partnering again with long-time friends John Garrett and Dan Murphy on Rogers Sportsnet.

John's passion for play-by-play was forged listening to the legendary broadcast tandem of Jim Robson and Tom Larscheid, and in 1998 the Kerrisdale native realized a lifelong dream when he was named only the third full-time play-caller in Canucks history.

A graduate of the British Columbia Institute of Technology, John spent eight years at Global Sports Page before taking on his current job.

John resides in Vancouver and is the father of two amazing children, son Will and daughter Maggie.

They make him proud every single day.



## JOHN GARRETT

John Garrett brings over 20 years of broadcasting experience and 15 years as a professional goaltender to Canucks telecasts again this season. During the NHL season, John keeps busy by juggling his time between Canucks broadcasts and regular spots as an in-studio analyst. John was originally drafted 38th overall by St. Louis in the 1971 NHL Entry Draft, but his professional career gained momentum when he was selected by Minnesota in the 1973 WHA professional player draft. He went on to play seven seasons with Minnesota, Toronto, Birmingham and New England with his play being rewarded with three All-Star Game selections. John's NHL career began in Hartford in 1979 and he proceeded to play for seven seasons and 207 games for the Hartford Whalers, Quebec Nordiques, and Vancouver Canucks. He also represented the Canucks in the 1983 All-Star Game. John broke into the broadcasting world with Hockey Night in Canada in 1986, following his last NHL season as a player, he served as a member of the Hockey Night in Canada team until 1998.

John, a graduate of Queen's University, is married with two daughters and two grandchildren and resides in Surrey.



## DAN MURPHY

Dan Murphy enters his 18th season as host for Sportsnet's Vancouver Canucks broadcasts. After graduating from the University of Ottawa with a degree in Communications in 1992, Dan attended BCIT's Broadcast Journalism program where he graduated in 1995. He quickly got his start in television joining Global's Sports Page in Vancouver where he worked as a writer/reporter/producer from 1995 to 1999. Dan was then hired as a reporter by Sportsnet in November 1999 and hosted Vancouver Grizzlies NBA broadcasts on Sportsnet and VTV during the 2000.01 season.

Dan, his wife Christy, daughter Marlowe, and dog Peach reside in North Vancouver.

## BRENDAN BATCHELOR

Brendan Batchelor returns for his fifth season as the play-by-play voice of the Vancouver Canucks on Sportsnet 650 and the Sportsnet Radio Network.

Brendan's affinity for hockey broadcasting began by calling his own street hockey games in the driveway of his parents' home as a young child. The Coquitlam native went on to graduate from the Broadcast Journalism program at the British Columbia Institute of Technology and got his start in radio at TEAM 1040 in 2008.

Prior to joining Sportsnet, Brendan was the play-by-play broadcaster and media relations director for the Western Hockey League's Vancouver Giants. He also worked in the British Columbia Hockey League for both the Surrey Eagles and Coquitlam Express.

Brendan resides in Coquitlam with his wife, Ellen.



**BRENDAN BATCHELOR**  
Play-by-Play

## COREY HIRSCH

Corey Hirsch enters his fifth season as colour analyst for the Sportsnet 650 network, returning to the network after serving as an analyst on their television broadcast from 2014 to 2016.

Prior to joining Sportsnet, Hirsch had a professional hockey career which spanned 14 years, playing as a goaltender in the NHL, AHL, IHL, and European Elite leagues. Originally drafted in the eighth round by the New York Rangers in 1991, Hirsch went on to play 108 games in the NHL. Hirsch made stops in New York, Washington and Dallas, but 101 of these games were played with the Vancouver Canucks where he was also named to the NHL All-Rookie team in 1996. Hirsch is also known for his performance at the 1994 Olympics for Team Canada, earning them a silver medal and forcing a shootout in the gold medal game against Sweden.

After his retirement in 2006, Hirsch additionally served as a goaltending coach for Hockey Canada, the Toronto Maple Leafs and St. Louis Blues before transitioning to broadcasting.

Additionally, Hirsch is an advocate for mental health.



**COREY HIRSCH**  
Analyst

## THE BOTCHFORD PROJECT MEDIA MENTORSHIP PROGRAM

The Vancouver Canucks Communications department is proud to continue with The Botchford Project, a program sponsored by The Athletic, for a third consecutive season to honour the legacy of the late Jason Botchford.

Initially launched in 2019,20 following the tragic passing of Jason Botchford, The Botchford Project awards a mentorship experience to select aspiring writers, where each selected recipient has the opportunity to work under the guidance of a member of Vancouver's sports media and report on a Canucks game live from Rogers Arena. The Botchford Project presents writers with the opportunity to spend a day following in Jason's footsteps and to have their paid article published on [Canucks.com/BotchfordProject](https://Canucks.com/BotchfordProject).

"Jason was a very talented journalist who covered the Canucks for 14 years with passion and energy," said Chris Brumwell, VP Communications, Fan and Community Engagement. "He felt strongly about mentoring young writers and dedicated countless hours to the next generation

of journalists who were trying to break into the industry. With the support of many of Vancouver's sports media, we want to celebrate the spirit of mentorship through The Botchford Project, just as Jason did with so many young writers throughout his career."

"Jason would have been so humbled by The Botchford Project initiative," said Kathryn Botchford. "For him, supporting young writers was critical to the future of journalism. He was so passionate about this industry and seeing it evolve through young, emerging writers. This initiative enables a community to pay it forward by continuing what he started. My family and I are incredibly honoured and so grateful to see Jason's legacy continue through The Botchford Project."

Application details for the 2021,22 season will be announced on [Canucks.com](https://Canucks.com) and Canucks social media channels.

The Botchford Project is made possible from the support of Kathryn Botchford, Jeff Paterson, Thomas Drance, Ben Kuzma and Brian Wiebe.

