

VANCOUVER



2018.19 MEDIA GUIDE



2018.19 SCHEDULE

OCTOBER

SUN	MON	TUE	WED	THU	FRI	SAT
	1	2	3 CBY 7:00PM	4	5	6 CBY 7:00PM
7	8	9 CAR 4:00PM	10	11 TBL 4:30PM	12	13 FLA 4:00PM
14	15	16 PIT 4:00PM	17	18 WPG 5:00PM	19	20 BOS 7:00PM
21	22 WAS 7:00PM	23	24 VBK 7:00PM	25 ARI 7:00PM	26	27 PIT 7:00PM
28	29 MIN 7:00PM	30	31 CHI 7:00PM			

NOVEMBER

SUN	MON	TUE	WED	THU	FRI	SAT
				1	2 COL 7:00PM	3
4	5	6 DET 4:30PM	7	8 BOS 4:00PM	9	10 BUF 10:00AM
11	12 NVR 4:00PM	13 NYI 4:00PM	14	15 MIN 5:00PM	16	17 MTL 4:00PM
18	19 WPG 7:00PM	20	21 ANA 7:00PM	22	23 SJS 6:00PM	24 LAK 7:00PM
25	26	27 LAK 7:00PM	28	29 VBK 7:00PM	30	

DECEMBER

SUN	MON	TUE	WED	THU	FRI	SAT
						1 DAL 1:00PM
2	3	4 MIN 7:00PM	5	6 NSH 7:00PM	7	8
9 STL 12:00PM	10	11 CBJ 4:00PM	12	13 NSH 5:00PM	14	15 PHI 7:00PM
16 EDM 7:00PM	17	18 TBL 7:00PM	19	20 STL 7:00PM	21	22 WPG 7:00PM
23	24	25	26	27 EDM 6:00PM	28	29 CGY 7:00PM
30	31 NJD 10:00AM					

 SPORTSNET PACIFIC	 SPORTSNET ONE	 SPORTSNET CANUCKS
 SPORTSNET 360	 SPORTSNET ONE	 HOCKEY NIGHT IN CANADA

SCHEDULE SUBJECT TO CHANGE. ALL GAME TIMES ARE PST.

SPORTSNET
650
VANCOUVER

JANUARY

SUN	MON	TUE	WED	THU	FRI	SAT
		1	2 OTT 4:00PM	3 MTL 4:30PM	4	5 TOR 4:00PM
6	7	8	9	10 ARI 7:00PM	11	12
13 FLA 4:00PM	14	15	16 EDM 7:00PM	17	18 BUF 7:00PM	19
20 DET 4:00PM	21	22	23 CAR 7:30PM	24	25	26
27	28	29	30	31		

FEBRUARY

SUN	MON	TUE	WED	THU	FRI	SAT
					1	2 COL 7:00PM
3	4 PHI 4:00PM	5 WAS 4:00PM	6	7 CHI 5:30PM	8	9 CGY 7:00PM
10	11 SJS 7:00PM	12	13 ANA 7:30PM	14 LAK 7:30PM	15	16 SJS 7:00PM
17	18	19	20	21 ARI 7:00PM	22	23 NYI 7:00PM
24	25 ANA 7:00PM	26	27 COL 6:30PM	28 ARI 6:00PM		

MARCH

SUN	MON	TUE	WED	THU	FRI	SAT
					1	2
3 VBK 1:00PM	4	5	6 TOR 6:00PM	7 EDM 6:00PM	8	9 VBK 7:00PM
10	11	12	13 NVR 7:00PM	14	15 NJD 7:00PM	16
17 DAL 4:00PM	18 CHI 5:30PM	19	20 OTT 7:00PM	21	22	23 CGY 7:00PM
24 CBJ 7:00PM	25	26 ANA 7:00PM	27	28 LAK 7:00PM	29	30 DAL 7:00PM
31						

APRIL

SUN	MON	TUE	WED	THU	FRI	SAT
	1	2 SJS 7:00PM	3	4 NSH 5:00PM	5	6 STL 1:00PM

CANUCKS KIDS ONLINE 50/50 canucks.com/online5050

HOME AWAY

SCHEDULE SUBJECT TO CHANGE.
ALL GAME TIMES ARE PST.

2 Company Directory
 4 Canucks Tickets
 6 Rogers Arena
 10 Francesco, Roberto and Paolo Aquilini
 11 Jim Benning
 12 Jeff Stipeck
 13 Canucks Sports & Entertainment Executive

15 CANUCKS

16 John Weisbrod, Stan Smyl
 17 TC Carling, Chris Gear
 18 Ryan Johnson, Jonathan Wall
 19 Doug Jarvis, Scott Walker
 20 Travis Green
 21 Nolan Baumgartner, Newell Brown
 22 Manny Malhotra, Ian Clark
 23 Glenn Carnegie, Darryl Seward
 24 Dan Cloutier, Curtis Sanford
 25 Pat O'Neill, Brian Hamilton, Mac Stewart,
 Game Dressing Room Attendants
 26 Roger Takahashi, Jon Sanderson
 27 Dave Zarn, Bryan Marshall, Graeme Poole
 28 Medical Staff
 29 Judd Brackett, Brett Henning, Ron Delorme
 30 Thomas Gradin, Player Scouting
 32 Canucks for Kids Fund
 33 Canucks in the Community
 38 Remembering John Ashbridge

39 THE PLAYERS

90 Upcoming Milestones
 91 Utica Comets

95 IN THE SYSTEM

107 2018.19 Training Camp Roster
 109 Canucks Birthdays

111 2017.18 REVIEW

112 2017.18 Canucks Scoring
 114 2017.18 Season Summary
 115 2017.18 Schedule and Results

117 OPPONENTS

151 HISTORY

213 ALL-TIME RECORDS

214 All-Time Roster
 217 All-Time Uniform Numbers
 219 All-Time Draft Selections
 223 All-Time Trades
 229 On This Day in Canucks History
 254 Canucks Awards
 255 NHL Awards & NHL All-Stars
 257 Regular Season Monthly Records
 258 Season Openers/Home Openers
 259 Season-by-Season Records/Road Openers
 260 Season-by-Season/Attendance Records
 261 Coaching Records
 262 General Managers/Canucks Captains

263 Regular Season Record in Overtime Games
 266 Regular Season Record in Shootout Games
 269 All-Time Scoring
 273 All-Time Player Records
 276 All-Time Penalty Shots
 278 Canucks Shutouts
 279 Canucks/Opponent Shutouts
 281 Hat Tricks
 284 All-Time Team Records
 286 All-Time Individual Season Records

287 PLAYOFFS

288 All-Time Opponents
 289 All-Time Results
 291 All-Time Shutouts, Coaching, Penalty Shots
 292 All-Time Goaltending/Scoring
 294 All-Time Team Records

297 NATIONAL HOCKEY LEAGUE

298 League Directory
 299 Recent Rule Changes (2017.18)
 300 Team Directory
 301 2018.19 NHL Officials
 302 2017.18 NHL Standings & NHL Leaders
 303 2017.18 NHL Awards/2018.19 Critical Dates
 305 How To Figure

307 MEDIA SERVICES

308 Media Guidelines
 309 Media Services
 310 Media Relations Department
 311 Canucks Broadcasters

MEDIA GUIDE CREDITS

Editors..... Stephanie Maniago
 Alfred De Vera
 Ben Boddez
 Chris Brumwell
 Ben Brown
 Media Guide Design & Production..... Kailey Thirlwell
 Special thanks to Randy Robles, Bob Waterman
 & Elias Sports Bureau
 Photography..... Jeff Vinnick
 Devin Manky
 Derek Cain
 Getty Images
 Printing..... Hemlock Printers Ltd.

COPYRIGHT 2018.19 VANCOUVER CANUCKS

The information contained in this publication was compiled by the Vancouver Canucks and is provided as a courtesy to our fans and the media and may be used only for personal or editorial purposes. Any commercial use of this information is prohibited without the prior written consent of the Vancouver Canucks.

COMPANY DIRECTORY

VANCOUVER CANUCKS

Home Ice	Rogers Arena
Arena & Practice Facility Address	800 Griffiths Way Vancouver, British Columbia V6B 6G1
Office Address	89 West Georgia St. Vancouver, British Columbia V6B 0N8
Telephone	604.899.4600
Fax	604.899.4640
Website	www.canucks.com
Media Relations Website	www.canucks.com/mediarelations
Twitter	@Canucks
PR Twitter	@CanucksPR
Rink Dimensions	200 Feet by 85 Feet
Club Colours	Blue, white and green
Seating Capacity	18,865
Minor League Affiliations	Utica Comets (AHL) Kalamazoo Wings (ECHL)
Radio Affiliation	Sportsnet 650
Television Affiliation	Sportsnet
Media Relations Hotline	604.899.4995
Ticket Information & Customer Service	604.899.4625
Information Line	604.899.4600

EXECUTIVE DIRECTORY

Chairman & Governor, NHL	Francesco Aquilini
Alternate Governor, NHL	Roberto Aquilini
Alternate Governor, NHL	Paolo Aquilini
Chief Operating Officer, CSE & Alternate Governor	Jeff Stipeck
General Manager	Jim Benning
Assistant General Manager	John Weisbrod
Senior Advisor to the General Manager & Director, Collegiate Scouting	Stan Smyl
Chief Revenue Officer	Trent Carroll
President, Hospitality & Live Entertainment	Michael Doyle
Executive Vice President, Business Operations & CFO	Todd Kobus
Executive Vice President, Hockey Administration & Arena Operations	TC Carling
Vice President, Communications & Community Partnerships	Chris Brumwell
Vice President & General Counsel, Vancouver Canucks & CSE	Chris Gear
Vice President, Membership, Sales & Business Intelligence	Brad Pennefather
Vice President, Marketing	Kevin Kinghorn
Vice President, Hospitality	Ella Chan
Manager, Business Operations	Cheryl Loveseth
Manager, Hockey Administration	Andrea Lobo
Executive Office Coordinator	Melanie Taplin

HOCKEY OPERATIONS

General Manager	Jim Benning
Assistant General Manager	John Weisbrod
Senior Advisor to the General Manager & Director, Collegiate Scouting	Stan Smyl
Executive Vice President, Hockey Administration, & Arena Operations	TC Carling
Vice President & General Counsel, Vancouver Canucks & CSE	Chris Gear
Senior Director, Hockey Operations & Analytics	Jonathan Wall
Senior Director, Player Development & Utica Comets General Manager	Ryan Johnson
Director, Player Development	Scott Walker
Senior Manager, Team Services & Travel	Mike Brown
Manager, Travel	Cathie Moroney
Analyst, Hockey Analytics	Aiden Fox
Head Coach	Travis Green
Assistant Coach	Nolan Baumgartner Newell Brown
Senior Advisor	Manny Malhotra Doug Jarvis
Director of Goaltending	Dan Cloutier
Goaltending Coach	Ian Clark
Skill Coach	Glenn Carnegie
Video Assistant Coach	Darryl Seward
Power Skating Consultant	Ryan Lounsbury
Head Coach, Utica Comets	Trent Cull
Associate Coach, Utica Comets	Gary Agnew
Assistant Coach, Utica Comets	Jason King
Player Development Goalie Consultant	Curtis Sanford

TRAINING STAFF

Equipment Manager	Pat O'Neill
Assistant Equipment Manager	Brian Hamilton
Assistant Equipment Manager	Mac Stewart
Game Dressing Room Attendant	Ron Shute (Home)
	John Jukich (Visitors)
	Ferdie De Guzman (Home)
	Trevor Penrose (Visitors)
Dressing Room Attendant	Christian Aquilini

HUMAN PERFORMANCE

Strength & Conditioning Coach	
Applied Sports & Science	Roger Takahashi
Head Athletic Therapist	Jon Sanderson
Assistant Medical Trainer	Dave Zarn
Strength & Conditioning Coach	Bryan Marshall
Rehab Therapist	Graeme Poole
Orthopedic Specialist	Dr. Bill Regan
Team Physician	Dr. Jim Bovard
Team Optometrist	Dr. Alan R. Boyco
Team Chiropractor	Dr. Glenn Cashman
Sports Psychologist	Dr. David Cox
Team Dentist	Dr. Jeffrey Norden

SCOUTING STAFF

Director, Amateur Scouting	Judd Brackett
Director, Professional Scouting	Brett Henning
Chief Amateur Scout	Ron Delorme
Associate Chief Scout	Thomas Gradin
Professional Scouts	Brian Chapman
	Lou Crawford
	Neil Komadoski
	Lars Lindgren
Amateur Scouts	Jonathan Bates
	Brandon Benning
	Sergei Chibisov
	Paul Gallagher
	Doug Gasper
	Ted Hampson
	Todd Harvey
	Patrik Jonsson
	Tim Lenardon
	Chris MacDonald
	Vincent Montalbano
	Dan Palango
	Derek Richard
	Wyatt Smith

COMMUNICATIONS & COMMUNITY RELATIONS

Vice President, Communications & Community Partnerships	Chris Brumwell
Director, Media Relations & Team Operations	Ben Brown
Manager, Media Relations & Publications	Stephanie Maniago
Coordinator, Media Relations	Alfred De Vera

Senior Director, Community Partnerships & Executive Director, Canucks for Kids Fund	Alex Oxenham
Senior Manager, Canucks for Kids Fund Events, 50:50	Diana Campbell
Manager, Hockey Development & Alumni	Rod Brathwaite
Manager, Community Partnerships	Tara Clarke
Manager, Community Partnerships	Jessica Hoffman
Coordinator, Community Partnerships	
& Mascot Liaison	Paul Buckley
Canucks Ambassador	Kirk McLean
Assistant Manager, Canucks for Kids Fund, 50:50	Nikki Matwiv

GAME ENTERTAINMENT & CONTENT

Senior Director, Content & Game Entertainment	Ryan Nicholas
Senior Producer	Jason Steensma
Content Manager	Briana Griffith
Senior Editor	Gayla Anderson
Writer	Derek Jory
Segment Producer	Shawn Edstrom
Segment Producer	Jessica McNeil
Editor	Lawren Cody
Editor	Harrison Argent
Content Producer	Paul Albi

Executive Producer, Special Projects	Mike Hall
Manager, Game Entertainment & Events	Cam Goudreau
Sr. Producer, Game & Events	Art Green
Program Manager, Game Entertainment & Community Events	Rebecca Grant

UPPER BOWL



MEMBERSHIP PRICING

UPPER BOWL	PACKAGE PRICE	PRICE PER GAME AVG.
UB Centre Row 1	\$5,340.00	\$121.36
UB Centre Band 2	\$4,249.75	\$96.59
UB Centre Band 3	\$4,049.50	\$92.03
UB Centre Band 4	\$3,026.00	\$68.77
UB Centre End Row 1	\$4,806.00	\$109.23
UB Centre End Band 2	\$3,849.25	\$87.48
UB Centre End Band 3	\$3,760.25	\$85.46
UB Centre End Band 4	\$2,803.50	\$63.72
UB Offensive Corner Band 2	\$3,248.50	\$73.83
UB Offensive Corner Band 3	\$3,092.75	\$70.29
UB Offensive Corner Band 4	\$2,469.75	\$56.13
UB Offensive Endzone Row 1	\$4,049.50	\$92.03
UB Offensive Endzone Band 2 / WC300	\$2,603.25	\$59.16
UB Offensive Endzone Band 3 / WC400E	\$2,002.50	\$45.51

UPPER BOWL	PACKAGE PRICE	PRICE PER GAME AVG.
UB Defensive Corner Row 1	\$4,605.75	\$104.68
UB Defensive Corner Band 2	\$3,248.50	\$73.83
UB Defensive Corner Band 3	\$3,092.75	\$70.29
UB Defensive Corner Band 4	\$2,403.00	\$54.61
UB Defensive Endzone Row 1	\$3,849.25	\$87.48
UB Defensive Endzone Band 2	\$2,469.75	\$56.13
UB Defensive Endzone Band 3	\$2,379.50	\$54.08
UB Defensive Endzone Band 4	\$1,918.00	\$43.59

Prices include GST. For price categories not shown on the grid, please see your account statement.



UNFORGETTABLE MOMENTS THAT UNITE US ALL

Whether it's an once in a life time opportunity, or a bond that spans a lifetime, Canucks Sports & Entertainment is focused on creating unique connections and experiences for fans and their favorite athletes and performers.

Consistently ranked by Billboard Magazine as one of the top venues in Canada, Rogers Arena is the home of unforgettable live experiences for guests. Rogers Arena is the venue of the National Hockey League's Vancouver Canucks and plays host to some of the largest musical acts in the world. It will also be home to the National Lacrosse League's Vancouver Warriors. In 2010, Rogers Arena was rebranded as Canada's Hockey Place during the 2010 Winter Olympics from February 13-18 and will be one of the main venues of the 2017/18 World Junior Championships. Former tenants also include the Vancouver Grizzlies of the NBA (1995-2001), Vancouver Ravens of the NLL (2001-2004) and Vancouver Voodoo of the RHI (1996).

Since opening on September 19, 1995 with a sold out show by Bryan Adams, Rogers Arena has welcomed more than 29 million visitors, playing host to over 150 sporting and entertainment events each year. Last year, over 11 million guests came through the doors over the course of the year. Through the support of passionate Canucks fans, Rogers Arena played host to 474 consecutive sell-out games over a span of 11 seasons from 2002 to 2014.



UNIQUE MOMENTS ARE BUILT BY THE DETAILS

CSE has a philosophy of building meaningful relationships with their fans and place an important focus on hospitality. From the way each guest is greeted, to the presentation of food, décor in the building, game entertainment, all areas of service, products and entertainment are examined closely to provide a premium experience.

There are a range of seating options available for guests, that all offer great sightlines of games and events. For guests wanting to share an experience in a group setting or to network with likeminded individuals, CSE has created a number of world-class premium club areas for guests to enjoy. Some of these examples include Encore and two Loge areas. Private, executive suites are also available in addition to a variety of great seating options in the upper and lower bowl.

Innovation and local are what inspire the menus around Rogers Arena. From the concourse to suite and club areas, the cosmopolitan feel of the Vancouver food scene extends around the building. CSE also provides a number of options for specific needs, whether it is dietary restrictions or family friendly options.



GROWING A COMMUNITY

CSE places great value in its local community and has strived to demonstrate corporate stewardship.

CSE's charitable arm, the Canucks for Kids Fund, has contributed over \$59 million dollars to local charities that support children's health and wellness, education and grassroots hockey. Players, management, coaches and staff have also dedicated their time to support a number of initiatives, including hospital visits, hockey camps and Live 2 Give – an annual event where staff are given a paid work day to donate their time to a charity of their choice. CSE also celebrates its vibrant and diverse community, taking part in such events as the Pride Parade, the Viasakhi Festival and also hosted a Chinese New Year's game for the first time at Rogers Arena in 2018.

Based in one of the most environmentally progressive cities in North America, CSE seeks out ways to decrease their ecological footprint and make a positive impact on the environment. A founding member of the Green Sports Alliance, which originated in the Pacific Northwest and grew to over 230 sports teams from 20 different leagues, CSE has implemented a number of green initiatives. In 2013, Rogers Arena partnered with SHIFT Energy in order to bring an automated Energy Optimization System to the building. The system monitors the energy consumption of the building in real-time, adjusting aspects such as temperature and lighting accordingly to decrease energy cost by 20%. The building's emphasis on local products and support of sustainable farming, as well as the continued efforts of CSE to encourage a zero waste policy, contribute to their environmental successes.



MAKING A NAME

Canucks Sports & Entertainment has received notable recognition as an organization for its various initiatives and culture. Some recent recognition and awards include:

BC's Top Employers: 2017

Insights West Dream Employer of BC: 2013, 2016

Populist The 16 Best Vancouver Companies to work for: 2017

BC Business Most Influential Brands: 2016, 2017

Green Sports Alliance Environmental Innovator of the Year: 2016

BC Business BC Most Loved Brands: 2014

"Big 50" Award Top 50 In-Stadium Activations: 2014

Vancity Buzz/Daily Hive Top 10 Coolest Brands in BC (#2): 2015

National Sports Forum Achievement Award - Best In-Stadium Campaign: 2012

Web Marketing Association WedAward Outstanding Achievement in Web Development: 2012

Applied Arts Design Award Best Broadcast Graphics: 2015

Food Service and Hospitality Magazine Pinnacle Award – Regional Company of the Year: 2015

Vancouver International Wine Festival Wine Program Excellence Award (Bronze): 2016

OpenTable Diner's Choice Award: February 2017



ROGERS ARENA AT A GLANCE

ARENA OPENED	September 19, 1995
OWNER	Canucks Sports & Entertainment
CAPACITY	Hockey: 18,870
	Basketball: 17,391
	End Stage: 14,234
	Centre Stage: 18,378
SUITES	70 Executive Suites; 9 Rental Suites; 1 Alumni Suite; 25 Loge Suites (Capacity of 6 per)
SUITE CAPACITY	12-44 Seats
CLUB SEATS	2,200
CLUBS	500 Club, Konica Minolta Champions Club, Encore, Loge Club
RESTAURANTS	Captains Room, The Sportsbar Live! at Rogers Arena Offsite: Canucks Bar & Grill at Vancouver International Airport (YVR)
PARKING	Over 520 spaces
FOOD SERVICE	Canucks Sports & Entertainment
CONCESSION LOCATIONS	36 permanent and 27 portable
MERCHANDISE	Canucks Team Store, 12 Merchandise Kiosks



AQUILINI GROUP

The Aquilini Group is a diversified family business founded more than 50 years ago by Mr. Luigi Aquilini. The Group is now run by his three sons Francesco, Roberto and Paolo Aquilini. The Vancouver-based organization owns and manages a global conglomerate portfolio that includes commercial, industrial and residential construction and developments as well as properties, food and beverage, hospitality and entertainment enterprises, diverse agribusiness operations, and sustainable aquaculture and renewable energy ventures.

The 2017/18 season marks the Canucks 14th under the leadership of the Aquilini Group. Since assuming control of the franchise in 2004, Canucks Sports & Entertainment has experienced tremendous growth with the team experiencing the longest period of sustained success on the ice, including six Northwest Division titles, two President's Trophies and a Stanley Cup Final appearance in 2011. It was also during this time that the Canucks fans supported a consecutive sellout streak at Rogers Arena from 2002 to 2014, one of the longest in the history of professional sports.

The Aquilini Group has invested significantly to upgrade Rogers Arena with a special focus on fan experience. From 2007 to 2018, over \$150 million has been invested in arena upgrades including new suites and clubs as well as expanded concourse space with diverse food options.

In the community, the Aquilini Group launched the Canucks Autism Network and support the Canucks for Kids Fund, the Boys Club Network and the Juvenile Diabetes Research Foundation. Since 2004, the Canucks for Kids Fund has raised more than \$44 million to provide vital resources and life-saving care to families across British Columbia.



JIM BENNING

JIM BENNING GENERAL MANAGER

Born: April 29, 1963

Birthplace: Edmonton, AB

Residence: Vancouver, BC

Family: Wife, Rhonda; Sons, Brandon and Nicholas; Daughters, Danica and Isabella

Jim Benning enters his fifth season as General Manager. He became the 11th general manager in Canucks history with his appointment May 21, 2014.

Since joining Vancouver, Benning has led a rebuild of the club's hockey operation, acquiring a young core of talent through trades, free agency and drafts. In his first NHL Draft with Vancouver, he selected Jake Virtanen and Thatcher Demko. In subsequent drafts, he selected notable prospects including Quinn Hughes, Brock Boeser, and Elias Pettersson.

Benning joined the Canucks after serving in the capacity of Boston Bruins Assistant General Manager for seven seasons which culminated in a Stanley Cup Championship in 2011. In that role he was an advisor to General Manager Peter Chiarelli on all matters pertaining to player evaluation, trades and free agent signings, in addition to assisting the General Manager in overseeing all individuals in their specific duties for the Bruins. Benning initially joined the Bruins as Director of Player Personnel in 2006.

The Edmonton, Alberta native also previously held a 12-year tenure with the Buffalo Sabres. For eight of those seasons, Benning served as the team's Director of Amateur Scouting. In that position, he oversaw the club's scouting staff and led the team at the annual NHL Entry Draft, in addition to scouting prospects at the high school, college and junior hockey levels as well as in Europe.

A former defenceman, he was drafted by the Toronto Maple Leafs, sixth overall, in the 1981 NHL Entry Draft following a record setting season with the WHL Portland Winter Hawks. He set WHL records for most consecutive games with an assist (30 games; 53 assists) and point (45 games; 95 points) as well as most assists (111) and points (139) by a defenceman. Following his WHL career, Benning played nine seasons in the NHL with the Maple Leafs and Vancouver Canucks. He played one season in Italy before retiring as a player in 1992 and attended college for one year before joining the Anaheim organization as an amateur scout in 1993/94.

Jim and his family reside in Portland, OR, during the offseason.



JEFF STIPEK

JEFF STIPEK CHIEF OPERATING OFFICER

Born: June 8, 1961

Birthplace: New Westminster, BC

Residence: Vancouver, BC

Family: Wife, Carol; Daughter, Tara; Son, Joey

Jeff Stipek was named Chief Operating Officer of Canucks Sports & Entertainment (CSE) in the Spring of 2016 and leads CSE's senior leadership team, responsible for the strategic and operational direction of the company. With an extensive background in the hospitality industry, Stipek emphasizes a focus on service for all fans, including season ticket members, premium clients, corporate partners along with innovative, meaningful, fan-driven experiences.

Over the past few seasons Stipek has aligned the direction of the business with the vision of the hockey operations team. He has also led an overhaul of fan facing areas of the company. Heading into 2018-19 Stipek is leading the business into one of the biggest years in team history with a new era of Canucks hockey, the launch of the Vancouver Warriors National Lacrosse League Team, the World Jr. Championships, a new Overwatch League esports team, a full slate of concerts and the NHL Entry Draft in June.

CSE is also renewing its focus on the fun factor at Rogers Arena. There will be new fan experience initiatives, revamped game entertainment, theme nights, more live music and an enhanced sound system. Fans will also enjoy access to a new, powerful WiFi system which supports a new Canucks app designed to improve the in-arena experience.

Stipek joined CSE as Vice President, Hospitality & Event Operations in 2014 as the organization undertook a significant shift to self-operating hospitality services. He led fan services, security and retail operations teams in addition to responsibilities for the development of a comprehensive new food and beverage program at Rogers Arena. With a newly hired staff of 1,800, hospitality services launched six premium dining venues, including two exclusive Loge spaces, new concourse areas within the West Tower addition and six new concepts for concourse quick service. In 2015, the hospitality team, a division of the Aquilini Restaurant Group, was recognized for its culinary and hospitality success with the 2015 Pinnacle Award for Regional Company of the Year in the Foodservice and Hospitality category.

Prior to joining Canucks Sports & Entertainment, Stipek led prominent businesses in the ski, golf, hotel, racing & gaming industries. His 25 years of leadership experience include serving as Operating Partner with The Keg, Executive Vice President and President, Intrawest, Chief Operating Officer and President, Cara, and Senior Vice President of The Stronach Group. He is a past board member of BC Special Olympics and volunteer with Big Brothers.



TRENT CARROLL
Chief Revenue Officer,
Vancouver Canucks & CSE



MICHAEL DOYLE
President, Hospitality
& Live Entertainment



TODD KOBUS
Executive Vice President,
Operations & CFO



TC CARLING
Executive Vice President, Hockey
Administration & Arena Operations



CHRIS BRUMWELL
Vice President, Communications &
Community Partnerships



CHRIS GEAR
Vice President & General Counsel,
Vancouver Canucks & CSE



ELLA CHAN
Vice President,
Hospitality



KEVIN KINGHORN
Vice President,
Marketing



BRAD PENNEFATHER
Vice President,
Sales & Business Intelligence



CANUCKS





JOHN WEISBROD

JOHN WEISBROD ASSISTANT GENERAL MANAGER

Born: October 8, 1968
Birthplace: Syosset, NY
Residence: Vancouver, BC
Family: Wife, Susanne; Sons, Cullen and Colton; Daughter, Kirsten

John Weisbrod was named Assistant General Manager on August 4, 2015. Weisbrod first joined the Canucks as Vice President, Player Personnel on July 7, 2014. As Assistant General Manager, he works closely with Jim Benning and Trevor Linden on player personnel decisions, providing strategic direction to the professional and amateur scouting departments and supporting day-to-day team operations. He previously served as Assistant General Manager of Player Personnel with the Calgary Flames over a span of three seasons.

Prior to joining the Flames, Weisbrod was Director of Professional and Collegiate Scouting for the Boston Bruins from 2006 to 2011 and was a part of the Boston Bruins Stanley Cup championship team in 2011. He also served as a Professional Scout for the Dallas Stars during the 2005.06 season.

Weisbrod was General Manager and Director of Operations for the Albany River Rats winning the Calder Cup in 1993 and 1995. He also served as General Manager of the IHL's Orlando Solar Bears where he guided the team to a Turner Cup Championship in 2001.

Weisbrod was named President and Chief Operating Officer of RDV Sports (Orlando Magic & Solar Bears) in 2000 and became General Manager of the Orlando Magic of the National Basketball Association in 2004. He remained in that position until 2005.

Weisbrod played for Harvard from 1987 to 1991, highlighted by a NCAA Championship in 1989. He was selected in the 1987 NHL Draft by the Minnesota North Stars 73rd overall then acquired and signed by San Jose in 1991. Weisbrod retired following a shoulder replacement in 1993.



STAN SMYL

STAN SMYL SENIOR ADVISOR TO THE GENERAL MANAGER & DIRECTOR, COLLEGIATE SCOUTING

Born: January 28, 1958
Birthplace: Glendon, AB
Residence: West Vancouver, BC
Family: Wife, Jennifer; Son, Spencer; Daughters, Jilian and Natalie

Smyl has spent his entire professional hockey career with the Canucks organization and was promoted to Senior Advisor to the General Manager and Director, Collegiate Scouting in 2016. In his role, Smyl works closely with General Manager, Jim Benning, on a number of initiatives in the hockey operations department, while continuing his responsibilities for scouting and evaluating the collegiate game in North America. Smyl began his career with the Canucks as a player, then coach and most recently worked in a player development capacity.

Smyl retired as a player on July 3, 1991, and was hired as a Canucks Assistant Coach on the same day. He served in the assistant capacity until June 18, 1999, when he was named Head Coach of Vancouver's top affiliate, the Syracuse Crunch (AHL). The 2000.01 season saw Smyl and the Canucks minor league team move to Kansas City (IHL), then to Manitoba (AHL) where Smyl was Head Coach for four seasons.

Often described as the "heart and soul" of the Canucks during his playing career, Smyl turned skeptics into believers by establishing team records for games played (896), goals (262), assists (411) and points (673) at the conclusion of his playing career. This combined with a feisty, hard-nosed style of play saw him lead Vancouver in goals (31), assists (47), points (78) and penalty minutes (204) in the 1979.80 season.

Three times named Canucks MVP, Smyl served the longest term as team captain (1982-90) in franchise history. He received the highest honour awarded by a club on Nov. 3, 1991 when the Canucks retired his No. 12 jersey, raising it to the rafters in the Canucks former home, the Pacific Coliseum.

TC CARLING

EXECUTIVE VICE PRESIDENT, HOCKEY ADMINISTRATION & ARENA OPERATIONS

Born: September 2, 1975

Birthplace: Victoria, BC

Residence: North Vancouver, BC


Family: Wife, Tamsin; Daughter, Elsa

TC Carling enters his 20th season with the Vancouver Canucks and first as Executive Vice President, Hockey Administration & Arena Operations. In his role, Carling provides the strategic leadership for the hospitality, event services, retail and game entertainment teams. He also oversees the human performance, medical, strength & conditioning and equipment departments.

Carling re-joined Canucks Sports & Entertainment in 2014 from the Canadian Men's Health Foundation where he acted as the Senior Vice-President, providing the communication, marketing and partnership branding strategy for the organization as it evolved from a provincial to national institution.

Carling previously served as the Canucks Vice President, Communications and Community Partnerships. He was responsible for developing and implementing corporate communication strategies across all Canucks Sports & Entertainment and Canucks for Kids Fund initiatives. In his role, TC was responsible for identifying and pursuing team and player strategies with broadcast, web site, Game Night Magazine and media outlets to leverage the Canucks brand in the community.

A native of Victoria, BC, Carling graduated from the B.C.I.T. Broadcasting Program in Burnaby, BC.



TC CARLING

CHRIS GEAR

VICE PRESIDENT AND GENERAL COUNSEL

Born: July 27, 1972

Birthplace: Montreal, QC

Residence: Richmond, BC

Family: Wife, Janeil; Son, Brady and Daughter, Devyn

Chris Gear enters his ninth season as Vice President and General Counsel and fourth working with the Hockey Operations department. Gear first joined the organization in July, 2010. He is responsible for advising on the legal application of the NHL Collective Bargaining Agreement, managing and negotiating player contracts and overseeing the club's relationship with its American Hockey League affiliate, serving as the Utica Comets' Alternate Governor. He is also involved in assisting with day to day Canucks roster management and salary cap planning.

In addition to his work with the hockey operations department, Gear is responsible for overseeing all legal matters for the Canucks business and event operations. This includes sponsorship, broadcast, technology, event licensing and supplier negotiations. It also includes advising the organization on legal and contractual requirements as well as compliance and risk management matters. Additionally, Gear helped spearhead the acquisition of Vancouver's National Lacrosse League team and has been actively involved in all aspects of planning for the team's inaugural season.

Prior to joining the Canucks, Gear spent five years as Director and Senior Legal Counsel for the Vancouver Organizing Committee for the 2010 Olympic and Paralympic Winter Games (VANOC). Gear began his legal career at the Vancouver office of the law firm Blake, Cassels & Graydon LLP where he worked for six years after graduating from Queen's University with his Bachelor of Commerce in 1995 and LL.B. in 1998. While at Queen's, Gear was a CIS all-star receiver and team MVP with the Golden Gaels football team. His athletic pursuits are now confined to "beer league hockey" and running after his kids.



CHRIS GEAR



RYAN JOHNSON

RYAN JOHNSON

SR. DIRECTOR, PLAYER DEVELOPMENT AND UTICA COMETS GENERAL MANAGER

Born: June 14, 1976
Birthplace: Thunder Bay, ON
Residence: Nashville, TN

Ryan Johnson serves as Utica Comets General Manager and was promoted to Sr. Director, Player Development in 2018. In this expanded role, Johnson will continue to work closely with prospects in the system and lead the day-to-day function of Comets Hockey Operations. He originally joined the Canucks as a Player Development Consultant in 2013 and became the Director of Player Development in 2016.

Johnson played in 701 NHL games over the span of 13 seasons with the Vancouver Canucks, Florida Panthers, Tampa Bay Lightning, St. Louis Blues and Chicago Blackhawks. He amassed 122 career points (38-83-122) and 250 penalty minutes during the regular season. The Thunder Bay, Ontario native added another five points (1-4-5) and 12 penalty minutes in 29 career NHL playoff games.

Prior to this NHL career, Johnson spent two years at the University of North Dakota where he collected 47 points (8-39-47) in 59 games played. He was drafted 36th overall in the second round by the Florida Panthers in the 1994 NHL Entry Draft.



JONATHAN WALL

JONATHAN WALL

SENIOR DIRECTOR, HOCKEY OPERATIONS AND ANALYTICS

Born: October 13, 1974
Birthplace: Vancouver, BC
Residence: Vancouver, BC
Family: Wife, Sarah; Son, Jack; Daughter, Aliya

As the Senior Director of Hockey Operations & Analytics, Jonathan Wall works closely with General Manager Jim Benning and Vice President and General Counsel Chris Gear, and liaises with the NHL regarding hockey administration and day to day roster management. Wall works with the Canucks Management team on a variety of responsibilities including hockey analytics, salary cap management and planning, contract analysis, immigration, entry draft, free agency, college scouting, as well as any special projects as directed by the General Manager. Additionally, Wall spearheaded the creation and is the Tournament Director of the Canucks Young Stars Classic.

Wall began his tenure with Canucks Sports & Entertainment in 1998 as the Scouting Information Coordinator and has served in a number of related roles over the years on both the coaching and management sides of the organization. Most recently, Director, Hockey Administration, Wall was promoted to his current role in 2014 after heading up the club's Hockey Analytics program since 2011. Wall worked for the Vancouver Voodoo roller hockey team in 1996.

Prior to his professional career, Wall worked with the University of British Columbia's Varsity Hockey Team as Team Manager while he completed his degree in Sports Management.

DOUG JARVIS

SENIOR ADVISOR

Born: March 24, 1955

Birthplace: Brantford, ON

Residence: Elgin, ON

Family: Wife, Linda; Son, Landry; Daughter, Laura

Doug Jarvis enters his third season with the Canucks organization and first as Senior Advisor, consulting with Canucks coaching staff, management and AHL affiliate, Utica Comets. He was previously named as an Assistant Coach with the Canucks (2016-2018), continuing an impressive and accomplished career. He joined the Canucks from the Boston Bruins, where he served as an assistant coach for six years.

Jarvis' coaching career spans 28 years and follows a 13-year NHL playing career. The Brantford, Ontario native was drafted 24th overall by the Toronto Maple Leafs in the 1975 NHL Entry Draft and played for the Montreal Canadiens, Washington Capitals and Hartford Whalers over the course of his career, recording 403 career points (139-264-403). He is a six-time Stanley Cup champion, winning four times as a player with Montreal and twice as an assistant coach with Dallas (1999) and Boston (2011). Jarvis still holds the NHL iron man record with 964 consecutive games played, never missing a game his entire NHL career. Jarvis won the Selke Trophy as top defensive forward in 1984 and the Masterton Trophy for perseverance and dedication in 1987 due to his iron man status.

Following his playing career Jarvis was named an assistant coach with the Minnesota North Stars in 1989, where he worked 14 seasons and moved with the club to Dallas, the longest period of time an assistant coach remained with the same team in NHL history. He led the franchise to the Stanley Cup final as the North Stars in 1991 before winning the Cup with Dallas. In 2003 he assumed head coaching duties with Montreal's AHL affiliate, the Hamilton Bulldogs, and two years later was named associate coach with Montreal in 2005 before joining the Bruins in 2010, winning another Stanley Cup the following year.

SCOTT WALKER

DIRECTOR, PLAYER DEVELOPMENT

Born: July 19, 1973

Birthplace: Cambridge, ON

Residence: Cambridge, ON


Family: Wife, Julie; Son, Cooper; Daughter, Anna

Scott Walker enters his fourth season with the Canucks and first as Director, Player Development. In this expanded role, Walker, alongside Ryan Johnson, will work closely with prospects in the Canucks system. Prior to the promotion, he served as the Canucks Player Development Consultant, beginning on October 2, 2015.

Last season Walker was also named as an Assistant Coach for the bronze medal winning Team Canada at the 2018 Winter Olympics in South Korea.

Walker played 829 career games over the span of 15 seasons with the Vancouver Canucks, Nashville Predators, Carolina Hurricanes and Washington Capitals. He amassed 397 points (151-246-397) and 1,162 penalty minutes during the regular season. The Cambridge, Ontario native also added eight points (1-7-8) and 31 penalty minutes in 30 NHL playoff games. A Canucks alumnus, Walker played 197 games, collected 44 points (10-34-44) and 466 penalty minutes in a Vancouver uniform over the span of four seasons.

Following his playing career, Walker served as Head Coach of the Guelph Storm of the Ontario Hockey League from 2010-2015. Walker led the Storm to a regular season record of 179-105-22 over the span of five seasons and an OHL championship in 2013-14. On the international stage, Walker has captured two gold medals in a coaching capacity. He acted as an Assistant Coach for Team Canada at the 2015 World Junior Championships as well as at the 2012 Ivan Hlinka Tournament.



DOUG JARVIS



SCOTT WALKER



TRAVIS GREEN

TRAVIS GREEN HEAD COACH

Born: December 20, 1970

Birthplace: Castlegar, BC

Residence: Vancouver, BC

Family: Wife, Sheree; Daughter, Jordyn; Sons, Blake and Brody

Travis Green was named the 19th Head Coach of the Vancouver Canucks on April 26, 2017 and will enter his second season behind an NHL bench. In his first season as an NHL Head Coach, Green led the Canucks to a 31-40-11 record employing an aggressive and fast style with a young core including Brock Boeser and Bo Horvat. Green was promoted from his role as Head Coach of the Utica Comets, the Canucks' AHL affiliate, where he served for four seasons. As Head Coach of the Comets, he built a record of 155-110-39 in 309 games coached.

In his second season behind an AHL bench in 2014-15, Green led the team to a 47-20-7-2 record en route to its first North Division championship in franchise history. The Comets finished the regular season with the second highest win (47) and point (103) totals in the AHL. Green went on to lead Utica all the way to the 2015 Calder Cup Final, where they fell four games

to one to the Manchester Monarchs. The following season, the Comets posted a 38-26-8-4 record and advanced to the AHL Semifinals for the second straight year.

Prior to joining the Comets, Green began his coaching career in the Western Hockey League (WHL) as an Associate Coach with the Portland Winterhawks in 2009. He took over as Interim Head Coach of the Winterhawks in November 2012, following the suspension of Head Coach and General Manager, Mike Johnston. Under Green's tutelage the Winterhawks compiled a 37-8-0-2 record (0.809%), en route to a WHL Championship title and a Memorial Cup Final berth. The Green-led Winterhawks went on to lose to the Halifax Mooseheads in the Memorial Cup Finals. Over five seasons with the Winterhawks, Green amassed a record of 219-123-9-9.

Prior to coaching, Green played 14 seasons in the National Hockey League and a final professional season with EV Zug in Switzerland. He recorded 455 career points (193-262-455) and 764 penalty minutes in 970 career games with the New York Islanders, Mighty Ducks of Anaheim, Phoenix Coyotes, Toronto Maple Leafs and Boston Bruins. His team made the playoffs in seven of the 14 seasons, in which Green scored 21 points (10-11-21) and added 60 penalty minutes in 56 career playoff games. Green was originally selected by the New York Islanders in the second round, 23rd overall in the 1989 NHL Entry Draft. On the international stage, Green represented Team Canada at the 2007 Spengler Cup, winning the tournament.

Green's best season came during the 1995-96 season with the New York Islanders. That season he notched career-highs in goals scored (25), assists (45), total points (70), and power play goals (14) in 69 games played.

TRAVIS GREEN'S HEAD COACHING CAREER

SEASON	TEAM	LEAGUE	GC	W	L	OTL	SOL	PCT
2012-13	Portland	WHL	47	37	8	2	0	.770
2013-14	Utica	AHL	76	35	32	5	4	.520
2014-15	Utica	AHL	76	47	20	7	2	.678
2015-16	Utica	AHL	76	38	26	8	4	.579
2016-17	Utica	AHL	76	35	32	7	2	.520
2017-18	Vancouver	NHL	82	31	40	11	N/A	.445

NOLAN BAUMGARTNER**ASSISTANT COACH**

Born: March 23, 1976
Birthplace: Calgary, AB
Residence: Vancouver, BC
Family: Wife, Liz; Son, Jake

Nolan Baumgartner enters his second year in an NHL coaching position as the Assistant Coach of the Vancouver Canucks. Previously, Baumgartner served as Assistant Coach of the Utica Comets under current Canucks Head Coach Travis Green for four seasons, as well as one season as Assistant Coach of the Chicago Wolves, the Canucks' previous AHL affiliate. During the Utica Comets 2014-2015 campaign, Baumgartner played an integral role in helping the team reach the Calder Cup Final for the first time in team history.

Prior to being named Assistant Coach of the Wolves to start the 2012-2013 season, Baumgartner completed a 17-year professional playing career where he played a combined 1,021 career regular season games (143 NHL, 878 AHL) and served in leadership roles as Captain of the Norfolk Admirals, the Manitoba Moose and the Chicago Wolves.

In 143 career regular season NHL games, Baumgartner recorded 47 points (7-40-47) and 69 penalty minutes with Washington, Chicago, Vancouver, Pittsburgh, Philadelphia and Dallas. The Calgary, AB native played 878 regular season AHL games, earning 390 points (83-307-390) and 815 penalty minutes. He also accumulated 29 points (4-25-29) and 85 penalty minutes in 86 career Calder Cup playoff outings, including an appearance in the 2009 Calder Cup Final as Assistant Captain of the Manitoba Moose. Baumgartner ranks among the Top 20 players of all time for games played in the American Hockey League. Baumgartner was named to the AHL All-Star game three times: 2005, 2007 and in 2010, where he served as Captain of the Canadian All-Stars.

Baumgartner also represented Team Canada twice in the World Junior Championships (1995 & 1996), Captaining the team in 1996 and capturing Gold both years. Baumgartner was also a member of the Memorial Cup Championship Kamloops Blazers in both 1994 and 1995.

Baumgartner was selected 10th overall by the Washington Capitals in the 1994 NHL Entry Draft.

**NOLAN BAUMGARTNER****NEWELL BROWN****ASSISTANT COACH**

Born: February 14, 1962
Birthplace: Cornwall, ON
Residence: Vancouver, BC
Family: Wife, Lori; Son, Adam; Daughter, Erika

Newell Brown, 55, enters his fifth non-consecutive season as an Assistant Coach with the Canucks after being named to the position on June 7, 2017. He served in the same capacity from 2010-2013, where he helped the team to consecutive President's Trophies in 2010.11 and 2011.12 in addition to an appearance in the 2011 Stanley Cup Final. He spent the previous four seasons as an assistant coach with the Arizona Coyotes and was an Assistant Coach for the 2007 Anaheim Ducks Stanley Cup Championship team.

Under Brown, the Coyotes' power-play was among the best in the NHL. The team led the NHL with 35 home power-play goals and ranked sixth with a 21.9 home power-play percentage (PPP%) in 2015.16. Arizona owned a 20.0 power-play percentage (PPP%) in 2014.15, which ranked seventh in the League. In his first season with the Coyotes, Brown helped rejuvenate the power-play, which ranked fourth in the NHL and first in the Western Conference at 19.9%. Arizona also led the Western Conference and ranked fifth in the League with a 22.1 PPP% at home. Brown joined the Canucks after spending five seasons as an Assistant Coach with the Anaheim Ducks. Prior to that, he held the roles of Associate Coach and Assistant Coach for the Columbus Blue Jackets, Anaheim Mighty Ducks and Chicago Blackhawks dating back to the 1996.97 season.

Before joining the NHL ranks, Brown spent four seasons as Head Coach of the Adirondack Red Wings, where he recorded a 151-132-36-2 record and four consecutive postseason appearances. He also served as Head Coach of Michigan Tech University from 1990-1992 after serving as an Assistant Coach at Michigan State from 1986-1990. On the international stage, Brown was Head Coach of Team Canada when they secured a silver medal at the 1988 Spengler Cup.

A native of Cornwall, Ontario, Brown was drafted by Vancouver 158th overall in the 1982 NHL Entry Draft, spending one year in the Canucks organization playing for Fredericton (AHL) and Muskegon (IHL) before captaining the Canadian National Team in 1985.86. Prior to his professional playing career, Brown captained the final three years of his four seasons for Michigan State from 1980-1984 and finished his collegiate career with 186 points (66-120-186) in 146 games. He is also a member of the Memorial Cup championship Cornwall Royals in 1979.

**NEWELL BROWN**



MANNY MALHOTRA

MANNY MALHOTRA

ASSISTANT COACH

Born: May 18, 1980
Birthplace: Mississauga, ON
Residence: Vancouver, BC
Family: Wife, Joann; Sons, Caleb, Isaiah, Eli

Manny Malhotra returns to the Canucks for his fourth season with the organization and his second with the title of Assistant Coach since being named to the position on June 7, 2017. He will assume new responsibilities in the expanded role with day-to-day on-ice direction. Prior to this, Malhotra joined the organization last season as a Development Coach on a part time basis. He works closely with players in developing specialized skills, including face-offs, and systems.

Malhotra brings 18 years of NHL experience, playing for a number of NHL teams including the Vancouver Canucks, New York Rangers and Montreal Canadiens. He amassed 295 points (116-179-295) and 451 penalty minutes in 991 games. Malhotra will lend his expertise to players in a mentoring role.



IAN CLARK

IAN CLARK

GOALTENDING COACH

Born: May 12, 1966
Birthplace: Vancouver, BC
Residence: Naples, FLA
Family: Wife, Debbie; Sons, Morgan, Christopher, Samuel, Collins, Jason, Blake

Ian Clark returns to the Vancouver Canucks organization, entering his ninth non-consecutive season as Goaltending Coach after being named to the position on July 2, 2018.

Clark previously served as Goaltending Coach and Consultant of the Canucks for eight years and seven seasons from 2002-2010, focusing primarily on the team's NHL goalies but working additionally with goaltenders throughout the organization. Under Clark's leadership, the Canucks qualified for the playoffs five times, including a 2006-07 season that saw Roberto Luongo record 47 wins and receive nominations for the Vezina and Hart Trophies in his introductory season with the team.

Clark rejoins the Canucks from the Columbus Blue Jackets, where he served as Goaltending coach since the 2011-12 season. In his time with the Blue Jackets, Clark's assistance led starting goalie Sergei Bobrovsky to two Vezina Trophy wins (2013, 2017) and a Hart Trophy nomination (2017).

In addition to his seven years with the Blue Jackets organization, Clark was also a member of Team Canada's coaching staff at the World Junior Championships from 2003-06, winning silver medals in 2003 and 2004 and capturing gold in 2005 and 2006. He also served as the goaltending consultant for the Florida Panthers (2001-02) and Sweden's MoDo Hockey (2010-11).

Recognized as a leading educator of the goaltending position, Clark's knowledge and innovative approach have attracted high-performance goaltenders at the NHL, international, minor pro, major junior and NCAA levels. Clark was the founder of the Goaltender Development Institute and served as technical author of *From the Crease – The Self Development Guide to Hockey Goaltending* from 1998-2003 and *The Goalie News* from 2003-08.

GLENN CARNEGIE

SKILL COACH

Born: August 30, 1973

Birthplace: Winnipeg, MB

Residence: Vancouver, BC

Family: Daughter, Dani-Lynne

Glenn Carnegie enters his 10th season as Vancouver Canucks Skill Coach. His responsibilities include working on-ice with players and prospects at the NHL and minor league level to continue to develop fundamental hockey skills. Carnegie assists in the conditioning, recovery and nutrition of all players within the organization.

Prior to joining the Canucks, Carnegie worked as Strength and Conditioning Coach with the Manitoba Moose (formerly of the American Hockey League), where he was responsible for hockey specific training, off-season conditioning and on-ice sessions with injured players.

Carnegie grew up playing hockey in the AA, AAA and junior system in Manitoba and played professionally in Germany. He received his degree in Exercise and Sport Science from the University of Manitoba and is Certified Strength and Conditioning Coach through the National Strength and Conditioning Association. He also volunteers and sits on the board of the Believe in the Goal foundation, which raises money for cancer research.



GLENN CARNEGIE

DARRYL SEWARD

VIDEO COACH

Born: January 3, 1973

Birthplace: St. John's, NL

Residence: Vancouver, BC

Family: Wife, Paula

Darryl Seward begins his second year with the Canucks organization after being named Video Coach on July 6, 2017.

Seward, 44, joined the Canucks from the AHL Cleveland Monsters where he served as Assistant Coach for two seasons, helping the team to the 2016 Calder Cup. Prior to joining the Monsters, Seward had stints as Video Coach with the Springfield Falcons (2014.15) and Syracuse Crunch (2012.13).

Prior to his professional career, Seward served as Assistant Video Coach for the QMJHL Moncton Wildcats from 2008 to 2012, where he helped the club capture the 2010 President's Cup.

On the international stage, the Lewisporte, Newfoundland, native served on the coaching staff of Team Canada during the 2012 Ivan Hlinka Memorial, helping the team win gold.



DARRYL SEWARD



DAN CLOUTIER

DAN CLOUTIER

DIRECTOR OF GOALTENDING

Born: April 22, 1976
Birthplace: Mont-Laurier, QC
Residence: Oakville, ON
Family: Wife, Nikki; Two Children

Dan Cloutier enters his seventh season with the Canucks and first as Director of Goaltending. Cloutier is responsible for goaltending staff and players at the NHL, AHL, and prospect level. In this role, he will support scouting, player acquisition and work in partnership with Canucks goaltending Coach Ian Clark to train and develop Canucks goaltenders.

He previously served as Goaltending Coach (2016-2018) and Goaltending Consultant, Player Development (2012-2016) with Vancouver. Cloutier joined the Canucks from the Barrie Colts, where he most recently served as goaltending consultant during the 2010.11 season.

The Mont-Laurier, Quebec native was a member of the Vancouver Canucks, New York Rangers, Tampa Bay Lightning and Los Angeles Kings over the span of a 10-year playing career in the National Hockey League. Cloutier posted a record of 139-142-33, 15 shutouts and a 2.77 goals against average.

In his five seasons with the Canucks, Cloutier appeared in 208 games with a record of 109-68-23, 14 shutouts and a 2.42 goals against average. He ranks fourth in franchise history for saves (4668), third for shutouts (4), fourth for wins (109) and fourth for games played (208). Cloutier also appeared in 25 playoff games, posting a record of 10-13 and a 3.31 goals against average. He retired in 2009/10 due to chronic hip injuries.

On the international stage, Cloutier won a gold medal at the 1995 World Junior Championship. Cloutier was originally drafted 26th overall by the New York Rangers in the 1994 NHL Entry Draft.



CURTIS SANFORD

CURTIS SANFORD

PLAYER DEVELOPMENT GOALTENDING CONSULTANT, UTICA COMETS

Born: October 5, 1979
Birthplace: Owen Sound, ON
Residence: Utica, NY
Family: Wife, Malinda; Sons, Landon, Kenrick, Barron

Sanford, 37, enters his second season as Player Development Goaltending Consultant. In his role, Sanford will assist with the development of goaltending prospects both at the AHL and junior levels.

Sanford completed his 15-year professional career after the 2014.15 season in the KHL with the Yaroslavl Lokomotiv. The Owen Sound, Ontario native competed in 144 career NHL games, 35 of which were with the Canucks from 2007-2009. In addition, Sanford appeared in 251 career AHL games as well as an appearance in the 2011 AHL All-Star Classic. He was also named to the 2010.11 AHL second All-Star Team and possessed the best goals against average in the AHL with a 1.93 GAA.

He began his coaching career as coach with the Owen Sound Jr. Attack in 2015.16 and coach with the Grey Bruce Highlanders AAA in 2016.17.



PAT O'NEILL

PAT O'NEILL EQUIPMENT MANAGER


Pat O'Neill joined the Vancouver Canucks in 1988 and enters his 31st season with the hockey club. Known for his exemplary work, O'Neill was inducted into the BC Hockey Hall of Fame in 2016 in the Trainer's category. Prior to joining the Canucks, O'Neill spent eight seasons as Equipment Manager with the Winnipeg Jets. At the international level, O'Neill has worked with Team Canada several times, most recently at the 2010 Winter Olympic Games in Vancouver, where he helped Canada win gold. O'Neill also worked for Team Canada at the 2004 and 1990 World Championships in addition to the 1996 World Cup. O'Neill has worked in two NHL All-Star Games; 1988 and 1992. On November 14, 2014 O'Neill celebrated a significant career milestone, working his 2,500th NHL game versus the Arizona Coyotes. O'Neill became the first recipient of the Larry Ashley Award on July 4, 1996, which honours the trainer or equipment manager who best exemplifies the character and commitment to excellence exemplified by Ashley throughout his career. O'Neill is an Executive Board Member of the Society of Professional Hockey Equipment Managers (SPHEM). He has two daughters: Brooklyn and Faith.



BRIAN HAMILTON

BRIAN HAMILTON ASSISTANT EQUIPMENT MANAGER

Brian "Red" Hamilton has been a member of the Vancouver Canucks training staff for over 10 years and enters his fifth season as Assistant Equipment Manager. Initially working as a Dressing Room Attendant, Hamilton served as Equipment Assistant for the past eleven seasons. Prior to joining the Canucks, Red worked 13 seasons with the BC Lions of the Canadian Football League from 1989 to 2001. His tenure with the Lions included two Grey Cup Championships in 1994 and 2000. Red is also currently a member of SPHEM. Red has a daughter: Ashley.



MAC STEWART

MAC STEWART ASSISTANT EQUIPMENT MANAGER

Mac Stewart enters his fourth season with the Vancouver Canucks after serving as Head Equipment Manager for the Toronto Marlies during the 2014-15 season. Stewart worked in the same capacity with the Sault Ste. Marie Greyhounds the previous two seasons. He joined the Greyhounds from the Vancouver Giants organization where he spent parts of 11 seasons, which included a Memorial Cup Championship in 2007. Mac has a son Chace and a dog Bentley.




FERDIE DE GUZMAN
Game Dressing Room Attendant




RON SHUTE
Game Dressing Room Attendant



JOHN JUNICH
Game Dressing Room Attendant



TREVOR PENROSE
Game Dressing Room Attendant



CHRISTIAN AQUILINI
Dressing Room Attendant



ROGER TAKAHASHI

ROGER TAKAHASHI STRENGTH & CONDITIONING COACH, APPLIED SPORTS & SCIENCE

Born: September 14, 1967

Birthplace: Kamloops, BC

Residence: Langley, BC

Family: Wife, Cara; Sons, Sami, Max, Calvin & Henry

Roger Takahashi enters his 16th season as the Canucks Strength and Conditioning Coach after joining the team in May 2003. His responsibilities include specialized hockey conditioning and nutrition programs in-season and off-season, as well as recovery programs for injured players to ensure they return to the Canucks line-up in top physical condition. In addition to training Canucks players, Takahashi is also responsible for overseeing the Canucks minor league affiliate, the Utica Comets and the club's young prospects providing training skills, nutrition education and preparation at the elite NHL level. He is also responsible for overseeing sport science initiatives within the Human Performance Department.

Takahashi graduated from the University of Waterloo with a Bachelor of Science in Science in 1989 and a Bachelor of Science in Honours Kinesiology in 1991. He has written articles and given talks regarding injury prevention as well as sports training and has lectured at the university level at both Simon Fraser University and the University of British Columbia. He is actively involved in the Canucks Centre for BC Hockey programs as well as being the past-President of the Strength and Conditioning Association of Professional Hockey.

Takahashi was born and raised in Kamloops and now resides in Langley with his wife, four sons and their dogs. He is a member of the British Columbia Association of Kinesiologists, the Sports Medicine Council of British Columbia, the American Optometric Association Sports Vision Section, and the National Strength and Conditioning Association as a Certified Strength and Conditioning Specialist.



JON SANDERSON

JON SANDERSON HEAD ATHLETIC THERAPIST

Jon Sanderson enters his 20th year with the Vancouver Canucks Medical Staff and third as Head Athletic Therapist. His previous experience includes working for the BC Lions of the Canadian Football League. In 2016, Sanderson served as an Athletic Therapist for Team North America at the World Cup of Hockey and in 2006, he was a member of the Team Canada medical staff at the Winter Olympic Games in Torino, Italy. Sanderson graduated from Sheridan College in Oakville, Ontario, and the West Coast College of Massage Therapy in Vancouver. He is a certified member of the National Athletic Trainers Association, the Canadian Athletic Therapy Association, Professional Hockey Athletic Trainers Society and a Registered Massage Therapist. Jon lives in Port Coquitlam, BC, with his wife Catherine, daughter Kate, son Cooper.

DAVE ZARN

ASSISTANT ATHLETIC THERAPIST

Dave Zarn begins his 10th year with the Vancouver Canucks Medical Staff after three seasons as Head Athletic Therapist & Strength and Conditioning Coach with the Victoria Salmon Kings formerly of the East Coast Hockey League. Zarn worked in the same capacity with the Okanagan Hockey School/Hockey Academy for three years prior to joining the Salmon Kings. A University of Manitoba graduate, Zarn is a certified member of the Canadian Athletic Therapy Association with Corrective Exercise Specialist training from the National Academy of Sports Medicine. Dave lives in Vancouver, BC, with his wife Jaime and daughters Tayana and Brinley.



DAVE ZARN

BRYAN MARSHALL

PLAYER DEVELOPMENT & APPLIED SPORT SCIENCE

Born: August 30, 1984

Birthplace: Scarborough, ON

Residence: Vancouver, BC

Family: Wife, Jocie; Daughter, Ava

Bryan Marshall begins his 10th season with the organization, with a focus in the area of player development and Applied Sport Science this year. Marshall works closely with all other high performance staff and brings his many years of experience to focus on strength training, conditioning, data collection, monitoring, nutrition, recovery, return-to-play, and supplementation. He will continue to work with the team's prospects in 2018/19.

Marshall has worked closely with amateur and professional athletes, from the NHL, NFL, CFL, as well as the CIS while he attended the University of Western Ontario. Marshall has also created his own successful nutritional supplement line and opened an elite training facility in Toronto. Marshall previously served as a consultant with the Canucks from 2008–2014.

A member of the Canadian National Weightlifting Team, Marshall was an eight time provincial champion in Ontario and still holds records in the sport for his weight class.



BRYAN MARSHALL

GRAEME POOLE

REHAB THERAPIST

Graeme Poole is entering his third season as the Rehab Therapist with the Vancouver Canucks Medical Staff. Previously, Graeme spent seven seasons with the Vancouver Whitecaps acting as the Head Physio for the first team. A Richmond native, Poole has worked with top athletes ranging from Canadian Olympians to Premier League soccer players to World champion ultra-marathoners. Graeme Graduated with a BHK in Human Kinetics from UBC and a Masters of Science in Physical Therapy from the University of Alberta. Graeme holds a Diploma in Sport Physiotherapy. Other professional affiliations include being a member of the Canadian Physiotherapy Association and Sports Physiotherapy Canada.



GRAEME POOLE

MEDICAL STAFF



DR. BILL REGAN
Team Physician



DR. JIM BOVARD
Primary Team Physician



DR. ALAN R. BOYCO
Team Optometrist



DR. GLENN CASHMAN
Team Chiropractor



DR. DAVID COX
Sports Psychologist



DR. JEFFREY NORDEN
Team Dentist

JUDD BRACKETT

DIRECTOR, AMATEUR SCOUTING

Born: February 7, 1977
Birthplace: Cape Cod, MA
Residence: Cape Cod, MA
Family: Wife, Lucie; Children, Mae, Pierce and Deacon

Judd Brackett served seven years as an Amateur Scout in the Canucks organization prior to being named Director of Amateur Scouting on August 4, 2015. In his current role, Brackett oversees the amateur scouting staff, leading the department and supporting the player evaluations of regional scouts.

Prior to joining the Canucks, Brackett served as Head Scout and Vice President of Player Personnel for the Indiana Ice of the USHL, where he captured two Clark Cups while with the team. He began his scouting career as a scout for the Gatineau Olympiques of the QMJHL during the 2005.06 season. His tenure with the Olympiques included a Presidents Cup in 2008.

A native of Cape Cod, Massachusetts, Brackett played one season in net for Northeastern University in 1996.97 where he was selected to the Hockey East All-Academic Team. He also played three years at Connecticut College from 1997 to 2000, where he was a two-time recipient of the Duncan Dayton Award. He also played one season for CG Puigcerda of the Liga Nacional League.



JUDD BRACKETT

BRETT HENNING

DIRECTOR, PROFESSIONAL SCOUTING

Born: May 7, 1980
Birthplace: Huntington, NY
Residence: Denver, CO
Family: Wife, Megan; Children, Brooks and Teddy

Brett Henning served seven seasons as a member of the Canucks scouting staff prior being named Director of Professional Scouting on July 26, 2017. In this role, Henning oversees four professional scouts and will assist General Manager Jim Benning in assessing and procuring players at the professional level.

Prior to beginning his career as a scout, Henning played three seasons at the University of Notre Dame. He also represented Team USA at the 2000 World Junior Championship and was a member of the inaugural U.S. National U18 Team. A native of Long Island, New York, he was selected by the New York Islanders in the 1999 NHL Entry Draft.

Coming from a hockey-rich family, his father Lorne has held a number of NHL positions including Assistant General Manager, Head Coach and Assistant Coach.



BRETT HENNING

RON DELORME

CHIEF AMATEUR SCOUT

Born: September 3, 1955
Birthplace: North Battleford, SK
Residence: Vancouver, BC
Family: Wife, Joan; Son, Blair; Daughter, Leah

Ron Delorme is one of the longest serving members of the Vancouver Canucks. With over 20 years of scouting experience and 210 games played at right wing, Delorme has been a member of the Canucks in some capacity since 1981. He was named Chief Amateur Scout in August 2000.

Delorme was originally drafted by Denver in the 1975 WHA Amateur Draft. His rights were then transferred to the Colorado Rockies in July 1976, after the franchise relocated to the NHL. He played in 314 games for the Rockies from 1976.77 to 1980.81 before he was claimed by Vancouver in the NHL waiver draft in October 1981. Delorme played a large role in the Canucks run to the Stanley Cup Final in 1982 and is probably best remembered by Vancouver fans for his inspirational fight versus Chicago's Grant Mulvey in the Campbell Conference Final.

Delorme played four seasons for the Canucks from 1981.82 to 1984.85, recording 37 points (17-20-37) and 383 penalty minutes in 210 games before a knee injury forced his retirement in 1985. In 524 career NHL games, Delorme recorded 166 points (83-83-166) and 667 penalty minutes.



RON DELORME



THOMAS GRADIN ASSOCIATE CHIEF AMATEUR SCOUT

Born: February 18, 1956
Birthplace: Solleftea, Sweden
Residence: Vancouver, BC
Family: Wife, Cathie; Son, Adam; Daughters, Linda & Therese

Thomas Gradin was named Associate Chief Amateur Scout after serving 15 years in a scouting capacity with the Canucks. Gradin began scouting for Vancouver as a part-time amateur scout during the 1990/91 season. He has received numerous accolades recognizing his career, that include being named to the Canucks Ring of Honour and being inducted into the BC Hockey Hall of Fame.

Gradin played eight seasons with Vancouver from 1978-79 to 1985-86 and recorded 593 points (209-384-593) in 677 career NHL games.


His final NHL season was spent with the Boston Bruins before Gradin returned to the Swedish Elite League, to play with AIK of Stockholm.

Gradin's playing career with the Canucks was highlighted by a number of achievements. One of the club's first European-born players, Gradin led the Canucks in scoring during the 1980-81 and 1981-82 seasons, was named an NHL All-Star Game representative in 1985 and most notably recorded 19 points (9-10-19) in 17 playoff games during Vancouver's Stanley Cup Final run in 1982. In 613 games as a member of the Canucks, Gradin scored 550 points (197-353-550). Gradin was originally drafted by the Chicago Blackhawks 45th overall in the 1976 NHL Amateur Draft.


PROFESSIONAL SCOUTS



AMATEUR SCOUTS



JONATHAN BATES
Amateur Scout



BRANDON BENNING
Amateur Scout



SERGEI CHIBISOV
Amateur Scout



TED HAMPSON
Amateur Scout



TIM LENARDON
Amateur Scout



CHRIS MACDONALD
Amateur Scout



DAN PALANGO
Amateur Scout



WYATT SMITH
Amateur Scout

PHOTO NOT AVAILABLE

PAUL GALLAGHER, Amateur Scout

DOUG GASPER, Amateur Scout

TODD HARVEY, Amateur Scout

VINCENT MONTALBANO, Amateur Scout

\$3.3 MILLION LAST YEAR

RAISED FOR CANUCKS FOR KIDS FUND

\$59.3 MILLION SINCE INCEPTION

\$50,000
TO RED CROSS
BC WILDFIRES

7,814

CANUCKS GAME TICKETS
DONATED TO KIDS & FAMILIES

\$29,000
GRANTED TO THE
HUMBOLDT BRONCOS

1,022



AUTOGRAPHED ITEMS DONATED

2,036 BOOKS
HAVE BEEN DONATED



660 STUDENTS AT THE
CANUCKS FAMILY
EDUCATION CENTRE

\$1,014,555

55/05 RECORD
BREAKING
JACKPOT



4,000 FAMILIES
IN THE CANUCKS
AUTISM NETWORK

225



FIN

APPEARANCES

128,104

ELEMENTARY SCHOOL
STUDENTS IN CFKF
SCHOOL PROGRAMS

\$1,723,720

AMOUNT AWARDED TO 50/50
JACKPOT WINNERS &
AMOUNT RAISED FOR KIDS
THROUGH 50/50 PROGRAM



728 FAMILIES
IN THE CANUCK
PLACE PROGRAM

7,972 50/50
VOLUNTEER HOURS

2,638 KIDS
IN CANUCKS HOCKEY
CLINICS & PROGRAMS

canucks.com/cfk



@canucksforkids



@canucksforkidsfund



@canucksforkids



CANUCKS IN THE COMMUNITY

The Canucks for Kids Fund (CFKF) has spent 33 years in the service of children and families. They are dedicated to three central pillars of giving, including (1) improving children's health and wellness, (2) the development of grassroots hockey and (3) supporting education in British Columbia.

Thanks to the generosity of fans, donors, players, employees and sponsor partners, the Canucks for Kids Fund (CFKF) has granted more than \$3.3 million during the 2017/18 season and \$59 million since inception.

The core beneficiaries—Canucks Autism Network, Canuck Place Children's Hospice and BC Children's Hospital Foundation – provide vital resources and life-saving care to families across British Columbia. Additional grant recipients include the Canucks Centre for BC Hockey, Canucks Family Education Centre, Canucks Power PLAY Program, Fin's Friends Character Education Program, Boys & Girls Club of South Coast BC, Britannia Hockey Academy, Family Services of Greater Vancouver, PALS Autism Society, KidSafe Project Society, Sarah McLachlan School of Music, Doug Gasper Family Memorial, East End Boys Club, Humboldt Broncos, Red Cross BC Fire Relief, YWCA Metro Vancouver.

Board of Directors: Paolo Aquilini, President; Victor de Bonis, Vice President; Alex Oxenham, Executive Director; Pamela Keith; Dr. Paula Gordon; Chris Brumwell

CHILDREN'S HEALTH AND WELLNESS: BENEFICIARIES & PROGRAMS



Core Beneficiary: The Canucks Autism Network (CAN) enhances the quality of life for families living with autism. Their mission is to provide year round, innovative and high quality sports, recreational, social and vocational programs for these individuals and families. CAN currently has more than 3,200 members participating in programs in over 60 community around BC. The Canucks for Kids Fund has granted more than \$8 million since CAN's inception in 2008.



Core Beneficiary: Canuck Place Children's Hospice opened in 1995 as the first pediatric palliative care hospice in North America. Since then, the Canucks for Kids Fund has granted more than \$27 million to Canuck Place to care for children with life-limiting illnesses and their families. There are more than 700 children and families currently on the program based out of their two locations—in Vancouver and Abbotsford.



Core Beneficiary: BC Children's Hospital (BCCH) is the province's only full-service, pediatric acute care hospital, which serves more than 84,000 seriously ill or injured children every year. The CFKF has granted more than \$7 million to BCCH and most recently committed \$1 million towards the construction of a Canucks-themed playroom in the newly constructed BCCH. This grant will also support Child Life programs and mental health initiatives.



Hockey Talks: The Vancouver Canucks and CFKF launched Hockey Talks in 2012 in response to the sudden passing of Canucks player Rick Rypien. The campaign features game-night activations and a social media campaign designed to encourage a conversation about mental health and to alleviate the stigma associated with mental illness. The re-launch of mindcheck.ca and the "Balancing Our Minds Youth Summit" also plays a big role in the Hockey Talks program. The Hockey Talks program has expanded nation-wide and is now a staple in each Canadian NHL city each season.



Hockey Fights Cancer: Hockey Fights Cancer™ is an initiative founded in December 1998 by the National Hockey League and the National Hockey League Players' Association. To date, the NHL and all of its teams have granted more than \$15 million to support national and local cancer research institutions, children's hospitals, player charities and local cancer organizations. Thanks to Vancouver Canucks players, sponsors, employees and fans, local cancer agencies large and small have received valuable support via grants and awareness building.

GRASSROOTS HOCKEY



Canucks Centre for BC Hockey: Supported by the Canucks for Kids fund and in partnership with BC Hockey and Hockey Canada, the Canucks Centre for BC Hockey is a direct link to over 60,000 minor hockey players throughout BC. The Centre is committed to creating opportunities for grassroots hockey players of all ages, levels and backgrounds by assisting in the development and recognition of female hockey, minor hockey initiation, and the skill improvement of both players and coaches. Each year, the Centre programs provide minor hockey players, coaches, and parents the opportunity to visit Rogers Arena and benefit from interaction with the Canucks players, coaching staff and administrators.



Every Kid's Dream: Each home game during the 2018/19 NHL season, the Canucks Centre for BC Hockey, in partnership with BC Hockey, will host one lucky BC minor hockey player between the ages of 8 to 13 who will lead their Vancouver Canucks heroes onto the ice pre-game and stand with their NHL heroes for the national anthems.

Mini Minor Hockey: The Mini Minor Hockey program provides an exciting opportunity for registered initiation/novice, atom and pee-wee hockey teams within BC to play at Rogers Arena during the intermission of select home games. This season, over 800 minor hockey players, coaches and their families will enjoy the opportunity to visit Rogers Arena and shine on the ice.



Canucks Female Jamboree: In a support of the growth of female hockey in BC, the Canucks and BC Hockey host the annual Canucks Female Jamboree. The weekend-long tournament provides an opportunity for over 200 female minor hockey players of all skill levels, between the ages of 7 to 11, to play with their peers from around the province in a fun and non-competitive environment. More than 2,500 girls have participated in this Female Jamboree since the event's inception.



Coaching Day in BC: Coaching Day in BC is a free, one-day coaching workshop that is attended by more than 200 coaches from across the province looking to improve their coaching skills. The workshop gives hockey coaches of all levels the opportunity to experience a Canucks game-day practice and hear inspiring words from Canucks head coach Travis Green, his coaching staff and representatives from BC Hockey and Hockey Canada.



Minor Hockey Week in BC: In celebration of Minor Hockey Week in BC, 10 lucky minor hockey boys and girls are selected by the Canucks Centre for BC Hockey and BC Hockey to accompany the Vancouver Canucks starting line-up for the opening warm-up skate and anthem.

Minor Hockey Weekend: The Vancouver Canucks' Minor Hockey Weekend is a unique experience that allows more than 20 registered BC minor hockey teams the opportunity to play a full three-period game on the Rogers Arena ice in front of their friends and families. All games are streamed live while teams receive the full media treatment with post-game interviews and press conferences.



Canucks First Strides: Canucks First Strides is a great opportunity for minor hockey initiation and novice level players and coaches to visit Rogers Arena. The emphasis of this one-day event is on developing skills, having fun, and allowing young players to take their "first strides" in developing core moral values on and off the ice. More than 1,000 hockey players have participated in First Strides over the years.



Canucks Learn to Play: This new initiative in partnership with the NHL and NHLPA supports first-year minor hockey players between the ages of 4 and 8 by providing them with a free set of brand new CCM hockey gear alleviating the financial strain of entering the game for the first time. Additionally, the kids receive six on-ice sessions with BC Hockey instructors and local NHL alumni.

JUNIOR GOLF WEEK

Jr. Golf Week: The PGA of British Columbia in partnership with the Vancouver Canucks and BC Hockey have come together to share the importance of young athletes learning motor skills through participation in various sports. Jr. Golf Week takes place every July all over the province and is a fun way for individuals between the ages of 5 and 18 to attend golf camp and to learn the game of golf from a certified PGA of British Columbia instructed golf camp.



The Pavel Bure Award: The Pavel Bure Award rewards young BC hockey players who display leadership, integrity, courage, passion and sportsmanship both on and off the ice.



Silver Skate Awards: The Vancouver Canucks and the Canucks Centre for BC Hockey, along with BC Hockey, are proud to work in partnership on the Annual Silver Skate Awards. The Silver Skate Award is presented to BC Hockey minor hockey teams who have displayed team work, perseverance and hard work throughout the minor hockey season.



EDUCATION



Canucks Family Education Centre (CFEC): The Vancouver Canucks and the Canucks for Kids Fund committed more than \$2.6 million to family literacy, forming an alliance with the Britannia Community Centre and the Vancouver Sun Raise-a-Reader program. This partnership gave rise to the Canucks Family Education Centre (CFEC), whose mandate is to positively impact low literacy levels by providing a coordinated, comprehensive, integrated services approach to family literacy and lifelong learning. The Centre delivers a variety of important literacy classes to children and their parents. It includes child-minding, transportation, and hot meals, all at no charge to its more than 600 learners each year.



Fin's Friends: Supported by the Canucks for Kids Fund, Fin's Friends is a free education initiative that currently reaches more than 3,500 classrooms in all the BC school districts serving more than 120,000 students around the province. This primary school program teaches the basic elements of character education and social responsibility. Teachers are provided with a comprehensive kit which includes curriculum, a variety of children's books, Fin puppet and much more.



PowerPLAY: PowerPLAY is a health and fitness program offered by the Canucks for Kids Fund to Grade 4-7 classrooms across BC. Designed by Canucks health and fitness coaches as well as education professionals, PowerPLAY teaches the importance of healthy eating and living an active lifestyle. Each year, the first 50 classroom who register for the program receive a full set of ball hockey equipment to accompany their curriculum. To date, more than 700 schools have the PowerPLAY program in their classrooms.

FUTUREGOALS HOCKEY SCHOLAR

Future Goals - Hockey Scholar: Future Goals is a unique science, technology, engineering, and math resource for students around the province. This online program leverages the exciting game of hockey as a learning vehicle to ignite student interest in these critical topics and is available to all Elementary and Middle Schools throughout British Columbia at no cost.



Raise-a-Reader: The purpose of the annual Vancouver Sun Raise-a-Reader Campaign is to raise money and awareness for important family literacy programs throughout BC, including the Canucks Family Education Centre. For more than 15 years, Canucks players have been keen to support this campaign by selling newspapers on downtown street corners and participating in important photo shoots and interviews about literacy. The Canucks Family Education Centre has received nearly \$1 million from Raise-a-Reader over the years.

CANUCKS IN THE COMMUNITY

SIGNATURE EVENTS



Jake Milford Charity Invitational: This full team golf tournament kicks off each season with players, coaches, management and alumni teeing off alongside guests on the beautiful double-courses at Northview Golf Club. Benefitting the Canucks for Kids Fund and Vancouver Canucks Alumni Association, "The Jake" has been a strong team tradition for more than 34 years.



Dice & Ice: Dice & Ice is one Vancouver's biggest events of the year to see and be seen. As the Canucks annual signature gala, 800 guests brush shoulders with the entire Canucks roster, coaches and management as they raise important funds for the Canucks for Kids Fund. The event features a funny-money casino, silent and live auctions, a gourmet meal and live entertainment. Last season the event was hosted in Rogers Arena for the first time ever and raised more than \$530,000.



Sports Celebrities Festival: For 18 years the annual Sports Celebrities Festival has been raising important funds for both Special Olympics BC and the Canucks for Kids Fund. It is a magical gala evening saluting the power of the human spirit. Canucks players, alumni and management share an evening with 600 of Vancouver's business elite and each table's guest of honour is a Special Olympics BC athlete.



Canucks for Kids Fund Telethon: The annual Canucks for Kids Fund Telethon is broadcast annually around a Canucks home game and has raised more than \$7 million since it began in 1990. Hundreds of volunteers, including players' and coaches' significant others, play a key role by answering phones and taking pledges.



Super Skills: Hosted at Rogers Arena, the entire Vancouver Canucks roster and one lucky minor hockey team take part in a fun team competition, going head-to-head in events such as Hardest Shot, Fastest Skater, Pass & Score, Shooting Accuracy, Puck Control Relay, and Breakaway Relay. Last season, with the support of Canucks fans, SuperSkills raised \$123,000 for the Canucks for Kids Fund and NHLPA Goals & Dreams Fund for KidSport BC. Minor Hockey teams across BC are also presented with the opportunity to receive discounted tickets for fundraising purposes.

Scholarships:

- Trevor Linden Community Spirit Scholarship - Recognizes four student leaders in the province of British Columbia entering their first year of post-secondary education who have excelled in the area of community service, leadership, initiating community development and affecting positive change. Four of these scholarships, valued at \$2,500 each, are awarded annually. Provided by the Canucks for Kids Fund.
- Stan Smyl Scholarship (\$3,000)-Provided by Vancouver Canucks Alumni Association.
- Vancouver Canucks Scholarships (\$750x3)-Provided by Vancouver Canucks Alumni Association.
- Vancouver Canucks Community Service Bursary (\$500)-Provided by Vancouver Canucks Alumni Association.
- Larry Ashley Scholarship (\$2,500)-to students in the fields of sports medicine or athletic training. Provided Vancouver Canucks Alumni Association.
- BCHL Scholarship Program enables as many as 9 young hockey players from the BCHL to attend post-secondary institutions each year.





Top Left: Darcy Rota at Camp Goodtimes. Top Right: 2018 MAGIC in the GARDEN event. Bottom: Alumni members attending the 2018 Canucks Autism Network Reveal Gala.

CANUCKS ALUMNI



Over the last six decades the Vancouver Canucks Alumni, one of the most active and largest groups within the NHL Alumni Association, have helped raise millions of dollars for British Columbia charities and organizations on and off the ice. They have built and nurtured ongoing relationships with groups such as the Boys & Girls Clubs of Metro Vancouver/South Coast BC, Canucks Place, Canucks Autism Network, Blind Hockey Association, Hockey Helps the Homeless, Canadian Cancer Society and the Canucks for Kids Fund.

OTHER COMMUNITY PROGRAMS



Canucks for Kids Fund 50/50: Beginning this season, a new 50/50 raffle will give fans at home a chance to win the same big 50/50 jackpots as fans at Rogers Arena. The new online 50/50 supports the Canucks for Kids Fund and is available for all home games at Canucks.com/5050. The new online 50/50 is different than last year's raffles, which were separate programs and included separate in-game and online jackpots. This year's 50/50 is a single game for all to play. It is also only for home games and will be operated through 50/50 Central. In-game 50/50 jackpots at Rogers Arena are some of the biggest in sports, typically reaching anywhere from \$65,000 to more than \$100,000 per game. Last year a jackpot reached over \$1 million on Apr. 5 during the Sedin twins' final home game.

Funds generated from the online 50/50 are split between the winner of the 50/50 draw and the Canucks for Kids Fund. The money collected will help support the Canucks for Kids Fund which raises money to support children's health and wellness, grassroots hockey development and education in B.C. Core beneficiaries of the Fund include: Canucks Autism Network, Canuck Place Children's Hospice and the BC Children's Hospital Foundation.

Donations in Kind: The Donations in Kind Program supports fundraising events throughout British Columbia by donating player autographed merchandise and memorabilia. The program donates to over 400 fundraising events each season in support of children's health and wellness, education, and grassroots hockey.

Tickets for Kids: With the support and generosity of Canucks Season Ticket Members and sponsor partners, the Canucks Tickets for Kids program provides complimentary tickets to select children's charities.

Community Corner: each season, charities are invited to set up a table on the concourse at Rogers Arena and share information about their programs and services with Canucks fans.

Community Ticket Program: Canucks Sports and Entertainment will donate a portion of unsold tickets to community organizations and charities giving kids, families and community groups the opportunity to attend a Canucks game when they otherwise would not be able to.

The Province EMPTY STOCKING FUND

Empty Stocking Fund: The Vancouver Canucks' wives and girlfriends partner with the Province Empty Stocking Fund during the holiday season and host a balloon raffle on the concourse at Rogers Arena during two home games in the month of December. Through the sales of these prize balloons, thousands of dollars are raised in support of needy families during the holiday season.

Live 2 Give Day: Just as Canucks players have the opportunity to give their time to a number of charities throughout the season, Live 2 Give Day provides Canucks office staff with the same meaningful experience by enabling them to share their skills and knowledge with Lower Mainland charities. Canucks Sports & Entertainment closes its office for a full day so all 200+ staff can volunteer their time a local charity of their choosing. More than 8,000 man hours have been donated since Live 2 Give launched 10 years ago.



JOHN ASHBRIDGE

JUN.08.46 – JUN.05.18

John Ashbridge, the public-address announcer for the Vancouver Canucks passed away on June 5, 2018 at the age of 71. With over 45 years as a radio broadcaster, Ashbridge continuously brought his charm to every game, keeping his announcements fresh and exciting with his deeply rich voice. Born in Hastings, England 1946, Ashbridge first showed interest in broadcasting when he operated the sound boards in a Victoria radio station at the young age of 13. Just two years later, he began working with CFAX Victoria, moving rapidly through the ranks before landing with the radio station CRNW in 1965, where he stayed for the next 40 years. Ashbridge started working for the Vancouver Canucks during the 1987/88 season, where he remained with the company for over two decades.

Throughout his life, Ashbridge led an impressive career, garnering love and respect from co-workers and hockey fans around the world. During his time with the Canucks, his voice served as the "Voice of God" within the arena, uniting fans and players alike by creating a high energy atmosphere. Not only did Ashbridge call goals and assists, but he also announced the historical events of two Stanley Cup Finals (1994, 2011), the 1998 NHL All-Star Game and the 2010 Winter Olympics. Aside from the NHL, Ashbridge brought his gift of broadcasting to games for the WHL's Vancouver Giants, minor league baseball team Vancouver Canadians and the UBC Thunderbirds.

Outside of sports broadcasting, Ashbridge was dedicated to the community. He worked with the Crime Stoppers organization, serving on the Board of Directors and lending his unique voice to Crime Stoppers public announcements. In 2010, he was named Crime Stoppers International's Civilian of the Year. In addition, Ashbridge also served on the Royal Columbian Hospital Foundation's board of directors for nine years. Ashbridge was an active member of the Canucks Alumni, acting as a member of the communications team and participating in charity events. He received the NHL Alumni Association's prestigious 7th Man Award in 2000.

PLAYERS





47 SVEN BAERTSCHI

(SVEHN BEHR-chee)

POSITION LEFT WING

SHOOTS LEFT

HEIGHT 5'11"

WEIGHT 190 LBS

BIRTHPLACE

BERN, SWITZERLAND

BORN OCT. 5, 1992



DRAFTED

Calgary's first round selection, 13th overall in the 2011 NHL Entry Draft.

ACQUIRED

From Calgary in exchange for a 2015 second round draft selection (Rasmus Andersson), March 2, 2015.

 @SvenBaertschi

CAREER HIGHLIGHTS

2017.18 Completed his seventh NHL season (fourth with Vancouver) collecting 29 points (14-15-29) and 20 penalty minutes in 53 games...Led the team in shooting percentage (17.1% in 25 games played)...Scored his 100th NHL point Oct. 26 vs. WAS, becoming just the third Swiss-born player to do so...Tied a career high for most goals in a single game (2) Oct. 22 at DET and Oct. 26 vs. WAS...Had a season high 4 game point streak from Feb. 14-23 (2-3-5)...Recorded an assist in 3 straight games Oct. 14-19...Set a career high in power play goals (7), penalty minutes (20), and plus-minus (+3) this season...Finished tied for second on the team in plus-minus with +3...Recorded a career high for plus-minus (+4) and most assists in a single game (3) Nov. 4 vs. PIT.

2016.17 Appeared in 68 games in his second full season in Vancouver, recording 35 points (18-17-35) and eight penalty minutes...Set career-highs in a number of categories: goals (18), assists (17), points (35) and game-winning goals (5)...Led the team in game-winning goals (5) and takeaways (39)...Ranked third on the team in goals...Registered his fourth multi-point game of the season and a career-high four hits, Dec. 31 at EDM...Appeared in his 100th game as a Canuck, Dec. 16 vs TB...Notched a career-high 6 shots, Dec. 13 at CAR...Tied a career-high for goals (2) and points (3) in a game, Dec. 13 at CAR...Had a career-high for points in a game (1-2-3), Nov. 23 at ARI.

2015.16 Appeared in 69 games this season, recording 28 points (15-13-28) and 14 penalty minutes...Set career highs in a number of categories: goals (15), assists (13), points (28), power play goals (2), power play points (7), game-winning goals (1) and shots on goal (107)...Tied a career high for most assists in a game with two (third time in his career), Mar. 5 at SJ...Established career highs for most goals (2) and points (2-1-3) in a game, Feb. 25 vs OTT.

2014.15 Split the season between Vancouver (2-0-2 in 3 GP), Calgary (0-4-4 in 15 GP), Utica (7-8-15 in 15 GP) and Adirondack (8-17-25 in 36 GP)...Collected his first goal as a Canuck and established a career high for most goals in a game (2), Apr. 11 vs EDM...Appeared in his first game as a Canuck, Apr. 4 vs WPG...Acquired from the Calgary Flames in exchange for Vancouver's second round pick in the 2015 NHL Entry Draft, Mar. 2...Recorded a natural hat trick in Game 3 of the AHL Western Conference Finals vs Grand Rapids...Notched his first multi-goal game (2-0-0) as a Comet, Mar. 21 vs SYR...Notched a hat trick, Feb. 10 vs SYR...Played the first ten games of Adirondack's season and had three assists.

2013.14 Registered 11 points (2-9-11) in 26 games played for Calgary...Notched his first career powerplay goal, Nov. 22/13 vs FLA...Had a season-high three game assist streak, Nov. 14-18 (3 assists)...Registered 29 points (13-16-29) and 18 penalty minutes in 41 games with the Abbotsford Heat...Had a career-high 5 points (2-3-5), Apr. 4/14 vs RFD.

2012.13 Played in 32 games with the Abbotsford Heat registering 26 points (10-16-26) and 16 PIM...Picked up his first NHL assist and first point of the season on Feb. 28...Scored his first goal of the season and added an assist for his first career multi-point game on Apr. 13...Netted his second goal in back-to-back games on Apr. 15...Had a career-high seven game point streak (3-4-7), Apr. 13-25 which tied the team-high for the season.

2011.12 Played in 5 games for Calgary scoring 3 goals with 4 PIM...Made his NHL debut on Mar. 9 vs WPG and scored his first NHL goal on Mar. 11 vs MIN (Matt Hackett)...Played in 47 games for Portland in the WHL collecting 94 points (33-61-94) and 35 PIM...finished 10th in WHL scoring and 8th in assists...Appeared in 22 post season games scoring 14 goals and adding 20 assists for 34 points, which was the top scorer for WHL Playoffs...named WHL Player of the Week three times and named to WHL's Western Conference Second All-Star Team.

REGULAR SEASON

PLAYOFFS

2017.18 GAME BY GAME

SEASON	CLUB	LEA	GP	G	A	PTS	PIM	GP	G	A	PTS	PIM
2008.09	Langenthal	SWISS	1	0	0	0	0	-	-	-	-	-
2009.10	Langenthal	SWISS	37	6	5	11	10	-	-	-	-	-
2010.11	Portland	WHL	66	34	51	85	74	21	10	17	27	16
2011.12	Calgary	NHL	5	3	0	3	4	-	-	-	-	-
	Abbotsford	AHL	32	10	16	26	16	-	-	-	-	-
	Portland	WHL	47	33	61	94	36	22	14	20	34	10
2012.13	Calgary	NHL	20	3	7	10	6	-	-	-	-	-
2013.14	Calgary	NHL	26	2	9	11	6	-	-	-	-	-
	Abbotsford	AHL	41	13	16	29	18	4	0	1	1	6
2014.15	Vancouver	NHL	3	2	0	2	4	2	0	0	0	0
	Calgary	NHL	15	0	4	4	6	-	-	-	-	-
	Adirondack	AHL	36	8	17	25	6	-	-	-	-	-
	Utica	AHL	15	7	8	15	4	16	6	7	13	4
2015.16	Vancouver	NHL	69	15	13	28	14	-	-	-	-	-
2016.17	Vancouver	NHL	68	18	17	35	8	-	-	-	-	-
2017.18	Vancouver	NHL	53	14	15	29	20	-	-	-	-	-
VANCOUVER TOTALS			193	49	45	94	46	2	0	0	0	0
NHL TOTALS			259	57	65	122	68	2	0	0	0	0

CAREER HIGHS

Most Goals in a Game	2: SEVEN TIMES—LATEST OCT. 26/17 vs WSH
Most Assists in a Game	3: NOV. 4/17 vs PIT
Most Points in a Game	3: 4x—LATEST NOV. 4/17 vs PIT: 0-3-3
Hat Tricks	0
Game-Winning Goals	8: LATEST—JAN. 30/18 vs COL
Power Play Goals	12: LATEST—JAN. 23/18 vs LA
Shorthanded Goals	0
Overtime Points	1-0-1
Shootout Record	1/5: 0 GDG
Penalty Shot Record	0/0

NHL FIRSTS

First Game	Mar. 9/12 vs WPG
First Goal	Mar. 11/12 at MIN
First Assist	Feb. 28/13 at COL

STREAKS

Goals	3 games	Three times (latest Dec. 31/16—Jan. 4/17: 4 goals)
Assists	4 games	(Apr. 17—23/13: 5 assists)
Points	7 games	(Apr. 13—25/13: 3-6-9)

HONOURS

Portland Winterhawks MVP: 2012
 WHL Western Conference Second All-Star Team: 2012
 CHL Top Prospects Game: 2010

INTERNATIONAL

World Championships: 2014
 World Junior Championships: 2012, 2011
 World U18 Championships: 2010, 2009

BAERTSCHI vs NHL

TEAM	GP	G	A	PTS	PIM	TEAM	GP	G	A	PTS	PIM
Anaheim Ducks	14	2	2	4	2	Nashville Predators	9	1	4	5	0
Arizona Coyotes	17	3	5	8	6	New Jersey Devils	8	1	2	3	0
Boston Bruins	5	2	2	4	0	New York Islanders	5	1	0	1	2
Buffalo Sabres	5	0	0	0	0	New York Rangers	6	2	1	3	0
Calgary Flames	11	0	2	2	2	Ottawa Senators	7	1	2	3	4
Carolina Hurricanes	6	3	3	6	0	Philadelphia Flyers	5	1	2	3	4
Chicago Blackhawks	10	1	2	3	0	Pittsburgh Penguins	4	0	4	4	4
Colorado Avalanche	13	6	3	9	6	St. Louis Blues	6	2	2	4	0
Columbus Blue Jackets	6	1	3	4	2	San Jose Sharks	16	3	4	7	4
Dallas Stars	8	1	2	3	10	Tampa Bay Lightning	7	3	1	4	0
Detroit Red Wings	7	3	2	5	0	Toronto Maple Leafs	6	2	0	2	2
Edmonton Oilers	14	4	5	9	4	Vancouver Canucks	4	0	0	0	2
Florida Panthers	8	2	3	5	2	Vegas Golden Knights	2	1	0	1	0
Los Angeles Kings	11	4	0	4	2	Washington Capitals	8	2	3	5	0
Minnesota Wild	12	3	3	6	0	Winnipeg Jets	12	1	2	3	8
Montreal Canadiens	7	1	1	2	2	TOTALS	259	57	65	122	68

07-Apr @ EDM	INJ											
05-Apr vs ARI	INJ											
03-Apr vs VGK	INJ											
31-Mar vs CBJ	INJ											
29-Mar vs EDM	INJ											
27-Mar vs ANA	INJ											
25-Mar @ DAL	INJ											
23-Mar @ STL	INJ											
22-Mar @ CHI	INJ											
20-Mar @ VGK	INJ											
17-Mar vs SJS	INJ											
14-Mar @ ANA	INJ											
13-Mar @ LAK	INJ											
11-Mar @ ARI	INJ											
09-Mar vs MIN	INJ											
07-Mar vs ARI	INJ											
05-Mar vs NYI	INJ											
02-Mar vs NSH	0	0	0	0	0	4:46						
28-Feb vs NYR	0	0	0	1	0	14:04						
26-Feb @ COL	0	0	0	0	0	17:02						
25-Feb @ ARI	0	0	0	0	0	14:41						
23-Feb @ VGK	1	0	1	-1	0	15:35						
20-Feb vs COL	0	1	1	2	0	16:53						
17-Feb vs BOS	1	0	1	2	0	13:31						
15-Feb @ SJS	DNP											
14-Feb vs FLA	0	2	2	1	0	16:05						
11-Feb @ DAL	0	0	0	0	0	19:38						
09-Feb @ CAR	0	1	1	-1	0	15:17						
08-Feb @ TBL	1	0	1	0	0	19:07						
06-Feb @ FLA	0	0	0	0	2	17:31						
03-Feb vs TBL	0	0	0	0	0	15:40						
01-Feb vs CHI	0	0	0	-2	0	15:58						
30-Jan vs COL	1 (W)	0	1	2	0	16:38						
25-Jan vs BUF	0	0	0	0	0	15:43						
23-Jan vs LAK	0	0	1	-1	0	12:10						
21-Jan @ WPG	0	0	-1	0	0	16:52						
20-Jan @ EDM	0	1	1	1	0	14:51						
14-Jan @ MIN	0	0	1	0	0	17:55						
12-Jan @ CBJ	1	0	1	0	0	13:03						
09-Jan @ WSH	0	0	0	0	0	12:37						
07-Jan @ MTL	0	0	0	0	0	13:34						
06-Jan @ TOR	INJ											
02-Jan vs ANA	INJ											
30-Dec vs LAK	INJ											
28-Dec vs CHI	INJ											
23-Dec vs STL	INJ											
21-Dec @ SJS	INJ											
19-Dec vs MTL	INJ											
17-Dec vs CGY	INJ											
15-Dec vs SJS	INJ											
13-Dec vs NSH	INJ											
11-Dec @ WPG	INJ											
09-Dec @ CGY	0	0	0	-1	0	4:55						
07-Dec vs PHI	0	1	1	2	2	15:33						
05-Dec vs CAR	0	0	0	0	0	16:05						
02-Dec vs TOR	0	0	0	-1	0	17:21						
30-Nov @ NSH	0	0	0	0	0	14:26						
28-Nov @ NYI	0	0	0	-2	2	13:25						
26-Nov @ NYR	0	0	0	-1	0	16:11						
24-Nov @ NJD	0	0	0	-2	0	17:41						
22-Nov @ PIT	0	1	1	1	0	15:05						
21-Nov @ PHI	1	0	1	0	2	16:27						
18-Nov vs STL	1	1	2	1	0	17:19						
16-Nov vs VGK	0	0	1	0	0	14:53						
14-Nov @ LAK	1 (W)	0	1	0	0	12:23						
11-Nov @ SJS	0	0	0	-2	0	15:31						
09-Nov @ ANA	1	0	1	0	0	16:31						
07-Nov @ CGY	0	0	0	0	0	18:33						
06-Nov vs DET	0	0	0	0	0	17:38						
04-Nov vs PIT	0	3	3	4	2	19:04						
01-Nov vs NJD	0	0	0	-2	0	15:41						
30-Oct @ DAL	0	0	0	-1	4	17:49						
26-Oct vs WSH	2	1	3	0	0	15:29						
24-Oct @ MIN	0	0	0	0	0	16:07						
22-Oct @ DET	2	0	2	3	0	15:51						
20-Oct @ BUF	0	0	0	0	0	17:53						
19-Oct @ BOS	0	1	1	0	0	15:09						
17-Oct @ OTT	0											



83 JAY BEAGLE

(JAY BEE-guhl)

POSITION CENTRE

SHOOTS RIGHT

HEIGHT 6'3"

WEIGHT 210 LBS

BIRTHPLACE
CALGARY, AB

BORN OCT. 16, 1985



ACQUIRED

Signed as a Free Agent on
July 1, 2018.

CAREER HIGHLIGHTS

2017.18 Completed his seventh season with the Washington Capitals, recording 22 points (7-15-22) in 79 games played...Added 8 points (2-6-8) in 23 postseason games, helping the Capitals win their first Stanley Cup championship...Ranked 5th in the NHL in faceoff win percentage (with a career high 58.5%), during the regular season and led the league in the postseason (60.1%)...Became the only player in history to win championships at the ECHL, AHL and NHL level...Tied a career-high for blocks in a season (44).

2016.17 Completed his sixth full season with the Washington Capitals, setting career highs in points (30), goals (13), assists (17), games played (81), plus/minus (+20) and game-winning goals (4)...Ranked tied for eighth in the NHL in faceoff win percentage (56.4)...Earned his career-high 11th assist of the season, Feb. 9 vs. DET...Scored his first career OT goal, Jan. 21 at DAL...Scored two goals, Jan 13 vs. CHL... Scored game-winning goal, Nov. 11 vs. DET...Scored two goals in the first period, Nov. 11 at CHL... Scored the game-winning goal with 30 seconds left in regulation, Nov. 1 at WPG...Recorded 54.9 percent faceoff success rate in playoffs, the second-highest percentage in his career.

2015.16 Completed his fifth full season with the Washington Capitals, recording 17 points (8-9-17) in 57 games played...Registered a career-high in faceoff win percentage, ranking third in the NHL (58.1%)...The Capitals were 6-1-1 when he scored a goal, 8-1-0 when he earned an assist and 12-2-1 when he recorded a point...Played in his 300th NHL game, Mar. 18 vs. NSH...Registered two points (1-1-2), marking his 5th career multi-point game, Oct. 22 at VAN...Missed 24 games due to injury...Set playoff career high in goals, tying for 4th on the team (3).

2014.15 Completed his fourth full season with the Washington Capitals, setting career highs in goals (10), assists (10), points (20) and plus/minus (+6) and tying his career high in games played (62)...Earned a career-high three points (2-1-3), Feb. 11 at SJS...Earned his career-high 7th assist of the season, Feb. 5 at OTT...Earned his career-high 10th point of the season, Dec. 27 at PIT...Registered a playoff career-high 5 points (1-4-5) in 14 games...Led the NHL in faceoff win percentage during the playoffs (63.8%).

2013.14 Completed his third full season with the Washington Capitals, recording 9 points (4-5-9) in 62 games played...Ranked second on the team in faceoff win percentage (51.7%) and fifth in hits (93)...Earned his first career-multi goal game with two goals, Apr. 11 vs. CHL...Led WSH with four hits, Jan. 15 at PIT...Won 6 of 6 faceoffs, Oct. 16 vs. NYR.

2012.13 Completed his second full season with the Washington Capitals, recording 8 points (2-6-8) in 48 games played...Played 100th career game, Feb. 26 vs. CAR...Scored first goal of the year, a GWG, Feb. 14 at TBL...Won 12 of his 15 face-offs (80%), Jan. 27 vs. BUF.

2011.12 Completed his first full season with the Washington Capitals, recording 5 points (4-1-5) in 41 games played...Set career highs in games played (41), goals (4), points (5) and PIM (23) despite missing 31 games due to injury...Finished the season having won 57.7% of his faceoffs; 2nd on the team...Scored first career playoff goal, Apr. 2 at BOS...Averaged 18.25 of ice time per game during the playoffs compared to 11.51 per game during the regular season.

2010.11 Split the season between Washington (2-1-3 in 31 games played) and Hershey (8-16-14 in 34 games played)...Played in a career-high 31 games...Scored his first goal of the season, Dec. 21 vs. NJD...Both of his NHL goals were game-winning tallies.

2009.10 Split the season between Washington (1-1-2 in 7 games played) and Hershey (16-19-35 in 66 games played)...Recorded his first NHL point with an assist, Nov. 17 at NYR...Scored his first career goal, Nov. 23 at OTT...Added nine points (2-7-9) in 21 games as Hershey won the Calder Cup for the second consecutive year.

2008.09 Split the season between Washington (0-0-0 in 3 games played) and Hershey (4-5-9 in 47 games played)...Made his NHL debut, Feb. 11 at NYR...Made his NHL playoff debut, May 8 at PIT...With Hershey, appeared in 18 postseason games, recording 4 points (1-3-4) and helping them capture the Calder Cup.

2007.08 Completed his first full season with the AHL's Hershey Bears, recording 37 points (19-18-37) in 64 games played...Ranked tied for 5th on the team in goals...Additionally skated in 5 playoff games, recording an assist.

REGULAR SEASON

PLAYOFFS

2017/18 GAME BY GAME

SEASON	CLUB	LEA	GP	G	A	PTS	PIM	GP	G	A	PTS	PIM
2005.06	Alaska-Anchorage	NCAA	31	4	6	10	40	—	—	—	—	—
2006.07	Alaska-Anchorage	NCAA	36	10	10	20	93	—	—	—	—	—
	Idaho	ECHL	8	2	8	10	4	18	1	2	3	22
2007.08	Hershey	AHL	64	19	18	37	41	5	0	1	1	2
2008.09	Washington	NHL	3	0	0	0	2	4	0	0	0	0
	Hershey	AHL	47	4	5	9	37	18	1	3	4	16
2009.10	Washington	NHL	7	1	1	2	2	—	—	—	—	—
	Hershey	AHL	66	16	19	35	25	21	2	7	9	0
2010.11	Washington	NHL	31	2	1	3	8	—	—	—	—	—
	Hershey	AHL	34	8	6	14	26	—	—	—	—	—
2011.12	Washington	NHL	41	4	1	5	23	12	1	1	2	4
2012.13	Washington	NHL	48	2	6	8	14	7	1	0	1	4
2013.14	Washington	NHL	62	4	5	9	28	—	—	—	—	—
2014.15	Washington	NHL	62	10	10	20	20	14	1	4	5	4
2015.16	Washington	NHL	57	8	9	17	24	12	3	0	3	2
2016.17	Washington	NHL	81	13	17	30	22	13	0	0	0	4
2017.18	Washington	NHL	79	7	15	22	16	23	2	6	8	8
NHL TOTALS			471	51	65	116	159	85	8	11	19	26

CAREER HIGHS

Most Goals in a Game	2: FOUR TIMES – LATEST JAN. 13/17 VS. CHI
Most Assists in a Game	2: THREE TIMES – LATEST FEB. 11/18 VS. DET
Most Points in a Game	3: Feb. 11/15 at SJS: 2-1-3
Hat Tricks	0
Game-Winning Goals	2: LATEST FEB. 9/18 vs CBJ
Power Play Goals	0
Shorthanded Goals	2: LATEST OCT. 20/17 at DET
Overtime Points	1-1-2
Shootout Record	0/2: 0 GDG
Penalty Shot Record	0/1: MAR. 12/16 @ SJS, No Goal (Jones)

NHL FIRSTS

First Game	Feb. 11/09 at NYR
First Goal	Nov. 23/09 at OTT
First Assist	Nov. 17/09 at NYR

STREAKS

Goals	N/A
Assists	N/A
Points	3 games Four Times (latest Dec. 8-12/17: 1-2-3)

HONOURS

The Hockey News Guy Carbonneau Award (Top Penalty Killer): 2018
AMHL Top Defensive Forward: 2003

BEAGLE vs NHL

TEAM	GP	G	A	PTS	PIM	TEAM	GP	G	A	PTS	PIM
Anaheim Ducks	10	0	1	1	10	Montreal Canadiens	22	6	2	8	6
Arizona Coyotes	8	1	2	3	4	Nashville Predators	7	0	1	1	2
Boston Bruins	18	1	2	3	8	New Jersey Devils	22	3	4	7	8
Buffalo Sabres	19	3	3	6	6	New York Islanders	25	0	5	5	8
Calgary Flames	10	1	3	4	0	New York Rangers	26	2	2	4	6
Carolina Hurricanes	28	4	4	8	12	Ottawa Senators	18	2	3	5	4
Chicago Blackhawks	10	6	0	6	2	Philadelphia Flyers	25	1	4	5	6
Colorado Avalanche	9	3	4	7	2	Pittsburgh Penguins	29	0	4	4	7
Columbus Blue Jackets	18	1	3	4	4	St. Louis Blues	8	1	0	1	4
Dallas Stars	8	1	0	1	0	San Jose Sharks	11	2	3	5	8
Detroit Red Wings	15	2	3	5	0	Tampa Bay Lightning	25	3	3	6	10
Edmonton Oilers	9	2	1	3	6	Toronto Maple Leafs	21	0	3	3	6
Florida Panthers	24	2	0	2	10	Vancouver Canucks	9	1	3	4	6
Los Angeles Kings	10	0	0	0	4	Vegas Golden Knights	2	0	1	1	0
Minnesota Wild	7	1	0	1	4	Winnipeg Jets	18	2	1	3	6
TOTALS						TOTALS	471	51	65	116	159

07-Apr vs NJD	INJ				
05-Apr vs NSH	INJ				
02-Apr @ STL	INJ				
01-Apr @ PIT		0	0	0	3:22
30-Mar vs CAR		0	0	0	9:10
28-Mar vs NYR		0	0	0	2: 9:36
26-Mar @ NYR		0	0	-1	0: 13:27
24-Mar @ MTL	1	0	1	1	0: 14:06
22-Mar @ DET		0	0	0	0: 14:36
20-Mar vs DAL		0	0	0	0: 15:12
18-Mar @ PHI		0	0	0	0: 14:34
16-Mar vs NYI		0	1	1	0: 11:23
15-Mar @ NYR		0	0	-1	0: 13:32
12-Mar vs WPG		0	0	0	2: 10:02
10-Mar @ SJS		0	0	0	0: 12:26
08-Mar @ LAK		0	0	0	0: 10:19
06-Mar @ ANA		0	0	0	0: 10:26
03-Mar vs TOR		0	1	-1	0: 13:48
27-Feb vs OTT		0	0	0	0: 15:08
26-Feb @ CBJ		0	0	-1	0: 9:28
24-Feb vs BUF		0	0	0	0: 11:21
22-Feb @ FLA		0	0	0	0: 11:23
20-Feb vs TBL		0	0	-1	0: 9:21
19-Feb @ BUF		0	0	0	0: 14:05
17-Feb @ CHI		0	0	-2	2: 12:53
15-Feb @ MIN		0	0	0	0: 12:32
13-Feb @ WPG		0	0	0	0: 14:30
11-Feb vs DET		0	2	2	2: 13:42
09-Feb vs CBJ	1(W)	0	1	1	0: 14:00
06-Feb @ CBJ		0	0	0	0: 14:09
04-Feb vs VGK		1	1	1	0: 13:40
02-Feb @ PIT		0	0	0	0: 11:54
31-Jan vs PHI		1	1	1	0: 10:10
25-Jan @ FLA		0	0	0	0: 14:37
21-Jan vs PHI		0	0	0	0: 11:37
19-Jan vs MTL		0	0	0	0: 13:11
18-Jan @ NID		1	1	2	2: 9:53
12-Jan @ CAR	1(W)	0	1	1	0: 11:35
11-Jan vs CAR		0	0	0	0: 10:25
09-Jan vs VAN		0	0	0	0: 12:37
07-Jan vs STL		0	0	0	0: 10:22
02-Jan @ CAR		0	1	2	0: 13:53
30-Dec vs NJD		0	0	1	0: 15:28
28-Dec vs BOS		0	0	-1	0: 11:45
27-Dec @ NYR		0	0	0	0: 13:35
23-Dec @ VGK		0	0	-1	0: 12:53
22-Dec @ ARI		0	0	0	0: 12:07
19-Dec @ DAL		0	0	0	0: 13:03
16-Dec vs ANA		0	0	-1	0: 8:43
14-Dec @ BOS		0	0	0	0: 14:25
12-Dec vs COL		1	1	1	0: 15:26
11-Dec @ NYI		1	1	1	0: 10:33
08-Dec vs NYR		1	0	1	0: 13:57
06-Dec vs CHI		0	0	0	0: 11:38
04-Dec vs SJS		0	1	1	2: 12:25
02-Dec @ CBJ		0	0	0	0: 14:35
30-Nov vs LAK		0	0	-2	0: 10:52
25-Nov @ TOR		0	0	-1	0: 15:45
24-Nov vs TBL	1	1	2	2	0: 13:16
22-Nov vs OTT		0	0	1	0: 15:37
20-Nov vs CGY		0	0	-1	0: 11:42
18-Nov vs MIN		0	0	0	2: 12:52
16-Nov @ COL		0	0	0	0: 12:42
14-Nov @ NSH		0	0	-1	0: 10:38
12-Nov vs EDM		0	0	-1	0: 9:02
10-Nov vs PIT		0	0	1	0: 12:34
07-Nov @ BUF		0	0	0	0: 11:54
06-Nov vs ARI		0	0	0	2: 10:55
04-Nov @ BOS		0	0	0	0: 16:22
02-Nov vs NYI		1	1	1	0: 10:51
29-Oct @ CGY		0	0	0	0: 11:58
28-Oct @ EDM		1	0	1	0: 12:17
26-Oct @ VAN		1	1	0	0: 12:49
21-Oct vs FLA		0	0	0	0: 9:57
20-Oct @ DET		1	1	1	0: 10:54
17-Oct vs TOR		0	0	0	0: 15:46
14-Oct @ PHI		0	0	-1	0: 14:52
13-Oct @ NID		0	0	0	0: 14:31
11-Oct vs PIT		0	0	0	0: 11:56
09-Oct @ TBL		0	0	-1	2: 12:09
07-Oct @ MTL		1	1	1	0: 15:13
05-Oct @ OTT		0	0	-2	0: 13:13

NHL MILESTONES

100th NHL Game: Feb. 26/13 vs. CAR

400th NHL Game: Oct. 20/17 at DET

100th NHL Point: Nov. 24/17 vs. TBL



55 ALEX BIEGA

(al-ehx bee-AY-guh)

POSITION DEFENCEMAN

SHOOTS RIGHT

HEIGHT 5'10"

WEIGHT 199 LBS

BIRTHPLACE
MONTREAL, QC

BORN APR. 4, 1988



DRAFTED

Buffalo's fifth round selection, 147th overall in the 2006 NHL Entry Draft.

ACQUIRED

Signed as a free agent on July 5, 2013.

 @ABiega4

CAREER HIGHLIGHTS

2017.18 Finished his fourth season in the NHL (all with Vancouver) with 9 points (1-8-9) and 32 penalty minutes in 44 games. Played his 100th NHL game Nov. 4 vs PIT...Collected a career high 7 shots in a single game Dec. 19 vs. MTL...Recorded his first career multi-point game Dec. 21 vs. SJ...Made his season debut Oct. 20 at BUF...Finished a career high +4 Feb. 17 vs. BOS.

2016.17 Appeared in 36 games in his second full season in Vancouver, registering three points (0-3-3) and 18 penalty minutes...Led the team in hits per game (2.7) and ranked fourth on the team in total hits (97)...Registered at least one hit in 34 of 36 games played...Tied a season-high with five hits, Feb. 14 at PIT...Registered an assist and a game-high 5 hits, Dec. 20 vs. WPG...Had a game-high four hits, Dec. 11 at WSH...Registered his first assist/point of the season, Dec. 8 at TB.

2015.16 Appeared in 51 games with the Canucks, registering seven points (0-7-7) and 22 penalty minutes. Also played in 14 games with the Utica Comets of the AHL, collecting six points (1-5-6) and eight penalty minutes...Set NHL career highs for games played (51) and assists (7)...Ranked fourth on the team in hits (119)...Set a season high for the Canucks for most hits in a game (8), Mar. 24 at NSH...Collected his first NHL assist, Dec. 20/15 at FLA.

2014.15 Split the season between the Canucks and the Utica Comets in his debut NHL season and fifth AHL season...Scored his first goal (and GWG) in his first NHL game, Feb. 16, 2015 vs MIN...Appeared in 62 games with Utica, registering 19 points (3-16-19)...Made his playoff debut for Utica, leading them to the Calder Cup Final...Scored a career-high 4 points, all assists, in 23 playoff games.

2013.14 Appeared in 73 games in his first season with Utica, registering 22 points (3-19-22) and 53 penalty minutes...Made Comets debut on Oct. 11 at Rochester...Scored first goal as a Comet on Dec. 18 vs. Abbotsford...Set AHL career high in games played with 73...Led defencemen on the team in scoring with 22 points.

2012.13 Skated in 72 games with Rochester in his third AHL season...Finished third amongst Rochester defencemen in scoring with 25 points...20 assists and 25 points were career bests, while five goals tied his career best...Recorded two assists in three playoff contests against Toronto.

2011.12 Appeared in 65 games for Rochester in his second pro season, registering 23 points (5-18-23) and 47 penalty minutes...Also skated in three playoff games, notching three assists (0-3-3) and six penalty minutes.

2010.11 Skated in 61 games for the AHL Portland Pirates in his first season of professional hockey, notching 18 points (3-15-18), a +18 rating and 52 penalty minutes...Also added a goal and an assist (1-1-2) in 12 playoff contests.

REGULAR SEASON

PLAYOFFS

2017.18 GAME BY GAME

SEASON	CLUB	LEA	GP	G	A	PTS	PIM	GP	G	A	PTS	PIM
2006.07	Harvard	NCAA	33	6	12	18	36	-	-	-	-	-
2007.08	Harvard	NCAA	34	3	19	22	28	-	-	-	-	-
2008.09	Harvard	NCAA	31	4	16	20	46	-	-	-	-	-
2009.10	Harvard	NCAA	33	2	8	10	30	-	-	-	-	-
2010.11	Portland	AHL	61	3	15	18	52	12	1	2	2	6
2011.12	Rochester	AHL	65	5	18	23	47	2	0	2	2	6
2012.13	Rochester	AHL	72	5	20	25	59	3	0	2	2	2
2013.14	Utica	AHL	73	3	19	22	53	-	-	-	-	-
2014.15	Vancouver	NHL	7	1	0	1	0	-	-	-	-	-
	Utica	AHL	62	3	16	19	24	23	0	4	4	16
2015.16	Vancouver	NHL	51	0	7	7	22	-	-	-	-	-
	Utica	AHL	14	1	5	6	8	-	-	-	-	-
2016.17	Vancouver	NHL	36	0	3	3	18	-	-	-	-	-
2017.18	Vancouver	NHL	44	1	8	9	32	-	-	-	-	-
VANCOUVER/NHL TOTALS			138	2	18	20	72	-	-	-	-	-

CAREER HIGHS

Most Goals in a Game	1: TWICE—MAR. 27/18 vs ANA
Most Assists in a Game	2: DEC. 21/17 at SJS
Most Points in a Game	2: DEC. 21/17 at SJS; 0-2-2
Hat Tricks	0
Game-Winning Goals	2: LATEST—MAR. 27/18 vs ANA
Power Play Goals	0
Shorthanded Goals	0
Overtime Points	0/0-0
Shootout Record	0/0: 0 GDG
Penalty Shot Record	0/0

NHL FIRSTS

First Game	Feb. 16/15 vs MIN	Goals	N/A
First Goal	Feb. 16/15 vs MIN	Assists	N/A
First Assist	Dec. 20/15 at FLA	Points	N/A

STREAKS

HONOURS

NCAA (ECAC) All-Academic Team: 2009
 NCAA (ECAC) Third All-Star Team: 2009, 2008
 NCAA (ECAC) All-Tournament Team: 2008
 NCAA (ECAC) All-Rookie Team: 2007

INTERNATIONAL

World U17 Challenge: 2005

BIEGA vs NHL

TEAM	GP	G	A	PTS	PIM	TEAM	GP	G	A	PTS	PIM
Anaheim Ducks	9	1	2	3	2	Montreal Canadiens	2	0	1	1	4
Arizona Coyotes	4	0	0	0	4	Nashville Predators	5	0	0	0	2
Boston Bruins	4	0	0	0	0	New Jersey Devils	4	0	0	0	0
Buffalo Sabres	4	0	0	0	2	New York Islanders	4	0	0	0	2
Calgary Flames	6	0	1	1	6	New York Rangers	3	0	0	0	2
Carolina Hurricanes	4	0	2	2	0	Ottawa Senators	1	0	0	0	0
Chicago Blackhawks	6	0	0	0	6	Philadelphia Flyers	3	0	0	0	2
Colorado Avalanche	5	0	0	0	2	Pittsburgh Penguins	5	0	0	0	4
Columbus Blue Jackets	3	0	0	0	2	St. Louis Blues	6	0	1	1	2
Dallas Stars	4	0	0	0	2	San Jose Sharks	12	0	2	2	6
Detroit Red Wings	3	0	0	0	2	Tampa Bay Lightning	4	0	3	3	2
Edmonton Oilers	7	0	2	2	0	Vegas Golden Knights	3	0	2	2	0
Florida Panthers	4	0	1	1	2	Washington Capitals	4	0	0	0	2
Los Angeles Kings	8	0	0	0	8	Winnipeg Jets	6	0	1	1	4
Minnesota Wild	5	1	0	1	2	TOTALS	138	2	18	20	72

07-Apr @ EDM	0	0	0	0	0	16:52
05-Apr vs ARI	0	0	0	-1	0	20:03
02-Apr vs VGK	0	1	0	0	0	15:02
31-Mar vs CBJ	0	0	0	2	2	16:03
29-Mar vs EDM	0	0	1	0	0	14:55
27-Mar vs ANA	(W)	0	1	2	0	13:34
25-Mar @ DAL	0	0	0	0	0	15:09
23-Mar @ STL	0	0	0	0	0	14:38
22-Mar @ CHI	DNP					
20-Mar @ VGK	0	1	1	-1	0	15:45
17-Mar vs SJS	0	1	0	-1	0	14:25
14-Mar @ ANA	0	0	0	0	0	17:16
12-Mar @ LAK	DNP					
11-Mar @ LAK	DNP					
09-Mar vs MIN	0	0	0	-1	0	12:11
07-Mar vs ARI	DNP					
05-Mar vs NYI	DNP					
02-Mar vs NSH	DNP					
28-Feb vs NYR	DNP					
26-Feb @ COL	0	0	0	0	0	1:21
25-Feb @ ARI	DNP					
23-Feb @ VGK	DNP					
20-Feb vs COL	0	0	0	0	0	14:40
17-Feb vs BUF	0	0	0	4	0	17:13
15-Feb @ SJS	0	0	0	-1	0	17:38
14-Feb vs FLA	DNP					
11-Feb @ DAL	DNP					
09-Feb @ CAR	0	1	1	1	0	17:50
08-Feb @ TBL	DNP					
06-Feb @ FLA	DNP					
03-Feb vs TBL	DNP					
01-Feb vs CHI	DNP					
30-Jan vs COL	0	0	0	-1	0	15:13
25-Jan vs BUF	0	0	0	2	18:13	
23-Jan vs LAK	0	0	0	1	2	14:19
21-Jan @ WPG	0	0	0	0	0	12:34
20-Jan @ EDM	DNP					
14-Jan @ MIN	DNP					
12-Jan @ CBJ	DNP					
09-Jan @ WSH	0	0	0	-1	0	16:30
07-Jan @ MTL	DNP					
06-Jan @ TOR	DNP					
02-Jan vs ANA	DNP					
30-Dec vs LAK	DNP					
28-Dec vs CHI	0	0	0	0	4	4:50
23-Dec vs STL	0	0	0	-1	2	17:49
21-Dec @ SJS	0	2	2	2	0	19:56
19-Dec vs MTL	0	1	1	0	4	17:37
17-Dec vs CGY	0	0	0	-1	2	18:39
15-Dec vs SJS	0	0	0	-1	2	18:34
13-Dec vs NSH	DNP					
11-Dec @ WPG	DNP					
09-Dec @ CGY	DNP					
07-Dec vs PHI	DNP					
05-Dec vs CAR	DNP					
02-Dec vs TOR	DNP					
30-Nov @ NSH	DNP					
28-Nov @ NYI	DNP					
26-Nov @ NYR	DNP					
24-Nov @ NJD	DNP					
22-Nov @ PIT	0	0	0	1	2	17:01
21-Nov @ PHI	0	0	0	-1	0	16:08
18-Nov vs STL	0	1	1	-1	0	14:40
16-Nov vs VGK	0	0	0	0	0	17:35
14-Nov @ LAK	0	0	0	-1	0	15:42
11-Nov @ SJS	0	0	0	0	2	12:58
09-Nov @ ANA	0	0	0	1	0	14:37
07-Nov @ CGY	0	1	1	1	2	16:00
06-Nov vs DET	0	0	0	-1	0	14:21
04-Nov vs PIT	0	0	0	-1	2	11:26
01-Nov vs NJD	0	0	0	0	0	15:06
30-Oct @ DAL	0	0	0	0	0	13:50
26-Oct vs WSH	0	0	0	1	2	14:12
24-Oct @ MIN	0	0	0	0	2	11:22
22-Oct @ DET	DNP					
20-Oct @ BUF	0	0	0	1	0	11:22
19-Oct @ BOS	DNP					
17-Oct @ OTT	DNP					
14-Oct vs CGY	DNP					
12-Oct vs WPG	DNP					
10-Oct vs OTT	DNP					
07-Oct vs EDM	DNP					

NHL MILESTONES

100th NHL Game: Nov. 4/17 vs PIT



6 BROCK BOESER

(BROK BESS-er)

POSITION RIGHT WING

SHOOTS RIGHT

HEIGHT 6'1"

WEIGHT 208 LBS

BIRTHPLACE
BURNSVILLE, MN

BORN FEB. 25, 1997



DRAFTED

Vancouver's first round selection,
23rd overall in the 2015 NHL
Entry Draft.

 @BBoeser16

 bboeser

CAREER HIGHLIGHTS

2017.18 Finished his first full season in the NHL registering a team-high 55 points (29-26-55) in 62 games...Named Canucks MVP and Most Exciting for the 2017/18 season and tied Daniel Sedin for the team-scoring lead...Became the first rookie since Mattias Ohlund in 1997/98 to be named to the NHL All-Rookie Team...Scored his first career hat trick Nov. 4 vs. PIT...Recorded his 30th career goal Feb. 18 at TB, becoming only the third rookie in Canucks history to score 30 goals...Led the team in shots (179), points (55), goals (29), even-strength goals (19), and powerplay goals (10) and finished second in game-winning goals (5)...Set a career high four points and assists Nov. 4 vs. PIT and Dec. 28 vs. CHI...Collected a season high 4 penalty minutes Nov. 14 vs. LAK...Had a season-high six game point streak from Nov. 14-24 (6-2-8)...Had a four game point streak from Oct. 12-19 (2-3-5) and Dec. 19-28 (4-4-8)...Had a five game streak from Dec. 7-15 (4-1-5)...Made his season debut Oct. 12 vs. WPG...Scored his first goal of the season Oct. 14 vs. CGY...Represented the Canucks in the NHL All-Star Game and became the first Canucks player in history to win MVP honours.

2016.17 Appeared in nine games in his debut NHL season, registering four goals and an assist...Had a career-high three game point streak (2-1-3), Apr. 4-8...Recorded his first powerplay goal, Apr. 6 at ARI...Had a career/season-high five shots on goal and 19:55 TOI, Mar. 31 vs. LA...Made his NHL debut, Mar. 25 at MIN, scoring his first NHL goal and his first game-winning goal...Appeared in his sophomore season with the University of North Dakota and served as Assistant Captain, collecting 34 points (16-18-34) in 32 games played...Named to second straight NCHC Academic All-Conference Team and second straight Virg Foss 3-Star Award...Tied for fifth in the NCHC in goals per game (0.50) and ranked seventh in points per game (1.06)...Had a power-play goal and an assist in the NCHC Frozen Faceoff championship game Mar. 18 vs. Minnesota Duluth.

2015.16 Played in his first season with the University of North Dakota, registering 60 points (27-33-60) in 42 games...Earned AHCA All-America West First Team, All-CHN First Team and CHN All-Rookie Team, All-USCHO Second Team, NCHC Rookie of the Year, NCHC Three Stars Award, All-NCHC First Team and All-NCHC Rookie Team, NCHC Academic All-Conference Team, UND's Male Freshman of the Year (all sports)...Led the NCHC and ranked fifth nationally in points per game (1.53)...Won both the NCHC's overall (60 points) and conference (35) scoring races...Finished third in the national scoring race (all games)...Scored an NCHC freshman-record 27 goals...Set a UND freshmen record with a plus-45 rating that ranked second nationally...Led the NCHC in points (35) and goals (20) during conference games, setting a conference record in both categories...Earned NCAA Frozen Four All-Tournament Team honours after collecting one goal and five assists with a plus-7 rating in two games...Had the game-winning goal and three assists with a plus-4 rating in the national championship game, Apr. 9 vs Quinnipiac...Had a 13-game point streak (Nov. 13-Jan. 22) and 7-game goal streak (Nov. 29-Jan. 16), both of which were the second-longest by a freshman in school history...Had a team-leading 19 multi-point games...Helped Team USA capture bronze at the World Junior Championships.

2014.15 Appeared in his sophomore season in the USHL and first with the Waterloo Black Hawks, collecting 68 points (35-33-68) in 57 games played...Was named to the USHL All-Rookie Team and First All-Star Team...Led the Black Hawks in goals and points while ranking second in assists.



4

MICHAEL DEL ZOTTO

(MIGH-kuhl DEHL ZAW-toe)

POSITION DEFENCE

SHOOTS LEFT

HEIGHT 6'0"

WEIGHT 201 LBS

BIRTHPLACE
STOUFFVILLE, ON

BORN JUN. 24, 1990



DRAFTED

New York Rangers' first round selection, 20th overall in the 2008 NHL Entry Draft.

ACQUIRED

Signed as a Free Agent on July 1, 2017.

 @MichaelDelZotto

 mdzofficial

CAREER HIGHLIGHTS

2017.18 Completed his ninth NHL season (first as a Canuck) registering 22 points (6-16-22) and 48 penalty minutes. Marks the first time in his career that he has played all 82 games. Registered his first point as a Canuck (0-1-1) Oct. 14 vs. CGY. Scored his first goal as a Canuck Nov. 6 vs. DET. Collected a season high in hits (9) Dec. 9 vs. CGY and Jan. 6 at TOR. Played his 500th career game Nov. 9 at ANA. Tied a career high 4 game assist streak Oct. 14-20. Was a season high +3 on Dec. 21 vs. SJS. Had a season high in shots (6) Oct. 19 at BOS. Collected his 200th NHL point Dec. 9 vs. CGY. Tied for the lead in blueline goals with 6. Led the team and finished fifth in the NHL in hits with 244 and finished second in blocked shots with 81 and second in defencemen shots with 128.

2016.17 Skated in 51 games during his third season with the Philadelphia Flyers, recording 18 points (6-12-18) and adding 28 penalty minutes. Had a career-high +5 rating in a single game, adding 2 assists Mar. 7 at BUF. Tied a career-high with 7 shots in a game, Jan. 1 at ANA. Tied for second in goals amongst Flyers defencemen. Missed 10 games due to injury.

2015.16 Played 29-20 Nov. 28 at NYR, the second-highest single game total of his career and the highest for a game that ended in regulation. Recorded his second career two-goal game and played 27:02 Jan. 7 at MIN. Led the team in average time on ice with 23:24 per game. Scored in the team's 3-2 loss to WSH on Feb. 7. Missed the last 28 games of the season with a wrist injury. Played in his 100th game as a Flyer on Jan. 5 vs. MTL.

2014.15 Recorded a total of 32 points over 64 games. Played a career-high 30:18 in a 3-2 overtime loss vs SJS on Mar. 28. Scored his first goal as a Flyer Nov. 6 vs. FLA. Tallied a six-game point streak Jan. 17-31. Posted a three-game assist streak Oct. 11-18.

2013.14 Appeared in 25 games for Nashville, recording a goal and four assists. Acquired by Nashville from NY Rangers on Jan. 22/14 in exchange for D Kevin Klein. Prior to the trade, appeared in 42 games for NYR, recording two goals and nine assists.

2012.13 Led Rangers defencemen in points (21) and assists (18), ranked third in goals (3), and ranked fourth on the team in assists. Tied for the team lead in power play assists (8) and fifth in power play points (8). Posted five multipoint performances. Notched his 100th career NHL point with a short-handed goal, on Mar. 19 at NJ. Ranked fourth on the team in playoff hits (34) and blocked shots (22) and finished fifth on the team in average ice time during the playoffs (21:10). Tallied a goal and a playoff career-high +3 rating in Game 7 of the Eastern Conference Quarterfinals on May 13 at WSH.

2011.12 Established career-highs in goals (10), assists (3), points (41), penalty minutes (36), plus/minus rating (+20), blocked shots (95), shorthanded goals (1), shorthanded assists (2), shorthanded points (3), game-winning goals (2) and shots (113). Ranked first among NHL defencemen in shorthanded points. Led all Rangers defencemen in goals, assists and points. Ranked fifth on the team in points and power play points (14), fourth in assists, and second in power play assists (13). Reached the 40-point and 10-goal marks for the first time with a career-high three-point effort (2-1-3) while skating in his 200th career NHL game on Mar. 30 vs. MTL. Notched a shorthanded goal and a power play assist on Mar. 28 at WPG to achieve his career-high in assists and points for a season. Posted a career-high, four game assist streak from Dec. 5 vs. TOR to Dec. 11 vs. FLA (5 assists). Tallied an assist and posted a career-high +4 rating on Dec. 11 vs. FLA. Tallied a shorthanded assist in two straight games (Dec. 8 - Dec. 10), including his first career shorthanded assist/point on Dec. 8 vs. TB. Ranked fourth among NHL defencemen during the playoffs in points (10), tied for fourth in assists (8), sixth in goals (2), fourth in shots (35), third in power play assists (3) and second in power play points (4). Tied for fourth on the team in points, third in assists, and second in power play assists and power play points. Recorded his first career playoff point with an assist on Apr. 14 vs. OTT. Skated in a career-high 43:33 of ice time on May 2 at WSH.

2010.11 Skated in his 100th career NHL game on Nov. 19 at COL. Ranked second among Connecticut defencemen in power play assists (5), tied for second in shorthanded assists (2), and tied for fifth among team defencemen in assists (7) despite only skating in 11 AHL contests. Tallied an assist on the game-winning goal while making his AHL debut on Jan. 5 at Worcester. Posted his first career AHL multi-point performance with two assists on Jan. 21 vs. Hamilton.

2009.10 Made his NHL debut on Oct. 2 at PIT. Named to the NHL All-Rookie Team. Led all NHL rookies in power play assists (18), ranked second in power play points (22) and tied for fifth in power play goals (4). Ranked second in the NHL among rookies in hits (162), fourth in assists (28) and blocked shots (92), and seventh in points (9-28-37). Led the Rangers in power play assists, ranked second in power play points, third in assists, tied for fourth in points, and ranked fifth in power play goals and eighth in goals. Led all team defencemen in goals, assists and points. Named NHL Rookie of the Month for October. Recorded two power play points (1-1-2), including his first career NHL assist on Oct. 5 at NJ. Tallied his first career NHL point with the game-winning goal on Oct. 3 vs. OTT.

REGULAR SEASON

PLAYOFFS

2017.18 GAME BY GAME

SEASON	CLUB	LEA	REGULAR SEASON					PLAYOFFS				
			GP	G	A	PTS	PIM	GP	G	A	PTS	PIM
2006.07	Oshawa	OHL	64	10	47	57	7	9	3	9	12	14
2007.08	Oshawa	OHL	64	16	47	63	82	15	2	6	8	38
2008.09	Oshawa	OHL	34	7	26	33	48	-	-	-	-	-
	London	OHL	28	6	24	30	30	14	3	16	19	18
2009.10	NY Rangers	NHL	80	9	28	37	32	-	-	-	-	-
2010.11	NY Rangers	NHL	47	2	9	11	20	-	-	-	-	-
	Hartford	AHL	11	0	7	7	8	-	-	-	-	-
2011.12	NY Rangers	NHL	77	10	31	41	36	20	2	8	10	12
2012.13	NY Rangers	NHL	46	3	18	21	18	12	1	1	2	8
	Rapperswil-Jona	Swiss-A	9	2	5	7	10	-	-	-	-	-
2013.14	NY Rangers	NHL	42	2	9	11	10	-	-	-	-	-
	Nashville	NHL	25	1	4	5	8	-	-	-	-	-
2014.15	Philadelphia	NHL	64	10	22	32	34	-	-	-	-	-
2015.16	Philadelphia	NHL	52	4	9	13	16	-	-	-	-	-
2016.17	Philadelphia	NHL	51	6	12	18	28	-	-	-	-	-
2017.18	Vancouver	NHL	82	6	16	22	48	-	-	-	-	-
VANCOUVER TOTALS			82	6	16	22	48	-	-	-	-	-
NHL TOTALS			566	53	158	211	250	32	3	9	12	20

CAREER HIGHS

Most Goals in a Game

2: TWICE—LATEST JAN. 7/16 at MIN

Most Assists in a Game

2: 20x—LATEST NOV. 22/17 at PIT

Most Points in a Game

3: MAR. 30/12 vs MTL: 2-1-3

Hat Tricks

0

Game-Winning Goals

8: LATEST JAN. 7/16 at MIN

Power Play Goals

9: LATEST APR. 5/15 vs PIT

Shorthanded Goals

3: LATEST FEB. 28/15 vs NYR

Overtime Points

1-7-8

Shootout Record

0/1: 0 GDG

Penalty Shot Record

0/0

NHL FIRSTS

First Game Oct. 2/09 at PIT

First Goal Oct. 3/09 vs OTT

First Assist Oct. 5/09 at NJD

STREAKS

Goals N/A

Assists 4 games Two Times (latest Oct. 14-20/17: 5 assists)

Points 6 games (Jan. 17-31/14: 3-4-7)

HONOURS

NHL All-Rookie Team: 2010

OHL Third All-Star Team: 2009

CHL Top Prospects Game: 2008

OHL First All-Rookie Team: 2007

INTERNATIONAL

World Championships: 2010

DEL ZOTTO vs NHL

TEAM	GP	G	A	PTS	PIM	TEAM	GP	G	A	PTS	PIM
Anaheim Ducks	11	1	2	3	6	Nashville Predators	13	1	3	4	8
Arizona Coyotes	11	1	3	4	0	New Jersey Devils	34	4	10	14	16
Boston Bruins	24	3	8	11	12	New York Islanders	31	4	8	12	14
Buffalo Sabres	27	0	13	13	12	New York Rangers	12	1	2	3	6
Calgary Flames	14	0	5	5	2	Ottawa Senators	22	2	6	8	6
Carolina Hurricanes	24	1	7	8	8	Philadelphia Flyers	24	2	9	11	0
Chicago Blackhawks	13	0	6	6	2	Pittsburgh Penguins	32	1	10	11	22
Colorado Avalanche	13	2	0	2	8	St. Louis Blues	15	2	1	3	4
Columbus Blue Jackets	19	4	6	10	4	San Jose Sharks	11	1	2	3	4
Dallas Stars	12	1	2	3	6	Tampa Bay Lightning	21	0	7	7	12
Detroit Red Wings	12	1	3	4	0	Toronto Maple Leafs	23	4	6	10	14
Edmonton Oilers	13	0	3	3	6	Vancouver Canucks	9	1	1	2	16
Florida Panthers	23	3	6	9	12	Vegas Golden Knights	4	0	0	0	4
Los Angeles Kings	13	0	4	4	6	Washington Capitals	31	2	8	10	16
Minnesota Wild	10	5	0	5	2	Winnipeg Jets	22	2	12	14	12
Montreal Canadiens	20	4	5	9	10	TOTALS	566	53	158	211	250

07-Apr @ EDM	0	1	1	2	0	22:30
05-Apr vs ARI	0	0	0	0	0	20:33
03-Apr vs VGK	0	0	0	1	2	23:54
31-Mar vs CBJ	0	0	0	2	0	20:46
29-Mar vs EDM	0	0	-1	0	0	18:23
27-Mar vs ANA	0	0	1	0	0	20:01
25-Mar @ DAL	0	1	1	2	0	16:28
23-Mar @ STL	0	0	0	0	0	20:11
22-Mar @ CHI	0	1	1	2	0	23:46
20-Mar @ VGK	0	0	1	2	0	21:40
17-Mar vs SJS	0	0	-2	0	0	20:46
14-Mar @ ANA	0	0	0	0	0	21:33
13-Mar @ LAK	0	0	0	0	0	23:39
11-Mar @ ARI	0	0	0	0	0	23:39
09-Mar vs MIN	1	0	-2	0	0	20:55
07-Mar vs ARI	0	0	0	0	0	19:06
05-Mar vs NYI	0	0	1	0	0	21:38
03-Mar vs NSH	0	0	0	2	0	20:38
28-Feb vs NYR	0	0	-1	0	0	19:21
26-Feb @ COL	0	0	-1	0	0	17:58
25-Feb @ ARI	0	0	2	0	0	18:56
23-Feb @ VGK	0	0	1	0	0	19:37
20-Feb vs COL	0	0	2	2	0	20:59
17-Feb vs LAK	0	0	2	2	0	19:53
15-Feb @ SJS	0	0	-1	2	0	19:22
14-Feb vs FLA	1	0	2	2	0	15:47
11-Feb @ DAL	0	0	0	0	0	19:05
09-Feb @ CAR	1	0	1	2	0	17:40
08-Feb @ TBL	0	0	-2	0	0	19:55
06-Feb @ FLA	0	0	1	0	0	21:18
03-Feb vs TBL	0	0	-1	4	22:29	
01-Feb vs CHI	0	0	1	0	0	23:18
30-Jan vs COL	1	0	1	2	0	20:33
25-Jan vs BUF	0	0	0	0	0	21:23
23-Jan vs LAK	0	1	0	2	0	19:04
21-Jan @ WPG	0	0	0	0	0	23:45
20-Jan @ EDM	0	0	-1	0	0	18:44
14-Jan @ MIN	0	0	0	0	0	21:29
12-Jan @ CBJ	0	1	1	1	0	19:15
09-Jan @ WSH	0	0	-2	0	0	18:55
07-Jan @ MTL	1	0	0	0	0	21:26
06-Jan @ TOR	0	0	1	2	0	26:17
02-Jan vs ANA	0	0	-4	2	0	18:12
30-Dec vs LAK	0	0	0	0	0	21:11
28-Dec vs CHI	0	0	0	0	0	21:06
23-Dec vs STL	0	0	0	2	0	18:04
21-Dec @ SJS	0	1	3	0	0	19:39
19-Dec vs MTL	0	0	0	0	0	17:54
17-Dec vs CGY	0	0	-1	0	0	20:48
15-Dec vs SJS	0	0	-1	0	0	20:15
13-Dec vs NSH	0	0	-3	0	0	21:11
11-Dec @ WPG	0	0	0	0	0	20:10
09-Dec @ CGY	0	1	-1	0	0	16:19
07-Dec vs PHI	0	1	1	2	0	22:28
05-Dec vs CAR	0	0	2	0	0	19:42
02-Dec vs TOR	0	0	-1	0	0	19:08
30-Nov @ NSH	0	0	-1	2	0	18:16
28-Nov @ NYI	0	0	-1	2	0	16:12
26-Nov @ NYR	0	0	0	0	0	17:22
24-Nov @ NJD	0	0	0	0	0	15:31
22-Nov @ PIT	0	2	2	4	0	20:15
21-Nov @ PHI	0	0	1	0	0	17:41
18-Nov vs STL	0	0	-1	0	0	20:44
16-Nov vs VGK	0	0	-1	0	0	18:03
14-Nov @ LAK	0	0	-1	0	0	18:54
11-Nov @ SJS	0	0	-2	0	0	22:50
09-Nov @ ANA	0	0	-1	2	0	22:07
07-Nov @ CGY	0	1	1	0	0	20:11
06-Nov vs DET	1	0	0	0	0	18:13
04-Nov vs PIT	0	0	0	0	0	12:49
01-Nov vs NJD	0	0	-1	0	0	18:06
30-Oct @ DAL	0	0	-1	0	0	23:09
26-Oct vs WSH	0	0	0	0	0	26:15
24-Oct @ MIN	0	0	0	0	0	23:11
22-Oct @ DET	0	0	2	0	0	24:52
20-Oct @ BUF	0	1	0	0	0	24:42
19-Oct @ BOS	2	2	0	4	0	26:31
17-Oct @ OTT	0	1	1	2	0	25:31
14-Oct vs CGY	0	1	1	-2	0	24:50
12-Oct vs WPG	0	0	-3	0	0	27:46
10-Oct vs OTT	0	0	0	0	0	24:38
07-Oct vs EDM	0	0	-1	0	0	17:37

NHL MILESTONES

100th NHL Game Nov. 19/10 at COL

500th NHL Game Nov. 9/17 at ANA

100th NHL Assist Oct. 11/14 vs MTL

100th NHL Point Mar. 19/13 at NJ

200th NHL Point Dec. 9/17 at CGY



23 ALEX EDLER

(al-ehx EHD-luhr)

POSITION DEFENCE

SHOOTS LEFT

HEIGHT 6'3"

WEIGHT 212 LBS

BIRTHPLACE ÖSTERSUND, SWEDEN

BORN APR. 21, 1986



DRAFTED

Vancouver's third round selection,
91st overall in 2004 NHL Entry Draft.

CAREER HIGHLIGHTS

2017.18 Finished his 12th season in the NHL (all with Vancouver) collecting 34 points (6-28-34) with 68 penalty minutes in 70 games...Finished third in the NHL in blocked shots with 203...Won the 2017/18 Babe Pratt Award as the Canucks best defencemen for the second time...Led the team in ice time on 54 separate occasions including 25 times where he led all skaters in TOL...Played his 700th career game Nov. 26 at NYR...Had a season high 5 game point streak Jan. 7-20 (1-5-6)...Scored his first goal and game winning goal of the season Dec. 2 vs. TOR...Tied a career high for most goals in a game (2) Mar. 22 at CHI...Had a season high in shots (8) Jan. 2 vs. ANA...Leads the franchise in points by a defenceman (330)...Had a season high in hits (8) Nov. 11 at SJS...Had a 3 game assist streak Nov. 21-24 (0-3-3)...Led all Canucks defencemen in assists (25), points (30), power play points (8), shots (179), and blocks (175) this season.

2016.17 Completed his 11th NHL season (all with Vancouver), registering 21 points (6-15-20) and 36 penalty minutes in 68 games...Finished second fifth all-time among Canucks defencemen for points (300), fifth in assists (222), third in goals (78), second in PPG (40) and second in shots (1504)...Led the team in ice time with 24:38 TOI/GP...Also led the team in ice time on 61 separate occasions including 29 games where he led all skaters in this category...Led the team with 138 blocked shots...His six goals ranked him first among Vancouver defencemen and his 15 assists and 21 points ranked him second among Canucks blueliners...Made his return to the lineup Dec. 28 vs LA after missing 13 games due to injury...Notched a game-high 23:34 TOI and four blocked shots, Oct. 29 vs. WSH...Recorded his first PPG since Dec. 9/15 with a tally on Oct. 22 at LA.

2015.16 Completed his 10th NHL season (all with Vancouver), registering 20 points (6-14-20) and 46 penalty minutes in 52 games...Led the team in ice time with 24:37 TOI/GP and also led the team in that category in 48 games, including 26 games where he led all skaters in TOL...His six goals ranked him tied for first among Vancouver defencemen while his 14 assists and 20 points ranked him second respectively among Canucks blueliners...Appeared in his 600th career game, Dec. 17 at PHL...Notched his 37th career power-play goal to move into sole possession of second place for most powerplay goals by a Canucks defenceman, Dec. 9 vs NYR.

2014.15 Completed his ninth season with the Canucks, registering 31 points (8-23-31) in 74 games...Led the team in TOI on 59 separate occasions, including 26 games where he led all skaters in TOL...Ranked first on the team in average ice time per game (23:58), first amongst defencemen (and 3rd on the team) in average power play ice time per game (2:55), second in average shorthanded ice time per game (2:35) and first in average even strength ice time per game (8:27)...Tallied 126 blocked shots and 94 hits...Appeared in his 500th career NHL game, Oct. 23 at STL...Tied for a team-high three assists in six playoff games vs CGY.

2013.14 Appeared in 63 games with Vancouver, registering 22 points (7-15-22) and 50 penalty minutes...Finished tied for first on the Canucks in blocked shots (136) and ranked fifth in hits (112) and power play points (12)...Concluded the season ranking fourth among Canucks defencemen all-time in power play goals scored (30), fifth in goals scored (58), seventh in points (228) and eighth in games played (494)...Missed 16 games due to injury...Became just the third player in 12 years to record 12 shots in a game, Nov. 2/13 vs TOR.

2012.13 Appeared in 45 games with Vancouver, registering 22 points (8-14-22) and 37 penalty minutes...Collected eight goals, ranking tied for eighth amongst NHL defencemen in goals scored...Finished second amongst Canucks defencemen in scoring (8-14-22) and first amongst Canucks defencemen in hits (77)...Ranked first on the team in blocked shots (8) and average TOI/G (23:50)...Ended the season ranked eighth all-time in franchise history amongst Canucks defencemen for scoring (51-155-206), sixth amongst Canucks defencemen for power play goals (26) and tied for seventh with Kevin McCarthy in goals (5)...Recorded his 200th career point, collecting a pair of assists, Mar. 16/13 vs DET...Appeared in 400th career game, Feb. 17/13 vs STL.

2011.12 Appeared in 82 games, collecting 49 points (11-38-49)...Established a new career high for points (49), assists (38) and goals (11) in a season...Won the 2011/12 Walter (Babe) Pratt Award as the Canucks top defenceman...Ranked tied for fifth in the League among defencemen for most points and tied for sixth among defencemen for most power play assists (17)...Averaged 23:51 TOI per game, ranking first on the Canucks...Collected four goals, including two game-deciding goals in the shootout to rank first among League defencemen in both categories...Established a new career high for points, surpassing his previous mark of 42 points, Mar. 8 vs WPG...Participated in the NHL All-Star Game in Ottawa, Jan. 29.

2010.11 Appeared in his fifth season with the Canucks, recording 33 points (8-25-33) and 24 penalty minutes in 51 games...Ranked second among Canucks defencemen in scoring (8-25-33), goals (8) and shots (121)...Led the team in time on ice per game (24:17)...Set a personal season high for plus/minus (+13)...Missed 31 games due to injury...Tied a career high for most goals in a game (2), Jan. 22 vs CGY...Appeared in his 300th career game, Jan. 20/11 vs SJS...Registered his 100th career assist, Jan. 18/11 at COL...Ranked third in the League this postseason with 78 hits and was second among League defencemen in blocked shots (60)...Collected a career high 11 points (2-9-11) in 25 games during his fourth postseason run.

2008.09 Registered six points (2-4-6) in 12 postseason games played...Led the Canucks in plus/minus with a plus-9 rating...Recorded 42 points (5-37-42) and 40 penalty minutes in 76 games played in his fourth NHL season...Set career highs in assists (37) and points (42)...Ranked second in team scoring among defencemen and T-20th among NHL defencemen for most points...Averaged 22:38 ice time per game...Set new career high for assists with his 28th of the year, Mar. 13 at OTT...Played his 200th career NHL game, Nov. 22 vs CHI.

2008.09 Recorded eight points (1-7-8) in 10 playoff games, leading Canucks defencemen in post-season scoring and finishing tied for 13th among NHL defencemen for most points in the 2009 Playoffs...Played in 80 games, recording 37 points (10-27-37) and 54 penalty minutes...Set new career highs for most goals (10), assists (27) and points (37) in a season...Averaged 21:07 time on ice per game, ranking fourth on the team...Recorded five multi-point games...Notched three points (0-3-3) in two straight games, Apr. 7-9/09...Scored six points (1-5-6) in three consecutive games, Feb. 7-12/09...Established a single game career high with four points (1-3-4), Feb. 7/09 vs CHI...Notched first career game-winning goal, Dec. 9/08 at NSH.

REGULAR SEASON

PLAYOFFS

2017.18 GAME BY GAME

SEASON	CLUB	LEA	GP	G	A	PTS	PIM
2005.06	Kelowna	WHL	62	13	40	53	44
2006.07	Vancouver	NHL	22	1	2	3	6
	Manitoba	AHL	49	5	21	26	28
2007.08	Vancouver	NHL	75	8	12	20	42
	Manitoba	AHL	2	0	1	1	0
2008.09	Vancouver	NHL	80	10	27	37	54
2009.10	Vancouver	NHL	76	5	37	42	40
2010.11	Vancouver	NHL	51	8	25	33	24
2011.12	Vancouver	NHL	82	11	38	49	34
2012.13	Vancouver	NHL	45	8	14	22	37
2013.14	Vancouver	NHL	63	7	15	22	50
2014.15	Vancouver	NHL	74	8	23	31	54
2015.16	Vancouver	NHL	52	6	14	20	46
2016.17	Vancouver	NHL	68	6	15	21	36
2017.18	Vancouver	NHL	70	6	28	34	68

VANCOUVER/NHL TOTALS

758 84 250 334 491

65 8 23 31 40

07-Apr @ EDM	0	0	0	-1	0	25:35
05-Apr vs ARI	0	2	2	1	4	24:10
03-Apr vs VGK	0	1	1	-1	2	28:22
31-Mar vs CBJ	(W)	0	1	0	0	27:06
29-Mar vs EDM	0	0	0	0	0	29:12
27-Mar vs ANA	0	0	2	0	2	30:41
25-Mar @ DAL	0	0	0	0	0	27:58
23-Mar @ STL	0	0	0	-1	0	26:04
22-Mar @ CHI	2	0	2	1	2	22:41
20-Mar @ VGK	0	0	-1	2	2	23:56
17-Mar vs SJS	1	1	2	-1	0	26:47
14-Mar @ ANA	0	0	0	-1	2	25:47
13-Mar @ LAK	0	0	0	0	0	25:00
11-Mar @ ARI	0	0	0	0	0	23:56
09-Mar vs MIN	0	0	0	0	0	25:53
07-Mar vs ARI	0	0	0	0	0	25:33
05-Mar vs NYI	0	0	0	0	0	26:30
02-Mar vs NSH	2	2	2	2	2	25:58
28-Feb vs NYR	0	0	0	2	2	24:23
26-Feb @ COL	0	1	1	0	0	25:31
25-Feb @ ARI	0	0	0	0	0	24:23
23-Feb @ VGK	0	1	1	-2	2	22:12
20-Feb vs COL	0	0	0	1	0	29:22
17-Feb vs BOS	0	1	1	2	2	22:30
15-Feb @ SJS	0	0	0	-1	2	23:02
14-Feb vs FLA	0	0	-3	0	0	29:20
11-Feb @ DAL	0	1	1	2	0	20:58
09-Feb @ CAR	0	0	-4	2	2	23:01
08-Feb @ TBL	0	2	2	1	0	24:02
06-Feb @ FLA	0	0	-1	4	2	23:23
03-Feb vs TBL	0	0	-2	0	0	24:40
01-Feb vs CHI	0	1	1	2	2	23:06
30-Jan vs ARI	0	0	-1	2	2	28:01
25-Jan vs BUF	0	0	-2	2	2	23:21
23-Jan vs LAK	0	2	2	1	2	25:43
21-Jan @ WPG	0	0	0	0	0	24:26
20-Jan @ EDM	0	1	2	2	2	23:03
14-Jan @ MIN	0	2	2	2	0	24:52
12-Jan @ CBJ	1	0	1	0	0	22:29
09-Jan @ WSH	0	1	1	0	0	22:29
07-Jan @ MTL	0	1	1	-2	0	22:04
06-Jan @ TOR	0	0	0	-2	0	29:54
02-Jan vs ANA	0	0	-1	0	0	23:52
30-Dec vs LAK	0	0	2	2	0	22:35
28-Dec vs CHI	0	1	3	0	0	24:36
23-Dec vs STL	0	0	-1	0	0	22:04
21-Dec @ SJS	0	0	-1	2	2	23:46
19-Dec vs MTL	0	0	-1	0	0	24:50
17-Dec vs CGY	0	1	1	-1	0	25:28
15-Dec vs SJS	0	1	1	2	0	28:57
13-Dec vs NSH	0	0	-2	0	0	22:46
11-Dec @ WPG	0	0	-2	0	0	22:39
09-Dec @ CGY	0	0	-1	2	2	25:10
07-Dec vs PHI	0	0	0	6	0	21:59
05-Dec vs CAR	0	0	0	0	0	25:28
02-Dec vs TOR	1 (W)	0	1	2	0	25:29
30-Nov @ NSH	0	1	3	2	2	22:55
28-Nov @ NYI	0	0	-3	0	0	21:01
26-Nov @ NYR	0	0	-1	2	2	24:05
24-Nov @ NJD	0	1	1	0	0	22:34
22-Nov @ PIT	0	1	1	2	2	27:43
21-Nov @ PHI	0	1	1	2	0	21:59
18-Nov vs STL	0	0	0	-1	2	24:25
16-Nov vs VGK	0	0	-3	0	0	19:40
14-Nov @ LAK	0	0	1	2	0	19:09
11-Nov @ SJS	0	0	-1	2	0	21:44
09-Nov @ ANA	0	0	1	0	0	19:20
07-Nov @ CGY	INI					
06-Nov vs DET	INI					
04-Nov vs PIT	INI					
01-Nov vs NJD	INI					
30-Oct @ DAL	INI					
26-Oct vs WSH	INI					
24-Oct @ MIN	INI					
22-Oct @ DET	INI					
20-Oct @ BUF	INI					
19-Oct @ BOS	INI					
17-Oct @ OTT	INI					
14-Oct vs CGY	INI					
12-Oct vs WPG	0	0	0	0	0	6:10
10-Oct vs OTT	0	0	-1	0	0	22:58
07-Oct vs EDM	0	1	1	2	2	25:37

NHL MILESTONES

100th NHL Game	Oct. 13/08 @ WSH
500th NHL Game	Oct. 23/14 @ STL
700th NHL Game	Nov. 26/17 @ NYR
100th NHL Point	Apr. 1/10 @ LA
300th NHL Point	Apr. 8/17 vs EDM
100th NHL Assist	Jan. 18/11 @ COL
200th NHL Assist	Nov. 21/15 vs CHI

CAREER HIGHS

Most Goals in a Game

2: FOUR TIMES - LATEST MAR. 22/18 @ CHI

Most Assists in a Game

3: TWICE-APR. 9/15 vs ARI

Most Points in a Game

4: FEB. 7/09 vs CHI: 1-3-4

Hat Tricks

0

Game-Winning Goals

6: LATEST - MAR. 31/18 vs CBJ

Power Play Goals

4: LATEST - MAR. 17/18 vs SJS

Shorthanded Goals

1: DEC. 2/11 vs DET

Overtime Points

2-11-13

Shootout Record

6/24: 4 GDG

Penalty Shot Record

0/0

NHL FIRSTS

First Game Nov. 4/06 @ COL

First Goal Nov. 30/06 vs ANA

First Assist Nov. 6/06 vs DAL

Goals N/A

Assists 4 games Twice (latest Apr. 4-11/15: 7 assists)

Points 5 games Jan. 7-20/18: 1-5-6

HONOURS

Walter Babe Pratt Award: 2012, 2018

NHL All-Star Game: 2012

NHL Young Stars Game: 2008

Manitoba Moose Rookie of the Year: 2007

INTERNATIONAL

World Championships: 2017 (Gold), 2013 (Gold), 2008

Olympics: 2014 (Silver)

World Junior Championships: 2006

EDLER vs NHL

TEAM	GP	G	A	PTS	PIM	TEAM	GP	G	A	PTS	PIM
Anaheim Ducks	42	2	12	14	24	Montreal Canadiens	17	2	4	6	10
Arizona Coyotes	42	2	14	16	27	Nashville Predators	33	9	12	21	16
Boston Bruins	10	1	4	5	8	New Jersey Devils	12	3	4	7	14
Buffalo Sabres	12	1	2	3	8	New York Islanders	12	0	1	1	2
Calgary Flames	52	5	26	31	32	New York Rangers	14	1	2	3	6
Carolina Hurricanes	13	0	0	0	6	Ottawa Senators	15	3	1	4	14
Chicago Blackhawks	36	5	17	22	20	Philadelphia Flyers	12	1	5	6	8
Colorado Avalanche	50	4	18	22	38	Pittsburgh Penguins	13	1	3	4	14
Columbus Blue Jackets	31	4	11	15	14	St. Louis Blues	31	1	7	8	16
Dallas Stars	35	3	9	12	16	San Jose Sharks	39	5	9	14	26
Detroit Red Wings	30	5	9	14	20	Tampa Bay Lightning	12	4	4	8	16
Edmonton Oilers	54	6	21	27	38	Toronto Maple Leafs	15	1	7	8	14
Florida Panthers	14	0	6	6	12	Vegas Golden Knights	4	0	2	2	6
Los Angeles Kings	38	4	16	20	22	Washington Capitals	12	4	4	8	10
Minnesota Wild	44	4	18	22	28	Winnipeg Jets	14	3	2	5	6
TOTALS						TOTALS	758	84	250	334	491



21 LOUI ERIKSSON

(Loo-ee Air-ihk-suhn)

POSITION LEFT WING

SHOOTS LEFT

HEIGHT 6'2"

WEIGHT 177 LBS

BIRTHPLACE
GOTHENBURG, SWE

BORN JUL. 17, 1985



DRAFTED

Dallas' second round selection, 33rd overall in the 2003 NHL Entry Draft.

ACQUIRED

Signed as a free agent on July 1, 2016.

CAREER HIGHLIGHTS

2017.18 Completed his 12th season in the NHL (second with Vancouver) with 23 points (10-13-23) in 50 games... Had a season high in assists (2) Nov. 11 vs. STL... Had a season high in goals (2) Nov. 30 at NSH, Jan. 23 vs. LAK, and Feb. 17 vs. BOS... Had a season high in points (3) and plus-minus (+3) Jan. 23 vs. LAK... Recorded a 3 game point streak Nov. 18-22 (2-3-5) and Nov. 26-30 (3-1-4)... Had a season high in shots (5) Nov. 11 vs. SJS... Recorded a season high in blocks (4) Jan. 7 at MTL... Played in his 800th career game Nov. 22 at PIT.

2016.17 Completed his 11th NHL and first season with the Canucks recording 24 points (11-13-24) in 65 games... Ranked second among the team in power-play goals (5)... Notched his 5th PPG of the season, Feb. 9 at CBJ... Collected his 300th career assist, Dec. 16 vs TB... Had four multi-point games, including three multi-assist games... Had a season-high six shots, Feb. 7 at NSH... Notched his lone game-winning goal of the season, Nov. 23 at ARI... Notched his first goal in a Canucks uniform, Nov. 8 at NYR... Registered a game-high 5 shots, Nov. 2 at MTL... Made his Canucks debut and notched his first point in a Canucks uniform, Oct. 15 vs CGY.

2015.16 Finished tied for second on the team in scoring for the second straight year with 63 points (30-33-63) in 82 games... Reached the ten-plus goal mark for the ninth straight season, the 20-goal mark for the sixth time and the 30-goal mark for the second time... Had 15 multiple-point games, including two three-point nights... Registered five four-game point streaks and notched five game-winning goals... Tied a single season career-high with 10 power-play goals... Scored an overtime goal Feb. 16 at CBJ in his 700th NHL game... Scored his 500th NHL point on Apr. 1 at STL... Scored his 200th NHL goal, Feb. 13 at MIN... Recorded his third career hat trick and first as a Bruin, Nov. 19 vs MIN.

2014.15 Finished second in the team's scoring race, reached the ten-plus goal mark for the eighth straight season and the 20-goal plateau for the fifth time in his career... Had six multiple-point games... 10 of his 22 goals gave the Bruins a lead in a game and another six tied the score within a contest... Played his 600th NHL game, Dec. 31 vs TOR... Recorded his 400th NHL point with an assist, Oct. 30 at BUF.

2013.14 Reached the ten-goal mark for the seventh straight season... Had six multiple-point games, including four assists Apr. 5 vs PIT which was a career-high for assists in a game and matched his previous career-high for points in a game... Played his first game as a Bruin on Oct. 3 vs TB... Scored his first goal and point as a Bruin with the game-winning goal, Oct. 12 at CBJ... Added five points (2-3-5) in 12 post-season games played.

2012.13 Tied for the team lead in goals and was second overall in the club's scoring race... Had six multiple-point games... Recorded his 200th NHL assist, Mar. 14 vs ANA... Played his 500th NHL game Apr. 25 vs CBJ... Played with Davos in Switzerland during the NHL lockout with six points (3-3-6) in seven games.

2011.12 Played in all 82 games for the third time in the previous four seasons... Led the team in scoring... Had 20 multiple-point games, including four multiple-goal nights and five three-point nights... Played his 400th NHL game, Dec. 13 vs NYR... Recorded his 300th NHL point with an assist, Jan. 21 at MIN.

2010.11 Had 15 multiple-point games, including a career-high four point night (2-2-4), Nov. 5 vs PHX... Established career highs in assists (46) and points (73)... Was a finalist for the Lady Byng Trophy... Scored on his first career penalty shot, Nov. 3 vs PIT... Scored his 100th NHL goal, Dec. 21 vs MTL... Played his 300th NHL game, Oct. 26 vs LA... Recorded his 100th NHL assist, Oct. 16 vs STL and recorded his 200th NHL point with an assist Nov. 5 vs PHX.

2009.10 Played in all 82 games and led the club in goals, both for the second straight season... Had 18 multiple-point games including his second career hat trick, Dec. 31 vs ANA.

2008.09 Led the Stars in goal with a career-high 36 which was the most by a Star since 2000.01 (Brett Hull)... Was second overall in the club's scoring race and was one of two players to play in every Dallas game... His 20.2% shooting accuracy ranked second overall in the NHL... Had 15 multiple-point games... Scored his first career hat trick, Dec. 18 vs CBJ... Recorded a career-high three assists, Mar. 14 vs MIN... Recorded his 100th NHL point with a goal on Mar. 6 vs ANA and played his 200th NHL game, Mar. 21 at SJ.

2007.08 Had five multiple-point games, all two-point nights including three two-goal efforts... Had a career-best four game goal streak from Feb. 22-28 (six goals) and a five-game point streak from Feb. 22-Mar. 1 6-1-7... Played his 100th NHL game, Jan. 29 at VAN.

2006.07 Had three multiple-point games, all two-point efforts... Became the fourth played in Dallas Stars history to score his first NHL goal in his first NHL game, Oct. 4 at COL... Recorded his first NHL assist on Nov. 29 at CHI.

2015.06 Played his first North American pro season with Dallas' AHL affiliate in Iowa... Registered 60 points (31-29-60) in 78 AHL games, leading the team in goals and second overall in the club's scoring race... Was named the team's rookie of the year.

REGULAR SEASON

PLAYOFFS

2017.18 GAME BY GAME

SEASON	CLUB	LEA	GP	G	A	PTS	PIM	GP	G	A	PTS	PIM
2003.04	Frolunda	SEL	46	8	5	13	4	10	1	5	6	0
2004.05	Frolunda	SEL	39	5	9	14	4	12	0	0	0	0
	Bofors	Swe-1	2	0	0	0	0	-	-	-	-	-
2005.06	Iowa	AHL	78	31	29	60	27	7	2	5	7	0
2006.07	Dallas	NHL	59	6	13	19	18	4	0	1	1	0
	Iowa	AHL	15	5	3	8	13	9	2	5	7	0
2007.08	Dallas	NHL	69	14	17	31	28	18	4	4	8	8
	Iowa	AHL	2	1	2	3	2	-	-	-	-	-
2008.09	Dallas	NHL	82	36	27	63	14	-	-	-	-	-
2009.10	Dallas	NHL	82	29	42	71	26	-	-	-	-	-
2010.11	Dallas	NHL	79	27	46	73	8	-	-	-	-	-
2011.12	Dallas	NHL	82	26	45	71	12	-	-	-	-	-
2012.13	Dallas	NHL	48	12	17	29	8	-	-	-	-	-
	Davos	Swiss	7	3	3	6	0	-	-	-	-	-
2013.14	Boston	NHL	61	10	27	37	6	12	2	3	5	4
2014.15	Boston	NHL	81	22	25	47	14	-	-	-	-	-
2015.16	Boston	NHL	82	30	33	63	12	-	-	-	-	-
2016.17	Vancouver	NHL	65	11	13	24	8	-	-	-	-	-
2017.18	Vancouver	NHL	50	10	13	23	4	-	-	-	-	-

VANCUVER TOTALS
NHL TOTALS

115	21	26	47	12
840	233	318	551	158

CAREER HIGHS

Most Goals in a Game	3: THREE TIMES—LATEST NOV. 19/15 vs MIN
Most Assists in a Game	4: APR. 5/14 vs PHI
Most Points in a Game	4: TWICE—LATEST APR. 5/14 vs PHI: 0-4-4
Hat Tricks	3: LATEST—NOV. 19/15 vs MIN
Game-Winning Goals	32: LATEST—NOV. 23/16 at ARI
Power Play Goals	59: LATEST—FEB. 9/17 at CBJ
Shorthanded Goals	10: LATEST—FEB. 17/18 vs BOS
Overtime Points	9-8-17
Shootout Record	10/43: 4 GDG
Penalty Shot Record	1/2: LATEST—DEC. 26/10 vs PHX, no goal (LaBarbera)

NHL FIRSTS

First Game	Oct. 4/06 at COL	Goals	4 games	Twice (latest Feb. 11-16/16: 4 goals)
First Goal	Oct. 4/06 at COL	Assists	9 games	(Dec. 28/10-Jan. 15/11: 10 assists)
First Assist	Nov. 29/06 at CHI	Points	10 games	(Dec. 28/10-Jan. 17/11: 2-10-12)

HONOURS

NHL All-Star Game: 2011
Iowa Stars Rookie of the Year: 2006
RHK AHL Rookie of the Month: 2006
SHL League Championship: 2005
SHL Rookie of the Year: 2004


INTERNATIONAL

World Cup: 2016
Olympics: 2014 (Silver), 2010
World Championships: 2013 (Gold), 2012, 2011 (Silver), 2009 (Bronze)
World Junior Championships: 2005, 2004
World U18 Championships: 2003

ERIKSSON vs NHL

TEAM	GP	G	A	PTS	PIM	TEAM	GP	G	A	PTS	PIM
Anaheim Ducks	50	17	20	37	10	Nashville Predators	34	14	12	26	4
Arizona Coyotes	50	17	19	36	4	New Jersey Devils	19	8	6	14	0
Boston Bruins	6	3	2	5	0	New York Islanders	15	7	8	15	2
Buffalo Sabres	19	3	11	14	2	New York Rangers	19	4	9	13	4
Calgary Flames	36	8	13	21	12	Ottawa Senators	18	4	10	14	2
Carolina Hurricanes	20	3	7	10	6	Philadelphia Flyers	20	2	13	15	10
Chicago Blackhawks	35	11	11	22	4	Pittsburgh Penguins	17	7	7	14	4
Colorado Avalanche	38	10	12	22	8	St. Louis Blues	35	11	12	23	12
Columbus Blue Jackets	39	14	10	24	8	San Jose Sharks	52	11	19	30	4
Dallas Stars	9	5	0	5	0	Tampa Bay Lightning	21	4	7	11	4
Detroit Red Wings	41	17	15	32	10	Toronto Maple Leafs	21	0	5	5	2
Edmonton Oilers	35	4	15	19	12	Vancouver Canucks	30	7	13	20	6
Florida Panthers	22	1	8	9	0	Vegas Golden Knights	2	0	0	0	0
Los Angeles Kings	48	13	18	31	14	Washington Capitals	17	3	4	7	4
Minnesota Wild	36	16	20	36	10	Winnipeg Jets	15	4	5	9	0
Montreal Canadiens	21	5	7	12	0	TOTALS	840	233	318	551	158

07-Apr @ EDM	INJ																		
05-Apr vs ARI	INJ																		
03-Apr vs VGK	INJ																		
31-Mar vs CBJ	INJ																		
29-Mar vs EDM	INJ																		
27-Mar vs ANA	INJ																		
25-Mar @ DAL	INJ																		
23-Mar @ STL	INJ																		
22-Mar @ CHI	INJ																		
20-Mar @ VGK	INJ																		
17-Mar vs SJS	INJ																		
14-Mar @ ANA	INJ																		
12-Mar @ LAK	INJ																		
11-Mar @ ARI	INJ																		
09-Mar vs MIN	INJ																		
07-Mar vs ARI	INJ																		
05-Mar vs NYI	INJ																		
02-Mar vs NSH	INJ																		
28-Feb vs NYR	INJ																		
26-Feb @ COL	INJ																		
25-Feb @ ARI	0	0	0	0	0	0	0	0	0	0	0	0	16:11						
23-Feb @ VGK	0	0	0	-1	0	0	0	0	0	0	0	14:38							
20-Feb vs COL	0	1	1	2	0	0	0	0	0	0	0	16:26							
17-Feb vs BOS	2	0	2	2	0	0	0	0	0	0	0	17:18							
15-Feb @ SJS	0	0	0	-1	0	0	0	0	0	0	0	14:46							
14-Feb vs FLA	0	0	0	0	0	0	0	0	0	0	0	14:42							
11-Feb @ DAL	0	0	0	1	0	0	0	0	0	0	0	15:30							
09-Feb @ CAR	0	0	0	-1	0	0	0	0	0	0	0	16:51							
08-Feb @ TBL	0	0	0	0	0	0	0	0	0	0	0	12:47							
06-Feb @ FLA	0	0	0	0	0	0	0	0	0	0	0	15:35							
03-Feb vs TBL	0	0	0	0	0	0	0	0	0	0	0	17:36							
01-Feb vs CHI	0	1	1	1	0	0	0	0	0	0	0	19:52							
30-Jan vs COL	0	0	0	-1	0	0	0	0	0	0	0	15:56							
25-Jan vs BUF	0	0	0	-1	0	0	0	0	0	0	0	15:33							
23-Jan vs LAK	2	1	3	3	0	0	0	0	0	0	0	16:07							
21-Jan @ WPG	0	0	0	0	0	0	0	0	0	0	0	14:47							
20-Jan @ EDM	0	0	0	-1	2	0	0	0	0	0	0	16:39							
14-Jan @ MIN	1	1	2	2	0	0	0	0	0	0	0	17:01							
12-Jan @ CBJ	0	1	1	2	0	0	0	0	0	0	0	18:27							
09-Jan @ WSH	0	0	0	-2	0	0	0	0	0	0	0	14:55							
07-Jan @ MTL	0	0	0	0	0	0	0	0	0	0	0	19:51							
06-Jan @ TOR	0	0	0	-1	0	0	0	0	0	0	0	18:43							
02-Jan vs ANA	0	0	0	-2	0	0	0	0	0	0	0	17:36							
30-Dec vs LAK	0	0	0	-1	0	0	0	0	0	0	0	13:10							
28-Dec vs CHI	0	0	0	1	0	0	0	0	0	0	0	19:46							
23-Dec vs STL	0	0	0	-1	0	0	0	0	0	0	0	18:07							
21-Dec @ SJS	0	1	1	1	0	0	0	0	0	0	0	18:36							
19-Dec vs MTL	0	1	1	0	0	0	0	0	0	0	0	17:52							
17-Dec vs CGY	0	0	0	-1	0	0	0	0	0	0	0	16:05							
15-Dec vs SJS	0	0	0	0	0	0	0	0	0	0	0	20:18							
13-Dec vs NSH	0	0	0	-3	0	0	0	0	0	0	0	17:05							
11-Dec @ WPG	0	0	0	-1	0	0	0	0	0	0	0	18:05							
09-Dec @ CGY	0	0	0	0	0	0	0	0	0	0	0	2:17							
07-Dec vs PHI	0	0	0	-1	0	0	0	0	0	0	0	14:25							
05-Dec vs CAR	0	0	0	1	0	0	0	0	0	0	0	15:27							
02-Dec vs TOR	0	0	0																



89

SAM GAGNER

(SAHM GAHN-yay)

POSITION CENTRE

SHOOTS RIGHT

HEIGHT 5'11"

WEIGHT 201 LBS

BIRTHPLACE

LONDON, ON

BORN AUG. 10, 1989



DRAFTED

Edmonton's first round selection,
6th overall in the 2007 NHL
Entry Draft.

ACQUIRED

Signed as a free agent on
July 1, 2017.

 @89SGagner

 sgagner89

CAREER HIGHLIGHTS

2017.18 Finished his 11th season in the NHL (first with Vancouver) collecting 31 points (10-21-31) and 35 penalty minutes in 74 games...Finished with 59 hits on the season...Recorded his first point and assist as a Canuck Oct. 12 vs. WPG...Scored his first goal as a Canuck Oct. 30 vs. DAL...Played in his 700th NHL game Oct. 14 vs. CGY...Scored a season high three points (2-1-3) and the game winner Dec. 28 vs. CHL...Had a season high in assists (2) Mar. 17 vs. SJS...Recorded a season high in hits (4) Nov. 6 vs. DET...Had a season high four game point streak Dec. 19-28 (2-4-6)...Tied a career high for game winning goals in a single season (2)...Had a season high plus-minus (+5) Dec. 28 vs. CHL.

2016.17 Collected a career-high 50 points (18-32-50) in 81 games played with Columbus...His 18 goals tied a career-high set in 2011.12 while his point total marked the seventh 40-plus point campaign of his career...Finished tied for fourth on the team in goals, third in powerplay goals (8), third in assists and fifth in points...Had a three-game assist streak, Mar. 30-Apr. 2...Tied a season-high six game point streak, Mar. 4-13...Notched two goals and two assists on Dec. 5 vs ARI (his first 4 point game since Dec. 23 at EDM)...Recorded his first of two season-high six game point streaks, Nov. 10-21.

2015.16 Notched a season-high two assists in his 600th career NHL game on Mar. 12 at FLA...Scored five goals over a nine-game stretch from Feb. 20-Mar. 11...Did not play in 23-straight Flyers games from Nov. 25-Jan. 19 due to an upper body injury (11 games; Nov. 25-Dec. 17)...Registered an assist in his Flyer debut on Oct. 12 vs. FL and notched his first goal, the game-winner, a contest later on Oct. 14 vs. CHL...Made his AHL debut with Lehigh Valley, registering 1-5-6 in nine contests, including an assist in his first game on Dec. 31 at Hershey.

2014.15 Finished second on Arizona in goals, assists and points (tied) and ranked third in power play goals (six) with 15-26-41 in a career-high 81 games...Notched his 300th career NHL point on his first assist (0-2-2) on Nov. 14, 2014 at VAN, skated in his 500th career NHL game two contests later on Nov. 18 vs. WSH and picked up his 200th career NHL assist the following game on Nov. 20 at DAL.

2013.14 Appeared in 67 games for Edmonton, finishing fifth on the team in assists (27), points (37), and shots (143)...Tallied his 100th career NHL goal on Mar. 28, 2014 vs. ANA.

2012.13 Ranked second on Edmonton in assists (24) and points (38) and fourth in goals (14), playing in all 48 games...Started the season with a career high 10-game point streak from Jan. 20-Feb. 6, 2013 (3-8-11).

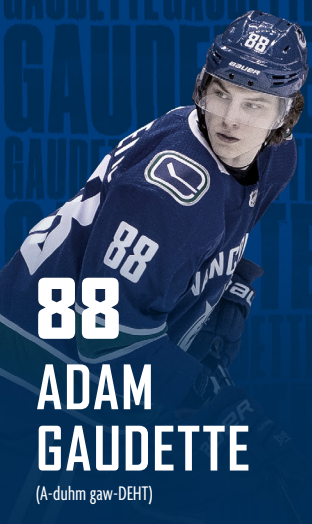
2011.12 Recorded a career-high 18 goals in 75 games and ranked third on the Oilers in assists (29) and power play goals (6)...Tied an Oilers franchise record (Wayne Gretzky and Paul Coffey), tallying eight points (4-4-8) on Feb. 2, 2012 vs. CHI.

2010.11 Finished second on Edmonton in assists (27) and points (42, tied)...Collected his 100th career NHL assist on Dec. 21, 2010 at San Jose.

2009.10 Appeared in 68 games for Edmonton, finishing second on the team in assists (26, tied) and points (41) and third in goals (15, tied), power play goals (6), and shots (170)...Recorded his 100th career NHL point on second assist (0-2-2) on Oct. 24, 2009 at CGY.

2008.09 Ranked third on the Oilers in power play goals (6) and fifth in points (41) and shots (156)...Recorded his first career hat trick on Mar. 19, 2009 at COL...Played in his 100th career NHL game on Nov. 29, 2008 at STL.

2007.08 Tallied career highs in assists and points in rookie campaign with 13-36-49 in 79 games as the youngest player in the NHL, finishing third among league rookies in assists and fifth in points...Also finished second on the Oilers in assists and third in points...Named to the NHL YoungStars Game as part of 2008 NHL All-Star Weekend.



88

ADAM GAUDETTE

(A-duhm gaw-DEHT)

POSITION CENTRE

SHOOTS RIGHT

HEIGHT 6'1"

WEIGHT 170 LBS

BIRTHPLACE
BRAINTREE, MA

BORN OCT. 3, 1996



DRAFTED

Vancouver's fifth round selection,
149th overall in the 2015 NHL Entry
Draft.

@Hockey_Gaud

gaudette18

CAREER HIGHLIGHTS

2017.18: Completed his third and final season with Northeastern University, recording 60 points (30-30-60) in 38 games played ... Named Assistant Captain of Northeastern ... Led all NCAA leagues in goals and points ... Finished 2nd in assists in the Hockey East league ... Ranked 3rd on his team in penalty minutes (41) ... Received the Hobey Baker Award given to the top NCAA-wide player ... Named to the NCAA East First All-American Team ... Received the Three Stars Award, Player of the Year and was named to the First All-Star Team in the Hockey East League ... Was named Best Forward, MVP and received the Walter Brown Award for the top American-born player in the New England division ... Played his first NHL games with the Vancouver Canucks, appearing in 5 contests and earning a +2 rating.

2016.17: Completed his second season with Northeastern University, recording 52 points (26-26-52) in 37 games played ... Ranked 2nd in Hockey East league-wide goals behind teammate Zach Aston-Reese, finishing in a tie for 4th overall in league scoring ... Finished 4th on his team in assists ... Named to the Hockey East Third All-Star Team.

2015.16: Completed his first NCAA season with Northeastern University, recording 30 points (12-18-30) in 41 games played ... Ranked third on his team in goals, finishing 5th in overall scoring ... Tied for fifth on the team in penalty minutes (20) ... Recorded 9 points (3-6-9) in 13 playoff games, ranking 5th in team playoff scoring and helping Northeastern capture the Hockey East Championship.

2014.15: Skated in USHL games with the Cedar Rapids RoughRiders, recording 30 points (13-17-30) in 50 games played ... Led his team in plus/minus (+23) ... Ranked tied for 2nd on his team in penalty minutes (55) ... Additionally skated in 3 playoff contests, recording 4 penalty minutes ... Represented Team USA alongside Brock Boeser in the 2014 World Junior A Challenge, helping his team capture the gold medal ... Drafted in the fifth round by Vancouver.

REGULAR SEASON

SEASON	CLUB	LEA	GP	G	A	PTS	PIM
2014.15	Cedar Rapids	USHL	50	13	17	30	55
2015.16	Northeastern	NCAA	41	12	18	30	20
2016.17	Northeastern	NCAA	37	26	26	52	20
2017.18	Vancouver	NHL	5	0	0	0	0
	Northeastern	NCAA	38	30	30	60	41
NHL/VANCOUVER TOTALS			5	0	0	0	0

PLAYOFFS

GP	G	A	PTS	PIM
3	0	0	0	4
-	-	-	-	-
-	-	-	-	-
-	-	-	-	-
-	-	-	-	-
-	-	-	-	-
-	-	-	-	-

2017.18 GAME BY GAME

07-Apr @ EDM	0	0	0	1	3	12:33
05-Apr vs ARI	0	0	0	1	1	13:04
03-Apr vs VGK	0	0	0	0	0	14:32
31-Mar vs CBJ	0	0	0	3	3	13:08
29-Mar vs EDM	0	0	0	2	10:39	
27-Mar vs ANA	Not Signed					
25-Mar @ DAL	Not Signed					
23-Mar @ STL	Not Signed					
22-Mar @ CHI	Not Signed					
20-Mar @ VGK	Not Signed					
17-Mar vs SJS	Not Signed					
14-Mar @ ANA	Not Signed					
12-Mar @ LAK	Not Signed					
11-Mar @ ARI	Not Signed					
09-Mar vs MIN	Not Signed					
07-Mar vs ARI	Not Signed					
05-Mar vs NYI	Not Signed					
02-Mar vs NSH	Not Signed					
28-Feb vs NYR	Not Signed					
26-Feb @ COL	Not Signed					
25-Feb @ ARI	Not Signed					
23-Feb @ VGK	Not Signed					
20-Feb @ COL	Not Signed					
17-Feb vs BOS	Not Signed					
15-Feb @ SJS	Not Signed					
14-Feb vs FLA	Not Signed					
11-Feb @ DAL	Not Signed					
09-Feb @ CAR	Not Signed					
08-Feb @ TBL	Not Signed					
06-Feb @ FLA	Not Signed					
03-Feb vs TBL	Not Signed					
01-Feb vs CHI	Not Signed					
30-Jan vs COL	Not Signed					
25-Jan vs BUF	Not Signed					
23-Jan vs LAK	Not Signed					
21-Jan @ WPG	Not Signed					
20-Jan @ EDM	Not Signed					
14-Jan @ MIN	Not Signed					
12-Jan @ CBJ	Not Signed					
09-Jan @ WSH	Not Signed					
07-Jan @ MTL	Not Signed					
06-Jan @ TOR	Not Signed					
02-Jan vs ANA	Not Signed					
30-Dec vs LAK	Not Signed					
28-Dec vs CHI	Not Signed					
23-Dec vs STL	Not Signed					
21-Dec @ SJS	Not Signed					
19-Dec vs MTL	Not Signed					
17-Dec vs CGY	Not Signed					
15-Dec vs SJS	Not Signed					
13-Dec vs NSH	Not Signed					
11-Dec @ WPG	Not Signed					
09-Dec @ CGY	Not Signed					
07-Dec vs PHI	Not Signed					
05-Dec vs CAR	Not Signed					
02-Dec vs TOR	Not Signed					
30-Nov @ NSH	Not Signed					
28-Nov @ NYI	Not Signed					
26-Nov @ NYR	Not Signed					
24-Nov @ NJD	Not Signed					
22-Nov @ PIT	Not Signed					
21-Nov @ PHI	Not Signed					
18-Nov vs STL	Not Signed					
16-Nov vs VGK	Not Signed					
14-Nov @ LAK	Not Signed					
11-Nov @ SJS	Not Signed					
09-Nov @ ANA	Not Signed					
07-Nov @ CGY	Not Signed					
06-Nov vs DET	Not Signed					
04-Nov vs PIT	Not Signed					
01-Nov vs NJD	Not Signed					
30-Oct @ DAL	Not Signed					
26-Oct vs WSH	Not Signed					
24-Oct @ MIN	Not Signed					
22-Oct @ DET	Not Signed					
20-Oct @ BUF	Not Signed					
19-Oct @ BOS	Not Signed					
17-Oct @ OTT	Not Signed					
14-Oct vs CGY	Not Signed					
12-Oct vs WPG	Not Signed					
10-Oct vs OTT	Not Signed					
07-Oct vs EDM	Not Signed					

CAREER HIGHS

Most Goals in a Game	0
Most Assists in a Game	0
Most Points in a Game	0
Hat Tricks	0
Game-Winning Goals	0
Power Play Goals	0
Shorthanded Goals	0
Overtime Points	0-0-0
Shootout Record	0/0: 0 GDG
Penalty Shot Record	0/0

NHL FIRSTS

First Game	Mar. 29/18 vs. EDM
First Goal	N/A
First Assist	N/A

STREAKS

Goals	N/A
Assists	N/A
Points	N/A

HONOURS

Hobey Baker Award: 2018
 NCAA (Hockey East) Player of the Year: 2018
 NCAA (Hockey East) Scoring Champion: 2018
 NCAA (Hockey East) First All-Star Team: 2018
 NCAA (Hockey East) Three Stars Award: 2018
 NCAA (New England) Best Forward: 2018
 NCAA (New England) DI All-Stars: 2018
 NCAA (New England) MVP: 2018
 NCAA (New England) Walter Brown Award: 2018
 NCAA (East) First All-American Team: 2018
 NCAA (Hockey East) Third All-Star Team: 2017

INTERNATIONAL

World Junior A Challenge: 2014 (Gold)

GAUDETTE vs NHL

TEAM	GP	G	A	PTS	PIM
Arizona	1	0	0	0	0
Columbus	1	0	0	0	0
Edmonton	2	0	0	0	0
Vegas	1	0	0	0	0
Totals	5	0	0	0	0

CAREER HIGHLIGHTS

2017.18 Completed his third NHL season (all with Vancouver) with 6 points (4-2-6) in 37 games... Set a career high in goals (4), points (6), and shots on goal in a season (51)... Made his season debut and recorded 2 hits and 2 blocked shots Nov. 7 at CGY... Played in his 100th career NHL game Dec. 30 vs LAK... Had a career high for points in a single game (2) Feb. 1 vs CHI.

2016.17 Appeared in his second NHL season (all with Vancouver), registering five points (0-5-5) in 57 games... Missed the final 15 games of the season due to injury... Set career highs in games played (57), assists (5), points (5) and PIM (33)... Registered a career-high six hits, Feb. 14 at PIT... Recorded a game-high four hits, Feb. 4 vs MIN... Collected his fourth point/assist of the season, Dec. 23 at CGY... Notched his first point of the season and first career assist, Oct. 16 vs CAR... Also appeared in four games for the Comets, collecting two goals and an assist.

2015.16 Split the season between the Canucks (1-0-1 in 20 games) and the Comets (17-21-38 in 46 games) in his second season of professional hockey... Notched his first NHL goal, Oct. 30 at ARI and made his NHL debut the night prior, Oct. 29 at DAL... As a Comet, his 17 goals were both a career-high and a team-high while his 38 points ranked him second on the team in scoring... Matched the AHL record for the fastest goal to start overtime (5 seconds), Feb. 6... Also appeared in four AHL playoff games, registering four penalty minutes.

2014.15 Appeared in his first season of professional hockey, registering 29 points (11-18-29) and 31 penalty minutes in 74 games with the Utica Comets... Recorded his first multi-point AHL game, Jan. 10 vs Adirondack... Recorded his first AHL goal (and GWG), Oct. 17 at San Antonio... Recorded his first AHL point with an assist, Oct. 12 at Toronto... Made his professional hockey debut, Oct. 11 at Toronto.

50 BRENDAN GAUNCE

(BREHN-duhn GAWNS)

POSITION CENTRE

SHOOTS LEFT

HEIGHT 6'2"

WEIGHT 219 LBS

BIRTHPLACE
SUDBURY, ON

BORN MAR. 25, 1994



DRAFTED

Vancouver's first round selection, 26th overall, in the 2012 NHL Entry Draft.



@BrendanGaunce16

REGULAR SEASON

PLAYOFFS

2017.18 GAME BY GAME

SEASON	CLUB	LEA	GP	G	A	PTS	PIM	GP	G	A	PTS	PIM
2009.10	Markham	OJHL	1	0	0	0	0	-	-	-	-	-
2010.11	Belleville	OHL	65	11	25	36	40	4	0	0	0	4
2011.12	Belleville	OHL	68	28	40	68	68	6	1	2	3	2
2012.13	Belleville	OHL	60	33	27	60	44	17	8	14	22	10
2013.14	Belleville	OHL	22	10	16	26	27	-	-	-	-	-
	Erie	OHL	43	21	25	46	32	14	5	11	16	16
2014.15	Utica	AHL	74	11	18	29	31	21	4	5	9	12
2015.16	Vancouver	NHL	20	1	0	1	2	-	-	-	-	-
	Utica	AHL	46	17	21	38	16	4	0	0	0	4
2016.17	Vancouver	NHL	57	0	5	5	33	-	-	-	-	-
	Utica	AHL	4	2	1	3	2	-	-	-	-	-
2017.18	Vancouver	NHL	37	4	2	6	10	-	-	-	-	-
VANCOUVER/NHL TOTALS			114	5	7	12	45	-	-	-	-	-

CAREER HIGHS

Most Goals in a Game	2: FEB. 1/18 vs CHI
Most Assists in a Game	1: SEVEN TIMES—LATEST APR. 3/18 vs VGK
Most Points in a Game	2: FEB. 1/18 vs CHI: 2-0-2
Hat Tricks	0
Game-Winning Goals	1: Jan. 12/18 at CBJ
Power Play Goals	1: Jan. 12/18 at CBJ
Shorthanded Goals	0
Overtime Points	0-0-0
Shootout Record	0/0: 0 GDG
Penalty Shot Record	0/0

NHL FIRSTS

First Game	Oct. 29/15 at DAL
First Goal	Oct. 30/15 at ARI
First Assist	Oct. 16/16 vs CAR

STREAKS

Goals	N/A
Assists	N/A
Points	N/A

HONOURS

CHL Top Prospects Game: 2012

INTERNATIONAL

U-18 Ivan Hlinka Memorial Tournament: 2012 (Gold)
 U-18 World Junior Championships: 2012 (Bronze)
 World U-17 Hockey Challenge: 2011 (Gold)

GAUNCE vs NHL

TEAM	GP	G	A	PTS	PIM	TEAM	GP	G	A	PTS	PIM
Anaheim Ducks	7	0	0	0	2	Nashville Predators	5	0	0	0	2
Arizona Coyotes	7	1	0	1	0	New Jersey Devils	3	0	0	0	5
Buffalo Sabres	1	0	0	0	0	New York Islanders	3	0	0	0	4
Calgary Flames	9	0	1	1	2	New York Rangers	3	0	1	1	0
Carolina Hurricanes	2	0	1	1	2	Ottawa Senators	2	0	0	0	0
Chicago Blackhawks	5	2	0	2	0	Philadelphia Flyers	4	0	0	0	0
Colorado Avalanche	5	0	0	0	0	Pittsburgh Penguins	2	0	1	1	0
Columbus Blue Jackets	1	1	0	1	0	St. Louis Blues	4	0	0	0	0
Dallas Stars	3	0	0	0	2	San Jose Sharks	9	1	1	2	0
Detroit Red Wings	2	0	0	0	4	Tampa Bay Lightning	2	0	1	1	4
Edmonton Oilers	7	0	0	0	2	Toronto Maple Leafs	4	0	0	0	12
Florida Panthers	3	0	0	0	0	Vegas Golden Knights	2	0	1	1	0
Los Angeles Kings	7	0	0	0	2	Washington Capitals	2	0	0	0	0
Minnesota Wild	3	0	0	0	0	Winnipeg Jets	3	0	0	0	2
Montreal Canadiens	4	0	0	0	0	TOTALS	114	5	7	12	45

07-Apr	@ EDM	DNP										
05-Apr	vs ARI	0	0	0	0	0	9:56					
03-Apr	vs VGK	0	1	1	0	0	10:52					
31-Mar	vs CBJ	DNP										
29-Mar	vs EDM	0	0	0	0	0	9:02					
27-Mar	vs ANA	INI										
25-Mar	@ DAL	INI										
23-Mar	@ STL	INI										
22-Mar	@ CHI	INI										
20-Mar	@ VGK	INI										
17-Mar	vs SJS	INI										
14-Mar	@ ANA	INI										
13-Mar	@ LAK	INI										
11-Mar	@ ARI	INI										
09-Mar	vs MIN	INI										
07-Mar	vs ARI	INI										
05-Mar	vs NYI	INI										
02-Mar	vs NSH	INI										
28-Feb	vs NYR	INI										
26-Feb	@ COL	INI										
25-Feb	@ ARI	INI										
23-Feb	@ VGK	INI										
20-Feb	vs COL	INI										
17-Feb	vs BOS	INI										
15-Feb	@ SJS	INI										
14-Feb	vs FLA	INI										
11-Feb	@ DAL	INI										
09-Feb	@ CAR	INI										
08-Feb	@ TBL	INI										
06-Feb	@ FLA	0	0	0	0	0	6:46					
03-Feb	vs TBL	0	0	0	-1	2	10:01					
01-Feb	vs CHI	2	0	2	2	0	17:54					
30-Jan	vs COI	0	0	0	0	0	13:40					
23-Jan	vs BUF	DNP										
23-Jan	vs LAK	DNP										
21-Jan	@ WPG	0	0	0	0	0	8:25					
20-Jan	@ EDM	0	0	0	-2	0	11:56					
14-Jan	@ MIN	0	0	0	0	0	10:57					
12-Jan	@ CBJ	1(W)	0	1	1	0	15:49					
09-Jan	@ WSH	DNP										
07-Jan	@ MTL	0	0	0	0	0	11:09					
06-Jan	@ TOR	0	0	0	0	0	12:57					
02-Jan	vs ANA	0	0	0	0	0	9:46					
30-Dec	vs LAK	0	0	0	0	0	11:27					
28-Dec	vs CHI	0	0	0	0	0	16:56					
23-Dec	vs STL	0	0	0	0	0	13:44					
21-Dec	@ SJS	1	0	1	1	0	18:15					
19-Dec	vs MTL	0	0	0	0	0	13:32					
17-Dec	vs CGY	0	0	0	0	0	14:52					
15-Dec	vs SJS	0	0	0	0	0	17:28					
13-Dec	vs NSH	0	0	0	-1	0	12:27					
11-Dec	@ WPG	0	0	0	-1	2	10:20					
09-Dec	@ CGY	0	0	1	1	2	16:42					
07-Dec	vs PHI	0	0	0	0	0	15:42					
05-Dec	vs CAR	0	0	0	0	0	17:27					
02-Dec	vs TOR	0	0	1	0	0	13:05					
30-Nov	@ NSH	0	0	0	-1	0	14:01					
28-Nov	@ NYI	0	0	0	0	2	14:07					
26-Nov	@ NYR	0	0	1	0	0	13:33					
24-Nov	@ NJD	0	0	0	-1	0	12:30					
22-Nov	@ PIT	0	1	1	1	0	18:21					
21-Nov	@ PHI	0	0	0	-1	0	15:22					
18-Nov	vs STL	DNP										
16-Nov	vs VGK	0	0	0	0	0	11:38					
14-Nov	@ LAK	0	0	0	0	2	13:40					
11-Nov	@ SJS	DNP										
09-Nov	@ ANA	0	0	0	0	0	11:15					
07-Nov	@ CGY	0	0	0	-1	0	16:54					
06-Nov	vs DET	INI										
04-Nov	vs PIT	INI										
01-Nov	vs NJD	INI										
30-Oct	@ DAL	INI										
26-Oct	vs WSH	INI										
24-Oct	@ MIN	INI										
23-Oct	@ DET	INI										
20-Oct	@ BUF	INI										
19-Oct	@ BOS	INI										
17-Oct	@ OTT	INI										
14-Oct	vs CGY	INI										
12-Oct	vs WPG	INI										
10-Oct	vs OTT	INI										
07-Oct	vs EDM	INI										

NHL MILESTONES

100th NHL Game Dec. 30/17 vs LAK



60

MARKUS GRANLUND

(mahr-KUHS GRAN-luhnd)

POSITION CENTRE

SHOOTS LEFT

HEIGHT 6'0"

WEIGHT 180 LBS

BIRTHPLACE

OULU, FIN

BORN APR. 16, 1993



DRAFTED

Calgary's second round selection,
45th overall in the 2011 NHL
Entry Draft.

ACQUIRED

From the Calgary Flames in
exchange for Hunter Shinkaruk
on February 22, 2016.

 @GranlundMa

 amgeee

CAREER HIGHLIGHTS

2017.18 Finished his fifth season in the NHL (third with Vancouver) collecting 12 points (8-4-12) and 8 penalty minutes in 53 games...Scored his first goal and assist of the season Oct. 20 at BUF...Scored the game-winning goal Oct. 26 vs. WSH...Recorded a season high for most goals in a game (2) Dec. 15 vs. SJS...Played his 200th NHL game Dec. 9 at CGY and registered an assist...Tied for the team lead for shorthanded goals (2)...Scored a goal in two consecutive games Dec. 15-17 (3-0-0)...Had a season high in blocks Nov. 9 at ANA (2).

2016.17 Completed his fourth NHL season and second with the Canucks, recording career highs in games played (69), goals (9), assists (13) and points (32)...Was named the Canucks' "unsung hero", winning the Fred J. Hume Award at the conclusion of the season...Notched a career-high 7 shots, Mar. 18 at EDM...Established a new season-high with his 11th assist, Feb. 16 at STL...Had a career-high 4 game point streak (2-2-4), Feb. 7-12...Recorded his 3rd PPG of the season, Feb. 11 at BOS...Tied a career-high with 2 goals and set a new career-high for goals (11) and points (19) in a season, Jan. 12 at PHL...Recorded his 7th goal of the season, Dec. 22 vs WPG...Notched his first shootout goal (and game-deciding goal), Nov. 26 at COL...Registered his third goal and first power-play goal of the year, Nov. 7 at NYL...Notched his first goal and assist of the season, Oct. 16 vs CAR.

2015.16 Completed his third NHL season, splitting the season between Vancouver (2-1-3) and Calgary (4-3-7)...Notched his first goal (and game-winner) in a Canucks uniform, Mar. 9 vs ARL...Made his Canucks debut and notched his first point (assist) in a Vancouver uniform, Feb. 25 vs OTT...Acquired from the Calgary Flames in exchange for Hunter Shinkaruk, Feb. 22...Registered a season-high two points (1-1-2), Feb. 9 vs TOR...Notched a goal in consecutive games, Dec. 8 vs SJ and Dec. 10 vs BUF.

2014.15 Appeared in his second NHL season with Calgary, establishing career-highs in games played (48), goals (8), assists (10), points (18), and shots on goal (65)...Had three multi-point games including a career-high two-goal game, Apr. 4 at EDM...Scored his first career game-winning goal, Dec. 29 vs LA...Scored his first powerplay goal, Dec. 9 at TOR...Appeared in 21 games with Adirondack, registering 17 points (9-8-17) with 14 penalty minutes...Saw action in his first NHL postseason where he played three games and registered an assist.

2013.14 Appeared in his first NHL season with Calgary, registering three points (2-1-3) in seven games...Made his NHL debut, Feb. 27 vs LA...Notched his first career assist/point, Mar. 3 at MIN and registered his first career goal, Mar. 5 vs OTT...Scored his first career shorthanded goal, Mar. 7 vs NYL...Played 52 games for the Abbotsford Heat where he finished second in goals (25) and third in points (46)...Also notched 5 points (2-3-5) in four AHL playoff games.

2012.13 Skated in his second season with HIFK Helsinki, ranking second on the team in scoring with 30 points (10-20-30) in 50 games played...Also notched three points (1-2-3) in five playoff games...Represented Finland at the World Junior Championships, scoring 12 points (5-7-12) in six games...Signed his first NHL deal with Calgary in April 2013.

2011.12 Made his professional hockey debut playing for HIFK Helsinki, notching 34 points (15-19-34) in 47 games...Represented Finland at the IIHF World Junior Championships, registering seven points (2-5-7) in seven games.

REGULAR SEASON

PLAYOFFS

2017.18 GAME BY GAME

SEASON	CLUB	LEA	GP	G	A	PTS	PIM	GP	G	A	PTS	PIM	
2010.11	Finland U-20	Mesti	6	3	3	6	6						
		Helsinki	SM-li	2	0	0	0	0					
2011.12	Helsinki	SM-li	47	15	19	34	18	3	0	0	0	0	
		Kiekko-Vanta	Mesti	1	0	0	0	0					
2012.13	Helsinki	SM-li	50	10	20	30	18	5	1	2	3	4	
2013.14	Calgary	NHL	7	2	1	3	0						
2014.15	Calgary	Abbotsford	AHL	52	25	21	46	22	4	2	3	5	2
		NHL	48	8	10	18	16	3	0	1	1	0	
		Adirondack	AHL	21	9	8	17	14					
2015.16	Calgary	NHL	31	4	3	7	8						
		Vancouver	NHL	16	2	1	3	6					
2016.17	Vancouver	AHL	12	5	4	9	10						
		NHL	69	19	13	32	14						
2017.18	Vancouver	NHL	53	8	4	12	8						
VANCOUVER TOTALS			138	29	18	47	28						
NHL TOTALS			224	43	32	75	52	3	0	1	1	0	

CAREER HIGHS

Most Goals in a Game	2: FIVE TIMES—LATEST DEC. 15/17 vs SJS
Most Assists in a Game	2: TWICE—LATEST DEC. 16/16 vs TB
Most Points in a Game	3: JAN. 6/17 vs CGY: 2-1-3
Hat Tricks	0
Game-Winning Goals	6: LATEST OCT. 26/17 vs WSH
Power Play Goals	6: LATEST DEC. 17/17 vs CGY
Shorthanded Goals	4: LATEST FEB. 6/18 at FLA
Overtime Points	2-0-2
Shootout Record	3/7: 1 GDG
Penalty Shot Record	0/0

NHL FIRSTS

First Game	Feb. 27/14 vs LA
First Goal	Mar. 5/14 vs OTT
First Assist	Mar. 3/14 at MIN

STREAKS

Goals	N/A
Assists	3 games (Nov. 15-20/14: 4 assists)
Points	4 games (Feb. 7-12/17: 2-2-4)

HONOURS

Fred J Hume Award (Unsung Hero): 2017
 SM-liiga Most Points by Rookie: 2012
 SM-liiga Most Goals by Rookie: 2012
 SM-liiga Most Assists by Rookie: 2012

INTERNATIONAL

World Junior Championships: 2013, 2012
 World U18 Championships: 2011, 2010 (Bronze)
 World U-17 Hockey Challenge: 2010

GRANLUND vs NHL

TEAM	GP	G	A	PTS	PIM	TEAM	GP	G	A	PTS	PIM
Anaheim Ducks	12	1	2	3	2	Nashville Predators	9	1	1	2	4
Arizona Coyotes	11	1	1	2	0	New Jersey Devils	7	0	0	0	0
Boston Bruins	4	3	0	3	2	New York Islanders	7	2	1	3	0
Buffalo Sabres	6	2	2	4	2	New York Rangers	6	1	0	1	4
Calgary Flames	9	3	2	5	0	Ottawa Senators	7	2	2	4	0
Carolina Hurricanes	5	2	4	4	2	Philadelphia Flyers	5	3	0	3	0
Chicago Blackhawks	6	0	1	1	0	Pittsburgh Penguins	4	0	1	1	2
Colorado Avalanche	7	1	2	3	2	St. Louis Blues	6	1	1	2	2
Columbus Blue Jackets	5	0	2	2	0	San Jose Sharks	17	5	0	5	6
Dallas Stars	10	1	3	4	6	Tampa Bay Lightning	6	0	3	3	2
Detroit Red Wings	5	1	0	1	0	Toronto Maple Leafs	6	3	1	4	0
Edmonton Oilers	14	2	1	3	6	Vancouver Canucks	3	0	1	1	2
Florida Panthers	6	1	1	2	0	Vegas Golden Knights	1	0	0	0	0
Los Angeles Kings	15	2	1	3	2	Washington Capitals	5	2	0	2	2
Minnesota Wild	7	1	1	2	4	Winnipeg Jets	8	1	0	1	0
Montreal Canadiens	5	1	0	1	0	TOTALS	224	43	32	75	52

07-Apr @ EDM	INJ											
05-Apr vs ARI	INJ											
03-Apr vs VGK	INJ											
31-Mar vs CBJ	INJ											
29-Mar vs EDM	INI											
27-Mar vs ANA	INI											
25-Mar @ DAL	INI											
23-Mar @ STL	INI											
22-Mar @ CHI	INI											
20-Mar @ VGK	INI											
17-Mar vs SJS	INI											
14-Mar @ ANA	INI											
13-Mar @ LAK	INI											
11-Mar @ ARI	INI											
09-Mar vs MIN	INI											
07-Mar vs ARI	INI											
05-Mar vs NYI	INI											
02-Mar vs NSH	INI											
28-Feb vs NYR	INI											
26-Feb @ COL	INI											
25-Feb @ ARI	INI											
23-Feb @ VGK	INI											
20-Feb vs COL	INI											
17-Feb vs BOS	INI											
15-Feb @ SJS	INI											
14-Feb vs FLA	INI											
11-Feb @ DAL	INI											
09-Feb @ CAR	INI											
08-Feb @ TBL	0	0	0	0	0	7:21						
06-Feb @ FLA	1	0	1	1	0	14:30						
03-Feb vs TBL	0	0	0	-1	0	20:38						
01-Feb vs CHI	0	0	0	0	0	14:55						
30-Jan vs COL	0	0	0	0	0	16:38						
25-Jan vs BUF	0	0	0	0	0	15:40						
23-Jan vs LAK	0	0	-1	0	0	16:06						
21-Jan @ WPG	0	0	0	0	0	17:35						
20-Jan @ EDM	0	0	1	0	0	18:28						
14-Jan @ MIN	0	0	0	0	0	19:16						
12-Jan @ CBJ	0	1	1	1	0	16:44						
09-Jan @ WSH	0	0	0	-3	2	14:40						
07-Jan @ MTL	0	0	0	0	0	19:38						
06-Jan @ TOR	0	0	0	-1	0	19:06						
02-Jan vs ANA	0	0	0	-1	0	19:40						
30-Dec vs LAK	0	1	1	2	2	15:00						
28-Dec vs CHI	0	0	-1	0	0	15:02						
23-Dec vs STL	0	0	0	0	0	14:02						
21-Dec @ SJS	0	0	0	0	0	12:48						
19-Dec vs MTL	0	0	0	0	0	15:03						
17-Dec vs CGY	1	1	-1	0	0	18:21						
15-Dec vs SJS	2	0	2	1	0	19:29						
13-Dec vs NSH	0	0	0	-2	2	18:28						
11-Dec @ WPG	0	0	0	0	0	14:33						
09-Dec @ CGY	0	1	1	-2	0	16:50						
07-Dec vs PHI	0	0	-1	0	0	17:13						
05-Dec vs CAR	0	0	0	0	0	14:55						
02-Dec vs TOR	1	0	1	1	0	16:10						
30-Nov @ NSH	0	0	-1	2	0	12:10						
28-Nov @ NYI	0	0	-2	0	0	15:16						
26-Nov @ NYR	0	0	1	0	0	12:59						
24-Nov @ NJD	0	0	0	0	0	13:46						
22-Nov @ PIT	0	0	1	0	0	15:32						
21-Nov @ PHI	0	0	1	0	0	16:57						
18-Nov vs STL	1	0	1	1	0	15:38						
16-Nov vs VGK	0	0	0	-1	0	13:38						
14-Nov @ LAK	0	0	-1	0	0	14:03						
11-Nov @ SJS	0	0	0	0	0	12:23						
09-Nov @ ANA	0	0	0	0	0	14:32						
07-Nov @ CGY	INI											
06-Nov vs DET	0	0	0	-2	0	16:16						
04-Nov vs PIT	0	0	0	-1	0	17:23						
01-Nov vs NJD	0	0	0	0	0	17:12						
30-Oct vs DAL	0	0	0	0	0	22:25						
26-Oct vs WSH (W)	1	1	1	0	0	18:37						
24-Oct @ MIN	0	0	0	0	0	15:37						
22-Oct @ DET	0	0	0	-1	0	15:52						
20-Oct @ BUF	1	1	1	0	0	16:41						
19-Oct @ BOS	0	0	0	0	0	15:43						
17-Oct @ OTT	0	0	0	0	0	19:27						
14-Oct vs CGY	0	0	-2	0	0	20:27						
12-Oct vs WPG	0	0	1	0	0	15:10						
10-Oct vs OTT	0	0	0	0	0	18:08						
07-Oct vs EDM	0	0	1	0	0	18:13						



44
ERIK
GUDBRANSON

(AIR-ihk gudh-BRAN-sun)

POSITION DEFENCEMAN

SHOOTS RIGHT

HEIGHT 6'5"

WEIGHT 217 LBS

BIRTHPLACE

OTTAWA, ON

BORN JAN. 7, 1992



DRAFTED

Florida's first round selection, 3rd overall in the 2010 NHL Entry Draft.

ACQUIRED

From the Florida Panthers along with a 2016 fifth round selection (Cole Candella) in exchange for Jared McCann, a 2016 second round selection (Rasmus Asplund) and a 2016 fourth round selection (Jonathan Ang).

 @Guddy44

 guddy44

CAREER HIGHLIGHTS

2017.18 Finished his seventh NHL season (second with Vancouver) collecting 5 points (2-3-5) and 35 penalty minutes in 52 games...Recorded an assist in two consecutive games Dec. 19-21...Tied a career high for hits in a single game (8) Nov. 4 vs. PIT...Registered a season high in shots (4) Oct. 10 vs. OTT...Scored his first goal of the season Jan. 12 vs. CBJ.

2016.17 Appeared in his sixth NHL season (and first with Vancouver) recording six points (1-5-6) and 18 PIM in 30 games...He ranked second in hits/GP with 2.2 (min 30 games played), and tied for third in blocked shots per game (15)...Missed 48 games this season due to injury...Had a game-high 5 blocked shots, Dec. 11 at WSH...Collected his first career GWG, Dec. 8 at TB...Notched his first multi-point game of the season (and first since Feb. 10/15 vs ANA), Dec. 8 at TB...Notched an assist on the opening goal, Oct. 29 vs WSH...Collected four hits, his most in a Canucks uniform, Oct. 25 vs OTT...Recorded his first point as a Canuck (0-1-1), Oct. 18 vs STL...Had a season-high four shots, Oct. 16 vs CAR...Made his Canucks debut, Oct. 15 vs CGY.

2015.16 Completed his fifth NHL season, fifth with Florida, registering nine points (2-7-9) along with four penalty minutes in 64 games...Ranked third on the team in hits (150), fourth in blocked shots (73), and fourth in average TOI (20:06)...Appeared in his 300th career NHL game, Mar. 1 at WPG...Led Florida D-men in average ice time in the 2016 playoffs (26:54) in addition to ranking second on the team in blocked shots (8) in six game...Also appeared in six playoff games.

2014.15 Completed his fourth NHL season, fourth with Florida...Scored fourth goal of the season to reach a career-high in goals, Mar. 7 vs NYL...Recorded first multi-assist game of his career (0-2-2) Feb. 10 vs ANA...Played 200th career game Dec. 22 vs PIT...Recorded a career-high eight hits on Dec. 18 at PHL...Recorded his first goal of the season, four PIMs and three shots Oct. 9 at TB.

2013.14 Completed his third NHL season, third with Florida...Recorded career-high points (9), goals (3) and PIMs (14)...Recorded points in back-to-back games, Apr. 6-8 (1-1-2)...Recorded a goal and an assist, Dec. 5 vs WPG...Registered first assist of the season, Oct. 25 vs BUF.

2012.13 Completed his second NHL season, second with Florida...Played in 100th NHL game, Apr. 7 vs OTT...Recorded a season-high of six hits Feb. 26 vs PIT...Recorded first point of the season (assist) Feb. 12 vs WSH...Recorded a shot on 21:02 TOI in season debut, Feb. 7 at PHL...Appeared in two games for conditioning assignment with San Antonio.

2011.12 Completed his first NHL season, first with Florida...Led team in hits (154)...Had a career-high +2 rating along with an assist, Feb. 28 at TOR...Had career-high seven hits, Feb. 23 vs MIN...Had career-high 21:16 TOI, Feb. 15 vs OTT...Recorded first NHL goal, Dec. 11 at NYR...Earned first career NHL point and tied career high with +1 rating, Dec. 1 at LA...Had career-high five shots, Nov. 23 vs NVR...Had career-high three blocked shots, Oct. 27 at OTT...Totalled career-high 19 PIM, had first career fight (S. Downie), Oct. 15 vs TB...Made NHL debut, Oct. 8 at NYL...Played in all seven playoff games...Career-high TOI in Game 7 vs NJ 21:04...Made playoff debut in Game One, Apr. 13 vs NJ.

REGULAR SEASON

PLAYOFFS

2017.18 GAME BY GAME

SEASON	CLUB	LEA	GP	G	A	PTS	PIM	GP	G	A	PTS	PIM
2008.09	Kingston	OHL	63	3	19	22	69	-	-	-	-	-
2009.10	Kingston	OHL	41	2	21	23	68	7	1	2	3	6
2010.11	Kingston	OHL	44	12	22	34	105	5	1	3	4	10
2011.12	Florida	NHL	72	2	6	8	78	7	0	0	0	8
2012.13	Florida	NHL	32	0	4	4	47	-	-	-	-	-
	San Antonio	AHL	2	0	0	0	2	-	-	-	-	-
2013.14	Florida	NHL	65	3	6	9	114	-	-	-	-	-
2014.15	Florida	NHL	76	4	9	13	58	-	-	-	-	-
2015.16	Florida	NHL	64	2	7	9	49	6	0	0	0	2
2016.17	Vancouver	NHL	30	1	5	6	18	-	-	-	-	-
2017.18	Vancouver	NHL	52	2	3	5	35	-	-	-	-	-
VANCOUVER TOTALS			82	3	8	11	53	-	-	-	-	-
NHL TOTALS			391	14	40	54	399	13	0	0	0	10

CAREER HIGHS

Most Goals in a Game	1: 14x - LATEST FEB. 11/18 at DAL
Most Assists in a Game	2: FEB. 10/15 vs ANA
Most Points in a Game	2: FOUR TIMES - LATEST DEC. 8/16 at TB: 1-1-2
Hat Tricks	0
Game-Winning Goals	1: DEC. 8/16 at TB
Power Play Goals	0
Shorthanded Goals	0
Overtime Points	0-0-0
Shootout Record	0/0: 0 GDG
Penalty Shot Record	0/0

NHL FIRSTS

First Game	Oct. 8/11 at NYI
First Goal	Dec. 11/11 at NY
First Assist	Dec. 1/11 at LA

STREAKS

Goals	N/A
Assists	N/A
Points	N/A

HONOURS

OHL Scholastic Player of the Year: 2010
OHL Second All-Rookie Team: 2009

INTERNATIONAL

World Championships: 2014
World Junior Championships: 2011 (Silver)
World U-18 Championships: 2010, 2009
World U-17 Challenge: 2009 (Gold)

GUDBRANSON vs NHL

TEAM	GP	G	A	PTS	PIM	TEAM	GP	G	A	PTS	PIM
Anaheim Ducks	10	1	3	4	2	Nashville Predators	6	0	0	0	0
Arizona Coyotes	10	0	1	1	11	New Jersey Devils	12	0	1	1	6
Boston Bruins	19	0	1	1	26	New York Islanders	17	2	1	3	33
Buffalo Sabres	18	0	2	2	25	New York Rangers	16	1	2	3	2
Calgary Flames	9	0	1	1	4	Ottawa Senators	18	0	1	1	21
Carolina Hurricanes	20	0	3	3	23	Philadelphia Flyers	16	2	2	4	28
Chicago Blackhawks	10	0	0	0	2	Pittsburgh Penguins	15	0	2	2	18
Colorado Avalanche	10	1	0	1	2	St. Louis Blues	9	0	2	2	10
Columbus Blue Jackets	11	1	1	2	17	San Jose Sharks	8	0	2	2	2
Dallas Stars	10	1	1	2	7	Tampa Bay Lightning	21	2	2	4	39
Detroit Red Wings	13	0	1	1	4	Toronto Maple Leafs	16	1	2	3	11
Edmonton Oilers	9	1	0	1	19	Vancouver Canucks	5	0	0	0	0
Florida Panthers	3	0	0	0	0	Vegas Golden Knights	2	0	0	0	0
Los Angeles Kings	11	0	1	1	2	Washington Capitals	22	0	2	2	41
Minnesota Wild	12	0	1	1	0	Winnipeg Jets	14	1	2	3	18
Montreal Canadiens	19	0	3	3	26	TOTALS	391	14	40	54	399

07-Apr @ EDM	INJ											
05-Apr vs ARI	INJ											
03-Apr vs VGK	INJ											
31-Mar vs CBJ	INJ											
29-Mar vs EDM	INJ											
27-Mar vs ANA	INJ											
25-Mar @ DAL	INJ											
23-Mar @ STL	INJ											
22-Mar @ CHI	INJ											
20-Mar @ VGK	INJ											
17-Mar vs SJS	INJ											
14-Mar @ ANA	INJ											
13-Mar @ LAK	0	0	0	0	0	20:32						
11-Mar @ ARI	0	0	0	0	0	18:22						
09-Mar vs MIN	0	1	1	0	0	20:52						
07-Mar vs ARI	0	0	0	0	0	17:56						
05-Mar vs NYI	0	0	0	-1	0	18:39						
02-Mar vs NSH	0	0	0	-1	0	19:10						
28-Feb vs NYR	0	0	0	-1	0	19:15						
26-Feb @ COL	0	0	0	0	0	23:17						
25-Feb @ ARI	0	0	0	0	2	21:28						
23-Feb @ VGK	0	0	0	-2	0	21:37						
20-Feb vs COL	0	0	0	1	0	21:09						
17-Feb vs BOS	0	0	1	0	0	23:05						
15-Feb @ SJS	0	0	0	-1	0	22:10						
14-Feb vs FLA	0	0	0	-3	0	17:30						
11-Feb @ DAL	1	0	1	3	0	18:33						
09-Feb @ CAR	0	0	0	0	2	19:23						
08-Feb @ TBL	0	0	0	-1	0	19:33						
06-Feb @ FLA	0	0	0	-1	0	15:22						
03-Feb vs TBL	0	0	0	0	0	17:04						
01-Feb vs CHI	0	0	0	0	0	15:44						
30-Jan vs COL	INJ											
25-Jan vs BUF	INJ											
23-Jan vs LAK	INJ											
21-Jan @ WPG	INJ											
20-Jan @ EDM	INJ											
14-Jan @ MIN	0	0	0	-1	0	19:03						
12-Jan @ CBJ	1	0	1	1	0	19:38						
09-Jan @ WSH	0	0	0	-2	0	16:11						
07-Jan @ MTL	0	0	0	0	0	18:38						
06-Jan @ TOR	0	0	0	0	2	23:01						
02-Jan vs ANA	0	0	0	0	0	18:19						
30-Dec vs LAK	0	0	0	-1	0	17:28						
28-Dec vs CHI	0	0	0	-1	0	16:17						
23-Dec vs STL	0	0	0	0	0	13:35						
21-Dec @ SJS	0	1	1	1	0	16:55						
19-Dec vs MTL	0	1	1	-1	0	16:49						
17-Dec vs CGY	INJ											
15-Dec vs SJS	INJ											
13-Dec vs NSH	INJ											
11-Dec @ WPG	INJ											
09-Dec @ CGY	INJ											
07-Dec vs PHI	INJ											
05-Dec vs CAR	INJ											
02-Dec vs TOR	INJ											
30-Nov @ NSH	INJ											
28-Nov @ NYI	INJ											
26-Nov @ NYR	INJ											
24-Nov @ NJD	INJ											
22-Nov @ PIT	0	0	0	0	2	9:46						
21-Nov @ PHI	0	0	0	0	0	20:05						
18-Nov vs STL	0	0	0	1	0	20:53						
16-Nov vs VGK	0	0	0	1	0	19:50						
14-Nov @ LAK	0	0	0	0	0	23:19						
11-Nov @ SJS	0	0	0	-1	0	15:26						
09-Nov @ ANA	0	0	0	0	0	18:16						
07-Nov @ CGY	0	0	0	1	0	17:29						
06-Nov vs DET	0	0	0	0	0	18:59						
04-Nov vs PIT	0	0	0	1	0	22:55						
01-Nov vs NJD	0	0	0	0	0	16:11						
30-Oct @ DAL	0	0	0	0	0	19:16						
26-Oct vs WSH	0	0	0	0	5	17:06						
24-Oct @ MIN	0	0	0	0	0	20:25						
22-Oct @ DET	0	0	0	1	0	20:54						
20-Oct @ BUF	INJ											
19-Oct @ BOS	0	0	0	0	20	1:15						
17-Oct @ OTT	0	0	0	1	0	22:32						
14-Oct vs CGY	0	0	0	0	2	12:08						
12-Oct vs WPG	0	0	0	-2	0	18:06						
10-Oct vs OTT	0	0	0	0	0	20:04						
07-Oct vs EDM	0	0	0	-1	0	17:03						

NHL MILESTONES

100th NHL Game Apr. 7/13 vs OTT
300th NHL Game Mar. 1/16 at WPG



53

BO HORVAT

(BOE Hohrr-vatt)

POSITION CENTRE

SHOOTS LEFT

HEIGHT 6'11"

WEIGHT 215 LBS

BIRTHPLACE

RODNEY, ON


BORN APR. 5, 1995



DRAFTED

Vancouver's first round selection,
9th overall in the 2013 NHL
Entry Draft.

 @BoHorvat

 bohorvat

CAREER HIGHLIGHTS

2017.18 Finished his fourth season in the NHL (all with Vancouver) with 44 points (22-22-44) and 10 penalty minutes in 64 games...Had a career high 4 points (1-3-4) Nov. 4 vs. PIT...Had a season high in assists (3), plus-minus (+4), and hits (3) Nov. 4 vs. PIT...Tied a career high in goals (2) Oct. 7 vs. EDM...Had a season high in shots (6) Feb. 15 at SJS...Recorded a career high in power play goals (10) this season...Scored a shorthanded goal Nov. 28 at NYL...Scored the game-winning goal Nov. 7 at CGY...Won a season high 21 face-offs Jan. 23 vs. LAK...Tied a career high in goals (20) Mar. 22 at CHL...Had a three-game point streak Nov. 4-7 (2-4-6), Nov. 14-18 (2-1-3), and Feb. 28-Mar.5 (2-3-5)...Recorded three points (1-2-3) Feb. 14 vs. FLA and Feb. 28 vs. NYR...Scored a goal in consecutive games Jan. 30 vs. COL and Feb. 1 vs. CHL...Recorded two assists Oct. 22 at DET...Led the team in face-off wins (663) this season...Set a new high for goals (22) this season...Ranked 12th in the NHL in power play face-off wins (110).

2016.17 Completed his third NHL season (all with Vancouver), setting career highs in goals (20), assists (32), points (52), and PIM (27)...Led the team in goals (20), points (52), P/GP (0.64), SHG (2), SHP (2)...Ranked second in assists (32) and faceoff wins (756) and third in shots (158)...Won the Cyclone Taylor award as the Canucks "most valuable player", the Pavel Bure award as the Canucks "most exciting player", and the Cyrus H. McLean Award as the Canucks leading scorer...The third youngest player to lead the team in scoring and the eighth skater to reach 20 goals before the age of 22, Horvat appeared in his first career NHL All-Star Game this past year, collecting three points (1-2-3) in the Pacific Division's first contest against the Central and one goal in the final versus the Metropolitan...Horvat also ranked 12th in the League in faceoff win percentage (50.5%) among players that took over 1480 faceoffs and 19th in total faceoff wins (756)...Notched his 50th point of the season with an assist, Mar. 26 at WPG...Set a career-high with his 41st point of the season (goal), Mar. 2 at SJ...Recorded his 7th multi-point game of the season including his career-high 17th goal, Feb. 12 at BUF...Collected his 100th NHL point with a goal (and also added an assist), Feb. 11 at BOS...Collected his team-high 15th goal and 33rd point, Feb. 4 vs. MIN...Appeared in his 200th career game, Jan. 26 at ARI...Registered a career-high 7-game point streak (3-5-8), Dec. 28-Jan. 7...Tied a career-high with three points (1-2-3), Nov. 23 at ARI.

2015.16 Completed his sophomore NHL season (all with Vancouver), surpassing his rookie totals in goals (16), assists (24), points (40), power play goals (4), power play points (12), game-winning goals (4), OT goals (1) and shots (155)...One of only two Canucks players this season to appear in all 82 games (Daniel Sedin)...Notched nine multipoint games...Tied for the team lead in scoring after the All-Star break notching 18 points (7-11-18) in the final 32 games...Led the team and finished ranked 13th in the league in faceoff wins (760), seventh in defensive zone faceoff wins (345) and seventh in faceoff wins when Vancouver is ahead (272)...Established a new career-high six-game point streak (6-3-9), Jan. 4-15...Appeared in his 100th career NHL game, Dec. 15 at MIN...Collected his first career power-play goal, Oct. 10 vs. CGY.

2014.15 Completed his first NHL campaign, registering 25 points (13-12-25) and averaging 12:15 ice time per game in 68 games played...Ranked first among rookies in face-off win percentage (51.6%) as well as 14th in points, 1-7th in goals and 1-23rd in assists...Skated in a career-high 18:52 TOI, Mar. 28 vs. DAL...Collected a season-high five shots as well as his 10th goal of the season, becoming the first rookie to register 10 goals in his first NHL season since Daniel Sedin (20) did so in 2000.01, Mar. 7 at SJ...Registered five points (3-2-5) in five consecutive games, Feb. 11-19...Established a three-game scoring streak (1-2-3), Jan. 30-Feb. 3...Collected the first game-winning goal of his career, Jan. 19 VAN at FLA...At age 19, became the first teenager to record three points (0-3-3) in one game for the Canucks since Feb. 28, 1990, when Trevor Linden collected 2-1-3 vs. PHI, Nov. 23 vs. CHL...Collected his first NHL career goal, Nov. 20 vs. ANA...Appeared in his first career NHL game, Nov. 4 at COL.



27 BEN HUTTON

(BEHN HUH-tuhn)

POSITION DEFENCE

SHOOTS LEFT

HEIGHT 6'3"

WEIGHT 206 LBS

BIRTHPLACE
PRESCOTT, ON

BORN APR. 20, 1993



DRAFTED

Vancouver's fifth round selection,
147th overall in the 2012 NHL
Entry Draft.

 @bhutt10

 bhutt10

CAREER HIGHLIGHTS

2017.18 Finished his third season in the NHL (all with Vancouver) with 6 points (0-6-6) and 23 penalty minutes in 61 games...Had a season high for most assists in a game (2) Nov. 7 at CGY and Dec. 30 vs. LAK...Blocked a season high four shots Oct. 14 vs. CGY...Tied a career high for most shots in a single game (6) Feb. 28 vs. NYR.

2016.17 Completed his second NHL season (all with Vancouver), surpassing his rookie totals in goals (5) and PIM (31) in 71 games...Led Canucks defencemen in takeaways (31) and power-play points (11) and tied for first in game-winning goals (1) and power-play points (2)...Among Canucks blueliners, he ranked second in goals (5) and third in assists (4), points (19), points per game (0.27), blocks (106) and blocks per game (1.5)...Notched his second career power-play point, Mar. 16 vs DAL...Appeared in his 100th NHL game, Dec. 3 vs TOR...Recorded his first career power-play goal along with an assist, Nov. 29 vs MIN...Signed to a two-year extension, Nov. 24...Became the first Canucks player to score a penalty shot in overtime, Nov. 17 vs ARI...Notched his first assist of the season, Nov. 7 at NYL...Notched his first goal of the season, Oct. 16 vs CAR.

2015.16 Completed his first NHL campaign, leading all Canucks defencemen in scoring with 25 points...Finished the season ranked sixth among NHL rookies in ice time (19:52 TOI/GP) and tied for seventh in rookie assists (24)...Notched four multi-point/assist games...Tied for the team lead in takeaways with 30...Registered a career-high 26:00 TOI, Mar. 3 vs SJ...Recorded a career-high seven blocked shots, Feb. 4 vs CBJ...Notched his first multi-point game, Jan. 23 at PIT...Collected his first NHL goal, Jan. 17 at NYL...Established a career-high three game point/assist streak (0-3-3), Nov. 7-10...Registered a career-high six shots, Oct. 18 vs EDM...Appeared in his first NHL game and notched his first career NHL point, Oct. 7 at CGY.

2014.15 Completed his third season at the University of Maine, registering 21 points (9-12-21) in 39 games...Received a number of accolades from the NCAA, including being named to the first All-Star Team and receiving the award for Best Defenceman...Played his first 4 games of professional hockey with the Utica Comets, registering 1 goal.

REGULAR SEASON

PLAYOFFS

2017.18 GAME BY GAME

SEASON	CLUB	LEA	GP	G	A	PTS	PIM	GP	G	A	PTS	PIM
2008.09	Kemptville	CJHL	4	0	0	0	0					
2009.10	Kemptville	CJHL	60	16	18	34	6					
2010.11	Kemptville	CCHL	61	8	27	35	28					
2011.12	Kemptville	CCHL	35	7	20	27	25					
	Nepean	CCHL	22	4	12	16	6	18	5	8	13	6
2012.13	Maine	NCAA	34	4	11	15	18					
2013.14	Maine	NCAA	35	15	14	29	8					
2014.15	Utica	AHL	4	1	0	1	2					
	Maine	NCAA	39	9	12	21	14					
2015.16	Vancouver	NHL	75	1	24	25	14					
2016.17	Vancouver	NHL	71	5	14	19	31					
2017.18	Vancouver	NHL	61	0	6	6	23					
VANCOUVER/NHL TOTALS			207	6	44	50	68					

CAREER HIGHS

Most Goals in a Game	1: SIX TIMES—LATEST MAR. 16/17 vs DAL
Most Assists in a Game	2: SIX TIMES—LATEST DEC. 30/17 vs LAK
Most Points in a Game	2: SEVEN TIMES - LATEST DEC. 30/17 vs LAK: 0-2-2
Hat Tricks	0
Game-Winning Goals	1: NOV. 17/16 vs ARI
Power Play Goals	2: LATEST MAR. 16/17 vs DAL
Shorthanded Goals	0
Overtime Points	1-0-1
Shootout Record	0/1: 0 GDG
Penalty Shot Record	1/1: NOV. 17/16 vs ARI, (Goal-Domingue)

NHL FIRSTS

First Game	Oct. 7/15 at CGY
First Goal	Jan. 17/16 at NYI
First Assist	Oct. 7/15 at CGY

STREAKS

Goals	N/A
Assists	3 games Twice (latest Mar. 2-5/17: 3 assists)
Points	3 games Twice (latest Mar. 2-5/17: 0-3-3)

HONOURS

Walter (Babe) Pratt Best Defenceman: 2016
NCAA (New England) DI All-Star: 2014
NCAA (New England) Best Defenceman: 2014
NCAA (Hockey East) First All-Star Team: 2014
NCAA (East) Second All-American Team: 2014
CJHL Second All-Star Team: 2012

INTERNATIONAL

World Championships: 2016 (Gold)
World Junior A Challenge: 2011 (Silver)


HUTTON vs NHL

TEAM	GP	G	A	PTS	PIM	TEAM	GP	G	A	PTS	PIM
Anaheim Ducks	11	0	2	2	6	Montreal Canadiens	5	0	0	0	0
Arizona Coyotes	12	1	1	2	0	Nashville Predators	7	0	3	3	2
Boston Bruins	5	0	1	1	0	New Jersey Devils	4	0	1	1	0
Buffalo Sabres	6	0	3	3	2	New York Islanders	6	1	2	3	2
Calgary Flames	13	0	6	6	2	New York Rangers	6	0	0	0	2
Carolina Hurricanes	6	2	0	2	2	Ottawa Senators	6	0	0	0	0
Chicago Blackhawks	5	0	1	1	2	Philadelphia Flyers	5	0	2	2	0
Colorado Avalanche	7	0	5	5	0	Pittsburgh Penguins	6	0	2	2	2
Columbus Blue Jackets	5	0	1	1	0	St. Louis Blues	8	0	1	1	4
Dallas Stars	6	1	0	1	0	San Jose Sharks	11	0	4	4	2
Detroit Red Wings	6	0	1	1	0	Tampa Bay Lightning	5	0	1	1	6
Edmonton Oilers	13	0	1	1	11	Toronto Maple Leafs	5	0	0	0	2
Florida Panthers	5	0	0	0	0	Vegas Golden Knights	1	0	0	0	0
Los Angeles Kings	12	0	4	4	8	Washington Capitals	6	0	0	0	7
Minnesota Wild	6	1	2	3	2	Winnipeg Jets	8	0	0	0	4
Totals						Totals	207	6	44	50	68

07-Apr @ EDM	0	0	0	0	16:38
05-Apr vs ARI	0	0	0	-1	18:22
03-Apr vs VGK	DNP				
31-Mar @ CBJ	INI				
29-Mar vs EDM	INI				
27-Mar vs ANA	INI				
25-Mar @ DAL	INI				
23-Mar @ STL	INI				
22-Mar @ CHI	INI				
20-Mar @ VGK	INI				
17-Mar vs SJS	INI				
14-Mar @ ANA	0	0	0	-1	0 13:12
13-Mar @ LAK	0	0	0	-2	2 16:21
11-Mar @ ARI	0	0	0	0	0 15:33
09-Mar vs MIN	DNP				
07-Mar vs ARI	0	0	0	0	0 16:19
05-Mar vs NYI	0	0	0	-1	0 15:35
02-Mar vs NSH	0	0	0	-1	0 15:02
28-Feb vs NYR	0	0	0	-1	0 16:33
26-Feb @ COL	0	0	0	0	0 15:31
25-Feb @ ARI	0	0	0	0	0 17:03
23-Feb @ VGK	DNP				
20-Feb vs COL	DNP				
17-Feb vs BOS	DNP				
15-Feb @ SJS	DNP				
14-Feb vs FLA	0	0	0	0	0 13:53
11-Feb @ DAL	0	0	0	3	0 16:38
09-Feb @ CAR	0	0	0	0	0 5:20
08-Feb @ TBL	0	0	0	-1	2 17:49
06-Feb @ FLA	0	0	0	-1	0 13:50
03-Feb vs TBL	DNP				
01-Feb vs CHI	DNP				
30-Jan vs COL	0	0	0	0	0 12:08
25-Jan vs BUF	0	0	0	-1	0 14:50
23-Jan vs LAK	0	0	0	2	0 15:49
21-Jan @ WPG	DNP				
20-Jan @ EDM	0	0	0	-1	0 17:06
14-Jan @ MIN	0	0	0	1	0 16:12
12-Jan @ CBJ	0	0	0	0	0 18:22
09-Jan @ WSH	0	0	0	-1	5 14:00
07-Jan @ MTL	0	0	0	0	0 13:30
06-Jan @ TOR	DNP				
02-Jan vs ANA	DNP				
30-Dec vs LAK	0	2	2	0	2 17:26
28-Dec vs CHI	0	0	0	0	0 15:56
23-Dec vs STL	0	0	0	-1	0 16:33
21-Dec @ SJS	DNP				
19-Dec vs MTL	DNP				
17-Dec vs CGY	0	0	0	-3	0 15:27
15-Dec vs SJS	0	0	0	-1	0 17:05
13-Dec vs NSH	0	0	0	0	0 18:42
11-Dec @ WPG	0	0	0	-1	0 17:18
09-Dec @ CGY	0	0	0	-1	0 18:27
07-Dec vs PHI	0	0	0	0	0 17:16
05-Dec vs CAR	0	0	0	2	2 15:37
02-Dec vs TOR	0	0	0	0	0 16:16
30-Nov @ NSH	1	1	0	0	0 18:38
28-Nov @ NYI	0	0	0	0	0 22:20
26-Nov @ NYR	0	0	0	0	2 21:40
24-Nov @ NJD	0	0	0	0	0 22:31
22-Nov @ PIT	0	0	0	0	0 17:09
21-Nov @ PHI	0	0	0	-1	0 20:15
18-Nov vs STL	0	0	1	4	20:03
16-Nov vs VGK	0	0	0	0	0 22:06
14-Nov @ LAK	0	0	0	0	0 22:26
11-Nov @ SJS	0	0	0	-2	0 23:26
09-Nov @ ANA	0	0	0	2	2 20:52
07-Nov @ CGY	0	2	2	0	2 25:25
06-Nov vs DET	0	0	0	0	0 21:55
04-Nov vs PIT	0	0	3	3	0 23:02
01-Nov vs NJD	0	0	0	-1	0 25:21
30-Oct @ DAL	0	0	0	0	0 24:48
26-Oct vs WSH	0	0	0	0	0 23:11
24-Oct @ MIN	0	0	0	1	0 25:14
22-Oct @ DET	0	0	0	0	0 22:46
20-Oct @ BUF	0	0	1	0	0 25:43
19-Oct @ BOS	0	0	0	0	0 22:09
17-Oct @ OTT	0	0	1	0	0 22:25
14-Oct vs CGY	0	0	0	0	0 20:47
12-Oct vs WPG	0	0	0	-1	0 23:24
10-Oct vs OTT	0	0	1	0	0 17:09
07-Oct vs EDM	1	1	1	0	0 17:13

NHL MILESTONES

100th NHL Game	Dec. 3/16 vs TOR
200th NHL Game	Mar. 2/18 vs NSH



9

BRENDAN LEIPSIC

(BREHN-duhn LIGHP-sihk)

POSITION LEFT WING

SHOOTS LEFT

HEIGHT 5'10"

WEIGHT 179 LBS

BIRTHPLACE

WINNIPEG, MB

BORN MAY. 19, 1994



DRAFTED

Nashville's third round selection, 89th overall in the 2012 NHL Entry Draft.

ACQUIRED

Acquired by Vancouver from Vegas in exchange for Philip Holm on February 26, 2018.

@19LEIP

leipah

CAREER HIGHLIGHTS

2017.18 Split his first full NHL season between Vancouver (2-11-13 in 44 games) and Vegas (3-6-9 in 14 games). Notched a point in the final two games of the season, Apr. 5-7. Notched a career-high three points (2-1-3), Mar. 5 vs NYI. Tied a career-high with two assists, Feb. 28 vs NYR. Acquired from Vegas in exchange for Philip Holm, Feb. 26. Recorded six points (2-4-6 over his first four games as a Canuck). Tied a career-high with two assists, Dec. 9 at DAL. Set a career-high for assists (2) Oct. 10 vs ARI.

2016.17 Completed his third season with the AHL's Toronto Marlies, recording 51 points (18-33-51) in 49 games played. Added 5 points (4-1-5) in 11 playoff games. Finished fourth on his team in goals, third in assists, and second in total points. Awarded AHL Player of the Month in October.

2015.16 Spent most of the season with the AHL's Toronto Marlies, setting AHL career highs in games played (65), goals (20), assists (34), points (54) and penalty minutes (55). Tied for second in assists and third in goals and points with the Marlies. Played his first 6 NHL games with the Toronto Maple Leafs, recording 3 points (1-2-3). Made his NHL debut, collecting his first goal, Feb. 13 at VAN. Recorded his first NHL assist, Feb. 27 at MTL.

2014.15 Split his first professional season between the AHL's Milwaukee Admirals (7-28-35 in 47 games played) and Toronto Marlies (7-12-19 in 27 games). Helped the Marlies reach the playoffs, scoring 3 points (1-2-3) in 5 games played. Traded to Toronto by Nashville, Feb. 15. Led all AHL rookies in assists (40). Selected to the AHL All-Star Game.

REGULAR SEASON

PLAYOFFS

2017.18 GAME BY GAME

SEASON	CLUB	LEA	GP	G	A	PTS	PIM
2010.11	Portland	WHL	68	16	17	33	50
2011.12	Portland	WHL	65	28	30	58	82
2012.13	Portland	WHL	68	49	71	120	103
2013.14	Portland	WHL	60	39	52	91	111
2014.15	Milwaukee	AHL	47	7	28	35	16
	Toronto	AHL	27	7	12	19	6
2015.16	Toronto	NHL	6	1	2	3	2
	Toronto	AHL	65	20	34	54	55
2016.17	Toronto	AHL	71	5	14	19	31
2017.18	Vancouver	NHL	14	3	6	9	10
	Vegas	NHL	44	2	11	13	4
VANCOUVER TOTALS			14	3	6	9	10
NHL TOTALS			64	6	19	25	16

CAREER HIGHS

Most Goals in a Game	2: MAR. 5/18 vs. NYI
Most Assists in a Game	2: THREE TIMES—LATEST FEB. 28/18 vs. NYR
Most Points in a Game	3: MAR. 5/18 vs. NYI: 2-1-3
Hat Tricks	0
Game-Winning Goals	2: LATEST MAR. 5/18 vs. NYI
Power Play Goals	0
Shorthanded Goals	0
Overtime Points	1-0-1
Shootout Record	0/0: 0 GDG
Penalty Shot Record	0/0

NHL FIRSTS

First Game	Feb. 13/16 at VAN	Goals	N/A
First Goal	Feb. 13/16 at VAN	Assists	N/A
First Assist	Feb. 27/16 at MTL	Points	N/A

STREAKS

HONOURS

AHL All-Star Game: 2015
 CHL Top Scorer Award: 2013
 Bobby Clarke Trophy (WHL Most Points): 2013
 WHL (West) Second All-Star Team: 2013

INTERNATIONAL

World U17 Hockey Challenge: 2011

LEIPSIC vs NHL

TEAM	GP	G	A	PTS	PIM	TEAM	GP	G	A	PTS	PIM
Anaheim Ducks	4	0	0	0	0	Nashville Predators	4	0	0	0	0
Arizona Coyotes	7	1	3	4	0	New York Islanders	2	2	1	3	6
Boston Bruins	1	0	0	0	0	New York Rangers	2	0	2	2	2
Buffalo Sabres	1	0	1	1	0	Ottawa Senators	1	0	1	1	0
Calgary Flames	1	0	0	0	0	Philadelphia Flyers	1	0	0	0	0
Carolina Hurricanes	3	1	0	1	0	Pittsburgh Penguins	2	0	0	0	0
Chicago Blackhawks	4	0	1	1	0	St. Louis Blues	2	0	0	0	0
Columbus Blue Jackets	1	0	0	0	0	San Jose Sharks	3	0	1	1	2
Dallas Stars	3	0	2	2	2	Tampa Bay Lightning	1	0	0	0	0
Detroit Red Wings	1	0	1	1	0	Toronto Maple Leafs	2	0	0	0	2
Edmonton Oilers	2	0	1	1	0	Vancouver Canucks	2	1	1	2	2
Florida Panthers	1	0	0	0	0	Vegas Golden Knights	2	0	0	0	0
Los Angeles Kings	3	1	1	2	0	Washington Capitals	1	0	1	1	0
Minnesota Wild	3	0	0	0	0	Winnipeg Jets	2	0	1	1	0
Montreal Canadiens	2	0	1	1	0	TOTALS	64	6	19	25	16

07-Apr @ EDM	0	1	1	0	0	14:31
05-Apr vs ARI	1	0	1	1	0	14:20
19-Apr vs VGK	0	1	0	0	0	16:34
31-Mar vs CBJ	DNP					
29-Mar vs EDM	DNP					
27-Mar vs ANA	DNP					
25-Mar @ DAL	DNP					
23-Mar @ STL	DNP					
22-Mar @ CHI	0	1	1	1	0	11:16
20-Mar @ VGK	0	0	0	-2	0	14:43
17-Mar vs SJS	0	0	0	-2	2	2:12
14-Mar @ ANA	0	0	0	-1	0	16:28
12-Mar @ LAK	0	0	0	-1	0	17:24
11-Mar @ ARI	0	0	0	-1	0	20:31
09-Mar vs MIN	0	0	0	-1	0	16:38
07-Mar vs ARI	0	1	1	0	0	20:05
05-Mar vs NYI	(W) 1	3	1	6	16:33	
02-Mar vs NSH	0	0	0	-1	0	18:53
28-Feb vs NYR	0	2	2	2	2	17:49
26-Feb @ COL	DNP					

ACQUIRED BY VANCOUVER

23-Feb vs VAN	DNP					
21-Feb vs CGY	DNP					
19-Feb vs ANA	DNP					
17-Feb vs MTL	0	0	0	0	0	11:32
15-Feb vs EDM	DNP					
13-Feb vs CHI	0	0	0	-1	0	6:43
11-Feb vs PHI	0	0	0	0	0	13:01
08-Feb @ SJS	0	0	0	1	0	9:54
06-Feb @ PIT	0	0	0	-1	0	6:38
04-Feb @ WSH	DNP					
02-Feb @ MIN	DNP					
01-Feb @ WPG	0	0	0	-1	0	9:24
30-Jan @ CGY	0	0	0	-1	0	10:29
25-Jan vs NYI	0	0	0	-1	0	11:55
23-Jan vs CBJ	0	0	0	-1	0	13:47
21-Jan @ CAR	1	0	1	1	0	11:43
19-Jan @ FLA	DNP					
18-Jan @ TBL	DNP					
16-Jan @ NSH	DNP					
13-Jan vs EDM	0	0	0	0	0	7:13
07-Jan vs NYR	0	0	0	0	0	9:19
05-Jan @ CHI	0	0	0	0	0	13:03
04-Jan @ STL	0	0	0	0	0	12:43
02-Jan vs NSH	0	0	0	0	0	12:16
31-Dec vs TOR	0	0	0	1	0	9:38
28-Dec @ LAK	1	0	1	1	0	12:07
27-Dec @ ANA	0	0	0	0	0	13:05
23-Dec vs WSH	0	1	1	1	0	12:43
19-Dec vs TBL	0	0	0	-1	0	10:44
17-Dec vs FLA	0	0	0	0	0	10:06
14-Dec vs PIT	0	0	0	0	0	10:43
09-Dec @ DAL	0	0	0	-1	0	9:58
08-Dec @ NSH	0	2	2	1	2	10:48
05-Dec vs NYI	0	0	0	-1	0	9:54
05-Dec vs ANA	0	0	0	0	0	15:48
03-Dec vs ARI	0	0	0	0	0	13:07
01-Dec @ WPG	0	1	1	0	0	13:07
30-Nov @ MIN	0	0	0	-2	0	14:17
28-Nov vs DAL	0	0	0	-1	0	16:22
25-Nov @ ARI	0	0	0	0	0	13:32
24-Nov vs SJS	0	1	1	0	0	13:31
22-Nov @ ANA	0	0	0	-1	0	12:47
19-Nov vs LAK	0	1	1	1	0	12:10
16-Nov @ VAN	0	1	1	0	0	15:04
14-Nov @ EDM	DNP					
10-Nov vs WPG	DNP					
07-Nov @ MTL	DNP					
06-Nov @ TOR	0	0	0	1	2	9:24
04-Nov @ OTT	DNP					
02-Nov @ BOS	DNP					
31-Oct @ NYR	DNP					
30-Oct @ NYI	DNP					
27-Oct vs COL	DNP					
24-Oct vs CHI	0	0	0	-1	0	11:57
21-Oct vs STL	0	0	0	0	0	11:29
17-Oct vs BUF	0	1	1	1	0	11:39
15-Oct vs BOS	0	0	0	2	0	13:57
13-Oct vs DET	0	1	1	-1	0	13:51
10-Oct vs ARI	0	2	2	2	0	12:05
07-Oct @ ARI	0	0	0	0	0	16:15
06-Oct @ DAL	0	0	0	0	0	15:09



25 JACOB MARKSTRÖM

(JAY-kawb MAHRK-struhm)

POSITION GOALTENDER

CATCHES LEFT

HEIGHT 6'6"

WEIGHT 206 LBS

BIRTHPLACE
GÄVLE, SWE

BORN JAN. 31, 1990



DRAFTED

Florida's second round selection,
31st overall in the 2008 NHL
Entry Draft.

ACQUIRED

From Florida alongside Shawn
Matthias in exchange for Roberto
Luongo and Steven Anthony,
March 4, 2014.

 @j_markstrom

 markstrom25

CAREER HIGHLIGHTS

2017.18 Finished his eighth season in the NHL (fifth with Vancouver) recording a career-high 23 wins (23-26-7) and a .912 save percentage and 2.71 goals-against average in 60 games played...Won the Three Stars Award for the 2017/18 season...Won his first game of the season with 33 saves Oct. 7 vs. EDM...Made his 100th career NHL start Oct. 14 vs. CGY...Won his first road game of the season Oct. 20 at BUF...Stopped 37 shots and collected his fourth win of the season Nov. 4 vs. PIT...Recorded his first career shutout Dec. 5 vs. CAR...Made a season high 41 saves to earn his 17th win of the season Feb. 25 vs. ARL...Played his 100th game as a Vancouver Canuck Jan. 20 at EDM...Made 32 saves and collected an assist Dec. 30 vs. LAK...Made 39 saves and recorded his 19th win of the season Mar. 22 at CHI...Recorded his second career shutout Feb. 11 at DAL...Made 30 saves and won his 20th game of the season Mar. 25 at DAL...Had a season high four game winning streak Mar. 22-29...Won two consecutive games on the road Jan. 12-14...Won two consecutive games at home Jan. 30-Feb. 1...Set a career high for games played (60), games started (57), wins (23), shutouts (2), and assists (4).

2016.17 Appeared in his seventh NHL season (and fourth with Vancouver), posting a record of 10-11-3 along with a 2.63 goals against average and a .910 save percentage...Made a season-high 42 saves and notched his 8th win of the season, Dec. 31 at EDM...Allowed just one goal on 32 shots, Dec. 20 vs WPG...Appeared in his 100th career NHL game, Dec. 13 at CAR...Recorded a season-high 38 saves and faced a season-high 41 shots, Dec. 10 at FLA...Recorded three wins (Oct. 16, 18, 20) to start the season, allowing just five goals on 73 shots during that stretch.

2015.16 Appeared in his sixth NHL season (and third with Vancouver), establishing new career highs for games played (33), starts (30), wins (13), shots against (988), saves (904), and minutes (1848)...Finished the season with a 2.73 goals against average and a .915 save percentage...Made 38 saves in his career-best 30th start, Apr. 9 vs EDM...Established career-highs for shots faced (48) and saves (47) in a single game, Mar. 22 at WPG...Started a career-high eight games, Dec. 22 -Jan. 11...Registered his first career assist, Dec. 26 vs EDM...Tied a career-high for most shots faced in a game (45) in his first game of the season Nov. 10 at BJS.

2014.15 Split the season between Vancouver (1-1-0 in 3 GPI) and Utica (22-7-2 in 32 GPI)...Finished the season ranked tied for fifth in shutouts (5), second in goals against average (1.88) and second in save percentage (.934) amongst AHL goaltenders...Named to the AHL All-Star Classic where he shared MVP honors...Posted a 4-0-1 record in the month of October, including a franchise best three consecutive shutouts Oct. 10 at SA, Oct. 22 at Adirondack, and Oct. 25 vs TOR...Appeared in 23 Calder Cup Playoff games for Utica posting a 2.11 GAA and a .925 save percentage...Notched his first AHL playoff shutout, May 20 vs OKC...Made a career-high 65 saves in a 2-1 OTL, May 7 vs OKC.

2013.14 Appeared in 16 games split between the Florida Panthers and Vancouver Canucks...Posted a record of 1-2-0 in 4 appearances with the Canucks, finishing with a 3.00 goals against average...Dressed in 12 games with the Panthers, compiling a record of 1-6-3...Acquired by the Vancouver Canucks from the Florida Panthers Mar. 4 alongside Shawn Matthias in exchange for Roberto Luongo and Steven Anthony.

2012.13 Appeared in 23 games with Florida going 8-14-2...Made NHL career-high 44 saves, Mar. 2 vs NYR...Played in 33 games for San Antonio posting a 16-15-2 mark with a 2.65 GAA...Named AHL Player of the Week on Dec. 9 after making 68 saves in a pair of wins against Abbotsford on Dec. 4 & Dec. 5.

2011.12 Split the season between Florida (2-4-1 record in six starts with a 2.66 GAA and .923 save percentage) and San Antonio (17-2-1 record in 32 games with a 2.32 GAA and .927 save percentage)...Made 40 saves on 41 shots in Florida's 2-1 victory at MTL on Dec. 24...Tied a career-high in saves with 46, Mar. 31 at Rockford...Totalled a career-high 46 saves on 48 shots, Dec. 18 vs Texas...Posted a record of 4-4 in the AHL playoffs with a 2.85 GAA and .907 save percentage...Stopped 33 shots in his first career AHL playoff game/win, Apr. 19 vs CHI.

2010.11 Appeared in 37 games for Rochester in his first AHL season, posting a record of 18-21 along with a 2.98 GAA and .907 save percentage...Made NHL debut, Jan. 23 at NJ...Became the youngest goaltender to start for the Panthers...Earned first career shutout in Rochester's 2-0 win, Dec. 17 vs TOR.

REGULAR SEASON

PLAYOFFS

SEASON	CLUB	LEA	GPI	W	L	T/OT	MIN	GA	SO	GAA	PCT	GPI	W	L	MIN	GA	SO	GAA	PCT
2007.08	Brynas	SWE	7	-	-	-	423	22	0	3.12	.887	-	-	-	-	-	-	-	-
2008.09	Brynas	SWE	35	-	-	-	1,992	79	3	2.38	.917	1	-	-	59	2	0	2.02	.929
2009.10	Brynas	SWE	43	-	-	-	2,542	85	5	2.01	.927	4	-	-	224	12	0	3.21	.903
2010.11	Florida	NHL	1	0	1	0	40	2	0	3.00	.857	-	-	-	-	-	-	-	-
	Rochester	AHL	37	16	20	1	2,174	108	1	2.98	.907	-	-	-	-	-	-	-	-
2011.12	Florida	NHL	7	2	4	1	383	17	1	2.66	.923	-	-	-	-	-	-	-	-
	San Antonio	AHL	32	17	12	1	1,839	71	1	2.32	.927	8	4	4	546	26	0	2.85	.907
2012.13	Florida	NHL	23	8	14	1	1,266	68	0	3.22	.901	-	-	-	-	-	-	-	-
	San Antonio	AHL	33	16	15	2	1,972	87	3	2.65	.920	-	-	-	-	-	-	-	-
2013.14	Vancouver	NHL	4	1	2	0	200	1	0	3.00	.868	-	-	-	-	-	-	-	-
	Florida	NHL	12	1	6	3	614	36	0	3.52	.874	-	-	-	-	-	-	-	-
	San Antonio	AHL	29	12	11	3	1,688	72	2	2.56	.918	-	-	-	-	-	-	-	-
2014.15	Vancouver	NHL	3	1	1	0	78	4	0	3.08	.879	-	-	-	-	-	-	-	-
	Utica	AHL	32	22	7	2	1,880	59	5	1.88	.934	23	12	11	1,450	51	2	2.11	.925
2015.16	Vancouver	NHL	33	13	14	4	1,848	84	0	2.73	.915	-	-	-	-	-	-	-	-
2016.17	Vancouver	NHL	26	10	11	3	1,417	62	0	2.63	.910	-	-	-	-	-	-	-	-
2017.18	Vancouver	NHL	60	23	26	7	3,141	154	2	2.71	.912	-	-	-	-	-	-	-	-
VANCOUVER TOTALS			126	48	54	14	6,957	314	2	2.71	.911	-	-	-	-	-	-	-	-
NHL TOTALS			169	59	79	19	9,258	437	2	2.83	.908	-	-	-	-	-	-	-	-

CAREER HIGHS

Most Shots Faced

48: MAR. 22/16 at WPG

Most Saves in a Game

47: MAR. 22/16 at WPG

Shootout Record

6-9

Penalty Shot Record

1/3: LATEST-FEB. 3/18 vs TBL (goal, Conacher)

NHL MILESTONES

100th NHL Game

Dec. 13/16 at CAR

NHL FIRSTS

First Game Jan. 23/11 at NJ

First Win Oct. 22/11 vs NYI

First Shutout Dec. 5/17 vs CAR

STREAKS

Longest Streak w/o Regulation Loss

6 games Twice (Latest 5-0-1, Mar. 22-Apr. 5/18)

Longest Winning Streak

4 games Twice (Latest Mar. 22-29/18)

Consecutive Starts

8 games (Dec. 22/15-Jan. 11/16)

HONOURS

Molson Cup: 2018

Swedish Hockey League Goalie of the Year: 2010

Swedish Junior Hockey Player of the Year: 2010

Swedish Hockey League Rookie of the Year: 2010

INTERNATIONAL

World Cup: 2016

World Championships: 2013 (Gold), 2010 (Bronze)

World Jr. Championships: 2010 (Bronze), 2009 (Silver)

World Under-18 Championships: 2008

MARKSTROM vs NHL

TEAM	GPI	MINS	GA	SOG	SO	W	L	OT	WIN%	GAA	SV%
Anaheim Ducks	7	334	12	169	0	3	2	0	0.600	2.16	0.929
Arizona Coyotes	8	483	15	245	0	5	3	0	0.625	1.86	0.939
Boston Bruins	5	288	13	139	0	1	3	0	0.250	2.71	0.906
Buffalo Sabres	6	362	14	162	0	4	2	0	0.667	2.32	0.914
Calgary Flames	7	397	25	200	0	2	5	0	0.286	3.78	0.875
Carolina Hurricanes	7	377	13	192	1	5	2	0	0.714	2.07	0.932
Chicago Blackhawks	6	317	12	168	0	3	0	3	0.750	2.27	0.929
Colorado Avalanche	6	364	13	181	0	4	2	0	0.667	2.14	0.928
Columbus Blue Jackets	3	130	5	76	0	2	0	0	1.000	2.31	0.934
Dallas Stars	4	202	4	95	1	2	0	1	0.833	1.19	0.958
Detroit Red Wings	2	119	4	50	0	1	1	0	0.500	2.02	0.920
Edmonton Oilers	10	613	30	332	0	5	4	1	0.550	2.94	0.910
Florida Panthers	5	200	11	122	0	1	3	1	0.300	3.30	0.910
Los Angeles Kings	6	365	19	206	0	1	3	2	0.333	3.12	0.908
Minnesota Wild	3	143	7	62	0	1	1	0	0.500	2.94	0.887
Montreal Canadiens	3	183	10	115	0	1	1	1	0.500	3.28	0.913
New York Islanders	5	223	12	129	0	2	3	0	0.400	3.23	0.907
New York Rangers	6	317	19	159	0	3	1	1	0.700	3.60	0.881
Nashville Predators	3	178	11	105	0	0	2	1	0.167	3.71	0.895
New Jersey Devils	9	515	25	217	0	1	7	1	0.167	2.91	0.885
Ottawa Senators	3	182	7	104	0	0	2	1	0.167	2.31	0.933
Philadelphia Flyers	4	229	7	119	0	1	2	0	0.333	1.83	0.941
Pittsburgh Penguins	4	239	10	139	0	2	2	0	0.500	2.51	0.928
St. Louis Blues	6	318	17	144	0	1	4	0	0.200	3.21	0.882
San Jose Sharks	7	369	23	195	0	2	4	1	0.357	3.74	0.882
Tampa Bay Lightning	10	548	30	263	0	3	4	2	0.444	3.28	0.886
Toronto Maple Leafs	5	248	10	120	0	1	2	1	0.375	2.42	0.917
Washington Capitals	6	297	17	162	0	0	6	0	0.000	3.43	0.895
Winnipeg Jets	9	514	30	266	0	2	6	1	0.278	3.50	0.887
TOTALS	169	9258	437	4740	2	59	79	19	0.436	2.83	0.908

2017/18 GAME BY GAME

07-Apr @ EDM	DND	06-Jan @ TOR	36	2	65:00				
05-Apr vs ARI	W	19	3	56:22	02-Jan vs ANA	8	1	19:33	
03-Apr vs VGK	O	39	4	55:50	30-Dec vs LAK	36	4	58:41	
31-Mar vs CBJ	W	36	1	59:49	28-Dec vs CHI	32	2	59:32	
29-Mar vs EDM	W	24	1	59:49	23-Dec vs STL	32	3	58:42	
27-Mar vs ANA	W	24	1	59:39	21-Dec vs SJS	0	2	61:48	
25-Mar @ DAL	W	31	1	60:00	19-Dec vs MTL	DND			
23-Mar @ STL	DND				17-Dec vs CGY	L	19	5	40:00
22-Mar @ VGK	L	41	2	60:00	15-Dec vs SJS	W	37	3	64:34
20-Mar @ VGK	L	28	4	60:00	13-Dec vs NSH	DND			
17-Mar vs SJS	L	29	4	58:45	11-Dec @ WPG	L	24	5	60:00
14-Mar @ ANA	L	37	3	58:52	09-Dec @ CGY	DND			
12-Mar @ LAK	DND				07-Dec vs PHI	L	25	3	59:00
11-Mar @ ARI	L	24	1	58:24	07-Dec vs CAR	W	30	0	60:00
09-Mar vs MIN	DND				03-Dec vs TOR	W	36	1	59:37
07-Mar vs ARI	L	34	2	59:43	30-Nov @ NSH	DND			
05-Mar vs NYI	W	34	3	62:43	28-Nov @ NYI	DND			
02-Mar vs NSH	O	43	4	60:43	26-Nov @ NYR	O	20	3	65:00
28-Feb vs NYR	DND	5	3	12:29	24-Nov @ NJD	L	26	3	58:24
26-Feb @ COL	L	27	2	58:19	22-Nov @ PIT	DND			
25-Feb @ ARI	W	42	1	60:00	21-Nov @ PHI	W	38	2	59:41
23-Feb @ VGK	8	0	19:37	18-Nov vs STL	DND				
20-Feb vs COL	DND				16-Nov vs VGK	L	29	4	59:32
17-Feb vs BOS	DND				14-Nov @ LAK	DND			
15-Feb @ SJS	DND				11-Nov @ SJS	L	29	3	59:07
14-Feb vs FLA	L	14	4	20:00	09-Nov @ ANA	L	35	4	60:00
11-Feb @ DAL	W	30	0	59:52	07-Nov @ CGY	W	32	3	60:00
09-Feb @ CAR	L	33	4	60:00	04-Nov vs DET	L	29	3	59:19
08-Feb @ TBL	DND				04-Nov vs PIT	W	39	2	60:00
06-Feb @ FLA	L	39	2	58:48	01-Nov @ NJD	L	25	1	59:02
03-Feb vs TBL	L	28	4	59:40	30-Oct vs DAL	O	29	2	62:28
01-Feb vs CHI	W	28	2	60:00	26-Oct vs WSH	DND			
30-Jan vs COL	W	30	3	61:07	24-Oct @ MIN	DND			
25-Jan vs BUF	L	25	3	58:35	22-Oct @ DET	W	21	1	59:50
23-Jan vs LAK	W	32	2	60:00	20-Oct @ BUF	W	22	2	60:00
21-Jan @ WPG	DND				19-Oct @ BOS	W	18	2	49:01
20-Jan @ EDM	L	34	4	59:44	17-Oct @ OTT	DND			
14-Jan @ MIN	W	23	2	62:50	14-Oct vs CGY	L	27	5	60:00
12-Jan @ CBJ	W	29	2	59:42	12-Oct vs WPG	L	19	3	58:50
09-Jan @ WSH	36	3	57:08	10-Oct vs OTT	O	42	2	64:26	
07-Jan @ MTL	DND				07-Oct vs EDM	W	35	2	59:34



31 ANDERS NILSSON

(AN-duhrz NIHL-suhn)

POSITION GOALTENDER

CATCHES LEFT

HEIGHT 6'6"

WEIGHT 232 LBS

BIRTHPLACE

LULEA, SWEDEN

BORN MAR. 19, 1990



DRAFTED

NY Islanders' third round selection,
62nd overall in the 2009 NHL
Entry Draft.

ACQUIRED

Signed as a free agent on
July 1, 2017.

 @AndersNilsson

 andersnilsson31

CAREER HIGHLIGHTS

2017.18 Finished his fifth NHL season (first with Vancouver) recording seven wins (7-14-4) and a .901 save percentage and 3.44 goals-against average in 27 games played...Recorded a career-high two shutouts on the season...Recorded a shutout in his first game as a Canuck Oct. 17 at OTT...Made 29 saves for his second shutout of the season Oct. 24 at MIN...Stopped 43 shots and collected the win Nov. 22 at PIT...Made a season high 44 saves in a win Feb. 17 vs. BOS...Played in his 100th career game Feb. 23 at VGK...Won three straight appearances Oct. 24-Nov.14.

2016.17 Appeared in 26 games in his fifth NHL season (first with Buffalo), posting a record of 10-10-4 along with a .923 save percentage and 2.67 GAA...Tied a career-high for wins and games played and set career-high in shots against (857), saves (791) and minutes played (1,485)...Posted his 10th win of the season, stopping 39 of 40 shots faced, Mar. 17 at ANA...Recorded a shootout win on a season-high 46 saves, Nov. 19 vs PIT...Posted his second career shutout stopping all 33 shots faced, Oct. 29 vs FLA.

2015.16 Appeared in a career-high 29 NHL games, splitting the season between Edmonton and St. Louis...Started in 24 of his 26 appearances for Edmonton, posting a career-high 10 wins...Set career highs in both shots faced (51) and saves (48), Oct. 13 at DAL...Started and won all five games in a five-game homestand from Dec. 2-11, posting a .927 save percentage...Made three relief appearances for St. Louis...Played two games with Bakersfield (AHL), winning both games and posting a .935 save percentage.

2014.15 Appeared in 38 games for Ak Bars Kazan, ranking second among KHL goaltenders with at least 20 games played in save percentage (.936) and third in GAA (1.71)...Tied for fourth among all KHL goaltenders with five shutouts...Led all KHL goaltenders with a 1.54 GAA and six shutouts in 20 playoff games, posting a 13-7 post-season record.

2013.14 Appeared in 19 games with the Islanders, including 17 starts...Posted wins in three straight games from Mar. 25-Apr. 2...Went 4-2-0 in his last six starts of the season, recording a .926 save percentage in those games...Played in a career-high 29 games in his third AHL season with Bridgeport...Won his final six AHL games of the season to finish the year with a 12-14-2 record...Started 9 of 10 games for Sweden to earn a bronze medal at the 2014 IIHF World Championship, posting a .938 save percentage and a 1.54 GAA.

2012.13 Missed 32 games due to illness...Stopped 25 shots for his lone shutout of the season, Nov. 17 vs. Manchester...Won his first four starts of the season, allowing just seven goals from Nov. 9-18...Tied his AHL career high with 37 saves, Dec. 9 vs. Syracuse.

2011.12 Made his NHL debut with the Islanders, recording a 2.75 GAA and a .910 save percentage in four games...Appeared in his first NHL game Nov. 19 vs BOS, playing the final two periods in relief...Started his first NHL game, Nov. 21 at PIT...Earned his first career NHL win with a 24-save shutout, Mar. 4 vs NJ...Led Bridgeport (AHL) goalies in GAA (2.42) and save percentage (.921) in 25 games played during his first season in North America...With Bridgeport, posted wins in nine straight games from Jan. 13-Feb. 20...Made a season-high 37 saves, Jan. 21 at Adirondack...Named AHL Goal-tender of the Month for February, posting a 6-0-1 record with a 1.26 GAA and .955 save percentage.

REGULAR SEASON

PLAYOFFS

SEASON	CLUB	LEA	GPI	W	L	T/OT	MIN	GA	SO	GAA	PCT	GPI	W	L	MIN	GA	SO	GAA	PCT
2009.10	Lulea	SWE	27	-	-	-	1,383	61	2	2.65	-	-	-	-	-	-	-	-	-
2010.11	Lulea	SWE	31	-	-	-	1,876	60	6	1.92	-	13	-	-	827	27	0	1.96	-
2011.12	NY Islanders	NHL	4	1	2	0	218	10	1	2.75	.911	-	-	-	-	-	-	-	-
	Bridgeport	AHL	25	15	8	2	1,441	58	1	2.42	.921	-	-	-	-	-	-	-	-
2012.13	Bridgeport	AHL	21	8	11	0	1,208	60	1	2.98	.899	-	-	-	-	-	-	-	-
2013.14	NY Islanders	NHL	19	8	7	2	1,101	57	0	3.11	.896	-	-	-	-	-	-	-	-
	Bridgeport	AHL	29	12	14	2	1,684	79	2	2.81	.901	-	-	-	-	-	-	-	-
2014.15	Kazan	KHL	38	20	9	0	2,248	64	5	1.71	-	20	13	7	1,207	31	6	1.54	-
2015.16	Edmonton	NHL	26	10	12	2	1,414	74	0	3.14	.901	-	-	-	-	-	-	-	-
	St. Louis	NHL	3	0	1	0	88	4	0	2.76	.909	-	-	-	-	-	-	-	-
2016.17	Buffalo	NHL	26	10	10	4	1,485	66	1	2.67	.923	-	-	-	-	-	-	-	-
2017.18	Vancouver	NHL	27	7	14	4	1,464	84	2	3.44	.901	-	-	-	-	-	-	-	-
VANCOUVER TOTALS			27	7	14	4	1,464	84	2	3.44	.901	-	-	-	-	-	-	-	-
NHL TOTALS			105	36	46	12	5,767	295	4	3.07	.907	-	-	-	-	-	-	-	-

CAREER HIGHS

Most Shots Faced 51: OCT. 13/15 at DAL
Most Saves in a Game 48: OCT. 13/15 at DAL
Shootout Record 8-3
Penalty Shot Record 0/1: NOV. 11/16 vs NJ (Greene)

NHL MILESTONES

100th NHL Game Feb. 23/18 at VGK

NHL FIRSTS

First Game Nov. 19/11 vs BOS
First Win Mar. 4/12 vs NJ
First Shutout Mar. 4/12 vs NJ

STREAKS

Longest Streak w/o Regulation Loss 5 games
Longest Winning Streak 5 games
Consecutive Starts 7 games
 Twice (Latest 4-0-1, Oct. 24-Nov. 22/17)
 (Dec. 2-11/15)
 (Nov. 28-Dec. 11/15)

HONOURS

World Championship All-Star Team: 2018
 World Championships Top 3 Player on Team: 2014
 KHL First All-Star Team: 2015

INTERNATIONAL

World Championships: 2018 (Gold) 2015, 2014 (Bronze)
 World Junior Championships: 2010 (Bronze)

NILSSON vs NHL

TEAM	GPI	MIN	GA	SOG	SO	W	L	OT	WIN%	GAA	SV%
Anaheim Ducks	4	226	13	127	0	2	2	0	0.500	3.45	0.898
Arizona Coyotes	3	185	11	81	0	0	2	1	0.167	3.57	0.864
Boston Bruins	4	175	10	119	0	2	1	0	0.667	3.43	0.916
Buffalo Sabres	3	185	6	107	0	3	0	0	1.000	1.95	0.944
Calgary Flames	5	207	14	120	0	4	0	0	0.000	4.06	0.883
Carolina Hurricanes	4	245	13	114	0	1	2	1	0.375	3.18	0.886
Chicago Blackhawks	2	122	8	70	0	0	2	0	0.500	3.93	0.886
Colorado Avalanche	3	164	11	83	0	0	1	1	0.250	4.02	0.867
Columbus Blue Jackets	3	138	9	73	0	0	2	0	0.000	3.91	0.877
Dallas Stars	3	180	8	131	0	1	2	0	0.333	2.67	0.939
Detroit Red Wings	1	65	2	34	0	1	0	0	1.000	1.85	0.941
Edmonton Oilers	2	125	5	70	0	1	0	1	0.750	2.40	0.929
Florida Panthers	3	158	5	87	1	1	1	0	0.500	1.90	0.943
Los Angeles Kings	3	154	7	84	0	1	1	0	0.500	2.73	0.917
Minnesota Wild	4	238	13	107	1	1	3	0	0.250	3.28	0.879
Montreal Canadiens	3	138	11	88	0	0	2	0	0.000	4.78	0.875
New York Islanders	3	131	11	78	0	0	3	0	0.000	5.95	0.833
New York Rangers	5	287	15	126	0	3	1	1	0.700	3.14	0.881
Nashville Predators	2	120	10	80	0	1	1	0	0.500	5.00	0.875
New Jersey Devils	7	389	9	189	1	4	1	1	0.750	1.39	0.952
Ottawa Senators	4	221	7	128	1	3	1	0	0.750	1.90	0.945
Philadelphia Flyers	5	284	10	145	0	3	0	1	0.875	2.11	0.931
Pittsburgh Penguins	7	431	19	281	0	3	3	1	0.500	2.65	0.932
St. Louis Blues	3	182	13	82	0	2	1	0	0.167	4.29	0.841
San Jose Sharks	3	185	11	98	0	2	1	0	0.667	3.57	0.888
Tampa Bay Lightning	3	178	13	94	0	0	3	0	0.000	4.38	0.862
Toronto Maple Leafs	3	142	4	81	0	2	0	0	1.000	1.69	0.951
Vancouver Canucks	1	62	1	34	0	1	0	0	1.000	0.97	0.971
Washington Capitals	6	291	16	146	0	1	3	1	0.300	3.30	0.890
Winnipeg Jets	2	122	3	74	0	1	1	0	0.500	1.48	0.959
TOTALS	105	5767	295	3156	4	36	46	12	0.447	3.07	0.907

2017.18 GAME BY GAME

07-Apr @ EDM	L (OT)	33	2	58:29	06-Jan @ TOR	DND
05-Apr vs ARI	DND				02-Jan vs ANA	L
03-Apr vs VGK	DND				30-Dec vs LAK	DND
31-Mar vs CBJ	DND				28-Dec vs CHI	DND
29-Mar vs EDM	DND				23-Dec vs STL	DND
27-Mar vs ANA	DND				21-Dec @ SJS	DND
25-Mar @ DAL					19-Dec vs MTL	L
23-Mar @ STL	L	25	4	59:50	17-Dec vs CGY	19 1 20:00
22-Mar @ CHI	DND				15-Dec vs SJS	DND
20-Mar @ VGK	DND				13-Dec vs NSH	L
17-Mar vs SJS	DND				11-Dec @ WPG	DND
14-Mar @ ANA	DND				09-Dec @ CGY	L
12-Mar @ LAK	L	33	3	59:37	07-Dec vs PHI	DND
11-Mar @ ARI	DND				05-Dec vs CAR	DND
09-Mar vs MIN	L	35	4	58:51	02-Dec vs TOR	DND
07-Mar vs ARI	DND				30-Nov @ NSH	W
05-Mar vs NYI	DND				28-Nov @ NYI	L
02-Mar vs NSH	DND				26-Nov @ NYR	DND
28-Feb vs NYR	O	22	3	48:03	24-Nov @ NJD	DND
26-Feb @ COL	DND				22-Nov @ PIT	W
25-Feb @ ARI	DND				21-Nov @ PHI	DND
23-Feb @ VGK	L	25	5	40:00	18-Nov vs STL	O
20-Feb vs COL	O	34	5	63:36	16-Nov vs VGK	DND
17-Feb vs BOS	W	45	1	60:00	14-Nov @ LAK	W
15-Feb @ SJS	L	30	4	60:00	11-Nov @ SJS	DND
14-Feb vs FLA	L	20	0	39:27	09-Nov @ ANA	DND
11-Feb @ DAL	DND				07-Nov @ CGY	DND
09-Feb @ CAR	DND				06-Nov vs DET	DND
08-Feb @ TBL	L	36	5	59:56	04-Nov vs PIT	DND
06-Feb @ LAK	L				01-Nov @ NJD	DND
03-Feb vs TBL	DND				30-Oct @ DAL	DND
01-Feb vs CHI	DND				26-Oct vs WSH	W
30-Jan vs COL	DND				24-Oct @ MIN	W
25-Jan vs BUF	DND				22-Oct @ DET	DND
23-Jan vs LAK	DND				20-Oct @ BUF	DND
21-Jan @ WPG	L	36	1	58:30	19-Oct @ BOS	L
20-Jan @ EDM	DND				17-Oct @ OTT	W
14-Jan @ MIN	DND				14-Oct vs CGY	DND
12-Jan @ CBJ	DND				12-Oct vs WPG	DND
09-Jan @ WSH	DND				10-Oct vs OTT	DND
07-Jan @ MTL	L	44	4	59:36	07-Oct vs EDM	DND



41 ELIAS PETTERSSON

(uh-LIGH-uhs peh-TUHR-suhn)

POSITION CENTRE

SHOOTS LEFT

HEIGHT 6'2"

WEIGHT 176 LBS

BIRTHPLACE
SUNDSVALL, SWEDEN

BORN NOV. 12, 1998



DRAFTED

Vancouver's first round selection,
5th overall in the 2017 NHL Entry
Draft.



@_EPettersson



_eliassettersson

CAREER HIGHLIGHTS

2017.18 Completed his first season in Sweden's top SHL league with Växjö HC, recording 56 points (24-32-56) in 44 games played...Led his team in assists (32), points (56), plus/minus (+27), and tied for the lead in goals (24) as a rookie...His 56 points set an all-time record for most points by an SHL rookie...Named SHL Most Valuable Player, additionally picking up awards for Forward of the Year and Rookie of the Year...Added 19 points (10-9-19) in 13 games played in the playoffs, helping his team win the Championship...Named SHL Playoff MVP...Represented Sweden at the World Junior Championships, tying for 4th in tournament scoring and helping his team capture the Silver medal...Scored 3 points (1-2-3) in 5 games for the gold medal-winning Sweden at the IIHF World Championships, his tournament cut short by an injury.

2016.17 Completed his first full season with Timrå IK, recording 41 points (19-22-41) in 43 games played in his draft year...Ranked 2nd on his team in goals, assists, and points...Led the team in plus/minus (+15)...His 22 assists led all Junior players in the league...Represented Sweden at the World Junior Championships.

2015.16 Skated in his first season with Timrå IK of the second-tier Allsvenskan league, recording 9 points (3-6-9) in 25 games played...Represented Sweden at the World U18 Championships, helping his team capture the silver medal.

REGULAR SEASON

PLAYOFFS

SEASON	CLUB	LEA	GP	G	A	PTS	PIM	GP	G	A	PTS	PIM
2015.16	Timrå IK	Swe-1	25	3	6	9	0	-	-	-	-	-
2016.17	Timrå IK	Swe-1	43	19	22	41	14	-	-	-	-	-
2017.18	Vaxjö HC	SweHL	44	24	32	56	14	13	10	9	19	4
VANCOUVER TOTALS			-	-	-	-	-	-	-	-	-	-
NHL TOTALS			-	-	-	-	-	-	-	-	-	-

CAREER HIGHS

Most Goals in a Game	0
Most Assists in a Game	0
Most Points in a Game	0
Hat Tricks	0
Game-Winning Goals	0
Power Play Goals	0
Shorthanded Goals	0
Overtime Points	0-0-0
Shootout Record	0/0: 0 GDG
Penalty Shot Record	0/0

NHL FIRSTS

First Game	N/A
First Goal	N/A
First Assist	N/A

STREAKS

Goals	N/A
Assists	N/A
Points	N/A

HONOURS

SHL Forward of the Year: 2018
 SHL Most Valuable Player: 2018
 Stefan Liv Memorial Trophy (SHL Playoffs MVP): 2018
 SHL Rookie of the Year: 2018
 Swedish Forward of the Year: 2018
 European Hockey Awards Young Player of the Year: 2018

INTERNATIONAL

World Championships: 2018 (Gold)
 World Junior Championships: 2018 (Silver), 2017
 World U18 Championships: 2016 (Silver)
 Ivan Hlinka Memorial Tournament: 2015 (Silver)



5 DERRICK POULIOT

(DAIR-ihk POO-lee-ot)

POSITION DEFENCE

SHOOTS LEFT

HEIGHT 6'0"

WEIGHT 194 LBS

BIRTHPLACE

ESTEVAN, SK

BORN JAN. 16, 1994



DRAFTED

Pittsburgh's first round selection, 8th overall in the 2012 NHL Entry Draft.

ACQUIRED

Acquired by Vancouver from Pittsburgh in exchange for Andrey Pedan and a 2018 fourth-round draft pick on October 3, 2017.

 @lordricky51

CAREER HIGHLIGHTS

2017.18 Finished his 4th NHL season (first with Vancouver) with 22 points (3-19-22) and 39 penalty minutes in 71 games...Made his debut and registered his first point (0-1-1) as a Canuck Oct. 14 vs. CGY...Scored his first goal as a Canuck Nov. 22 at PIT...Registered a season high in blocked shots (5) Dec. 2 vs. TOR, Jan. 6 at TOR, and Feb. 26 at COL...Scored a career high 3 points (1-2-3) Dec. 5 vs. CAR...Was a season high +4 with 2 assists Feb. 17 vs. BOS...Had assists in consecutive games Mar. 17-20...Set a career high for games played (68), goals (3), assists (19), and points (22) this season.

2016.17 Split the season between Pittsburgh (0-0-0 in 11 games played) and Wilkes-Barre/Scranton (7-26-23 in 46 games played)...Added 2 points (1-1-2) in 5 AHL playoff games...Equaled AHL career highs in goals (7) and points (23).

2015.16 Split the season between Pittsburgh (0-7-7 in 22 games played) and Wilkes-Barre/Scranton (6-17-23 in 37 games played)...Tied his NHL career high in points (7) and set a new career-high in assists (7)...Played in his first NHL playoff games against WSH...Named to the AHL All-Star Game for the 2nd consecutive year.

2014.15 Split his first full professional season between Pittsburgh (2-5-7 in 34 games played) and the AHL's Wilkes-Barre/Scranton (7-17-24 in 31 games played)...Made his NHL debut on Dec. 20, scoring his first NHL goal on his first shot...Finished second amongst Wilkes-Barre/Scranton defencemen in scoring despite playing in only 31 games...Named to the AHL All-Star Game.

REGULAR SEASON

PLAYOFFS

2017.18 GAME BY GAME

SEASON	CLUB	LEA	GP	G	A	PTS	PIM
2009.10	Portland	WHL	7	0	1	1	0
2010.11	Portland	WHL	66	5	25	30	38
2011.12	Portland	WHL	72	11	48	59	79
2012.13	Portland	WHL	44	9	36	45	60
	Wilkes-Barre /Scranton	AHL	-	-	-	-	-
2013.14	Portland	WHL	58	17	53	70	74
2014.15	Pittsburgh	NHL	34	2	5	7	4
	Wilkes-Barre /Scranton	AHL	31	7	17	24	20
2015.16	Wilkes-Barre /Scranton	AHL	37	6	17	23	26
	Pittsburgh	NHL	22	0	7	7	2
2016.17	Pittsburgh	NHL	11	0	0	0	4
	Wilkes-Barre /Scranton	AHL	46	7	16	23	26
2017.18	Vancouver	NHL	71	3	19	22	39
VANCOUVER TOTALS			71	3	19	22	39
NHL TOTALS			138	5	31	36	49

GP	G	A	PTS	PIM
21	1	3	4	16
22	3	14	17	18
21	4	16	20	12
1	-	-	-	-
21	5	27	32	13
-	-	-	-	-
6	1	2	3	2
-	-	-	-	-
2	0	0	0	2
-	-	-	-	-
5	1	1	2	2
-	-	-	-	-
2	0	0	0	2

07-Apr @ EDM	0	0	0	1	0	20:32
05-Apr vs ARI	0	0	0	0	0	16:13
03-Apr vs VGK	0	0	0	0	0	19:17
03-Mar vs CBJ	0	1	1	0	0	18:38
29-Mar vs EDM (W)	0	1	0	0	0	16:57
27-Mar vs ANA	0	0	0	-1	0	17:44
25-Mar @ DAL	0	1	1	1	0	18:00
23-Mar @ STL	0	0	0	-2	0	15:18
22-Mar @ CHI	0	0	0	0	0	17:22
20-Mar @ VGK	0	1	1	-2	0	15:41
17-Mar vs SJS	0	1	2	2	0	16:46
14-Mar @ ANA	0	0	0	-2	4	19:22
13-Mar @ LAK	0	0	0	-2	0	16:25
11-Mar @ ARI	0	0	0	4	0	19:15
09-Mar vs MIN	0	0	0	-2	0	17:42
07-Mar vs ARI	0	0	0	0	0	21:07
05-Mar vs NYI	0	0	0	2	0	19:36
02-Mar vs NSH	0	0	0	-1	0	12:45
28-Feb vs NYR	0	1	1	1	0	19:23
26-Feb @ COL	0	1	0	0	0	16:07
25-Feb @ ARI	0	1	1	0	0	16:30
23-Feb @ VGK	0	0	0	-1	0	19:01
20-Feb vs COL	0	1	1	0	0	14:12
17-Feb vs CHI	0	2	4	2	0	16:10
15-Feb @ SJS	0	0	0	-1	0	17:01
14-Feb vs FLA	0	0	0	0	0	17:31
11-Feb @ DAL	0	1	2	0	0	20:29
09-Feb @ CAR	0	0	0	0	0	13:47
08-Feb @ TBL	DNP					
06-Feb @ FLA	DNP					
03-Feb vs TBL	0	0	0	0	0	12:41
01-Feb vs CHI	0	0	0	-1	0	13:13
30-Jan vs COL	DNP					
25-Jan vs BUF	DNP					
23-Jan vs LAK	DNP					
21-Jan @ WPG	0	0	0	-1	0	11:49
20-Jan @ EDM	0	0	0	-2	0	17:47
14-Jan @ MIN	DNP					
12-Jan @ CBJ	DNP					
09-Jan @ WSH	DNP					
07-Jan @ MTL	0	0	0	-2	2	17:28
06-Jan @ TOR	0	0	0	0	0	18:02
02-Jan vs ANA	0	0	0	-1	0	18:11
30-Dec vs LAK	0	0	0	-2	0	21:27
28-Dec vs CHI	0	0	1	0	0	18:47
23-Dec vs STL	0	0	0	0	0	17:41
21-Dec @ SJS	0	0	0	2	0	19:17
19-Dec vs MTL	0	1	1	-1	0	20:48
17-Dec vs CGY	0	0	0	-2	0	18:42
15-Dec vs SJS	0	0	0	0	0	23:32
13-Dec vs NSH	0	0	0	-5	0	19:42
11-Dec @ WPG	0	0	0	0	0	20:28
09-Dec @ CGY	0	0	0	-2	0	16:59
07-Dec vs PHI	0	0	0	-1	0	20:44
05-Dec vs CAR (W)	3	2	2	0	0	20:47
02-Dec vs TOR	0	0	0	0	0	21:53
30-Nov @ NSH	0	0	0	0	0	19:29
28-Nov @ NYI	0	0	0	-2	0	20:49
26-Nov @ NYR	0	0	1	0	0	20:50
24-Nov @ NJD	0	0	0	0	0	18:28
22-Nov @ PIT (W)	0	1	0	2	0	25:08
21-Nov @ PHI	0	1	1	1	0	19:18
18-Nov vs STL	0	0	0	-2	0	18:05
16-Nov vs VGK	0	0	0	-3	0	19:07
14-Nov @ LAK	0	2	2	1	0	15:56
11-Nov @ SJS	0	0	0	-1	0	22:52
09-Nov @ ANA	0	0	0	-1	2	20:55
07-Nov @ CGY	0	0	1	1	0	16:15
06-Nov vs DET	0	0	2	2	0	18:13
04-Nov vs PIT	0	0	0	0	0	12:49
01-Nov vs NJD	0	0	0	0	0	18:06
30-Oct @ DAL	0	0	0	0	0	17:33
26-Oct vs WSH	0	1	1	0	0	15:36
24-Oct @ MIN	0	0	0	0	0	13:48
22-Oct @ DET	0	1	1	0	0	13:54
20-Oct @ BUF	0	0	1	0	0	15:48
19-Oct @ BOS	0	0	0	-1	0	19:18
17-Oct @ OTT	0	0	0	2	0	13:39
14-Oct vs CGY	0	1	0	2	0	17:42
12-Oct vs WPG	DNP					
10-Oct vs OTT	DNP					
07-Oct vs EDM	DNP					

CAREER HIGHS

Most Goals in a Game	1: FIVE TIMES—LATEST MAR. 29/18 vs. EDM
Most Assists in a Game	2: FOUR TIMES—LATEST FEB. 17/18 vs. BOS
Most Points in a Game	3: DEC. 5/17 vs CAR. 1-2-3
Hat Tricks	0
Game-Winning Goals	5: LATEST MAR. 29/18 vs. EDM
Power Play Goals	2: LATEST NOV. 22/17 at PIT
Shorthanded Goals	0
Overtime Points	0/0-0
Shootout Record	0/1: 0 GDG
Penalty Shot Record	0/0

NHL FIRSTS

First Game	Dec. 20/14 vs. FLA
First Goal	Dec. 20/14 vs. FLA
First Assist	Dec. 22/14 at FLA

STREAKS

Goals	N/A
Assists	N/A
Points	N/A

HONOURS

AHL All-Star Game: 2016, 2015
CHL Defenceman of the Year: 2014
WHL First All-Star Team (West): 2014
CHL Memorial Cup All-Star Team: 2013
CHL Top Prospects Game: 2012
World U-17 Hockey Challenge Tournament All-Star Team: 2011

INTERNATIONAL

World Junior Championships: 2014
World U17 Hockey Challenge: 2011
Ivan Hlinka Memorial Tournament: 2011 (Gold)

POULIOT vs NHL

TEAM	GP	G	A	PTS	PIM	TEAM	GP	G	A	PTS	PIM
Anaheim Ducks	6	0	1	1	6	Nashville Predators	5	0	0	0	0
Arizona Coyotes	6	0	2	2	6	New Jersey Devils	6	0	2	2	0
Boston Bruins	3	0	2	2	2	New York Islanders	2	0	0	0	0
Buffalo Sabres	3	0	1	1	0	New York Rangers	7	0	2	2	2
Calgary Flames	6	0	1	1	2	Ottawa Senators	4	0	0	0	2
Carolina Hurricanes	6	1	2	3	0	Philadelphia Flyers	5	0	1	1	0
Chicago Blackhawks	6	0	0	0	17	Pittsburgh Penguins	2	1	0	1	0
Colorado Avalanche	3	0	1	1	2	St. Louis Blues	5	0	0	0	2
Columbus Blue Jackets	5	1	1	2	0	San Jose Sharks	8	0	2	2	4
Dallas Stars	3	0	2	2	0	Tampa Bay Lightning	5	0	1	1	0
Detroit Red Wings	4	0	2	2	0	Toronto Maple Leafs	3	0	0	0	2
Edmonton Oilers	5	1	0	1	0	Vancouver Canucks	2	0	0	0	0
Florida Panthers	7	1	1	2	0	Vegas Golden Knights	4	0	1	1	0
Los Angeles Kings	5	0	2	2	0	Washington Capitals	5	0	1	1	0
Minnesota Wild	2	0	0	0	0	Winnipeg Jets	3	0	2	2	0
Montreal Canadiens	2	0	1	1	2	TOTALS	138	5	31	36	49

NHL MILESTONES

100th NHL Game Dec. 21/17 at SJS

CAREER HIGHLIGHTS

2017.18 Completed his sixth season with the Dallas Stars, recording 17 points (5-12-17) in 73 games played...Led Dallas in PIMs (126), and finished third in the NHL...Played in his 400th career NHL game, Mar. 11 at PIT...Tied a career-high with 3 points (1-2-3), Nov. 18 vs. EDM.

2016.17 Completed his fourth full season with the Dallas Stars, recording 27 points (12-15-27) in 60 games played...Led Dallas in penalty minutes (115), placing 8th in the NHL...Became the only active player to post at least 10 goals, 25 points and 100 PIM in each of the last four seasons...Registered two points (1-1-2), including the GWG, in the season opener, Oct. 13 vs. ANA...Tallied an assist for his 100th career NHL point, Oct. 18 at NSH...Posted a career-high seven-game point streak (3-6-9) from Nov. 5-15...Recorded his second career Gordie Howe hat trick, Nov. 10 at CGY...Skated in his 300th career NHL contest, Nov. 21 vs. MIN...Scored his first career hat trick, Feb. 18 vs. TBL, becoming the first French player in NHL history to record a hat trick...Scored 8 points (6-2-8) in 6 games played representing France at the IIHF World Championships.

2015.16 Completed his third full season with the Dallas Stars, tying a career high with 29 points (13-16-29) in 80 games played...Ranked 6th in the NHL with 123 PIMs...Tied for 2nd on Dallas with a career-high 6 GWGs...Established a new career-high with 16 assists...Registered a career-high 41...Ranked 2nd on Dallas with 123 hits...Led Dallas forwards with 58 blocked shots...Registered a Gordie Howe hat trick, Feb. 20 vs. BOS...Scored his first career playoff goal in Game 2 of the first round vs. MIN.

2014.15 Completed his second full season with the Dallas Stars, recording 25 points (13-12-25) in 80 games played...Led the team and ranked 5th in the NHL with 148 PIMs...Opened the year with 3 points (2-1-3) in 4 games...Appeared in his 200th career game, Apr. 11 vs. NSH.

2013.14 Completed his first full season in the NHL with the Dallas Stars, recording a career-high 29 points (14-15-29) in 81 games played...Led the team and ranked 3rd in the NHL with 209 PIMs...Was the only player in the NHL to record over 150 PIM and over 25 points...Ranked 2nd on the Stars in hits (146), leading all forwards...Scored his first career GWG on a penalty shot, Dec. 3 at CHL...Skated in his 100th NHL game, Mar. 4 at CBJ...Made his Stanley Cup Playoffs debut, registering 3 assists in 6 games played...Was named to the World Championship All-Star Team while representing France.

2012.13 Split the season between Dallas (7-7-14 in 39 games) and Texas of the AHL (8-11-19 in 43 games)...Led the Stars and ranked 12th in the NHL with 85 PIMs despite playing only 39 games...Led Texas with 107 PIMs...Made his NHL debut, scoring his first goal, Feb. 1 vs. PHX...Registered his first multi-point game (1-1-2), Feb. 26 at CBJ.

2011.12 Played in his first full AHL season with the Chicago Wolves, recording 9 points (4-5-9) in 61 games played...Ranked 2nd on the team in PIMs (177)...Made his professional postseason debut, skating in 2 Calder Cup contests.

2010.11 Split his first professional season between the AHL's Providence (1-7-8 in 42 games) and the ECHL's Reading (0-1-1 in 5 games)...Made his professional debut, Oct. 8 vs. Springfield...Registered 2 assists for the first points of his professional career, Nov. 6 at Portland...Scored his first professional goal, Feb. 8 at Charlotte...Recorded 3 assists in 8 ECHL playoff games.

26 ANTOINE ROUSSEL

(an-TWAHN roo-SEHL)

POSITION LEFT WING

SHOOTS LEFT

HEIGHT 5'11"

WEIGHT 199 LBS

BIRTHPLACE

ROUBAIX, FRA

BORN NOV. 21, 1989



ACQUIRED

Signed as a Free Agent on
July 1, 2018.

@Rous_ant

REGULAR SEASON

PLAYOFFS

2017.18 GAME BY GAME

SEASON	CLUB	LEA	GP	G	A	PTS	PIM	GP	G	A	PTS	PIM
2006.07	Chicoutimi	QMJHL	56	7	13	20	55	4	0	0	0	14
2007.08	Chicoutimi	QMJHL	70	13	24	37	121	5	0	2	4	29
2008.09	Chicoutimi	QMJHL	58	15	20	35	110	4	0	2	2	15
2009.10	Chicoutimi	QMJHL	68	24	23	47	131	7	4	5	9	10
2010.11	Providence	AHL	42	1	7	8	88	-	-	-	-	-
	Reading	ECHL	5	0	1	1	7	8	0	3	3	14
2011.12	Chicago	AHL	61	4	5	9	177	2	0	0	0	6
2012.13	Dallas	NHL	39	7	7	14	85	-	-	-	-	-
	Texas	AHL	43	8	11	19	107	-	-	-	-	-
2013.14	Dallas	NHL	81	14	15	29	209	6	0	3	3	27
2014.15	Dallas	NHL	80	13	12	25	148	-	-	-	-	-
2015.16	Dallas	NHL	80	13	16	29	123	13	2	0	2	16
2016.17	Dallas	NHL	60	12	15	27	115	-	-	-	-	-
2017.18	Dallas	NHL	73	5	12	17	126	-	-	-	-	-
NHL TOTALS			413	64	77	141	806	19	2	3	5	43

CAREER HIGHS

Most Goals in a Game	3: FEB. 18/17 vs. TBL
Most Assists in a Game	2: THREE TIMES—LATEST NOV. 18/17 vs. EDM
Most Points in a Game	3: THREE TIMES—LATEST NOV. 18/17 vs. EDM: 1-2-3
Hat Tricks	1: FEB. 18/17 vs. TBL
Game-Winning Goals	12: LATEST FEB. 28/17 vs. PIT
Power Play Goals	0
Shorthanded Goals	0
Overtime Points	0-0-0
Shootout Record	1/1: 0 GDG
Penalty Shot Record	1/3: LATEST - DEC. 27/13 VS. NSH, no goal (Hutton)

NHL FIRSTS

First Game	Feb. 1/13 vs. PHX
First Goal	Feb. 1/13 vs. PHX
First Assist	Feb. 21/13 vs. VAN

STREAKS

Goals	3 games (Nov. 10-13/16: 3 goals)
Assists	4 games (Nov. 5-10/16: 4 assists)
Points	7 games (Nov. 5-15/16: 3-6-9)

HONOURS

World Championship All-Star Team: 2014
World Championship Top 3 Player on Team: 2014

INTERNATIONAL

World Championships: 2017, 2015, 2014, 2013, 2012
World Junior Championships: 2009
U18 World Championships: 2006

ROUSSEL vs NHL

TEAM	GP	G	A	PTS	PIM	TEAM	GP	G	A	PTS	PIM
Anaheim Ducks	20	5	2	7	43	Nashville Predators	24	4	8	12	64
Arizona Coyotes	15	2	5	7	23	New Jersey Devils	8	0	3	3	19
Boston Bruins	9	1	1	2	24	New York Islanders	9	1	2	3	6
Buffalo Sabres	10	2	4	6	12	New York Rangers	9	3	1	4	0
Calgary Flames	17	4	3	7	29	Ottawa Senators	9	3	0	3	0
Carolina Hurricanes	8	0	1	1	25	Philadelphia Flyers	10	1	4	5	23
Chicago Blackhawks	24	5	5	10	55	Pittsburgh Penguins	10	2	1	3	18
Colorado Avalanche	23	2	2	4	35	St. Louis Blues	24	3	3	6	84
Columbus Blue Jackets	12	2	2	4	16	San Jose Sharks	16	3	6	9	48
Detroit Red Wings	10	0	0	0	11	Tampa Bay Lightning	9	5	1	6	11
Edmonton Oilers	16	3	7	10	28	Toronto Maple Leafs	10	0	0	0	30
Florida Panthers	7	0	2	2	32	Vancouver Canucks	17	3	4	7	31
Los Angeles Kings	18	2	2	4	29	Vegas Golden Knights	3	0	2	2	6
Minnesota Wild	25	4	3	7	44	Washington Capitals	9	1	0	1	15
Montreal Canadiens	9	0	0	0	14	Winnipeg Jets	23	3	3	6	31
TOTALS						413	64	77	141	806	

07-Apr @ LAK	0	0	0	0	0	15:53
06-Apr @ ANA	0	0	0	0	0	12:34
03-Apr @ SJS	0	0	0	-1	0	14:35
31-Mar vs MIN	0	0	0	0	2	14:40
29-Mar @ MIN	0	0	0	2	11:00	
27-Mar vs PHI	0	1	1	0	0	16:00
25-Mar vs VAN	0	0	0	0	0	11:45
23-Mar vs BOS	0	0	0	0	0	12:40
20-Mar @ WSH	0	0	0	0	0	10:01
18-Mar @ WPG	0	0	-1	0	0	12:01
16-Mar @ OTT	0	0	0	0	0	15:15
14-Mar @ TOR	0	0	0	0	0	12:50
13-Mar @ MTL	0	0	0	0	0	12:00
11-Mar @ PIT	0	0	0	0	0	9:40
09-Mar vs ANA	0	0	0	2	13:15	
06-Mar @ NSH	0	0	0	2	11:43	
05-Mar vs OTT	0	1	0	0	0	12:38
03-Mar vs STL	0	1	-1	17	9:19	
01-Mar vs TBL	0	0	0	-1	0	13:47
27-Feb vs CGY	0	0	0	2	15:08	
24-Feb vs WPG	0	0	1	0	0	12:09
22-Feb @ LAK	0	0	0	1	0	14:24
21-Feb @ ANA	0	0	0	4	9:55	
19-Feb vs SJS	0	1	1	-1	0	11:38
16-Feb vs STL (IN)						
11-Feb vs VAN	0	0	-2	2	14:50	
09-Feb vs PIT	0	0	0	4	15:01	
08-Feb @ CHI	0	0	1	0	13:08	
05-Feb vs NYR	0	0	0	0	12:36	
03-Feb vs MIN	0	0	0	0	16:20	
01-Feb @ ARI (IN)						
30-Jan vs LAK						
25-Jan vs TOR	0	0	-1	5	10:47	
23-Jan vs FLA	0	1	1	1	12:48	
20-Jan @ BUF	0	1	2	2	13:10	
18-Jan @ CBJ	0	0	0	0	13:26	
16-Jan @ DET	0	0	1	0	13:06	
15-Jan @ BOS	0	0	0	2	11:20	
13-Jan vs COL	0	0	-2	0	11:48	
10-Jan vs EDM	0	0	0	0	14:40	
04-Jan vs NJD	0	0	-1	0	14:09	
02-Jan vs CBJ	0	0	0	0	16:31	
31-Dec vs SJS	0	1	1	2	10:46	
29-Dec vs STL	0	0	-1	0	11:54	
27-Dec @ MIN	0	0	-1	0	12:12	
23-Dec vs NSH	0	1	1	0	13:48	
21-Dec vs CHI	1	1	1	0	14:30	
19-Dec vs WSH	0	0	0	6	11:35	
16-Dec @ PHI	0	0	0	2	13:09	
15-Dec @ NJD	0	0	-1	10	11:05	
13-Dec @ NYI (IN)						
11-Dec @ NYR (IN)						
09-Dec vs VGK	0	1	1	0	12:27	
07-Dec @ STL (IN)						
05-Dec vs NSH (IN)						
03-Dec @ COL (IN)						
02-Dec vs CHI (IN)						
30-Nov @ CHI	0	0	0	0	14:51	
28-Nov @ VGK	0	1	1	0	12:08	
24-Nov vs CGY	1	0	-1	2	11:25	
22-Nov @ COL	0	0	0	0	11:28	
21-Nov vs MTL	0	0	0	2	15:34	
18-Nov vs EDM	1	2	3	12	7:14	
16-Nov @ TBL	0	0	1	0	10:29	
14-Nov @ FLA	0	0	0	5	7:52	
13-Nov @ CAR	0	0	-1	0	9:29	
10-Nov vs NYI	0	0	0	0	11:50	
06-Nov vs WPG	0	0	0	0	10:13	
04-Nov vs BUF	1	1	2	2	12:05	
02-Nov @ WPG	0	0	0	0	12:27	
30-Oct @ VAN	0	0	0	0	11:23	
27-Oct @ CGY	0	0	0	0	11:58	
26-Oct @ EDM	0	0	-1	5	9:35	
24-Oct @ COL	0	0	0	0	12:26	
21-Oct vs CAR	0	1	1	0	11:34	
19-Oct @ ARI	0	0	0	0	13:05	
17-Oct vs ARI	0	0	0	5	12:16	
14-Oct vs COL	0	0	0	2	11:24	
12-Oct @ NSH	0	0	-1	0	11:41	
10-Oct vs DET	0	0	0	0	11:05	
07-Oct @ STL	0	0	0	4	14:13	
06-Oct vs VGK	0	0	-1	6	11:50	

NHL MILESTONES

100th NHL Game	Mar. 4/14 at CBJ
400th NHL Game	Mar. 11/18 at PIT
100th NHL Point	Oct. 18/16 at NSH



59 TIM SCHALLER

(TIHM SHAL-uhr)

POSITION CENTRE

SHOOTS LEFT

HEIGHT 6'2"

WEIGHT 204 LBS

BIRTHPLACE
MERRIMACK, NH

BORN NOV. 16, 1990



ACQUIRED

Signed as a Free Agent on
July 1, 2018.

 @TimSchaller

CAREER HIGHLIGHTS

2017.18 Completed his second season with the Boston Bruins, registering career-highs in games played (82), goals (12), assists (10), points (22) and penalty minutes (42 - fourth in the NHL). Also registered career-highs in shots (133), blocked shots (59) and hits (132). One of two players on the Bruins to play all 82 games. Added 2 assists in 11 playoff games. Recorded his first multi-point game (1-1-2), Nov. 6 vs. MIN. Led the team with 3 shorthanded goals. Recorded a career-high three-game point streak, Feb. 11-17 (2-1-3).

2016.17 Completed his first full NHL season and first with the Boston Bruins, registering career-highs in games played (59), goals (7), assists (7), points (14) and penalty minutes (23). Played his first NHL playoff game, Apr. 12 at OTT. Scored his first career playoff goal with a shorthanded tally, Apr. 15 at OTT.

2015.16 Split the season between Buffalo (1-2-3 in 17 games) and Rochester (12-14-26 in 37 games). Recorded career-highs in assists (2) and points (3). Scored his lone goal of the season with the shorthanded, game-winning effort, Jan. 16 vs. WSH.

2014.15 Split the season between Buffalo (1-1-2 in 18 games) and Rochester (15-28-43 in 65 games), setting AHL career-highs in goals, assists, points and penalty minutes. Recorded 5 points in a single game (2-3-5), Nov. 21 vs. Utica. Played his first NHL game, Nov. 29 vs. MTL. Scored his first NHL point with a goal, Dec. 21 at BOS. Ranked 2nd on Rochester in assists and points, tying for 2nd in goals. Led Rochester with 116 PIMs.

2013.14 Made his professional debut in his first season with the AHL's Rochester, recording 18 points (11-7-18) in 62 games played. Made his first professional postseason appearances, recording an assist in 5 Calder Cup contests. Voted Most Improved Player by his teammates. Scored his first pro goal, Nov. 9 at Binghamton.

2012.13 Completed his fourth and final season with Providence College, recording 23 points (8-15-23) in 38 games played. Recorded career-highs in games played, assists and points. Led his team in assists, ranking 2nd in points and 4th in goals. Named Hockey East Defensive Forward of the Year.

2011.12 Completed his third season with Providence College, recording 21 points (14-7-21) in 26 games played. Recorded career-highs in goals and points. His 14 goals led his team, ranking 4th overall in points. Named a finalist for the Walter Brown Award presented to the best American-born New England college player.

REGULAR SEASON

PLAYOFFS

2017.18 GAME BY GAME

SEASON	CLUB	LEA	GP	G	A	PTS	PIM	GP	G	A	PTS	PIM
2009.10	Providence	NCAA	33	2	3	5	40	-	-	-	-	-
2010.11	Providence	NCAA	34	5	14	19	36	-	-	-	-	-
2011.12	Providence	NCAA	26	14	7	21	24	-	-	-	-	-
2012.13	Providence	NCAA	38	8	15	23	61	-	-	-	-	-
2013.14	Rochester	AHL	72	11	7	18	36	5	0	1	1	2
2014.15	Buffalo	NHL	18	1	1	2	2	-	-	-	-	-
	Rochester	AHL	65	15	28	43	116	-	-	-	-	-
2015.16	Buffalo	NHL	17	1	2	3	2	-	-	-	-	-
	Rochester	AHL	37	12	14	26	48	-	-	-	-	-
2016.17	Boston	NHL	59	7	7	14	23	6	1	0	1	2
2017.18	Boston	NHL	82	12	10	22	42	11	0	2	2	2
NHL TOTALS			176	21	20	41	69	17	1	2	3	4

CAREER HIGHS

Most Goals in a Game	1: 21x-LATEST MAR. 29/18 VS. TBL
Most Assists in a Game	1: 20x-LATEST APR. 7/18 VS. OTT
Most Points in a Game	2: TWICE-LATEST JAN. 2/18 AT NYI
Hat Tricks	0
Game-Winning Goals	3: LATEST FEB. 9/17 VS. SJS
Power Play Goals	0
Shorthanded Goals	4: LATEST MAR. 23/18 AT DAL
Overtime Points	0/0-0
Shootout Record	0/1: 0 GDG
Penalty Shot Record	0/1: DEC. 18/17 VS. CBJ, no goal (Bobrovsky)

NHL FIRSTS

First Game	Nov. 29/14 at MTL
First Goal	Dec. 21/14 at BOS
First Assist	Mar. 16/15 vs. WSH

STREAKS

Goals	N/A
Assists	N/A
Points	3 games (Feb. 11-17/18: 2-1-3)

HONOURS

NCAA (H-East) Best Defensive Forward: 2013
NCAA (New England) Best Defensive Forward: 2013

SCHALLER vs NHL

TEAM	GP	G	A	PTS	PIM	TEAM	GP	G	A	PTS	PIM
Anaheim Ducks	3	0	0	0	0	Nashville Predators	4	0	0	0	0
Arizona Coyotes	6	1	0	1	2	New Jersey Devils	7	1	0	1	2
Boston Bruins	3	1	0	1	0	New York Islanders	6	1	1	2	0
Buffalo Sabres	8	2	1	3	2	New York Rangers	7	1	0	1	2
Calgary Flames	3	0	2	2	2	Ottawa Senators	8	1	2	3	17
Carolina Hurricanes	7	1	2	3	4	Philadelphia Flyers	6	0	0	0	0
Chicago Blackhawks	5	0	1	1	2	Pittsburgh Penguins	7	0	2	2	2
Colorado Avalanche	5	1	1	2	0	St. Louis Blues	4	0	0	0	2
Columbus Blue Jackets	4	1	0	1	0	San Jose Sharks	4	1	1	2	0
Dallas Stars	5	1	0	1	0	Tampa Bay Lightning	9	1	1	2	6
Detroit Red Wings	10	1	2	3	2	Toronto Maple Leafs	7	1	0	1	0
Edmonton Oilers	3	0	0	0	0	Vancouver Canucks	3	1	0	1	7
Florida Panthers	9	1	0	1	6	Vegas Golden Knights	2	0	0	0	0
Los Angeles Kings	4	0	0	0	2	Washington Capitals	9	1	1	2	5
Minnesota Wild	5	1	1	2	5	Winnipeg Jets	5	1	1	2	0
Montreal Canadiens	8	0	1	1	0	TOTALS	176	21	20	41	69

08-Apr vs FLA	0	0	0	-2	0	12:03
07-Apr vs OTT	0	1	1	1	0	14:47
05-Apr vs FLA	0	0	0	-1	0	14:16
03-Apr @ TBL	0	0	0	0	2	11:33
01-Apr @ PHI	0	0	0	0	0	13:24
31-Mar vs FLA	0	0	0	0	0	16:14
29-Mar vs TBL	1	0	1	1	2	15:14
27-Mar @ WPG	0	0	0	0	0	12:15
25-Mar @ MIN	0	0	0	-1	0	11:17
23-Mar @ DAL	1	0	1	1	0	13:10
21-Mar @ STL	0	0	0	-1	0	12:10
19-Mar vs CBJ	0	0	0	-2	0	11:25
17-Mar @ TBL	0	0	0	0	2	13:13
15-Mar @ FLA	0	0	0	-1	0	13:16
13-Mar @ CAR	0	1	1	1	0	13:57
11-Mar @ CHI	0	0	0	0	2	11:57
10-Mar vs CHI	0	1	1	0	0	12:05
08-Mar vs PHI	0	0	0	0	0	11:44
06-Mar vs DET	0	0	0	-1	0	13:09
03-Mar vs MTL	0	0	0	0	0	11:15
01-Mar vs PIT	0	0	0	0	2	14:08
27-Feb vs CAR	0	0	0	-1	0	14:24
25-Feb @ BUF	0	0	0	0	0	11:50
24-Feb @ TOR	0	0	0	0	2	14:21
20-Feb @ EDM	0	0	0	0	0	12:56
19-Feb @ CGY	0	0	0	0	0	13:31
17-Feb @ VAN	1	0	1	-1	0	10:53
13-Feb vs CGY	0	1	2	2	0	15:00
11-Feb @ NID	1	0	1	1	0	18:25
10-Feb vs BUF	0	0	0	0	0	12:44
07-Feb @ NYR	1	0	1	2	0	12:42
06-Feb @ DET	0	0	0	-1	0	15:39
03-Feb vs TOR	1	0	1	1	0	15:56
01-Feb vs STL	0	0	0	0	2	14:21
30-Jan vs ANA	0	0	0	0	0	12:57
25-Jan @ OTT	1	0	1	1	0	13:38
23-Jan vs NID	0	0	0	0	0	11:30
20-Jan @ MTL	0	0	0	-1	0	11:44
18-Jan @ NYI	0	0	0	-1	0	14:16
17-Jan vs MTL	0	0	0	0	0	12:31
15-Jan vs DAL	0	0	1	0	0	8:23
13-Jan @ MTL	0	0	0	0	0	10:10
07-Jan @ PIT	0	0	0	-1	0	12:13
06-Jan vs CAR	0	0	0	0	2	14:54
02-Jan @ NYI	1	1	2	1	0	11:54
30-Dec @ OTT	1	1	1	1	0	11:32
28-Dec @ WSH	0	0	1	0	0	13:38
27-Dec vs OTT	0	0	0	0	17	8:16
23-Dec vs DET	0	0	0	0	0	15:58
21-Dec vs WPG	0	0	1	0	0	12:12
19-Dec @ BUF	1	0	1	1	0	15:41
18-Dec vs CBJ	0	0	0	0	0	12:07
16-Dec vs NYR	0	0	0	0	0	12:01
14-Dec vs WSH	0	0	0	0	0	12:30
13-Dec @ DET	0	1	1	0	0	8:55
09-Dec vs NYI	0	0	0	-1	0	10:11
07-Dec vs ARI	0	0	0	0	0	13:33
04-Dec @ NSH	0	0	0	-1	0	7:34
02-Dec @ PHI	0	0	0	0	0	10:10
29-Nov vs TBL	0	0	0	0	0	11:59
26-Nov vs EDM	0	0	0	-1	0	14:42
24-Nov vs PIT	0	0	0	0	0	13:44
22-Nov @ NID	0	0	0	0	2	14:01
18-Nov @ SJS	0	0	0	0	0	15:46
16-Nov @ LAK	0	0	0	0	0	16:39
15-Nov @ ANA	0	0	0	-1	0	14:14
11-Nov vs TOR	0	0	0	0	0	11:24
10-Nov @ TOR	0	0	0	-2	0	16:16
08-Nov @ NYR	0	0	0	-1	0	13:52
06-Nov vs MIN	1	2	2	2	0	13:42
04-Nov vs WSH	0	0	0	-1	2	13:48
02-Nov vs VGK	0	0	0	0	0	17:45
30-Oct @ CBJ	0	0	0	0	0	21:43
28-Oct vs LAK	0	0	0	0	0	13:14
26-Oct vs SJS	0	1	1	0	0	11:28
21-Oct vs BUF	0	0	0	-2	0	15:22
19-Oct vs VAN	0	0	0	-1	5	14:26
15-Oct @ VGK	0	0	0	0	0	13:16
14-Oct @ ARI	1	0	1	0	0	15:11
11-Oct @ COL	1	0	1	-1	0	11:26
09-Oct vs COL	0	0	0	0	0	13:51
05-Oct vs NSH	0	0	1	0	0	15:30

NHL MILESTONES

100th NHL Game Oct. 19/17 vs. VAN



51 TROY STECHEER

(TROI STEH-chuhr)

POSITION DEFENCE

SHOOTS RIGHT

HEIGHT 5'10"

WEIGHT 186 LBS

BIRTHPLACE
RICHMOND, BC

BORN APR. 7, 1994



ACQUIRED

Signed as a free agent, April 13, 2016.

 @troystecher

 troystecher

CAREER HIGHLIGHTS

2017.18 Finished his second season in the NHL (all with Vancouver) registering 11 points (1-10-11) and 35 penalty minutes in 68 games. Appeared in his 100th career game Jan. 9 at WSH. Scored his first goal of the season Dec. 30 vs. LAK. Collected a season high in assists (2) Feb. 1 vs. CHI. Tied a career high in its (7) Mar. 20 at VGK. Registered a season high in plus-minus (+4) Dec. 28 vs. CHI. Collected 6 hits Mar. 7 vs. ARI. Recorded a career high in blocked shots (7) Feb. 9 at CAR. Set a career high for most hits (110) and blocks (69).

2016.17 Completed his first NHL campaign, leading all Canucks defencemen in scoring (24), assists (21) and point per game (0.34). Ranked third among Canucks blueliners in shots (125) and averaged 19:58 TOI. Was awarded the Walter (Babe) Pratt Award as the Canucks best defenceman. Finished the season eighth in rookie TOI/game, 19th in rookie shots, fifth in rookie defencemen assists and 16th in rookie blocked shots with 66. Collected a goal and an assist for his fourth two-point game of the season, Mar. 9 vs. NYI. Notched his second career goal and first on the powerplay, Jan. 22 at CHI. Tied a career-high with two assists, Jan. 12 at PHL. Notched his second career multi-assist/point game, Dec. 18 vs. CBJ. Had a career-high for points/assists in a game (2), Nov. 29 vs. MIN. Had a career-high and Canucks season-high eight shots, Dec. 10 at FLA. Had a career-high five shots and 234:30 TOI, Nov. 26 at COL. Notched his first career NHL point/assist, Nov. 5 at TOR. Collected a game-high and career-high five shots, Oct. 29 vs. WSH. Logged 22:35 TOI in his NHL debut, Oct. 25 vs. OTT.

2015.16 Completed his third season with the University of North Dakota, registering 29 points (8-21-29) and 37 penalty minutes in 43 games. Set NCAA career highs in goals (8), assists (21), points (29), penalty minutes (37) and plus/minus (+26). Ranked first on his team in goals, assists and points amongst defencemen. Ranked second amongst defencemen in plus/minus. Named to the All-Tournament Team, the NCHC Second All-Star Team and the NCAA West Second All-American Team. Helped his team to a second straight first-place finish in the NCHC Division. Advanced to the NCHC semifinals for the third straight year. Defeated Quinnipiac to win the Frozen Four National Championship after appearing in the tournament for three years straight.

REGULAR SEASON

PLAYOFFS

2017.18 GAME BY GAME

SEASON	CLUB	LEA	REGULAR SEASON					PLAYOFFS				
			GP	G	A	PTS	PIM	GP	G	A	PTS	PIM
2010.11	Penticton	BCHL	54	5	15	20	47	9	2	3	5	6
2011.12	Penticton	BCHL	53	5	37	42	42	15	2	8	10	8
2012.13	Penticton	BCHL	52	8	39	47	40	15	0	6	6	10
2013.14	North Dakota	NCAA	42	2	9	11	14	-	-	-	-	-
2014.15	North Dakota	NCAA	34	3	10	13	22	-	-	-	-	-
2015.16	North Dakota	NCAA	43	8	21	29	37	-	-	-	-	-
2016.17	Vancouver	NHL	71	3	21	24	25	-	-	-	-	-
	Utica	AHL	4	0	1	1	4	-	-	-	-	-
2017.18	Vancouver	NHL	68	1	10	11	35	-	-	-	-	-
VANCOUVER/NHL TOTALS			139	4	31	35	60	-	-	-	-	-

CAREER HIGHS

Most Goals in a Game	1: FOUR TIMES—LATEST DEC. 30/17 vs LAK
Most Assists in a Game	2: FIVE TIMES—LATEST FEB. 25/18 at ARI
Most Points in a Game	2: SIX TIMES—LATEST FEB. 25/18 at ARI: 0-2-2
Hat Tricks	0
Game-Winning Goals	0
Power Play Goals	1: JAN. 22/17 at CHI
Shorthanded Goals	0
Overtime Points	0-1-1
Shootout Record	0/0: 0 GDG
Penalty Shot Record	0/0

NHL FIRSTS

First Game	Oct. 25/16 vs OTT	Goals	N/A
First Goal	Nov. 13/16 vs DAL	Assists	3 games (Mar. 21-25/17: 3 assists)
First Assist	Nov. 5/16 at TOR	Points	3 games (Mar. 21-25/17: 0-3-3)

STREAKS

HONOURS

Walter (Babe) Pratt Award (Best Defenceman): 2017
 NCAA All-Tournament Team: 2016
 NCAA (NCHC) Second All-Star Team: 2016
 NCAA (West) Second All-American Team: 2016
 BCHL Best Defenceman: 2013
 BCHL First All-Star Team: 2013
 RBC Cup Top Defenceman: 2012
 BCHL Second All-Star Team: 2012

STECHEER vs NHL

TEAM	GP	G	A	PTS	PIM	TEAM	GP	G	A	PTS	PIM
Anaheim Ducks	6	0	0	0	2	Nashville Predators	6	0	0	0	4
Arizona Coyotes	9	0	2	2	4	New Jersey Devils	3	0	1	1	2
Boston Bruins	4	0	1	1	0	New York Islanders	3	1	1	2	0
Buffalo Sabres	3	0	1	1	0	New York Rangers	4	0	0	0	0
Calgary Flames	7	0	2	2	0	Ottawa Senators	3	0	1	1	0
Carolina Hurricanes	3	0	0	0	0	Philadelphia Flyers	3	0	2	2	0
Chicago Blackhawks	6	1	5	6	6	Pittsburgh Penguins	2	0	0	0	0
Colorado Avalanche	6	0	0	0	6	St. Louis Blues	4	0	2	2	0
Columbus Blue Jackets	4	0	3	3	4	San Jose Sharks	8	0	0	0	2
Dallas Stars	5	1	1	2	0	Tampa Bay Lightning	4	0	1	1	0
Detroit Red Wings	3	0	1	1	2	Toronto Maple Leafs	4	0	1	1	5
Edmonton Oilers	9	0	0	0	7	Vegas Golden Knights	3	0	0	0	2
Florida Panthers	4	0	1	1	2	Washington Capitals	3	0	0	0	4
Los Angeles Kings	6	1	1	2	2	Winnipeg Jets	6	0	0	0	0
Minnesota Wild	5	0	3	3	2	TOTALS	139	4	31	35	60
Montreal Canadiens	3	0	1	1	4						

07-Apr @ EDM	0	0	0	1	0	20:32
05-Apr vs ARI	0	0	0	0	0	16:13
03-Apr vs VOK	0	0	0	0	0	19:17
31-Mar vs CBJ	0	1	1	1	0	18:38
29-Mar vs EDM (W)	0	1	0	0	0	16:57
27-Mar vs ANA	0	0	0	-1	0	17:44
25-Mar @ DAL	0	1	1	1	0	18:00
23-Mar @ STL	0	0	0	-2	0	15:18
22-Mar @ CHI	0	0	0	0	0	17:22
20-Mar @ VGK	0	1	1	-2	0	15:41
17-Mar vs SJS	0	1	1	-2	0	16:46
14-Mar @ ANA	0	0	0	-2	4	19:22
12-Mar @ LAK	0	0	0	-2	4	16:25
11-Mar @ ARI	0	0	0	0	4	19:15
09-Mar vs MIN	0	0	0	-2	0	17:42
07-Mar vs ARI	0	0	0	0	0	21:07
05-Mar vs NYI	0	0	0	2	0	19:36
02-Mar vs NSH	0	0	0	-1	0	12:45
28-Feb vs NYR	0	1	1	1	0	19:23
26-Feb @ COL	0	1	0	0	0	16:07
25-Feb @ ARI	0	1	1	0	0	16:30
23-Feb @ VGK	0	0	0	-1	0	19:01
20-Feb vs COL	0	1	1	0	0	14:12
17-Feb vs BOS	0	2	4	2	0	16:11
15-Feb @ SJS	0	0	0	-1	0	17:01
14-Feb vs FLA	0	0	0	0	0	17:31
11-Feb @ DAL	0	1	1	2	0	20:29
09-Feb @ CAR	0	0	0	0	0	13:47
08-Feb @ TBL	DNP					
06-Feb @ FLA	DNP					
03-Feb vs TBL	0	0	0	0	0	12:41
01-Feb vs CHI	0	0	0	-1	0	13:13
30-Jan vs COL	DNP					
25-Jan vs BUF	DNP					
23-Jan vs LAK	DNP					
21-Jan @ WPG	0	0	0	-1	0	11:49
20-Jan @ EDM	0	0	0	-2	0	17:47
14-Jan @ MIN	DNP					
12-Jan @ CBJ	DNP					
09-Jan @ WSH	DNP					
07-Jan @ MTL	0	0	0	-2	2	17:28
06-Jan @ TOR	0	0	0	0	0	18:02
02-Jan vs ANA	0	0	0	-1	0	18:11
30-Dec vs LAK	0	0	0	-2	0	21:27
28-Dec vs CHI	0	0	0	1	0	18:47
23-Dec vs STL	0	0	0	0	0	17:41
21-Dec @ SJS	0	0	0	0	2	19:17
19-Dec vs MTL	0	1	1	-1	0	20:48
17-Dec vs CGY	0	0	0	-2	0	18:42
15-Dec vs SJS	0	0	0	0	0	23:32
13-Dec vs NSH	0	0	0	-5	0	19:42
11-Dec @ WPG	0	0	0	0	0	20:28
09-Dec @ CGY	0	0	0	-2	0	16:59
07-Dec vs PHI	0	0	0	-1	0	20:44
05-Dec vs CAR (W)	3	2	2	0	0	20:47
02-Dec vs TOR	0	0	0	0	0	21:53
30-Nov @ NSH	0	0	0	0	0	19:29
28-Nov @ NYI	0	0	0	-2	0	20:49
26-Nov @ NYR	0	0	0	1	0	20:50
24-Nov @ NJD	0	0	0	0	0	18:28
22-Nov @ PIT	1(W)	0	1	2	0	25:08
21-Nov @ PHI	0	1	1	1	0	19:18
18-Nov vs STL	0	0	0	-2	0	18:05
16-Nov vs VGK	0	0	0	-3	0	19:07
14-Nov @ LAK	0	2	2	1	0	15:56
11-Nov @ SJS	0	0	0	-1	0	22:52
09-Nov @ ANA	0	0	0	-1	2	20:55
07-Nov @ CGY	0	0	0	1	0	16:15
06-Nov vs DET	0	0	0	2	0	18:13
04-Nov vs PIT	0	0	0	0	0	12:49
01-Nov vs NJD	0	0	0	0	0	18:06
30-Oct @ DAL	0	0	0	0	0	17:33
26-Oct vs WSH	0	1	1	0	0	15:36
24-Oct @ MIN	0	0	0	0	0	13:48
22-Oct @ DET	0	1	1	1	0	13:54
20-Oct @ BUF	0	0	0	1	0	15:48
19-Oct @ BOS	0	0	0	-1	0	19:18
17-Oct @ OTT	0	0	0	0	2	13:39
14-Oct vs CGY	0	1	1	0	2	17:42
12-Oct vs WPG	DNP					
10-Oct vs OTT	DNP					
07-Oct vs EDM	DNP					

NHL MILESTONES

100th NHL Game Jan. 9/18 at WSH



20 BRANDON SUTTER

(BRAN-duhn SUH-tuhr)

POSITION CENTRE

SHOOTS RIGHT

HEIGHT 6'3"

WEIGHT 190 LBS

BIRTHPLACE
HUNTINGTON, NY

BORN FEB. 14, 1989



DRAFTED

Carolina's first round selection, 11th overall in the 2007 NHL Entry Draft.

ACQUIRED

From the Pittsburgh Penguins with a third round selection in the 2016 NHL Entry Draft (William Lockwood) in exchange for Nick Bonino, Adam Clendening, and a second round pick in the 2016 NHL Entry Draft (Filip Gustavsson).

CAREER HIGHLIGHTS

2017.18 Finished his 10th season in the NHL (third with Vancouver) collecting 26 points (11-15-26) and eight penalty minutes in 61 games...Played his 600th career game Oct. 14 vs. CGY...Scored a goal in consecutive games Jan. 14-20...Had a season high in goals (2), plus-minus (+3) and points (3) Mar. 27 vs. ANA...Scored the game winning goal in OT Jan. 14 at MIN...Recorded a season high in assists (2) Oct. 20 at BUF...Had a 4-game point streak Jan. 30-Feb. 6 (0-4-4)...Collected a season high in hits (5) Nov. 16 vs VGK...Had a career high in shorthanded assists (4)...Had a season high in shots (6) vs. COL...Scored his first of the season Oct. 7 vs. EDM... Ranked sixth in the NHL in short-handed face-off wins (110).

2016.17 Completed his ninth NHL season (second with Vancouver), registering 34 points (17-17-34) and 12 penalty minutes in 81 games...Led the team and ranked 13th in the league in faceoff wins with 788... Ranked third in power play goals (4) and fourth in goals (17) among Canucks skaters...Notched seven multi-point games in the season...Appeared in his 100th game as a Canuck, Apr. 8 vs EDM...Recorded his first career penalty shot goal, Jan. 4 vs ARI...Recorded a goal and an assist (his 100th career assist), Dec. 13 at CAR...Had a four-goal streak from Nov. 13-19...Tied his point total from 2015.16 with his ninth point of the season (goal), Nov. 15 vs NYR...Recorded his 200th career point with an assist, Nov. 5 at TOR.

2015.16 Completed his eighth NHL season and first with Vancouver, registering nine points (5-4-9) in 20 games...Played in his 500th career game, collected his 100th NHL goal, and tied a single-game career-high with two assists, Oct. 16 vs STL...Appeared in his first game as a Canuck and registered his first assist and goal in a Vancouver uniform (1-1-2), Oct. 7 at CGY.

2014.15 Completed his third season as a Penguin, recording 33 points (21-12-33) and 14 penalty minutes in 80 games...His 23 goals on the year tied a single season career-high and was the sixth consecutive season he has recorded 10 or more goals...Finished with a team-leading 50.6 percent faceoff efficiency and tied for second in the League with four shorthanded goals...Appeared in five Stanley Cup playoff games, collecting one goal and one assist (1-1-2).

2013.14 In his second season with Pittsburgh, collected 26 points (13-13-26) and 12 penalty minutes in 81 games played...Established new career highs in points (7), goals (5) and assists (2) during the 2014 Stanley Cup Playoffs...Scored the game-winner in the third period of Game 1 in the first round against CBJ.

2012.13 Played in his first season with Pittsburgh collecting five game-winning goals which was tied for second most on the team and new career high...Played 300th career NHL game Feb. 13 vs OTT...recorded first career playoff goal/point (Game 4) and first career playoff assist (Game 5) vs NYL.

2011.12 Completed his fourth NHL season with the Hurricanes...Tanked tied for fifth on the team in goals (17), and totaled 32 points...Ranked tied for first on the team and tied for fourth in the NHL in shorthanded goals (3)...Was fifth among NHL forwards in blocked shots (85)...Led Hurricanes forwards in shorthanded time on ice (2:20 per game)...Scored his first career NHL shorthanded goal at BUF (Oct.14)...Netted a goal and earned an assist at WSH (Mar. 6), which marked his 100th career NHL point.

2010.11 Completed his third NHL season with the Hurricanes setting career highs in games played (82), penalty minutes (25) and plus/minus (+13)...Was first among Hurricanes forwards and tied for seventh among NHL forwards in blocked shots (73)...Ranked first among Hurricanes in plus/minus (+13)...Skated in his 200th career NHL game at NYI (Apr. 2)...Earned his first career multi-goal game and was named first star against MIN (Oct. 7) in the first game of the 2010 NHL Premiere in Helsinki.

2009.10 Established career-highs in goals (21), assists (19) and points (40)...Was tied for third on the team with a career-high 21 goals...Was third on the team in shots (168) and tied for fourth in power-play goals (5)...Had his first career three-point game with a goal and two assists, Feb. 11 vs BUF...Played in his 100th career NHL game vs FLA (Feb. 9)...Netted the first game-winning goal of his NHL career, Dec. 28 at WSH...Earned his first career NHL multi-point game with a pair of assists, Nov. 13 vs NYL...Had four points (1-3-4) in seven games for the River Rats.

2008.09 Completed his first full professional season and his first NHL season with Carolina...Skated in 50 NHL games, totaling one goal and give assists (6 points) with 16 penalty minutes...Finished the season in Albany, notching four goals and eight assists (12 points) in 22 AHL games...Had his first NHL fight when he sparred with Noah Welch vs FLA (Feb. 18)...Scored his first NHL goal, Oct. 23 at PIT...Made his NHL debut on Opening Night and earned his first NHL point with an assist Oct. 10 vs FLA.



8 CHRIS TANEV

(KRIHS TA-nehv)

POSITION DEFENCE

SHOOTS RIGHT

HEIGHT 6'2"

WEIGHT 197 LBS

BIRTHPLACE
TORONTO, ON

BORN DEC. 20, 1989



ACQUIRED

Signed as a free agent by Vancouver on May 31, 2010.

CAREER HIGHLIGHTS

2017.18 Finished his 8th NHL season (all with Vancouver) registering 11 points (2-9-11) in 42 games played... Scored in consecutive games for the first time in his career, Oct. 10-12... Skated a season-high 24:17 TOI, Oct. 19 at BOS... Recorded an assist in consecutive games, Oct. 19-20 and Jan. 14-20... Notched a season-high three hits, Nov. 28 at NYL... Registered a career-high in points (3), Jan. 30 vs COL... Registered a season-high seven blocked shots, Feb. 1 vs CHI.

2016.17 Completed his seventh NHL season (all with Vancouver), registering 10 points (2-8-10) and 14 penalty minutes in 53 games... Ranked second among Canuck defencemen in blocks per game (17) and 4th in blocks (91)... Missed 29 games due to injury... Registered an assist and logged a season-high 24:06 TOI, Mar. 21 at CHI... Tied a season-high with six blocked shots, Mar. 4 at LA... Recorded the game-winner in overtime, Feb. 18 vs CGY... Recorded his first point/assist since missing 20 games from injury, Dec. 9 vs CBJ... Notched a season-high 6 blocked shots and appeared in his 300th career NHL game, Oct. 22 at LA.

2015.16 Completed his sixth NHL season (all with Vancouver), registering 18 points (4-14-18) in 69 games... Led the team and ranked 16th in the League in blocked shots with 166... Collected his first career short-handed point (assist), Jan. 23 at PIT... Established a career-high three game assist streak (0-3-3), Jan. 21-26... Established first career three game point streak (1-2-3), Jan. 1-6... Collected his first career power play goal and skated to a season-high 27:18 TOI, Oct. 24 vs DET.

2014.15 Completed his fifth NHL season, collecting a career-high 20 points (2-18-20) and 18 assists as well as 12 penalty minutes in 70 games... Recorded 170 blocked shots, ranking first on the team and 11th in the League... Ranked eighth on the team and first among defencemen in takeaways (26)... Averaged 21:04 time on ice per game, the third most on the team... Ranked first on the Canucks in shorthanded time on ice (2:44), and second in even strength time on ice (17:48)... Appeared in his 200th career game, Jan. 19 at FL... In six WCCQ playoff games, tied for the team lead in assists (3)... Collected a playoff career high two assists in Game 2 of the WCCQ, Apr. 17 vs CGY.

2013.14 Registered a career-high 17 points (6-11-17) and had eight penalty minutes in 64 games with Vancouver... Tied for first on the Canucks in blocked shots (136)... Recorded his first career shorthanded goal, Dec. 14/13 vs BOS... Registered his first career multi-point game, collecting two assists and adding five blocked shots, Oct. 22/13 at NYL... Appeared in his 100th career game, Oct. 17/13 at BUF.

2012.13 Appeared in 38 games, collecting seven points (2-5-7) and was +4 in his third NHL season with Vancouver... Averaged 17:17 TOI per game and ranked third on the Canucks for blocked shots (61)... Scored his first career NHL goal in overtime, Feb. 14/13 at EDM.

2011.12 Appeared in 25 games, collecting two assists and a +10 rating in his second NHL season... Registered a career-high three shots and a career-high 20:06 minutes played, Mar. 28 vs COL.

2010.11 Made his NHL debut with Vancouver... Skated in five NHL playoff games with Vancouver, including three Stanley Cup Final games against Boston... Averaged 14:40 TOI during the playoffs... Registered 11 blocked shots in five playoff games... Appeared in 29 regular season games with Vancouver, recording an assist and registering 32 blocked shots... Recorded his first NHL point, an assist, Jan. 24/11 vs DAL... Made his NHL debut Jan. 18/11 at COL.

REGULAR SEASON

PLAYOFFS

2017.18 GAME BY GAME

SEASON	CLUB	LEA	GP	G	A	PTS	PIM	GP	G	A	PTS	PIM
2009.10	R.I.T.	NCAA	41	10	18	28	4	-	-	-	-	-
2010.11	Vancouver	NHL	29	0	1	1	0	5	0	0	0	0
	Manitoba	AHL	39	1	8	9	16	14	1	2	3	4
2011.12	Vancouver	NHL	25	0	2	2	2	5	0	0	0	0
	Chicago	AHL	34	0	14	14	6	-	-	-	-	-
2012.13	Vancouver	NHL	38	2	5	7	10	-	-	-	-	-
	Chicago	AHL	29	2	10	12	6	-	-	-	-	-
2013.14	Vancouver	NHL	64	6	11	17	8	-	-	-	-	-
2014.15	Vancouver	NHL	70	2	18	20	12	6	0	3	3	0
2015.16	Vancouver	NHL	69	4	14	18	8	-	-	-	-	-
2016.17	Vancouver	NHL	53	2	8	10	14	-	-	-	-	-
2017.18	Vancouver	NHL	42	2	9	11	8	-	-	-	-	-
VANCOUVER/NHL TOTALS			390	18	68	86	62	16	0	3	3	0

CAREER HIGHS

Most Goals in a Game

1: 18x—LATEST OCT. 12/17 vs WPG

Most Assists in a Game

3: JAN. 30/18 vs COL

Most Points in a Game

3: JAN. 30/18 vs COL: 0-3-3

Hat Tricks

0

Game-Winning Goals

5: LATEST—FEB. 18/17 vs CGY

Power Play Goals

2: LATEST—FEB. 15/16 vs MIN

Shorthanded Goals

1: DEC. 14/13 vs BOS

Overtime Points

3-3-6

Shootout Record

0/0: 0 GDG

Penalty Shot Record

0/0

NHL FIRSTS

First Game Jan. 18/11 at COL

First Goal Feb. 4/13 at EDM

First Assist Jan. 24/11 vs DAL

STREAKS

Goals N/A

Assists 3 games (Jan. 21-26/16: 3 assists)

Points 3 games Twice (latest Jan. 21-26/16: 0-3-3)

HONOURS

Walter (Babe) Pratt: 2015

NCAA (AHA) Rookie of the Year: 2010

NCAA (AHA) All-Rookie Team: 2010

NCAA (AHA) All-Tournament Team: 2010

NCAA (AHA) Third All-Conference Team: 2010

Craig Lauzon Award (RIT-Top Newcomer): 2010

Markham Waxers Defenceman of the Year (RIT): 2009

INTERNATIONAL

World Championships: 2016 (Gold)

TANEV vs NHL

TEAM	GP	G	A	PTS	PIM	TEAM	GP	G	A	PTS	PIM
Anaheim Ducks	23	1	1	2	6	Montreal Canadiens	9	0	0	0	4
Arizona Coyotes	22	1	8	9	2	Nashville Predators	18	0	4	4	2
Boston Bruins	7	1	3	4	2	New Jersey Devils	8	0	2	2	2
Buffalo Sabres	8	0	3	3	0	New York Islanders	7	1	3	4	0
Calgary Flames	28	2	5	7	4	New York Rangers	5	0	0	0	2
Carolina Hurricanes	8	1	4	5	0	Ottawa Senators	8	1	1	2	4
Chicago Blackhawks	15	0	3	3	0	Philadelphia Flyers	9	0	3	3	0
Colorado Avalanche	17	1	4	5	6	Pittsburgh Penguins	8	1	1	2	2
Columbus Blue Jackets	15	0	1	1	0	St. Louis Blues	13	0	3	3	2
Dallas Stars	18	0	4	4	4	San Jose Sharks	21	1	2	3	2
Detroit Red Wings	11	1	1	2	2	Tampa Bay Lightning	9	0	0	0	2
Edmonton Oilers	25	1	1	2	8	Toronto Maple Leafs	8	1	1	2	2
Florida Panthers	8	0	0	0	0	Vegas Golden Knights	1	0	0	0	0
Los Angeles Kings	22	1	2	3	2	Washington Capitals	7	0	4	4	0
Minnesota Wild	18	1	1	2	2	Winnipeg Jets	14	2	3	5	0
TOTALS						390	18	68	86	62	

07-Apr @ EDM	INJ											
05-Apr vs ARI	INJ											
03-Mar vs VGK	INJ											
31-Mar vs CBJ	INJ											
29-Mar vs EDM	INJ											
27-Mar vs ANA	INJ											
25-Mar @ DAL	INJ											
23-Mar @ STL	0	0	-1	0	20:35							
22-Mar @ CHI	0	0	0	0	22:00							
20-Mar @ VGK	0	0	0	-1	20:17							
17-Mar vs SJS	0	0	0	0	16:38							
14-Mar @ ANA	INJ											
13-Mar @ LAK	INJ											
11-Mar @ ARI	INJ											
09-Mar vs MIN	INJ											
07-Mar vs ARI	INJ											
05-Mar vs NYI	INJ											
02-Mar vs NSH	INJ											
28-Feb vs NYR	INJ											
26-Feb @ COL	INJ											
25-Feb @ ARI	INJ											
23-Feb @ VGK	INJ											
20-Feb vs COL	INJ											
17-Feb vs BOS	INJ											
15-Feb @ SJS	INJ											
14-Feb vs FLA	INJ											
11-Feb @ DAL	INJ											
09-Feb @ CAR	INJ											
08-Feb @ TBL	0	0	0	-2	14:09							
06-Feb @ FLA	0	0	0	1	19:02							
03-Feb vs TBL	0	0	0	1	23:04							
01-Feb vs CHI	0	0	0	1	22:44							
30-Jan vs COL	0	3	3	2	18:58							
25-Jan vs BUF	0	0	-1	0	16:58							
23-Jan vs LAK	0	0	2	0	19:50							
21-Jan @ WPG	0	0	0	-1	20:57							
20-Jan @ EDM	0	1	1	0	18:04							
14-Jan @ MIN	0	1	1	1	17:27							
12-Jan @ CBJ	0	0	0	-1	19:18							
09-Jan @ WSH	INJ											
07-Jan @ MTL	INJ											
06-Jan @ TOR	0	0	0	0	13:2							
02-Jan vs ANA	0	0	0	-3	17:35							
30-Dec vs LAK	INJ											
28-Dec vs CHI	INJ											
23-Dec vs STL	INJ											
21-Dec @ SJS	INJ											
19-Dec vs MTL	INJ											
17-Dec vs CGY	INJ											
15-Dec vs SJS	INJ											
13-Dec vs NSH	0	0	0	0	13:14							
11-Dec @ WPG	0	0	0	-2	19:28							
09-Dec @ CGY	0	0	0	0	22:03							
07-Dec vs PHI	0	0	0	2	19:12							
05-Dec vs CAR	0	0	0	0	21:06							
02-Dec vs TOR	0	0	1	0	20:54							
30-Nov @ NSH	0	0	3	2	21:32							
28-Nov @ NYI	0	1	1	-1	21:04							
26-Nov @ NYR	0	0	0	0	23:04							
24-Nov @ NJD	0	0	0	-1	20:40							
22-Nov @ PIT	INJ											
21-Nov @ PHI	INJ											
18-Nov vs STL	INJ											
16-Nov vs VGK	INJ											
14-Nov @ LAK	INJ											
11-Nov @ SJS	INJ											
09-Nov @ ANA	INJ											
07-Nov @ CGY	0	0	0	0	23:19							
06-Nov vs DET	0	0	0	-1	19:08							
04-Nov vs PIT	0	0	0	3	21:51							
01-Nov vs NJD	0	0	0	-1	21:02							
30-Oct @ DAL	0	0	0	0	20:27							
26-Oct vs WSH	0	1	1	0	21:41							
24-Oct @ MIN	0	0	1	0	24:08							
22-Oct @ DET	0	0	0	2	23:48							
20-Oct @ BUF	0	1	2	0	20:04							
19-Oct @ BOS	0	1	1	1	24:17							
17-Oct @ OTT	0	0	1	0	21:33							
14-Oct vs CGY	0	0	-1	0	17:20							
12-Oct vs WPG	1	0	1	0	22:46							
10-Oct vs OTT	1	0	1	0	21:18							
07-Oct vs EDM	0	0	1	0	20:28							

NHL MILESTONES

100th NHL Game Oct. 17/13 at BUF

300th NHL Game Oct. 22/16 at LA



18 JAKE VIRTANEN

(JAYK Vuhr-TA-nehn)

POSITION RIGHT WING

SHOOTS RIGHT

HEIGHT 6'1"

WEIGHT 226 LBS

BIRTHPLACE
NEW WESTMINSTER, BC

BORN AUG. 17, 1996



DRAFTED

Vancouver's first round selection,
6th overall in the 2014 NHL Entry Draft.

 @Jake_Virtanen

 jakevirtanen18

CAREER HIGHLIGHTS

2017.18 Finished his third season in the NHL (all with Vancouver) collecting 20 points (10-10-20) and 46 penalty minutes in 74 games...Played in his 100th career NHL game Dec. 30 vs. LAK...Recorded his first point of the season Oct. 20 at BUF...Tied a career high for most hits in a game (7) Mar. 17 vs. SJS...Set a career high for shots in a game (8) Oct. 22 vs. DET...Scored the game winning goal Oct. 24 at MIN...Recorded a three-game point streak Oct. 20-24 (2-1-3)...Registered an assist in consecutive games Jan. 30 - Feb. 1 (0-2-2)...Had 2 points (1-1-2) and a game high in hits (5) Mar. 5 vs. NYL...Collected 6 hits Mar. 7 vs. ARI...Tied a season high for points (2) Dec. 21 at SJS...Had a goal and an assist Feb. 11 at DAL...Scored his first goal of the season Oct. 22 at DET...Led all Canucks forwards in hits (155)...Set career-highs for games played (72), goals (10), assists (10), points (20), shots (127), hits (155), and blocks (28).

2016.17 Split the season between Vancouver (0-1-1 in 10 GP) and Utica (9-10-19 in 65 GP)...Ranked fourth among Canucks forwards in hits/game with 1.7...Notched his lone point (assist) and skated to a season-high 12:26 TOI, Oct. 26 vs WSH...142 shots with the Comets ranked sixth while four PPG ranked tied for fifth on the team...Notched two goals including the GWG, Apr. 1 vs Rochester...Had a three game goal streak from Dec. 7-10 (three goals)...Scored his first career AHL goal (and GWG), Dec. 2 at Albany.

2015.16 Completed his first NHL campaign, registering 13 points (7-6-13)...Finished the season ranked second on the team and ninth among NHL rookies in hits (128)...Skated to a career-high 16:55 TOI, Mar. 9 vs ARI...Registered a career-high four shots, Mar. 1 vs NYL...Recorded his first multipoint game (1-1-2) and first career power play and game-winning goal, Feb. 25 vs OTT...Notched his first NHL goal, Nov. 2 vs PHL...Recorded his first NHL point (assist) and a career-high seven hits, Oct. 27 vs MTL...Appeared in his first NHL game, Oct. 13 at LA...Appeared in two games for Utica on a conditioning stint, Dec. 11-13...Represented team Canada at the 2016 IIHF World Junior Championship, registering an assist and 10 penalty minutes in 5 games.

2014.15 Registered 52 points in 50 games (21-31-52) in his fourth season with the Hitmen...Finished fifth on the team in scoring...Advanced to the third round of the playoffs with the Hitmen, scoring 13 points in 14 games (5-8-13)...Played his first professional games during the AHL playoffs as a part of the Utica Comets, helping them advance to the Calder Cup Final while scoring one assist...Helped Team Canada capture gold at the World Junior Championships.

UPCOMING MILESTONES

NHL TOTALS

PLAYER	MILESTONE	ENTERING 18.19	NEEDS
Sven Baertschi	300 Games Played	259	41
Jay Beagle	500 Games Played	471	29
Brock Boeser	100 Games Played	71	29
	100 Points	60	40
Michael Del Zotto	600 Games Played	566	34
Alex Edler	100 Goals	84	16
	800 Games Played	758	42
Loui Eriksson	900 Games Played	840	60
Sam Gagner	800 Games Played	770	30
	300 Assists	281	19
Markus Granlund	100 Points	75	25
Erik Gudbranson	400 Games Played	391	9
Bo Horvat	300 Games Played	295	5
	100 Goals	71	29
	100 Assists	90	10
	200 Points	161	39
Brendan Leipsic	100 Games Played	64	36
Jacob Markstrom	200 Games Played	167	33
Tyler Motte	100 Games Played	79	21
Antoine Roussel	100 Assists	77	23
Tim Schaller	200 Games Played	176	24
Troy Stecher	200 Games Played	139	61
Brandon Sutter	700 Games Played	657	43
Chris Tanev	400 Games Played	390	10
	100 Points	86	14
Jake Virtanen	200 Games Played	140	60

CANUCKS

PLAYERS

IN THE SYSTEM

2017/18 REVIEW

OPPONENTS

HISTORY

ALL TIME RECORDS

PLAYOFFS

NHL

MEDIA SERVICES

90



COMPANY DIRECTORY

Home Ice Utica Memorial Auditorium
 Address 400 Oriskany Street W
 Utica, NY 13502
 Telephone 315.790.9070
 Fax 315.507.3136
 Website www.UticaComets.com
 Media Relations Telephone 315.790.9070/315.794.8144
 Media Relations Fax 315.507.3136
 Ticket Info & Customer Care 315.790.9070

FRONT OFFICE

Governor Francesco Aquilini
 Alternate Governor Jim Benning
 General Manager Ryan Johnson
 Alternate Governor Chris Gear
 President/Chief Executive Officer Robert Esche
 Director of Hockey Operations Pat Conacher
 Head Coach Trent Cull
 Associate Coach Gary Agnew
 Assistant Coach Jason King
 Strength and Conditioning Coach Ken Hetzel
 Athletic Trainer Toby Blosser
 Equipment Manager Damion Parmalee
 Assistant Equipment Manager Greg Lowden
 Video Coach Joshua Gagnon

Executive Administrator Luann Horton-Murad
 Chief Financial Officer Michael Potrzeba
 VP, Marketing Cecelia Pikus
 VP, Corporate Partnerships Alicia Leone-DeSarro
 VP, Creative Services Eric Kowiatick
 VP, Communications Lindsay Mogle
 Broadcaster Joe Roberts
 Social Media Manager Nick Mecca
 Director of Ticket Operations David Sietsma
 Staff Accountant Chris Bowdish
 Director of Game Operations Chuck Obernesser
 Senior Ticket Account Executive Evan Annese
 Ticket Account Executive Marcella Costello
 Ticket Account Executive Kevin Hennig
 Ticket Account Executive Katie Elsenbeck
 Community Relations Coordinator Samantha Bentley

2018-19 SEASON SCHEDULE

Oct. 5 Toronto 7:00 PM
 Oct. 6 Belleville 7:00 PM
 Oct. 12 Charlotte 7:00 PM
 Oct. 13 @ Toronto 4:00 PM
 Oct. 14 @ Toronto 4:00 PM
 Oct. 17 Rochester 7:00 PM
 Oct. 19 Cleveland 7:00 PM
 Oct. 20 @ Syracuse 7:00 PM
 Oct. 24 Charlotte 7:00 PM
 Oct. 26 @ Rochester 7:05 PM
 Nov. 2 @ Laval 7:30 PM
 Nov. 3 @ Laval 3:00 PM
 Nov. 7 Laval 7:00 PM
 Nov. 9 Hartford 7:00 PM
 Nov. 10 @ Binghamton 7:05 PM
 Nov. 14 @ Belleville 7:00 PM
 Nov. 16 Syracuse 7:00 PM
 Nov. 17 @ Hartford 7:00 PM
 Nov. 21 Laval 7:00 PM
 Nov. 23 @ Rochester 7:05 PM
 Nov. 24 Belleville 7:00 PM
 Nov. 28 @ Binghamton 7:05 PM
 Nov. 30 @ Belleville 7:00 PM
 Dec. 1 @ Laval 3:00 PM
 Dec. 5 @ Rochester 7:05 PM
 Dec. 7 Springfield 7:00 PM
 Dec. 8 @ Binghamton 7:05 PM
 Dec. 12 Providence 7:00 PM
 Dec. 14 Binghamton 7:00 PM
 Dec. 16 @ Charlotte 1:00 PM
 Dec. 18 @ Charlotte 7:00 PM
 Dec. 21 @ Springfield 7:05 PM
 Dec. 22 Binghamton 7:00 PM
 Dec. 27 Binghamton 7:00 PM
 Dec. 28 @ Syracuse 7:00 PM
 Dec. 29 Rochester 7:00 PM
 Jan. 2 Syracuse 7:00 PM
 Jan. 5 @ Cleveland 1:00 PM
 Jan. 6 @ Cleveland 3:00 PM

Jan. 9 @ Toronto 7:00 PM
 Jan. 11 Bridgeport 7:00 PM
 Jan. 12 Syracuse 7:00 PM
 Jan. 16 Syracuse 7:00 PM
 Jan. 18 Binghamton 7:00 PM
 Jan. 19 Belleville 7:00 PM
 Jan. 25 @ Rochester 7:05 PM
 Feb. 1 @ Syracuse 7:00 PM
 Feb. 2 @ Springfield 7:05 PM
 Feb. 8 Lehigh Valley 7:00 PM
 Feb. 9 Rochester 7:00 PM
 Feb. 10 @ Bridgeport 3:00 PM
 Feb. 13 Laval 7:00 PM
 Feb. 16 @ Wilkes-Barre 7:05 PM
 Feb. 17 Cleveland 5:00 PM
 Feb. 22 Rochester 7:00 PM
 Feb. 23 @ Binghamton 7:05 PM
 Feb. 27 Rochester 7:00 PM
 Mar. 1 Hershey 7:00 PM
 Mar. 2 @ Lehigh Valley 7:05 PM
 Mar. 6 Syracuse 7:00 PM
 Mar. 8 @ Syracuse 7:00 PM
 Mar. 9 @ Laval 7:00 PM
 Mar. 13 @ Rochester 7:05 PM
 Mar. 15 Springfield 7:00 PM
 Mar. 16 Hartford 7:00 PM
 Mar. 20 @ Belleville 7:00 PM
 Mar. 22 Laval 7:00 PM
 Mar. 23 @ Syracuse 7:00 PM
 Mar. 29 Toronto 7:00 PM
 Mar. 30 @ Syracuse 7:00 PM
 Apr. 5 Toronto 7:00 PM
 Apr. 6 @ Hartford 7:00 PM
 Apr. 7 @ Providence 3:05 PM
 Apr. 12 Wilkes-Barre 7:00 PM
 Apr. 13 @ Hershey 7:00 PM
 Apr. 14 Syracuse 5:00 PM

Please note all times are Eastern Standard Time



TRENT CULL

TRENT CULL HEAD COACH

Born: September 27, 1973

Birthplace: Georgetown, ON

Residence: Utica, NY

Family: Wife, Marcia; Sons, Gabriel, Wyatt and Samuel

Trent Cull begins his second year with the Canucks organization after becoming the second Head Coach in Utica Comets history on June 28, 2017. He replaces Travis Green, who went on to become the Head Coach of the Vancouver Canucks after serving four years with the organization.

Cull, 44, joins the Canucks' AHL affiliate after having significant coaching and playing experience in the league. He has served as Assistant Coach of the Syracuse Crunch for the past 4 seasons, his second stint with the team after serving in the same role from 2006-10. Last season, Cull helped Syracuse win the Eastern Conference Championship and clinch a berth in the 2017 Calder Cup Final.

Cull was also Head Coach of the OHL's Sudbury Wolves for three seasons (2010 to 2013) compiling a 94-88-11-11 record, and Assistant Coach of the OHL's Guelph Storm for two seasons prior to joining the Syracuse Crunch.

Prior to his coaching career, the Georgetown, Ontario native played 10 seasons as a defenceman in the AHL and IHL with five teams: St. John's, Houston, Springfield, Wilkes-Barre/Scranton and Syracuse. He totaled 618 games as a pro, tallying 28 goals and 79 assists for 107 points as well as 1,629 penalty minutes. He won the IHL's Championship Trophy, the Turner Cup, as a member of the 1998-99 Houston Aeros. Cull also played 5 seasons in the OHL for Owen Sound, Windsor and Kingston.



GARY AGNEW

GARY AGNEW ASSOCIATE COACH

Born: May 24, 1960

Birthplace: Niagara Falls, ON

Residence: Utica, NY

Family: Wife, Barbara; Son, Brett; Daughter, Lindsay

Agnew, 57, enters his second season with the Utica Comets and adds over 30 years of experience coaching at the NHL, AHL and junior levels. He most recently worked as an Assistant Coach with the Pittsburgh Penguins from 2014 to 2016 and prior to that Assistant Coach with St. Louis from 2012 to 2014.

A native of Niagara Falls, Ontario, Agnew was a Columbus Blue Jackets assistant coach for four seasons from 2006-10, helping the Blue Jackets make the organization's first-ever playoff appearance in 2008-09. He also served a brief stint as interim head coach for Columbus. Prior to joining the Blue Jackets, Agnew was head coach of Columbus' AHL affiliate in Syracuse for six years. During his tenure in Syracuse, Agnew established a franchise record by winning 200 games, as well as the team's first division title in 2001-02.

Agnew has 11-plus years of head coaching experience in the OHL, including stops Oshawa (2011-12), London (1997-2000; 1990-94) and (1994-97). During his OHL coaching career, Agnew earned OHL Coach of the Year honors in 1992-93 and 1997-98 with London and led Kingston to its only division title in franchise history in 1994-95.

Agnew played four seasons of college hockey at the University of New Brunswick before playing professionally in the International and American Hockey Leagues for two years. Following his playing days, Agnew began his coaching career as an assistant coach at the University of New Brunswick.

JASON KING

ASSISTANT COACH

Born: September 14, 1981

Birthplace: Corner Brook, Newfoundland

Residence: Treasure Island, IL

Family: Wife, Jenn; Sons, Kaden and Kaiser

Jason King enters his third year with the Comets as an Assistant Coach. Prior to accepting this position, he spent three seasons with the St. John's Ice Caps. His post-playing career included two seasons as an assistant coach and one as the Director of Hockey Operations.

King was drafted in the 7th round (212th overall) in the 2001 NHL Entry Draft by the Vancouver Canucks. The Corner Brook, Newfoundland native made his NHL debut in the 2002-03 season. A year later, King made a splash with the Canucks when he was featured on a line with perennial all-stars Henrik and Daniel Sedin, and earned Rookie of the Month honours for November while scoring 12 goals in 47 games that season.

King finished his 11-year pro career a veteran of 59 NHL games, 335 AHL games and 140 DEL games (Germany). The forward spent two seasons with St. John's from 2011-2013, leading the club in goal scoring in 2011/12 and earning Community Man of the Year honours for his efforts in the community. In 2013/14, his first season behind the bench, King helped coach the IceCaps to their first-ever Calder Cup Finals after a fourth place finish in the AHL's Eastern Conference and a franchise record 99 points.



JASON KING

IN THE SYSTEM



DARREN ARCHIBALD

RIGHT WING


SHOOTS LEFT

6'3"

206 LBS

NEWMARKET, ON

FEB. 9, 1990



SEASON	TEAM	LEA	REGULAR SEASON					PLAYOFFS				
			GP	G	A	PTS	PIM	GP	G	A	PTS	PIM
2008.09	Barrie	OHL	68	25	24	49	35	5	4	3	7	2
2009.10	Barrie	OHL	57	26	33	59	62	16	5	5	10	16
2010.11	Barrie	OHL	25	18	12	30	21	-	-	-	-	-
	Niagara	OHL	37	23	13	36	30	14	10	4	14	6
2011.12	Chicago	AHL	20	1	0	1	10	-	-	-	-	-
	Kalamazoo	ECHL	49	14	31	45	59	14	2	4	6	21
2012.13	Chicago	AHL	55	12	10	22	47	-	-	-	-	-
	Kalamazoo	ECHL	18	6	7	13	29	-	-	-	-	-
2013.14	Vancouver	NHL	16	1	2	3	0	-	-	-	-	-
	Utica	AHL	59	10	12	22	102	-	-	-	-	-
2014.15	Utica	AHL	70	14	10	24	107	6	1	2	3	2
2015.16	Utica	AHL	51	10	9	19	96	1	1	0	1	0
	Kalamazoo	ECHL	6	2	0	2	0	-	-	-	-	-
2016.17	Utica	AHL	76	23	24	47	58	-	-	-	-	-
2017.18	Vancouver	NHL	27	4	5	9	14	-	-	-	-	-
	Utica	AHL	25	7	9	16	15	0	-	-	-	-
VANCOUVER/NHL Totals			43	5	7	12	14	-	-	-	-	-

ACQUIRED

Signed as a Free Agent on February 7, 2018.

RICHARD BACHMAN

GOALTENDER


CATCHES LEFT

5'10"

178 LBS

SALT LAKE CITY, UT

JUL. 25, 1987



SEASON	TEAM	LEA	REGULAR SEASON										
			GPI	MIN	GA	EN	SO	GAA	W	L	T	SVS	PCT
2006.07	Cedar Rapids	USHL	26	1564	78	0	4	2.99	14	10	2	819	0.913
	Chicago	USHL	7	359	29	0	0	4.85	2	5	0	230	0.888
2007.08	Colorado	NCAA	35	2103	65	0	4	1.85	25	9	1	883	0.931
2008.09	Colorado	NCAA	35	2073	91	0	3	2.63	14	11	10	962	0.914
2009.10	Idaho	ECHL	35	2028	77	3	4	2.28	22	7	4	775	0.910
	Texas	AHL	8	446	16	1	1	2.15	4	4	0	219	0.932
2010.11	Dallas	NHL	1	10	0	0	0	0.00	0	0	0	4	1.000
	Texas	AHL	55	3191	117	2	6	2.20	28	19	5	1478	0.927
2011.12	Dallas	NHL	18	933	43	0	1	2.77	8	5	1	434	0.909
	Texas	AHL	15	844	44	2	2	3.13	7	6	1	347	0.887
2012.13	Dallas	NHL	13	609	33	0	0	3.25	6	5	0	255	0.885
	Texas	AHL	6	363	14	0	0	2.31	5	1	0	161	0.920
2013.14	Edmonton	NHL	3	139	7	1	0	3.02	0	2	1	76	0.916
	Oklahoma	AHL	52	3074	153	3	2	2.99	26	19	6	1514	0.908
2014.15	Edmonton	NHL	6	317	15	1	1	2.84	3	2	0	153	0.911
	Oklahoma	AHL	23	1338	53	1	3	2.38	14	5	3	593	0.918
2015.16	Vancouver	NHL	1	60	3	0	0	3.01	1	0	0	28	0.903
	Utica	AHL	35	2010	92	3	1	2.75	17	12	5	829	0.900
2016.17	Vancouver	NHL	5	297	13	0	0	2.64	2	3	0	149	0.920
	Utica	AHL	27	1584	70	3	1	2.65	13	11	0	695	0.908
2017.18	Utica	AHL	31	1834	91	3	0	2.98	13	13	0	833	0.902
VANCOUVER TOTALS			6	357	16	0	0	2.70	3	3	0	177	0.917
NHL TOTALS			48	2,362	114	1	2	2.90	20	17	2	1,213	0.906

ACQUIRED

Signed as a free agent, July 1, 2015.

MATT BRASSARD


DEFENCE SHOOTS RIGHT 6'2" 197 LBS BARRIE, ON AUG. 8, 1998

REGULAR SEASON PLAYOFFS

SEASON	TEAM	LEA	GP	G	A	PTS	PIM	GP	G	A	PTS	PIM
2014.15	Stouffville	OJHL	5	0	1	1	0	-	-	-	-	-
2015.16	Barrie	OHL	28	1	3	4	13	-	-	-	-	-
2016.17	Barrie	OHL	29	5	9	14	31	-	-	-	-	-
	Oshawa	OHL	33	7	11	18	50	11	1	3	4	20
2017.18	Oshawa	OHL	67	16	35	51	64	5	1	2	3	2

ACQUIRED

Vancouver's seventh round selection, 188th overall in the 2017 NHL Entry Draft.



REID BOUCHER


CENTRE SHOOTS LEFT 5'10" 192 LBS LANSING, MI SEP. 8, 1993

REGULAR SEASON PLAYOFFS

SEASON	TEAM	LEA	GP	G	A	PTS	PIM	GP	G	A	PTS	PIM
2011.12	Sarnia	OHL	67	28	22	50	19	6	2	1	3	4
	Albany	AHL	1	0	0	0	0	-	-	-	-	-
2012.13	Sarnia	OHL	68	62	33	95	53	4	2	3	5	4
	Albany	AHL	11	3	2	5	6	-	-	-	-	-
2013.14	New Jersey	NHL	23	2	5	7	4	-	-	-	-	-
	Albany	AHL	56	22	16	38	10	4	1	0	1	0
2014.15	New Jersey	NHL	11	1	0	1	0	-	-	-	-	-
	Albany	AHL	62	15	15	30	36	-	-	-	-	-
2015.16	New Jersey	NHL	39	8	11	19	6	-	-	-	-	-
	Albany	AHL	34	19	13	32	4	11	4	6	10	4
2016.17	New Jersey	NHL	9	0	2	2	2	-	-	-	-	-
	Nashville	NHL	3	1	0	1	0	-	-	-	-	-
	Vancouver	NHL	27	5	2	7	6	-	-	-	-	-
	Milwaukee	AHL	5	4	1	5	0	-	-	-	-	-
2017.18	Vancouver	NHL	20	3	2	5	0	-	-	-	-	-
	Utica	AHL	45	25	21	46	35	-	-	-	-	-
VANCOUVER TOTALS			47	8	4	12	6	-	-	-	-	-
NHL TOTALS			132	20	22	42	18	-	-	-	-	-

ACQUIRED

Claimed off waivers from the New Jersey Devils on January 4, 2017.



GUILAUME BRISEBOIS


DEFENCE SHOOTS LEFT 6'3" 187 LBS ST. HILAIRE, QC JUL. 21, 1997

REGULAR SEASON PLAYOFFS

SEASON	TEAM	LEA	GP	G	A	PTS	PIM	GP	G	A	PTS	PIM
2013.14	Acadie-Bathurst	QMJHL	60	3	16	19	26	4	1	2	3	2
2014.15	Acadie-Bathurst	QMJHL	63	4	24	28	34	-	-	-	-	-
2015.16	Acadie-Bathurst	QMJHL	52	10	16	26	28	5	0	2	2	2
2016.17	Charlottetown	QMJHL	61	10	37	47	34	13	0	4	4	10
2017.18	Utica	AHL	68	3	15	18	16	5	0	0	0	2

ACQUIRED

Vancouver's third round selection, 66th overall in the 2015 NHL Entry Draft.



MICHAEL CARCONE

RIGHT WING

SHOOTS LEFT

5'10"

175 LBS

AJAX, ON

MAY 19, 1996



REGULAR SEASON

PLAYOFFS

SEASON	TEAM	LEA	GP	G	A	PTS	PIM	GP	G	A	PTS	PIM
2013.14	Stouffville	OJHL	49	12	25	37	44	-	-	-	-	-
2014.15	Drummondville	QMJHL	50	12	29	41	32	-	-	-	-	-
2015.16	Drummondville	QMJHL	66	47	42	89	80	3	0	0	0	12
2016.17	Utica	AHL	61	5	13	18	31	-	-	-	-	-
2017.18	Utica	AHL	68	15	12	27	71	5	1	3	4	4

ACQUIRED

Signed as a free agent, July 15, 2016.

JALEN CHATFIELD

DEFENCE

SHOOTS RIGHT

6'0"

189 LBS

YPSILANTI, MI

MAY 16, 1996



REGULAR SEASON

PLAYOFFS

SEASON	TEAM	LEA	GP	G	A	PTS	PIM	GP	G	A	PTS	PIM
2014.15	Windsor	OHL	60	1	20	21	35	-	-	-	-	-
2015.16	Windsor	OHL	68	10	27	37	45	5	2	0	2	0
2016.17	Windsor	OHL	61	8	20	28	56	7	0	2	2	4
2017.18	Utica	AHL	60	2	5	7	26	5	0	1	1	2

ACQUIRED

Signed as a free agent, March 13, 2017.

JONATHAN DAHLEN

LEFT WING


SHOOTS LEFT

5'11"

180 LBS

OSTERSUND, SWEDEN

DEC. 20, 1997



REGULAR SEASON

PLAYOFFS

SEASON	TEAM	LEA	GP	G	A	PTS	PIM	GP	G	A	PTS	PIM
2014.15	Timra IK	Swe-1	5	0	0	0	0	-	-	-	-	-
2015.16	Timra IK	Swe-1	51	15	14	29	8	-	-	-	-	-
2016.17	Timra IK	Swe-1	45	25	19	44	18	-	-	-	-	-
2017.18	Timra IK	Swe-1	44	23	21	44	8	-	-	-	-	-
	Utica	AHL	2	1	1	2	2	4	0	1	1	0

ACQUIRED

From the Ottawa Senators in exchange for Alex Burrows, Feb. 27, 2017

THATCHER DEMKO

GOALTENDER CATCHES LEFT 6'4" 207 LBS SAN DIEGO, CA DEC. 8, 1995

REGULAR SEASON

Season	Team	LEA	GPI	Min	GA	EN	SO	GAA	W	L	T	Svs	Pct
2011.12	Omaha	USHL	15	754	36	0	1	2.87	9	3	0	322	.899
2012.13	U.S. National	USHL	19	1059	39	0	1	2.21	15	3	0	360	.902
2013.14	Boston	NCAA	24	1446	54	0	2	2.24	16	5	3	611	.919
2014.15	Boston	NCAA	35	2107	77	0	1	2.19	19	13	3	950	.925
2015.16	Boston	NCAA	39	2362	74	0	10	1.88	27	8	4	1067	0.935
2016.17	Utica	AHL	45	2555	114	8	2	2.68	22	17	1	1118	0.907
2017.18	Vancouver	NHL	1	61	4	0	0	3.91	1	0	0	26	0.867
	Utica	AHL	46	2781	113	5	1	2.44	25	13	4	1340	0.922

NHL/VANCOUVER TOTALS 1 61 4 0 0 3.91 1 0 0 26 0.867

ACQUIRED

Vancouver's second round selection, 36th overall in the 2014 NHL Entry Draft.



MICHAEL DIPIETRO


GOALTENDER CATCHES LEFT 6'0" 203 LBS AMHERSTBURG, ON JUN. 9, 1999

REGULAR SEASON

SEASON	TEAM	LEA	GPI	MIN	GA	EN	SO	GAA	W	L	T	SVS	PCT
2015.16	Windsor	OHL	29	1644	67	6	2	2.45	16	8	2	696	0.912
2016.17	Windsor	OHL	51	2935	115	7	6	2.35	30	12	2	1272	0.917
2017.18	Windsor	OHL	56	3267	152	6	7	2.79	29	21	1	1544	0.910

ACQUIRED

Vancouver's third round selection, 64th overall in the 2017 NHL Entry Draft.



JONAH GADJOVICH

LEFT WING SHOOTS LEFT 6'2" 204 LBS WHITBY, ON OCT. 12, 1998

REGULAR SEASON PLAYOFFS

SEASON	TEAM	LEA	GP	G	A	PTS	PIM	GP	G	A	PTS	PIM
2014.15	Owen Sound	OHL	60	4	5	9	59	3	0	0	0	0
2015.16	Owen Sound	OHL	66	14	10	24	42	6	1	1	2	6
2016.17	Owen Sound	OHL	60	46	28	74	32	17	4	3	7	8
2017.18	Owen Sound	OHL	42	25	23	48	42	9	2	2	4	2

ACQUIRED

Vancouver's second round selection, 55th overall in the 2017 NHL Entry Draft.



NIKOLAY GOLDOBIN

RIGHT WING SHOOTS LEFT 5'11" 196 LBS MOSCOW, RUSSIA OCT. 7, 1995



SEASON	TEAM	LEA	REGULAR SEASON					PLAYOFFS				
			GP	G	A	PTS	PIM	GP	G	A	PTS	PIM
2012.13	Sarnia	OHL	68	30	38	68	12	4	0	1	1	0
2013.14	Sarnia	OHL	67	38	56	94	21	-	-	-	-	-
2014.15	HIFK Helsinki	SM-liiga	38	11	10	21	12	8	1	5	6	2
	Worcester	AHL	9	3	2	5	4	4	0	0	0	0
2015.16	San Jose	NHL	9	1	1	2	0	-	-	-	-	-
	San Jose	AHL	60	21	23	44	18	4	2	0	2	4
2016.17	San Jose	NHL	2	0	0	0	0	-	-	-	-	-
	San Jose	AHL	46	15	26	41	16	-	-	-	-	-
	Vancouver	NHL	12	3	0	3	0	-	-	-	-	-
2017.18	Utica	AHL	3	4	0	4	0	-	-	-	-	-
	Vancouver	NHL	38	8	6	14	6	-	-	-	-	-
	Utica	AHL	28	9	21	30	8	-	-	-	-	-
VANCOUVER TOTALS			50	11	6	17	6	-	-	-	-	-
NHL TOTALS			61	12	7	19	19	-	-	-	-	-

ACQUIRED

From the San Jose Sharks with a conditional 4th round selection in the 2017 NHL Entry Draft in exchange for Jannik Hansen on February 28, 2017.

KRISTOFFER GUNNARSSON

DEFENCE SHOOTS LEFT 6'1" 205 LBS MOLNDAL, SWEDEN FEB. 26, 1997




SEASON	TEAM	LEA	REGULAR SEASON					PLAYOFFS				
			GP	G	A	PTS	PIM	GP	G	A	PTS	PIM
2015.16	Frolunda HC	SweHL	13	0	0	0	0	-	-	-	-	-
	Oskarshamn IK	Swe-1	5	0	0	0	2	-	-	-	-	-
2016.17	Oskarshamn IK	Swe-1	29	1	1	2	8	-	-	-	-	-
	Frolunda HC	SweHL	10	0	0	0	29	8	0	0	0	6
2017.18	Frolunda HC	SweHL	46	0	0	0	24	6	0	0	0	0

ACQUIRED

Vancouver's fifth round selection, 135th overall in the 2017 NHL Entry Draft.

QUINN HUGHES

DEFENCE SHOOTS LEFT 5'10" 170 LBS ORLANDO, FL OCT. 14, 1999



SEASON	TEAM	LEA	REGULAR SEASON					PLAYOFFS				
			GP	G	A	PTS	PIM	GP	G	A	PTS	PIM
2014.15	St. Michael's	OJHL	1	0	0	0	10	-	-	-	-	-
2015.16	US National	USHL	34	4	7	11	10	-	-	-	-	-
2016.17	US National	USHL	26	4	22	26	10	-	-	-	-	-
2017.18	Michigan	NCAA	37	5	24	29	26	-	-	-	-	-

ACQUIRED

Vancouver's first round selection, 7th overall in the 2018 NHL Entry Draft.

LUKAS JASEK

RIGHT WING SHOOTS RIGHT 6'1" 177 LBS TRINEC, CZE AUG. 28, 1997

REGULAR SEASON PLAYOFFS

SEASON	TEAM	LEA	GP	G	A	PTS	PIM	GP	G	A	PTS	PIM
2014.15	Trinec	Ocelari Czech	27	0	2	2	4	1	0	0	0	0
2015.16	Trinec	Ocelari Czech	25	2	1	3	18	1	0	0	0	0
2016.17	Trinec	Ocelari Czech	16	0	0	0	2	4	0	1	1	2
2017.18	Liberec	Billi Tygri Czech	2	0	1	1	2	-	-	-	-	-
2017.18	Liberec	Billi Tygri Czech	48	8	10	18	28	10	0	1	1	2
	Utica	AHL	6	3	4	7	2	1	0	0	0	0

ACQUIRED

Vancouver's sixth round selection, 174th overall in the 2015 NHL Entry Draft.



OLLI JUOLEVI


DEFENCE SHOOTS LEFT 6'3" 200 LBS HELSINKI, FINLAND MAY 5, 1998

REGULAR SEASON PLAYOFFS

SEASON	TEAM	LEA	GP	G	A	PTS	PIM	GP	G	A	PTS	PIM
2015.16	London	OHL	57	9	33	42	16	18	3	11	14	4
2016.17	London	OHL	58	10	32	42	36	14	3	5	8	8
2017.18	TPS	Turku SM-liiga	38	7	12	19	14	11	2	5	7	0

ACQUIRED

Vancouver's first round selection, 5th overall in the 2016 NHL Entry Draft.



TANNER KERO


CENTRE SHOOTS LEFT 6'0" 185 LBS HANCOCK, MI JUL. 24, 1992

REGULAR SEASON PLAYOFFS

SEASON	TEAM	LEA	GP	G	A	PTS	PIM	GP	G	A	PTS	PIM
2009.10	Marquette	NAHL	57	32	19	51	39	-	-	-	-	-
2010.11	Fargo	USHL	55	14	23	37	22	5	1	0	1	2
2011.12	Michigan Tech	NCAA	39	9	7	16	14	-	-	-	-	-
2012.13	Michigan Tech	NCAA	33	11	13	24	27	-	-	-	-	-
2013.14	Michigan Tech	NCAA	40	15	10	25	16	-	-	-	-	-
2014.15	Michigan Tech	NCAA	41	20	26	46	10	-	-	-	-	-
	Rockford	AHL	6	5	0	5	0	6	2	1	3	0
2015.16	Chicago	NHL	17	1	2	3	2	-	-	-	-	-
	Rockford	AHL	60	20	19	39	23	3	0	2	2	0
2016.17	Chicago	NHL	47	6	10	16	8	4	0	0	0	0
	Rockford	AHL	28	7	13	20	14	-	-	-	-	-
2017.18	Chicago	NHL	8	1	2	3	0	-	-	-	-	-
	Rockford	AHL	36	8	12	20	8	12	0	3	3	8
NHL TOTALS			72	8	14	22	10	4	0	0	0	0


ACQUIRED

From the Chicago Blackhawks in exchange for Michael Chaput, June 24, 2018.



YAN-PAVEL LAPLANTE

LEFT WING SHOOTS LEFT 6'0" 189 LBS CHATEAUGUAY, QC APR. 23, 1995




SEASON	TEAM	LEA	REGULAR SEASON					PLAYOFFS				
			GP	G	A	PTS	PIM	GP	G	A	PTS	PIM
2011.12	PEI	QMJHL	57	6	15	21	33	-	-	-	-	-
2012.13	PEI	QMJHL	18	5	8	13	12	6	3	2	5	4
2013.14	Charlottetown	QMJHL	32	10	8	18	32	-	-	-	-	-
	Victoriaville	QMJHL	31	13	11	24	4	5	3	3	6	0
2014.15	Portland	AHL	6	0	0	0	2	-	-	-	-	-
	Victoriaville	QMJHL	20	13	12	25	35	-	-	-	-	-
2015.16	Gatineau	QMJHL	30	9	8	17	33	11	1	0	1	12
	Gatineau	QMJHL	63	34	31	65	88	10	3	5	8	8
2016.17	Utica	AHL	13	0	1	1	9	-	-	-	-	-
	Alaska	ECHL	38	9	11	20	39	-	-	-	-	-
2017.18	Utica	AHL	5	0	1	1	13	-	-	-	-	-

ACQUIRED

Signed as a free agent, May 16, 2016.

KOLE LIND

RIGHT WING SHOOTS RIGHT 6'1" 191 LBS SHAUNAVON, SK OCT. 16, 1998




SEASON	TEAM	LEA	REGULAR SEASON					PLAYOFFS				
			GP	G	A	PTS	PIM	GP	G	A	PTS	PIM
2014.15	Kelowna	WHL	6	0	1	1	4	7	0	3	3	4
2015.16	Kelowna	WHL	70	14	27	41	54	16	0	0	0	12
2016.17	Kelowna	WHL	70	30	57	87	79	17	6	6	12	10
2017.18	Kelowna	WHL	58	39	56	95	65	4	3	5	8	4
	Utica	AHL	6	0	1	1	2	-	-	-	-	-

ACQUIRED

Vancouver's second round selection, 33rd overall in the 2017 NHL Entry Draft.

WILLIAM LOCKWOOD

RIGHT WING SHOOTS RIGHT 5'11" 172 LBS BLOOMFIELD HILLS, MI JUN. 20, 1998



SEASON	TEAM	LEA	REGULAR SEASON					PLAYOFFS				
			GP	G	A	PTS	PIM	GP	G	A	PTS	PIM
2013.14	US National	USHL	34	7	4	11	10	-	-	-	-	-
2014.15	US National	USHL	1	1	1	2	0	-	-	-	-	-
2015.16	US National	USHL	20	3	3	6	27	-	-	-	-	-
2016.17	Michigan	NCAA	30	8	12	20	33	-	-	-	-	-
2017.18	Michigan	NCAA	16	4	7	11	11	-	-	-	-	-

ACQUIRED

Vancouver's third round selection, 64th overall in the 2016 NHL Entry Draft.


ZACK MACEWEN

CENTRE **SHOOTS RIGHT** **6'4"** **213 LBS** **CHARLOTTETOWN, PEI** **JUL. 8, 1996**

SEASON	TEAM	LEA	REGULAR SEASON					PLAYOFFS				
			GP	G	A	PTS	PIM	GP	G	A	PTS	PIM
2013.14	Amherst	MHL	50	9	5	14	3	-	-	-	-	-
2014.15	Moncton	QMJHL	9	1	1	2	6	9	2	2	4	10
	Amherst	MHL	46	29	23	52	103	-	-	-	-	-
2015.16	Moncton	QMJHL	66	10	30	40	56	17	4	4	8	14
2016.17	Gatineau	QMJHL	66	31	43	74	90	7	6	3	9	2
2017.18	Utica	AHL	66	10	23	33	56	5	1	0	1	4

ACQUIRED

Signed as a free agent, Mar. 3, 2017.




TYLER MADDEN

CENTRE **SHOOTS RIGHT** **5'11"** **152 LBS** **DEERFIELD BEACH, FL** **NOV. 9, 1999**

SEASON	TEAM	LEA	REGULAR SEASON					PLAYOFFS				
			GP	G	A	PTS	PIM	GP	G	A	PTS	PIM
2017.18	Tri-City	USHL	32	9	11	20	24	-	-	-	-	-
	Central Illinois	USHL	18	6	8	14	20	-	-	-	-	-

ACQUIRED

Vancouver's third round selection, 68th overall in the 2018 NHL Entry Draft.




ARTYOM MANUKYAN

FORWARD **SHOOTS RIGHT** **5'7"** **139 LBS** **OMSK, RUSSIA** **JUN. 9, 1998**

SEASON	TEAM	LEA	REGULAR SEASON					PLAYOFFS				
			GP	G	A	PTS	PIM	GP	G	A	PTS	PIM
2017.18	Omsk	KHL	24	1	1	2	2	1	0	0	0	0

ACQUIRED

Vancouver's sixth round selection, 186th overall in the 2018 NHL Entry Draft.



EVAN MCENENY

DEFENCE SHOOTS LEFT 6'2" 212 LBS HAMILTON, ON MAY. 22, 1994




			REGULAR SEASON					PLAYOFFS				
SEASON	TEAM	LEA	GP	G	A	PTS	PIM	GP	G	A	PTS	PIM
2009.10	Burlington	OJHL	4	0	1	1	0	-	-	-	-	-
2010.11	Kitchener	OHL	44	0	4	4	14	4	0	0	0	0
2011.12	Kitchener	OHL	2	0	2	2	4	-	-	-	-	-
2012.13	Kitchener	OHL	65	6	28	34	42	10	1	3	4	14
2013.14	Kitchener	OHL	15	2	5	7	23	-	-	-	-	-
	Kingston	OHL	46	5	30	35	55	7	1	1	2	6
	Utica	AHL	1	0	0	0	2	-	-	-	-	-
2014.15	Kingston	OHL	68	9	36	45	71	4	1	1	2	0
2015.16	Utica	AHL	2	0	0	0	0	-	-	-	-	-
	Kalamazoo	ECHL	36	1	24	25	19	5	0	1	1	6
2016.17	Vancouver	NHL	1	0	0	0	0	-	-	-	-	-
	Utica	AHL	64	8	15	23	20	-	-	-	-	-
2017.18	Utica	AHL	11	2	5	7	4	-	-	-	-	-
NHL/VANCOUVER TOTALS			1	0	0	0	0	-	-	-	-	-

ACQUIRED

Signed as a free agent, Sep. 13, 2012.

TYLER MOTTE

CENTRE SHOOTS LEFT 5'10" 192 LBS ST. CLAIR, MI MAR. 10, 1995



			REGULAR SEASON					PLAYOFFS				
SEASON	TEAM	LEA	GP	G	A	PTS	PIM	GP	G	A	PTS	PIM
2013.14	U. of Michigan	NCAA	34	9	9	18	22	-	-	-	-	-
2014.15	U. of Michigan	NCAA	35	9	22	31	14	-	-	-	-	-
2015.16	U. of Michigan	NCAA	38	32	24	56	36	-	-	-	-	-
	Rockford	AHL	5	2	3	5	2	3	2	0	2	0
2016.17	Chicago	NHL	33	4	3	7	14	-	-	-	-	-
	Rockford	AHL	43	10	6	16	20	-	-	-	-	-
2017.18	Vancouver	NHL	15	2	0	2	4	-	-	-	-	-
	Columbus	NHL	31	3	2	5	2	-	-	-	-	-
	Cleveland	AHL	17	9	2	11	25	-	-	-	-	-
VANCOUVER TOTALS			15	2	0	2	4	-	-	-	-	-
NHL TOTALS			79	9	5	14	20	-	-	-	-	-

ACQUIRED

From the Columbus Blue Jackets, alongside Jussi Jokinen, for Thomas Vanek, February 26, 2018.

PETRUS PALMU

RIGHT WING SHOOTS LEFT 5'6" 181 LBS JOENSUU, FINLAND JUL. 16, 1997



			REGULAR SEASON					PLAYOFFS				
SEASON	TEAM	LEA	GP	G	A	PTS	PIM	GP	G	A	PTS	PIM
2014.15	Owen Sound	OHL	62	22	20	42	20	5	1	0	1	0
2015.16	Owen Sound	OHL	52	23	26	49	30	6	3	3	6	8
2016.17	Owen Sound	OHL	62	40	58	98	34	17	13	8	21	6
2017.18	TPS Turku	SM-liiga	59	17	19	36	36	11	4	2	6	4

ACQUIRED

Vancouver's sixth round selection, 181st overall in the 2017 NHL Entry Draft.

JACK RATHBONE

DEFENCE SHOOTS LEFT 5'10" 177 LBS WEST ROXBURY, MA MAY 20, 1999

SEASON	TEAM	LEA	REGULAR SEASON					PLAYOFFS				
			GP	G	A	PTS	PIM	GP	G	A	PTS	PIM
2016.17	Youngstown	USHL	4	0	1	1	0	-	-	-	-	-
	Dexter School	USHS	22	16	19	35	0	-	-	-	-	-
2017.18	Dexter School	USHS	17	11	19	30	0	-	-	-	-	-
	Cape Cod	MHSL	8	4	0	4	0	-	-	-	-	-

ACQUIRED

Vancouver's fourth round selection, 95th overall in the 2017 NHL Entry Draft.



CANUCKS

PLAYERS

IN THE SYSTEM

2017.18 REVIEW

OPPONENTS

HISTORY

ALL TIME RECORDS

PLAYOFFS

NHL

MEDIA SERVICES

105


ASHTON SAUTNER

DEFENCE SHOOTS LEFT 6'0" 193 LBS FLAXCOMBE, SK MAY 27, 1994

SEASON	TEAM	LEA	REGULAR SEASON					PLAYOFFS				
			GP	G	A	PTS	PIM	GP	G	A	PTS	PIM
2011.12	Edmonton	WHL	59	2	10	12	38	19	0	2	2	10
2012.13	Edmonton	WHL	62	2	10	12	28	14	3	2	5	10
2013.14	Edmonton	WHL	72	8	34	42	26	20	3	9	12	8
2014.15	Edmonton	WHL	72	12	39	51	38	5	0	1	1	6
2015.16	Utica	AHL	50	4	7	11	12	2	0	0	0	0
2016.17	Utica	AHL	47	0	5	5	30	-	-	-	-	-
2017.18	Vancouver	NHL	5	0	2	2	2	-	-	-	-	-
	Utica	AHL	61	3	10	13	55	5	0	0	0	4
VANCOUVER/NHL TOTALS			5	0	2	2	2	-	-	-	-	-

ACQUIRED

Signed as a free agent, March 14, 2015.



MATTHEW THIESSEN

GOALTENDER CATCHES LEFT 6'2" 191 LBS ALTONA, MB JUN. 9, 2000

Season	Team	LEA	GPI	Min	REGULAR SEASON				GAA	W	L	T	Svs	Pct
					GA	EN	SO	EN						
2016.17	Steinbach	MJHL	1	59	3	0	0	3.05	0	1	0	27	0.900	
2017.18	Steinbach	MJHL	34	2012	69	0	2	2.06	28	3	1	824	0.923	

ACQUIRED

Vancouver's seventh round selection, 192nd overall in the 2018 NHL Entry Draft.



TONI UTUNEN

DEFENCE


SHOOTS LEFT

5'11"

169 LBS

KOKKOLA, FINLAND

APR. 27, 2000



REGULAR SEASON

PLAYOFFS

SEASON	TEAM	LEA	GP	G	A	PTS	PIM	GP	G	A	PTS	PIM
2016.17	Tappara	SM-liiga	1	0	0	0	0	-	-	-	-	-
2017.18	Tappara	SM-liiga	11	0	0	0	0	-	-	-	-	-
	LeKi	Mestis	28	2	10	12	12	-	-	-	-	-

ACQUIRED

Vancouver's fifth round selection, 130th overall in the 2018 NHL Entry Draft.

JETT WOOD

DEFENCE


SHOOTS RIGHT

6'0"

205 LBS

WINNIPEG, MB

JUL. 27, 2000



REGULAR SEASON

PLAYOFFS

SEASON	TEAM	LEA	GP	G	A	PTS	PIM	GP	G	A	PTS	PIM
2015.16	Moose Jaw	WHL	7	0	1	1	2	5	0	1	1	0
2016.17	Moose Jaw	WHL	65	5	17	22	37	7	0	3	3	4
2017.18	Moose Jaw	WHL	44	9	16	25	33	14	2	1	3	6

ACQUIRED

Vancouver's second round selection, 37th overall in the 2018 NHL Entry Draft.

2018.19 TRAINING CAMP ROSTER

FORWARDS

PLAYER	POS	HT	WT	HOMETOWN	DATE	2017.18 CLUB	GP	G	A	PTS	PIM
49 Archibald, Darren	RW	6'3"	206	Newmarket, ON	Feb 9, 1990	Utica (AHL)	25	7	9	16	15
						Vancouver (NHL)	27	4	5	9	14
68 Arseneau, Vincent	LW	6'2"	200	Iles-de-la-Madeleine, QC	Mar. 26, 1992	Allen (ECHL)	38	18	14	32	92
						Utica (AHL)	20	1	1	2	49
47 Baertschi, Sven	LW	5'11"	190	Bern, SUI	Oct. 5, 1992	Vancouver (NHL)	53	14	15	29	20
92 Bancks, Carter	LW	5'11"	185	Marysville, BC	Aug. 9, 1989	Utica (AHL)	45	4	13	17	58
83 Beagle, Jay	C	6'3"	210	Calgary, AB	Oct. 16, 1985	Washington (NHL)	79	7	15	22	16
6 Boeser, Brock	RW	6'1"	208	Burnsville, MN	Feb. 25, 1997	Vancouver (NHL)	62	29	26	55	16
24 Boucher, Reid	C	5'10"	192	Lansing, MI	Sep. 8, 1993	Utica (AHL)	45	25	21	46	35
						Vancouver (NHL)	20	3	2	5	0
58 Carcone, Michael	RW	5'10"	175	Ajax, ON	May 19, 1996	Utica (AHL)	68	15	12	27	71
54 Dahlen, Jonathan	LW	5'11"	180	Ostersund, SWED	Dec. 20, 1997	Timrå IK (Swe-1)	44	23	21	44	8
						Utica (AHL)	2	1	1	2	2
21 Eriksson, Loui	LW	6'2"	177	Gothenburg, SWE	Jul. 17, 1985	Vancouver (NHL)	50	10	13	23	4
41 Gadjovich, Jonah	LW	6'2"	209	Whitby, ON	Oct. 12, 1998	Owen Sound (OHL)	42	25	24	48	42
89 Gagner, Sam	C	5'11"	201	London, ON	Aug. 10, 1989	Vancouver (NHL)	74	10	21	31	35
88 Gaudette, Adam	C	6'1"	183	Braintree, MA	Oct. 3, 1996	Northeastern U. (H-East)	38	30	30	60	41
						Vancouver (NHL)	5	0	0	0	0
73 Gardiner, Reid	RW	5'11"	198	Humboldt, SK	Jan. 19, 1996	Wheeling (ECHL)	58	30	27	57	36
						W-B/Scranton (AHL)	10	1	2	3	2
50 Gaunce, Brendan	C	6'2"	219	Sudbury, ON	Mar. 25, 1994	Vancouver (NHL)	37	4	2	6	10
						Utica (AHL)	5	2	1	3	0
77 Goldobin, Nikolay	RW	5'11"	196	Moscow, RUS	Oct. 7, 1995	Utica (AHL)	30	9	22	31	8
						Vancouver (NHL)	38	8	6	14	6
60 Granlund, Markus	C	6'0"	180	Oulu, FIN	Apr. 16, 1993	Vancouver (NHL)	53	8	4	12	8
90 Hamilton, Wacey	F	5'11"	182	Cochrane, AB	Sept. 10, 1990	Utica (AHL)	45	4	18	22	54
53 Horvat, Bo	C	6'0"	215	London, ON	Apr. 5, 1995	Vancouver (NHL)	64	22	22	44	10
67 Jasek, Lukas	RW	6'1"	177	Trinec, CZE	Aug. 28, 1997	Liberec Bili Tygri HC (CZ)	48	8	10	18	28
						Utica (AHL)	6	3	4	7	2
17 Kero, Tanner	C	6'0"	185	Hancock, MI	Jul. 24, 1992	Chicago (NHL)	8	1	2	3	0
						Rockford (AHL)	36	8	12	20	8
9 Leipsic, Brendan	LW	5'10"	179	Winnipeg, MB	May 19, 1994	Vegas (NHL)	44	2	11	13	4
						Vancouver (NHL)	14	3	6	9	10
78 Lind, Kole	RW	6'1"	191	Shaunavon, SASK	Oct. 16, 1998	Kelowna (WHL)	58	39	56	95	65
						Utica (AHL)	6	0	1	1	2
71 MacEwen, Zack	C	6'4"	213	Charlottetown, PEI	Jul. 8, 1996	Utica (AHL)	66	10	23	33	56
81 MacMaster, Tanner	F	5'10"	171	Calgary, ALTA	Jan. 8, 1996	Quinnipiac U. (ECAC)	38	13	20	22	59
						Utica (AHL)	13	2	5	7	4
64 Motte, Tyler	C	5'10"	192	St. Clair, MI	Mar. 10, 1995	Vancouver (NHL)	15	2	0	2	4
						Utica (AHL)	2	0	0	0	2
86 Palmu, Petrus	RW	5'6"	181	Joensuu, FIN	Jul. 16, 1997	TPS Turku (SM-liiga)	59	17	19	36	36
40 Pettersson, Elias	C	6'2"	176	Sundsvall, SWE	Nov. 12, 1998	Vaxjo (SWE)	44	24	32	56	14
26 Roussel, Antoine	LW	5'11"	199	Roubaix, FRA	Nov. 21, 1989	Dallas (NHL)	73	5	12	17	126
59 Schaller, Tim	C	6'2"	204	Merrimack, NH	Nov. 16, 1990	Boston (NHL)	82	12	10	22	42
20 Sutter, Brandon	C	6'3"	190	Huntington, NY	Feb. 14, 1989	Vancouver (NHL)	61	11	15	26	8
18 Virtanen, Jake	RW	6'1"	226	New Westminster, BC	Aug. 17, 1996	Vancouver (NHL)	75	10	10	20	46
74 Woods, Brendan	C	6'3"	222	Humboldt, SK	Jun. 11, 1992	Utica (AHL)	14	2	2	4	30

2018.19 TRAINING CAMP ROSTER

DEFENCEMEN

PLAYER	POS	HT	WT	HOMETOWN	DATE	2017.18 CLUB	GP	G	A	PTS	PIM
84 Anselmini, Brandon	D	5'10"	183	Guelph, ON	Apr. 10, 1993	Rockford (AHL)	7	0	0	0	2
						Indy (ECHL)	29	2	15	17	56
79 Betker, Ben	D	6'6"	228	Cranbrook, BC	Sept. 29, 1994	Bakersfield (AHL)	42	1	4	5	42
55 Biega, Alex	D	5'10"	199	Montreal, QC	Apr. 4, 1988	Vancouver (NHL)	44	1	8	9	32
82 Blujus, Dylan	D	6'3"	202	Buffalo, NY	Jan. 22, 1994	Jacksonville (ECHL)	21	1	6	7	20
						Utica (AHL)	45	4	12	16	24
56 Brisebois, Guillaume	D	6'3"	187	St. Hilaire, QC	Jul. 21, 1997	Utica (AHL)	68	3	15	18	16
63 Chatfield, Jalen	D	6'0"	189	Ypsilanti, MI	May 16, 1996	Utica (AHL)	60	2	5	7	26
4 Del Zotto, Michael	D	6'0"	201	Stouffville, ON	Jun. 24, 1990	Vancouver (NHL)	82	6	16	22	48
45 Dirk, Jagger	D	6'0"	195	Penticton, BC	May 4, 1993	St. Francis Xavier (AUS)	30	6	22	28	10
						Binghamton (AHL)	7	0	1	1	2
23 Edler, Alexander	D	6'3"	212	Ostersund, SWE	Apr. 21, 1986	Vancouver (NHL)	70	6	28	34	68
91 Graham, Jesse	D	5'11"	167	Oshawa, ON	May 13, 1994	San Antonio (AHL)	46	4	17	21	18
44 Gudbranson, Erik	D	6'5"	217	Ottawa, ON	Jan. 7, 1992	Vancouver (NHL)	52	2	3	5	35
27 Hutton, Ben	D	6'2"	206	Brockville, ON	Apr. 20, 1993	Vancouver (NHL)	61	0	6	6	23
48 Juolevi, Olli	D	6'2"	200	Helsinki, FIN	May 5, 1998	TPS Turku (SM-liiga)	38	7	12	19	14
61 McEneaney, Evan	D	6'2"	212	Hamilton, ON	May 22, 1994	Utica (AHL)	11	2	5	7	4
93 McFadden, Garrett	D	5'11"	188	Owen Sound, ON	Apr. 3, 1997	Guelph (OHL)	68	6	38	44	33
						Laval (AHL)	4	0	1	1	0
5 Pouliot, Derrick	D	6'0"	194	Estevan, SK	Jan. 16, 1994	Vancouver (NHL)	71	3	19	22	39
29 Sautner, Ashton	D	6'1"	195	Flin Flon, MB	May. 27, 1994	Utica (AHL)	61	3	10	13	55
						Vancouver (NHL)	5	0	2	2	2
62 Sifers, Jaime	D	5'11"	200	Stratford, CT	Jan. 18, 1983	Utica (AHL)	37	0	5	5	44
51 Stecher, Troy	D	5'10"	186	Richmond, BC	Apr. 7, 1994	Vancouver (NHL)	68	1	10	11	35
8 Tanev, Chris	D	6'2"	197	Toronto, ON	Dec. 20, 1989	Vancouver (NHL)	42	2	9	11	8

GOALIES

PLAYER	POS	HT	WT	HOMETOWN	DATE	2017.18 CLUB	GP	W	L	T/OT	GA	SO
32 Bachman, Richard	G	5'10"	178	Salt Lake City, UT	Jul. 25, 1987	Utica (AHL)	31	13	13	0	91	0
35 Demko, Thatcher	G	6'4"	207	San Diego, CA	Dec. 8, 1995	Utica (AHL)	46	25	13	4	113	1
						Vancouver (NHL)	1	1	0	0	4	0
75 DiPietro, Michael	G	6'0"	203	Amherstburg, ON	Jun. 9, 1999	Windsor (OHL)	56	29	21	1	152	7
76 Kulbakov, Ivan	G	6'0"	185	Gomel, BEL	Sept. 18, 1996	Cleveland (AHL)	8	0	5	0	23	0
						Quad City (ECHL)	22	11	11	0	79	0
25 Markstrom, Jacob	G	6'6"	206	Gavle, SWE	Jan. 31, 1990	Vancouver (NHL)	60	23	26	7	154	2
31 Nilsson, Anders	G	6'6"	232	Lulea, SWE	Mar. 19, 1990	Vancouver (NHL)	27	7	14	4	84	2

CANUCKS BIRTHDAYS

CANUCKS PLAYERS AND IN THE SYSTEM BIRTHDAYS (AS OF OCTOBER 3RD)

Day Player (Age to be)

JANUARY

7 Erik Gudbranson (27)
16 Derrick Pouliot (25)
31 Jacob Markstrom (29)

FEBRUARY

9 Darren Archibald (29)
14 Brandon Sutter (30)
25 Brock Boeser (22)
26 Kristoffer Gunnarsson (22)

MARCH

10 Tyler Motte (24)
19 Anders Nilsson (29)
25 Brendan Gaunce (25)

APRIL

4 Alex Biega (31)
5 Bo Horvat (24)
7 Troy Stecher (25)
16 Markus Granlund (26)
20 Ben Hutton (26)
21 Alexander Edler (33)
23 Yan-Pavel Laplante (24)
27 Toni Utunen (19)

MAY

5 Olli Juolevi (21)
16 Jalen Chatfield (23)
19 Michael Carcone (23)
19 Brendan Leipsic (25)
20 Jack Rathbone (20)
22 Evan McEneny (25)
27 Ashton Sautner (25)

JUNE

9 Michael DiPietro (20)
9 Artyom Manukyan (21)
9 Matthew Thiessen (19)
20 William Lockwood (21)
24 Michael Del Zotto (29)

JULY

8 Zack MacEwen (23)
16 Petrus Palmu (22)
17 Loui Eriksson (34)
21 Guillaume Brisebois (22)
24 Tanner Kero (27)
25 Richard Bachman (32)
27 Jett Woo (19)

AUGUST

8 Matt Brassard (21)
10 Sam Gagner (30)
17 Jake Virtanen (23)
28 Lukas Jasek (22)

SEPTEMBER

8 Reid Boucher (26)

OCTOBER

3 Adam Gaudette (22)
5 Sven Baertschi (26)
7 Nikolay Goldobin (23)
12 Jonah Gadjovich (20)
14 Quinn Hughes (19)
16 Jay Beagle (33)
16 Kole Lind (20)

NOVEMBER

9 Tyler Madden (19)
12 Elias Pettersson (20)
16 Tim Schaller (28)
21 Antoine Roussel (29)

DECEMBER

8 Thatcher Demko (23)
20 Jonathan Dahlen (21)
20 Chris Tanev (29)

2017.18 REVIEW



2017.18 FINAL SCORING

POS	NO	PLAYER	GP	AVG TOI	G	A	PTS	+/-	PIM	PP	SH	GW	S	PCTG
L	22	Daniel Sedin	81	15:16	23	32	55	-21	40	9	0	5	189	12.2
R	6	*Brock Boeser	62	17:29	29	26	55	-5	16	10	0	4	179	16.2
C	33	Henrik Sedin	82	15:32	3	47	50	-22	30	0	0	0	67	4.5
C	53	Bo Horvat	64	19:20	22	22	44	-1	10	10	1	3	158	13.9
L	26	**Thomas Vanek	61	13:58	17	24	41	-12	28	4	0	1	121	14.0
D	23	Alexander Edler	70	24:16	6	28	34	-18	68	1	0	2	172	3.5
C	89	Sam Gagner	74	15:06	10	21	31	-18	35	3	0	2	164	6.1
L	47	Sven Baertschi	53	15:36	14	15	29	3	20	7	0	2	82	17.1
C	20	Brandon Sutter	61	17:18	11	15	26	8	8	0	0	1	106	10.4
L	21	Loui Eriksson	50	16:16	10	13	23	0	4	0	1	0	101	9.9
D	5	Derrick Pouliot	71	17:51	3	19	22	-22	39	1	0	3	78	3.8
D	4	Michael Del Zotto	82	20:48	6	16	22	-8	48	0	0	0	128	4.7
R	18	Jake Virtanen	75	11:59	10	10	20	-11	46	0	0	1	130	7.7
R	77	Nikolay Goldobin	38	12:20	8	6	14	-14	6	2	0	0	50	16.0
C	60	Markus Granlund	53	16:15	8	4	12	-10	8	2	2	1	93	8.6
D	8	Christopher Tanev	42	19:46	2	9	11	7	8	0	0	0	31	6.5
D	51	Troy Stecher	68	18:48	1	10	11	-7	35	0	0	0	94	1.1
L	36	Loui Eriksson**	14	12:49	4	6	10	2	2	0	0	0	19	21.1
L	9	*Brendan Leipsic**	14	16:55	3	6	9	-3	10	0	0	1	27	11.1
R	49	Darren Archibald	27	14:51	4	5	9	-1	14	0	1	0	28	14.3
D	55	Alex Biega	44	15:01	1	8	9	3	32	0	0	1	79	1.3
R	15	Derek Dorsett	20	15:16	7	2	9	-1	74	0	2	1	26	26.9
D	27	Ben Hutton	61	18:24	0	6	6	-9	23	0	0	0	103	0.0
C	42	Alexander Burmistrov	24	11:58	2	4	6	-5	12	1	0	0	18	11.1
C	50	Brendan Gaunce	37	13:18	4	2	6	0	10	1	0	1	55	7.3
C	24	Reid Boucher	20	11:22	3	2	5	-12	0	1	0	1	37	8.1
D	44	Erik Gudbranson	52	18:25	2	3	5	-7	35	0	0	0	53	3.8
C	17	Nic Dowd	56	10:32	3	1	4	-10	28	1	0	1	51	5.9
C	64	Tyler Motte**	15	13:53	2	0	2	-1	4	0	0	0	22	9.1
D	59	*Ashton Sautner	5	13:21	0	2	2	4	2	0	0	0	3	0.0
C	88	*Adam Gaudette	5	12:47	0	0	0	2	0	0	0	0	9	0.0
C	45	Michael Chaput	9	9:47	0	0	0	-4	5	0	0	0	2	0.0
D	29	*Philip Holm**	1	15:12	0	0	0	-2	0	0	0	0	0	0.0
C	7	Jayson Megna	1	4:18	0	0	0	0	0	0	0	0	0	0.0

GOALTENDING

NO	GOALTENDER	GPI	MINS	AVG	W	L	OT	SO	GA	SA	SV%	G	A	PIM
25	Jacob Markstrom	60	3,413:43	2.71	23	26	7	2	154	1745	0.912	0	3	4
31	Anders Nilsson	27	1,463:41	3.44	7	14	4	2	84	850	0.901	0	1	0
35	*Thatcher Demko	1	61:21	3.93	1	0	0	0	4	30	0.867	0	0	0

*Indicated rookie year

**Canucks totals only

2017.18 SCORING BREAKDOWN

PLAYER	HOME					ROAD					OVERALL				
	GP	G	A	PTS	PIM	GP	G	A	PTS	PIM	GP	G	A	PTS	PIM
Archibald, Darren	13	3	2	5	9	14	1	3	4	5	27	4	5	9	14
Baertschi, Sven	24	6	10	16	14	29	8	5	13	6	53	14	15	29	20
Biega, Alex	24	1	3	4	24	20	0	5	5	8	44	1	8	9	32
Boeser, Brock	30	17	14	31	6	32	12	12	24	10	62	29	26	55	16
Boucher, Reid	9	0	1	1	0	11	3	1	4	0	20	3	2	5	0
Burmistrov, Alexander	13	1	2	3	6	11	1	2	3	6	24	2	4	6	12
Del Zotto, Michael	41	4	3	7	22	41	2	13	15	26	82	6	16	22	48
Dorsett, Derek	11	2	1	3	12	9	5	1	6	62	20	7	2	9	74
Dowd, Nic	17	2	0	2	4	23	1	0	1	12	40	3	0	3	16
Edler, Alex	35	3	14	17	30	35	3	14	17	38	70	6	28	34	68
Eriksson, Loui	25	4	7	11	0	25	6	6	12	4	50	10	13	23	4
Gagner, Sam	37	6	12	18	10	37	4	9	13	25	74	10	21	31	35
Gaudette, Adam	4	0	0	0	0	1	0	0	0	0	5	0	0	0	0
Gaunce, Brendan	18	2	1	3	2	19	2	1	3	8	37	4	2	6	10
Goldobin, Nikolay	22	8	3	11	4	16	0	3	3	2	38	8	6	14	6
Granlund, Markus	27	6	1	7	4	26	2	3	5	4	53	8	4	12	8
Gudbranson, Erik	26	0	2	2	7	26	2	1	3	28	52	2	3	5	35
Holm, Philip**	0	0	0	0	0	1	0	0	0	0	1	0	0	0	0
Horvat, Bo	32	15	17	32	6	32	7	5	12	4	64	22	22	44	10
Hutton, Ben	29	0	3	3	8	32	0	3	3	15	61	0	6	6	23
Jokinen, Jussi**	8	3	4	7	0	6	1	2	3	2	14	4	6	10	2
Leipsic, Brendan**	8	3	4	7	10	6	0	2	2	0	14	3	6	9	10
Megna, Jayson	1	0	0	0	0	0	0	0	0	0	1	0	0	0	0
Motte, Tyler**	9	0	0	0	2	6	2	0	2	2	15	2	0	2	4
Pouliot, Derrick	35	2	11	13	6	36	1	8	9	33	71	3	19	22	39
Sautner, Ashton	4	0	2	2	2	1	0	0	0	0	5	0	2	2	2
Sedin, Daniel	41	10	16	26	20	40	13	16	29	20	81	23	32	55	40
Sedin, Henrik	41	0	21	21	18	41	3	26	29	12	82	3	47	50	30
Stecher, Troy	34	1	6	7	25	34	0	4	4	10	68	1	10	11	35
Sutter, Brandon	30	6	8	14	6	31	5	7	12	2	61	11	15	26	8
Tanev, Chris	20	2	4	6	6	22	0	5	5	2	42	2	9	11	8
Vanek, Thomas**	30	10	14	24	18	31	7	10	17	10	61	17	24	41	28
Virtanen, Jake	37	2	5	7	30	38	8	5	13	16	75	10	10	20	46

2017.18 SPECIAL TEAMS SCORING

POWER PLAY	G	A	PTS	SHORT HANDED	G	A	P
Brock Boeser	10	13	23	Brandon Sutter	0	4	4
Daniel Sedin	9	14	23	Derek Dorsett	2	0	2
Henrik Sedin	0	17	17	Loui Eriksson	1	1	2
Alexander Edler	1	14	15	Markus Granlund	2	0	2
Thomas Vanek**	4	10	14	Christopher Tanev	0	2	2
Bo Horvat	10	3	13	Darren Archibald	1	0	1
Sam Gagner	3	8	11	Alex Biega	0	1	1
Sven Baertschi	7	2	9	Bo Horvat	1	0	1
Derrick Pouliot	1	8	9	Ben Hutton	0	1	1
Michael Del Zotto	0	5	5	Derrick Pouliot	0	1	1
Jussi Jokinen**	0	2	2	Troy Stecher	0	1	1
Loui Eriksson	0	3	3				
Markus Granlund	2	1	3				
Reid Boucher	1	1	2				
Alexander Burmistrov	1	1	2				
Nikolay Goldobin	2	0	2				
Ben Hutton	0	2	2				
Nic Dowd	1	0	1				
Brendan Gaunce	1	0	1				
Troy Stecher	0	1	1				

**Canucks totals only

CANUCKS

PLAYERS

IN THE SYSTEM

2017.18 REVIEW

OPPONENTS

HISTORY

ALL TIME RECORDS

PLAYOFFS

NHL

MEDIA SERVICES

13

2017.18 SEASON SUMMARY

2017.18 VANCOUVER CANUCKS FINAL TEAM NOTES

Overall record:	31 - 40 - 11
Home record:	16 - 18 - 7
Road record:	15 - 22 - 4
Last 5 Games:	3 - 0 - 2
Last 10 Games:	6 - 2 - 2
1-Goal Games:	11 - 7 - 11
2-Goal Games:	6 - 10
3-Goal Games:	14 - 23
Scoring first:	17 - 10 - 6
Opponent scoring first:	14 - 30 - 5
Leading after 1 period:	14 - 0 - 2
Trailing after 1 period:	8 - 27 - 1
Tied after 1 period:	9 - 13 - 8
Leading after 2 periods:	21 - 1 - 6
Trailing after 2 periods:	3 - 35 - 4
Tied after 2 periods:	7 - 4 - 1
OT Record - This Season:	6 - 11
OT Record - Franchise:	194 - 176 - 219
Shootout Record - This Season:	0 - 5
Shootout Record - Franchise:	59 - 66
Outshooting opponent:	9 - 18 - 5
Outshot by opponent:	20 - 21 - 5
Even shots:	2 - 1 - 1
vs. EASTERN CONFERENCE:	13 - 15 - 4
vs. Atlantic:	5 - 9 - 2
vs. Metropolitan:	8 - 6 - 2
vs. WESTERN CONFERENCE:	18 - 25 - 7
vs. Central:	9 - 8 - 4
vs. Pacific:	9 - 17 - 3

SITUATIONAL GOALS FOR & AGAINST

	For	Against
5 on 5:	138	164
5 on 4:	48	7
5 on 3:	4	0
4 on 4:	2	3
4 on 3:	1	0
3 on 3:	5	5
3 on 4:	0	1
3 on 5:	0	2
4 on 5:	7	55
Empty Net:	7	17
Penalty Shots:	1	2
Total:	218	259

INDIVIDUAL LEADERS*

Points:	D. Sedin (55), B. Boeser (55), H. Sedin (50)
Goals:	B. Boeser (29), D. Sedin (23), B. Horvat (22)
Assists:	H. Sedin (47), D. Sedin (32), A. Edler (28)
PP Goals:	B. Horvat (10), B. Boeser (10), D. Sedin (9)
SH Goals:	D. Dorsett (2), M. Granlund (2), L. Eriksson (1)
GW Goals:	D. Sedin (5), B. Boeser (4), D. Pouliot (3)
3+ Goals:	T. Vanek (1), B. Boeser (1)
PIM:	D. Dorsett (74), A. Edler (68), M. Del Zotto (48)
Shots:	D. Sedin (189), B. Boeser (179), A. Edler (172)
+/-:	B. Sutter (+8), C. Tanev (+7), J. Jokinen (+7)

MONTH BY MONTH RECORD

	W-L-O	POINTS
October:	6-3-2	14
November:	6-7-2	14
December:	4-8-1	9
January:	4-6-1	9
February:	4-8-2	10
March:	6-8-1	13
April:	1-0-2	4
Totals:	31-40-11	73

Goals By Period	1	2	3	OT	T	Avg
CANUCKS	64	81	67	6	218	(2.7 avg.)
Opponents	87	79	87	6	259	(3.2 avg.)

Shots By Period	1	2	3	OT	T	Avg
CANUCKS	829	820	782	33	2464	(30.0 avg.)
Opponents	901	869	838	33	2641	(32.2 avg.)

Power Play	G	ATT	PCT
Overall:	53	247	21.5 (9th NHL)
Home:	28	127	22.0 (16th NHL)
Road:	25	120	20.8 (7-7th NHL)

10 SHORT HANDED GOALS ALLOWED (7-24th NHL)

Penalty Killing	G	TSH	PCT
Overall:	60	276	78.3 (21th NHL)
Home:	30	137	78.1 (25th NHL)
Road:	30	139	78.4 (18th NHL)

7 SHORT HANDED GOALS SCORED (7-13th NHL)

Penalties	GP	MIN	Avg
	82	712	8.7 (18th NHL)

GOALTENDERS*

	GPI	MIN	GA	AVG	W	L	OT
Jacob Markstrom	60	3,413:43	154	2.71	23	26	7
Anders Nilsson	27	1,463:41	84	3.44	7	14	4
*Thatcher Demko	1	61:21	4	3.93	1	0	0

*Canucks Totals Only

2017.18 SCHEDULE & RESULTS

#	DATE	OPP	RES	SCORE	W	L	O	SF	SA	SCORER	WIN	LOSS/OT	ATTENDANCE
1	Oct. 7	H EDM	W	3-2	1	0	0	26	35	B. Horvat	J. Markstrom	C. Talbot	18,865
2	Oct. 10	H OTT	O (SO)	2-3	1	0	1	28	42	M. Stone	C. Anderson	J. Markstrom (OT)	12,773
3	Oct. 12	H WPG	L	2-4	1	1	1	32	20	T. Myers	C. Hellebuyck	J. Markstrom	15,589
4	Oct. 14	H CGY	L	2-5	1	2	1	29	27	S. Monahan	M. Smith	J. Markstrom	17,074
5	Oct. 17	R OTT	W	3-0	2	2	1	24	32	B. Boeser	A. Nilsson	C. Anderson	13,430
6	Oct. 19	R BOS	L	3-6	2	3	1	29	35	A. Khudobin	A. Nilsson	C. Anderson	17,565
7	Oct. 20	R BUF	W	4-2	3	3	1	41	22	D. Sedin	J. Markstrom	C. Johnson	18,050
8	Oct. 22	R DET	W	4-1	4	3	1	37	21	D. Dorsett	J. Markstrom	J. Howard	19,515
9	Oct. 24	R MIN	W	1-0	5	3	1	25	29	J. Virtanen	A. Nilsson	D. Dubnyk	18,694
10	Oct. 26	H WSH	W	6-2	6	3	1	30	27	M. Granlund	A. Nilsson	B. Holby	18,293
11	Oct. 30	H DAL	O (OT)	1-2	6	3	2	39	29	A. Radulov	B. Bishop	J. Markstrom (OT)	17,109
12	Nov. 1	H NJD	L	0-2	6	4	2	37	26	J. Hayes	C. Schneider	J. Markstrom	16,855
13	Nov. 4	H PIT	W	4-2	7	4	2	21	39	B. Boeser	J. Markstrom	M. Murray	18,865
14	Nov. 6	H DET	L	2-3	7	5	2	28	29	T. Tatar	J. Howard	J. Markstrom	17,836
15	Nov. 7	R CGY	W	5-3	8	5	2	21	32	B. Horvat	J. Markstrom	M. Smith	18,160
16	Nov. 9	R ANA	L	1-4	8	6	2	20	35	B. Montour	R. Miller	J. Markstrom	16,038
17	Nov. 11	R SJS	L	0-5	8	7	2	41	31	T. Hertl	A. Dell	J. Markstrom	17,562
18	Nov. 14	R LAK	W	3-2	9	7	2	27	32	S. Baertschi	A. Nilsson	J. Quick	18,230
19	Nov. 16	H VGK	L	2-5	9	8	2	21	30	E. Haula	M. Lagace	J. Markstrom	18,719
20	Nov. 18	H STL	O (OT)	3-4	9	8	3	23	31	B. Schenn	J. Allen	A. Nilsson (OT)	18,865
21	Nov. 21	R PHI	W	5-2	10	8	3	36	38	B. Boeser	J. Markstrom	M. Neuvirth	19,278
22	Nov. 22	R PIT	W	5-2	11	8	3	37	45	D. Pouliot	A. Nilsson	M. Murray	18,606
23	Nov. 24	R NJD	L	2-3	11	9	3	25	26	D. Severson	C. Schneider	J. Markstrom	16,514
24	Nov. 26	R NYR	O (SO)	3-4	11	9	4	32	20	J. Vesey	H. Lundqvist	J. Markstrom (OT)	17,632
25	Nov. 28	R NYI	L	2-5	11	10	4	25	36	J. Eberle	J. Halak	A. Nilsson	11,194
26	Nov. 30	R NSH	W	5-3	12	10	4	32	32	B. Boeser	A. Nilsson	P. Rinne	17,713
27	Dec. 2	H TOR	W	2-1	13	10	4	26	36	A. Edler	J. Markstrom	F. Andersen	18,865
28	Dec. 5	H CAR	W	3-0	14	10	4	22	30	D. Pouliot	J. Markstrom	S. Darling	17,860
29	Dec. 7	H PHI	L	1-4	14	11	4	37	26	M. Raffl	B. Elliott	J. Markstrom	16,515
30	Dec. 9	R CGY	L	2-4	14	12	4	24	35	S. Bennett	M. Smith	A. Nilsson	18,552
31	Dec. 11	R WPG	L	1-5	14	13	4	26	24	M. Perreault	C. Hellebuyck	J. Markstrom	15,321
32	Dec. 13	H NSH	L	1-7	14	14	4	26	48	V. Arvidsson	P. Rinne	A. Nilsson	16,806
33	Dec. 15	H SJS	W (OT)	4-3	15	14	4	40	37	S. Gagner	J. Markstrom	M. Jones (OT)	17,278
34	Dec. 17	H MTL	L	1-6	15	15	4	17	38	M. Giordano	D. Rittich	J. Markstrom	18,236
35	Dec. 19	H CGY	L	5-7	15	16	4	39	32	A. Galchenyuk	C. Price	A. Nilsson	18,865
36	Dec. 21	R SJS	O (OT)	4-5	15	16	5	40	32	K. Labanc	A. Dell	J. Markstrom (OT)	17,562
37	Dec. 23	H STL	L	1-3	15	17	5	31	34	K. Brodziak	J. Allen	J. Markstrom	17,919
38	Dec. 28	H CHI	W	5-2	16	17	5	31	32	S. Gagner	J. Markstrom	A. Forsberg	18,865
39	Dec. 30	H LAK	L	3-4	16	18	5	25	36	D. Doughty	J. Quick	J. Markstrom	18,865
40	Jan. 2	H ANA	L	0-5	16	19	5	31	27	A. Henrique	R. Miller	A. Nilsson	18,865
41	Jan. 6	R TOR	O (SO)	2-3	16	19	6	36	36	T. Bozak	F. Andersen	J. Markstrom (OT)	19,361
42	Jan. 7	R MTL	L	2-5	16	20	6	36	45	B. Gallagher	C. Price	A. Nilsson	21,302
43	Jan. 9	R WSH	L	1-3	16	21	6	38	36	L. Eller	P. Grubauer	J. Markstrom	18,506
44	Jan. 12	R CBJ	W	5-2	17	21	6	29	29	B. Gaunce	J. Markstrom	S. Bobrovsky	16,705
45	Jan. 14	R MIN	W (OT)	3-2	18	21	6	25	23	B. Sutter	J. Markstrom	D. Dubnyk (OT)	18,927
46	Jan. 20	R EDM	L	2-5	18	22	6	27	35	J. Puljujarvi	C. Talbot	J. Markstrom	18,347
47	Jan. 21	R WPG	L	0-1	18	23	6	29	36	P. Laine	C. Hellebuyck	A. Nilsson	15,321
48	Jan. 23	H LAK	W	6-2	19	23	6	35	32	T. Vanek	J. Markstrom	J. Quick	18,865
49	Jan. 25	H BUF	L	0-4	19	24	6	30	26	S. Reinhart	R. Lehner	J. Markstrom	18,340
50	Jan. 30	H COL	W (OT)	4-3	20	24	6	26	30	S. Baertschi	J. Markstrom	J. Bernier (OT)	18,257
51	Feb. 1	H CHI	W	4-2	21	24	6	21	28	D. Sedin	J. Markstrom	A. Forsberg	18,144
52	Feb. 3	H TBL	L	2-4	21	25	6	33	28	Y. Gourde	A. Vasilevskiy	J. Markstrom	18,865
53	Feb. 6	R FLA	L	1-3	21	26	6	27	40	A. Barkov	H. Sateri	J. Markstrom	10,758
54	Feb. 8	R TBL	L	2-5	21	27	6	29	36	A. Erne	A. Vasilevskiy	A. Nilsson	19,092
55	Feb. 9	R CAR	L	1-4	21	28	6	22	33	P. Di Giuseppe	S. Darling	J. Markstrom	13,123
56	Feb. 11	R DAL	W	6-0	22	28	6	41	30	R. Boucher	J. Markstrom	B. Bishop	17,889
57	Feb. 14	H FLA	L	3-4	22	29	6	37	34	N. Bjugstad	J. Reimer	J. Markstrom	17,412
58	Feb. 15	R SJS	L	1-4	22	30	6	44	30	B. Burns	M. Jones	A. Nilsson	17,274
59	Feb. 17	H BOS	W	6-1	23	30	6	23	45	D. Sedin	A. Nilsson	T. Rask	18,865
60	Feb. 20	H COL	O (OT)	4-5	23	30	7	28	34	N. MacKinnon	S. Varlamov	A. Nilsson (OT)	18,107
61	Feb. 23	R VGK	L	3-6	23	31	7	33	33	J. Marchessault	M. Fleury	A. Nilsson	18,207
62	Feb. 25	R ARI	W	3-1	24	31	7	27	42	D. Sedin	J. Markstrom	D. Kuemper	10,935
63	Feb. 26	R COL	L	1-3	24	32	7	32	28	N. MacKinnon	S. Varlamov	J. Markstrom	12,654
64	Feb. 28	H NYR	O (OT)	5-6	24	32	8	55	27	J. Gilmore	H. Lundqvist	A. Nilsson (OT)	18,044
65	Mar. 2	H NSH	O (OT)	3-4	24	32	9	27	43	C. Jarnkrok	J. Saros	J. Markstrom (OT)	18,470
66	Mar. 5	H NYI	W (OT)	4-3	25	32	9	23	34	B. Leipsic	J. Markstrom	J. Halak (OT)	17,307
67	Mar. 7	H ARI	L	1-2	25	33	9	17	34	D. Stepan	D. Kuemper	J. Markstrom	17,742
68	Mar. 9	H MIN	L	2-5	25	34	9	32	36	E. Staal	D. Dubnyk	A. Nilsson	17,918
69	Mar. 11	R ARI	L	0-1	25	35	9	27	24	O. Ekman-Larsson	D. Kuemper	J. Markstrom	11,697
70	Mar. 12	R LAK	L	0-3	25	36	9	35	33	T. Toffoli	J. Quick	A. Nilsson	18,230
71	Mar. 14	R ANA	L	0-3	25	37	9	32	37	B. Montour	J. Gibson	J. Markstrom	16,561
72	Mar. 17	H SJS	L	3-5	25	38	9	31	30	T. Meier	A. Dell	J. Markstrom	18,332
73	Mar. 20	R VGK	L	1-4	25	39	9	30	28	C. Eakin	M-A. Fleury	J. Markstrom	18,214
74	Mar. 22	R CHI	W	5-2	26	39	9	27	41	B. Horvat	J. Markstrom	J-F. Berube	21,526
75	Mar. 23	R STL	L	1-4	26	40	9	20	25	P. Berglund	J. Allen	A. Nilsson	17,724
76	Mar. 25	R DAL	W	4-1	27	40	9	27	31	N. Dowd	J. Markstrom	K. Lehtonen	18,712
77	Mar. 27	H ANA	W	4-1	28	40	9	30	24	A. Biega	J. Markstrom	J. Gibson	18,405
78	Mar. 29	H EDM	W	2-1	29	40	9	30	36	D. Pouliot	J. Markstrom	C. Talbot	17,883
79	Mar. 31	H CBJ	W (OT)	5-4	30	40	9	29	30	A. Edler	T. Demko	J. Korpiainen	18,865
80	Apr. 3	H VGK	L (SO)	4-5	30	40	10	25	39	S. Theodore	M. Subban	J. Markstrom	18,865
81	Apr. 5	H ARI	W (OT)	4-3	31	40	10	40	19	D. Sedin	J. Markstrom	D. Kuemper (OT)	18,865
82	Apr. 7	R EDM	L (SO)	2-3	31	40	11	38	33	L. Draisaitl	C. Talbot	A. Nilsson (SO)	18,347

CANUCKS

PLAYERS

IN THE SYSTEM

2017.18 REVIEW

OPPONENTS

HISTORY

ALL TIME RECORDS

PLAYOFFS

NHL

MEDIA SERVICES

OPPONENTS



WESTERN CONFERENCE

CANUCKS ALL-TIME RECORD VS WESTERN CONFERENCE OPPONENTS

OPP	HOME						GA	PTS	PTS%
	GP	W	L	P	GF	GF			
ANA	54	26	24	4	151	150	56	0.519	
ARI	99	61	27	11	351	260	133	0.672	
CGY	138	61	54	23	458	421	145	0.525	
CHI	96	50	30	16	286	268	116	0.604	
COL	81	38	30	13	260	264	89	0.549	
DAL	93	42	37	14	316	276	98	0.527	
EDM	120	57	46	17	415	408	131	0.546	
LA	123	64	38	21	431	358	149	0.606	
MIN	43	24	10	9	122	104	57	0.663	
NSH	35	20	12	3	110	86	43	0.614	
SJ	59	25	25	9	176	172	59	0.500	
STL	96	43	42	11	271	291	97	0.505	
VGK	2	0	1	1	6	9	1	0.250	
WPG	13	8	4	1	39	30	17	0.654	

OPP	ROAD						GA	PTS	PTS%
	GP	W	L	P	GF	GF			
ANA	52	23	19	10	138	148	56	0.538	
ARI	96	39	41	16	310	309	94	0.490	
CGY	135	45	74	16	394	496	106	0.393	
CHI	93	30	51	12	227	323	72	0.387	
COL	80	34	33	13	224	250	81	0.506	
DAL	95	31	47	17	270	321	79	0.416	
EDM	120	43	64	13	354	463	99	0.413	
LA	127	44	63	20	368	466	108	0.425	
MIN	45	21	20	4	111	127	46	0.511	
NSH	36	20	13	3	95	97	43	0.597	
SJ	62	29	26	7	172	184	65	0.524	
STL	93	30	53	10	254	331	70	0.376	
VGK	2	0	2	0	4	10	0	0.000	
WPG	14	5	8	1	32	41	11	0.393	

OPP	OVERALL						GA	PTS	PTS%
	GP	W	L	P	GF	GF			
ANA	106	49	43	14	289	298	112	0.528	
ARI	195	100	68	27	661	569	227	0.582	
CGY	273	106	128	39	852	917	251	0.460	
CHI	189	80	81	28	513	591	188	0.497	
COL	161	72	63	26	484	514	170	0.528	
DAL	188	73	84	31	586	597	177	0.471	
EDM	240	100	110	30	769	871	230	0.479	
LA	250	108	101	41	799	824	257	0.514	
MIN	88	45	30	13	233	231	103	0.585	
NSH	71	40	25	6	205	183	86	0.606	
SJ	121	54	51	16	348	356	124	0.512	
STL	189	73	95	21	525	622	167	0.442	
VGK	4	0	3	1	10	19	1	0.125	
WPG	27	13	12	2	71	71	28	0.519	



CANUCKS ALL-TIME RECORD VS EASTERN CONFERENCE OPPONENTS

OPP	HOME						GA	PTS	PTS%	OPP	ROAD						GA	PTS	PTS%	OPP	OVERALL						GA	PTS	PTS%
	GP	W	L	P	GF	PTS					GP	W	L	P	GF	PTS					GP	W	L	P	GF	PTS			
BOS	59	20	30	9	192	230	49	0.415	BOS	60	11	41	8	143	240	30	0.250	BOS	119	31	71	17	335	470	79	0.332			
BUF	60	31	18	11	219	181	73	0.608	BUF	60	21	29	10	176	211	52	0.433	BUF	120	52	47	21	395	392	125	0.521			
CAR	38	22	10	6	134	94	50	0.658	CAR	37	15	17	5	123	122	35	0.473	CAR	75	37	27	11	257	216	85	0.567			
CBJ	28	19	4	5	100	73	43	0.768	CBJ	29	17	7	5	96	65	39	0.672	CBJ	57	36	11	10	196	138	82	0.719			
DET	86	37	34	15	294	268	89	0.517	DET	86	26	49	11	243	336	63	0.366	DET	172	63	83	26	537	604	152	0.442			
FLA	17	8	3	6	46	38	22	0.647	FLA	16	7	6	3	46	41	17	0.531	FLA	33	15	9	9	92	79	39	0.591			
MTL	65	19	37	9	181	230	47	0.362	MTL	63	12	45	6	152	275	30	0.238	MTL	128	31	82	15	333	505	77	0.301			
NJ	55	31	12	12	194	144	74	0.673	NJ	57	26	24	7	177	173	59	0.518	NJ	112	57	36	19	371	317	133	0.594			
NYI	55	27	24	4	179	180	58	0.527	NYI	55	16	27	12	155	193	44	0.400	NYI	110	43	51	16	334	373	102	0.464			
NYR	59	18	37	4	181	231	40	0.339	NYR	62	15	40	7	164	261	37	0.298	NYR	121	33	77	11	345	492	77	0.318			
OTT	21	12	7	2	62	47	26	0.619	OTT	20	10	8	2	55	43	22	0.550	OTT	41	22	15	4	117	90	48	0.585			
PHI	59	13	32	14	168	228	40	0.339	PHI	62	21	38	3	187	253	45	0.363	PHI	121	34	70	17	355	481	85	0.351			
PIT	58	26	25	7	205	205	59	0.509	PIT	58	14	36	8	194	247	36	0.310	PIT	116	40	61	15	399	452	95	0.409			
TB	17	10	3	4	63	41	24	0.706	TB	17	9	8	0	58	57	18	0.529	TB	34	19	11	4	121	98	42	0.618			
TOR	74	38	23	13	260	234	89	0.601	TOR	70	26	32	12	228	251	64	0.457	TOR	144	64	55	25	488	485	153	0.531			
WAS	47	24	17	6	165	145	54	0.574	WAS	48	17	26	5	137	158	39	0.406	WAS	95	41	43	11	302	303	93	0.489			



ANAHEIM DUCKS

2017.18 SEASON SUMMARY

1 WIN

3 LOSSES

0 OT

AT VANCOUVER

Mar. 27/18	Canucks 4	Ducks 1
Jan. 2/16	Canucks 0	Ducks 5

AT ANAHEIM

Mar. 14/18	Canucks 0	Ducks 3
Nov. 9/17	Canucks 1	Ducks 4

GOALS BY PERIOD	1st	2nd	3rd	OT	TOTAL
CANUCKS	2	0	3	-	5
DUCKS	4	4	5	-	13

CANUCKS	Power Play: 0-12	0.0%	Penalty Killing: 12-16	75.0%
---------	------------------	------	------------------------	-------

CANUCKS	GP	G	A	P	+/-	PIM	PP	SH
Brandon Sutter	3	2	1	3	3	2	0	0
Sam Gagner	4	1	0	1	-1	4	0	0
Alex Biega	3	1	0	1	3	0	0	0
Sven Baertschi	1	1	0	1	E	0	0	0
Henrik Sedin	4	0	1	1	-2	0	0	0
Daniel Sedin	4	0	1	1	-1	12	0	0
Darren Archibald	2	0	1	1	3	0	0	0
Michael Del Zotto	4	0	0	0	-4	4	0	0
Alexander Edler	4	0	0	0	1	2	0	0
Derrick Pouliot	4	0	0	0	-5	6	0	0
Reid Boucher	3	0	0	0	-3	0	0	0
Nic Dowd	3	0	0	0	-2	0	0	0
Nikolay Goldobin	3	0	0	0	-3	0	0	0
Bo Horvat	3	0	0	0	-1	0	0	0
Troy Stecher	3	0	0	0	E	2	0	0
Jake Virtanen	3	0	0	0	-1	0	0	0
Brock Boeser	2	0	0	0	-1	0	0	0
Brendan Gaunce	2	0	0	0	E	0	0	0
Markus Granlund	2	0	0	0	-1	0	0	0
Erik Gudbranson	2	0	0	0	E	0	0	0
Ben Hutton	2	0	0	0	-1	2	0	0
Tyler Motte	2	0	0	0	1	0	0	0
Thomas Vanek	2	0	0	0	-1	0	0	0
Michael Chaput	1	0	0	0	E	5	0	0
Derek Dorsett	1	0	0	0	E	19	0	0
Loui Eriksson	1	0	0	0	-2	0	0	0
Jussi Jokinen	1	0	0	0	1	0	0	0
Brendan Leipsic	1	0	0	0	-1	0	0	0
Ashton Sautner	1	0	0	0	1	2	0	0
Christopher Tanev	1	0	0	0	-3	0	0	0

CANUCKS	GPI	MIN	W-L-O	GA	SA	SV	GAA	SV%
Jacob Markstrom	4	198	1-2-0	9	104	95	2.73	.913
Anders Nilsson	1	40	0-1-0	4	19	15	5.95	.789

LAST	VANCOUVER	ANAHEIM
Last Home Win:	Mar. 27/18 (4-1)	Mar. 14/18 (3-0)
Last Road Win:	Mar. 5/17 (2-1)	Jan. 2/18 (5-0)
Last Shutout:	Jan. 25/13	Mar. 14/18
	Cory Schneider (5-0)	John Gibson (3-0)
Last Tie Game:	Oct. 24/02 (2-2 @ VAN)	
Last Shootout:	Jan. 1/16 (2-1 W @ VAN)	
Last Hat Trick:	Michael Grabner	None
	Apr. 2/10	
Most Goals:	8 - Mar. 24/00	9 - Jan. 15/14
	VAN 8 vs ANA 1	VAN 1 at ANA 9
Canucks in OT:	3-14-18	
Canucks in SO:	7-2	

ATTENDANCE	GOALTENDER	W GOAL
18,405	Markstrom/Gibson	Alex Biega
18,865	Markstrom/Nilsson/Miller	Adam Henrique

ATTENDANCE	GOALTENDER	W GOAL
16,561	Markstrom/Gibson	Brandon Montour
16,038	Markstrom/Miller, Berra	Brandon Montour

SHOTS BY PERIOD	1st	2nd	3rd	OT	TOTAL
CANUCKS	41	36	36	-	113
DUCKS	49	37	37	-	123

DUCKS	Power Play: 4-16	25.0%	Penalty Killing: 12-12	100.0%
-------	------------------	-------	------------------------	--------

DUCKS	GP	G	A	P	+/-	PIM	PP	SH
Rickard Rakell	4	1	4	5	1	0	0	0
Josh Manson	4	0	4	4	6	7	0	0
Brandon Montour	4	3	0	3	E	2	2	0
Andrew Cogliano	4	1	2	3	1	4	0	0
Hampus Lindholm	4	1	2	3	4	4	1	0
Ryan Getzlaf	3	1	2	3	2	0	0	0
Jakob Silfverberg	4	2	0	2	-1	0	1	0
Jason Chimera	2	1	1	2	1	0	0	0
Nick Ritchie	4	0	2	2	2	0	0	0
Corey Perry	3	0	2	2	-1	0	0	0
Derek Grant	4	1	0	1	2	0	0	0
Adam Henrique	3	1	0	1	1	2	0	0
Antoine Vermette	2	1	0	1	2	0	0	0
Francois Beauchemin	3	0	1	1	E	0	0	0
Ryan Kesler	3	0	1	1	-1	0	0	0
Ondrej Kase	2	0	1	1	-2	0	0	0
Chris Kelly	1	0	1	1	2	0	0	0
Samu Vatanen	1	0	1	1	-1	4	0	0
Cam Fowler	3	0	0	0	1	0	0	0
Kevin Bielska	2	0	0	0	-1	4	0	0
Marcus Pettersson	2	0	0	0	-2	0	0	0
Kevin Roy	2	0	0	0	1	0	0	0
Logan Shaw	2	0	0	0	1	0	0	0
Chris Wagner	2	0	0	0	E	7	0	0
Korbinian Holzer	1	0	0	0	1	0	0	0
Kalle Kossila	1	0	0	0	E	0	0	0
Dennis Rasmussen	1	0	0	0	E	0	0	0
Troy Terry	1	0	0	0	E	0	0	0

DUCKS	GPI	MIN	W-L-O	GA	SA	SV	GAA	SV%
Ryan Miller	2	111	2-0-0	1	45	44	0.54	.978
John Gibson	2	117	1-1-0	3	61	58	1.54	.951
Reto Berra	1	9	0-0-0	0	6	6	0.00	1.000



2017.18 SEASON SUMMARY

2 WINS

AT VANCOUVER

Apr. 5/18	Canucks 4	Coyotes 3 (OT)
Mar. 7/18	Canucks 1	Coyotes 2

AT ARIZONA

Mar. 11/18	Canucks 0	Coyotes 1
Feb. 25/18	Canucks 3	Coyotes 1

GOALS BY PERIOD

	1st	2nd	3rd	OT	TOTAL
CANUCKS	2	1	4	1	8
COYOTES	2	3	2	0	7

CANUCKS

Power Play: 2-9 22.2% Penalty Killing: 10-13 76.9%

CANUCKS

	GP	G	A	P	+/-	PIM	PP	SH
Daniel Sedin	4	4	0	4	1	4	2	0
Henrik Sedin	4	0	3	3	1	4	0	0
Brendan Leipsic	3	1	1	2	1	0	0	0
Alexander Edler	4	0	2	2	1	4	0	0
Troy Stecher	4	0	2	2	3	2	0	0
Darren Archibald	4	1	0	1	1	2	0	1
Jake Virtanen	4	1	0	1	E	2	0	0
Jussi Jokinen	3	1	0	1	1	0	0	0
Sam Gagner	4	0	1	1	-1	0	0	0
Bo Horvat	4	0	1	1	-1	0	0	0
Derrick Pouliot	4	0	1	1	E	4	0	0
Brandon Sutter	4	0	1	1	2	0	0	0
Brock Boeser	1	0	1	1	1	0	0	0
Michael Del Zotto	4	0	0	0	2	0	0	0
Nikolay Goldobin	4	0	0	0	-1	0	0	0
Ben Hutton	4	0	0	0	-1	0	0	0
Erik Gudbranson	3	0	0	0	E	2	0	0
Reid Boucher	2	0	0	0	E	0	0	0
Nic Dowd	2	0	0	0	E	0	0	0
Sven Baertschi	1	0	0	0	E	0	0	0
Alex Biega	1	0	0	0	-1	0	0	0
Loui Eriksson	1	0	0	0	E	0	0	0
Adam Gaudette	1	0	0	0	1	0	0	0
Brendan Gaunce	1	0	0	0	E	0	0	0
Tyler Motte	1	0	0	0	E	0	0	0

CANUCKS

GPI MIN W-L-O GA SA SV GAA SV%

Jacob Markstrom 4 240 2-2-0 7 119 112 1.75 .941

LAST

	VANCOUVER	ARIZONA
Last Home Win:	Apr. 5/18 (4-3 OT)	Mar. 11/18 (1-0)
Last Road Win:	Feb. 25/18 (3-1)	Mar. 7/18 (2-1)
Last Shutout:	Jan. 4/17 Ryan Miller (3-0)	Mar. 11/18 Darcy Kuemper (1-0)
Last Tie Game:	Oct. 26/03 (3-3 @ VAN)	
Last Shootout:	Mar. 5/15 (2-3 L @ ARI)	
Last Hat Trick:	Alex Burrows Jan. 7/10	Martin Hanzal Nov. 14/14
Most Goals:	10 - Mar. 27/81 VAN 10 @ WPG 2	8 - Twice
Canucks in OT:	10-4-22	
Canucks in SO:	2-5	

2 LOSSES

0 OT

ATTENDANCE

18,865
17,742

GOALTENDER

Markstrom/Kuemper
Markstrom/Kuemper

W GOAL

Daniel Sedin
Derek Stepan

ATTENDANCE

11,697
10,935

GOALTENDER

Markstrom/Kuemper
Markstrom/Kuemper

W GOAL

Oliver Ekman-Larsson
Daniel Sedin

SHOTS BY PERIOD

	1st	2nd	3rd	OT	TOTAL
CANUCKS	32	36	40	3	111
COYOTES	43	46	29	1	119

COYOTES

Power Play: 3-13 23.1% Penalty Killing: 7-9 77.8%

COYOTES

	GP	G	A	P	+/-	PIM	PP	SH
Derek Stepan	4	2	2	4	E	2	0	0
Clayton Keller	4	1	3	4	E	0	1	0
Brendan Perlini	4	0	3	3	1	0	0	0
Oliver Ekman-Larsson	4	1	1	2	E	2	1	0
Christian Fischer	4	1	0	1	E	0	0	0
Alex Goligoski	3	1	0	1	-2	0	1	0
Dylan Strome	1	1	0	1	E	0	0	0
Max Domi	4	0	1	1	-1	0	0	0
Richard Panik	3	0	1	1	-1	2	0	0
Luke Schenn	2	0	1	1	1	2	0	0
Josh Archibald	4	0	0	0	1	0	0	0
Kevin Connauton	4	0	0	0	-1	0	0	0
Nick Cousins	4	0	0	0	-2	2	0	0
Jordan Martinook	4	0	0	0	-2	0	0	0
Brad Richardson	4	0	0	0	-2	4	0	0
Jakob Chychrun	3	0	0	0	E	2	0	0
Jason Demers	3	0	0	0	-2	2	0	0
Christian Dvorak	3	0	0	0	E	0	0	0
Niklas Hjalmarsson	3	0	0	0	1	0	0	0
Freddie Hamilton	2	0	0	0	E	0	0	0
Zac Rinaldo	2	0	0	0	E	0	0	0
Laurent Dauphin	1	0	0	0	E	0	0	0
Dakota Mermis	1	0	0	0	E	0	0	0
Trevor Murphy	1	0	0	0	-1	0	0	0

COYOTES

GPI MIN W-L-O GA SA SV GAA SV%

Darcy Kuemper 4 241 2-1-1 8 111 103 1.99 .928



BOSTON BRUINS

2017.18 SEASON SUMMARY

1 WIN

1 LOSS

0 OT

AT VANCOUVER

Feb. 17/18 Canucks 6 Bruins 1

AT BOSTON

Oct. 19/17 Canucks 3 Bruins 6

GOALS BY PERIOD

	1st	2nd	3rd	OT	TOTAL
CANUCKS	5	3	1	-	9
BRUINS	4	1	2	-	7

CANUCKS

Power Play: 1-6 16.7% Penalty Killing: 9-13 69.2%

CANUCKS

	GP	G	A	P	+/-	PIM	PP	SH
Bo Horvat	2	2	0	2	3	2	0	0
Loui Eriksson	1	2	0	2	2	0	0	1
Sven Baertschi	2	1	1	2	2	0	0	0
Daniel Sedin	2	1	1	2	1	0	0	0
Thomas Vanek	2	1	1	2	E	0	1	0
Michael Del Zotto	2	0	2	2	E	6	0	0
Derrick Pouliot	2	0	2	2	3	2	0	0
Derek Dorsett	1	1	0	1	1	17	0	0
Nic Dowd	1	1	0	1	1	0	0	0
Brock Boeser	2	0	1	1	2	0	0	0
Henrik Sedin	2	0	1	1	E	0	0	0
Troy Stecher	2	0	1	1	E	0	0	0
Jake Virtanen	2	0	1	1	1	0	0	0
Alexander Edler	1	0	1	1	1	2	0	0
Sam Gagner	1	0	1	1	E	0	0	0
Christopher Tanev	1	0	1	1	1	0	0	0
Erik Gudbranson	2	0	0	0	1	20	0	0
Brandon Sutter	2	0	0	0	2	0	0	0
Darren Archibald	1	0	0	0	E	5	0	0
Alex Biega	1	0	0	0	4	0	0	0
Alexander Burmistrov	0	0	0	0	-1	2	0	0
Nikolay Goldobin	1	0	0	0	E	0	0	0
Markus Granlund	1	0	0	0	E	0	0	0
Ben Hutton	1	0	0	0	E	0	0	0

CANUCKS

	GPI	MIN	W-L-O	GA	SA	SV	GAA	SV%
Anders Nilsson	2	71	1-1-0	5	62	57	4.25	.919
Jacob Markstrom	1	49	0-0-0	2	18	16	2.45	.889

LAST

Last Home Win:

Last Road Win:

Last Shutout:

Last Tie Game:

Last Shootout:

Last Hat Trick:

Most Goals:

Canucks in OT:

Canucks in SO:

VANCOUVER

Feb. 17/18 (6-1)

Jan. 21/16 (4-2)

Jan. 15/96

Corey Hirsch (6-0)

Mar. 15/01 (2-2 @ BOS)

Feb. 6/10 (3-2 W @ BOS)

Shawn Matthias

Feb. 13, 2015

7 - Oct. 15/89

VAN 7 vs BOS 6

3-5-9

1-0

BOSTON

Oct. 19/17 (6-3)

Mar. 13/17 (6-3)

Dec. 5/15

Tuukka Rask (4-0)

Brad Marchand

Mar. 13/17

9 - Feb. 10/72

VAN 1 @ BOS 9

ATTENDANCE

18,865

GOALTENDER

Nilsson/Rask, Khudobin

W GOAL

Daniel Sedin

ATTENDANCE

17,565

GOALTENDER

Markstrom, Nilsson /Khudobin

W GOAL

David Krejci

SHOTS BY PERIOD

	1st	2nd	3rd	OT	TOTAL
CANUCKS	17	19	17	-	53
BRUINS	36	15	29	-	80

BRUINS

Power Play: 4-13 30.8% Penalty Killing: 5-6 83.3%

BRUINS

	GP	G	A	P	+/-	PIM	PP	SH
Patrice Bergeron	2	1	3	4	1	0	1	0
Anders Bjork	1	2	1	3	2	2	1	0
Brad Marchand	2	1	2	3	1	2	0	0
David Krejci	2	1	1	2	-3	0	1	0
David Pastrnak	2	1	1	2	-2	0	1	0
Tim Schaller	2	1	0	1	-2	5	0	0
Torey Krug	2	0	1	1	-2	0	0	0
Charlie McAvoy	2	0	1	1	-2	4	0	0
Kenny Agostino	1	0	1	1	-1	2	0	0
David Backes	2	0	0	0	-3	0	0	0
Brandon Carlo	2	0	0	0	-4	5	0	0
Zdeno Chara	2	0	0	0	-1	0	0	0
Jake DeBrusk	2	0	0	0	-2	0	0	0
Sean Kuraly	1	0	0	0	-1	2	0	0
Adam McQuaid	2	0	0	0	1	0	0	0
Riley Nash	2	0	0	0	-2	0	0	0
Noel Acciari	1	0	0	0	-1	0	0	0
Matt Grzelcyk	1	0	0	0	-1	0	0	0
Danton Heinen	1	0	0	0	-1	0	0	0
Kevan Miller	1	0	0	0	-1	5	0	0
Ryan Spooner	1	0	0	0	-1	0	0	0
Frank Vatrano	1	0	0	0	E	0	0	0

BRUINS

	GPI	MIN	W-L-O	GA	SA	SV	GAA	SV%
Anton Khudobin	2	100	1-0-0	5	44	39	3.00	.886
Tuukka Rask	1	20	0-1-0	4	8	4	12.00	.500



TM

CALGARY FLAMES

2017.18 SEASON SUMMARY

1 WIN

3 LOSSES

0 OT

AT VANCOUVER

Dec. 17/17	Canucks 1	Flames 6
Oct. 14/17	Canucks 2	Flames 5

AT CALGARY

Dec. 9/17	Canucks 2	Flames 4
Nov. 7/17	Canucks 5	Flames 3

GOALS BY PERIOD	1st	2nd	3rd	OT	TOTAL
CANUCKS	3	3	4	-	10
FLAMES	4	8	6	-	18

CANUCKS

Power Play: 4-19 21.1% Penalty Killing: 14-18 77.8%

CANUCKS	GP	G	A	P	+/-	PIM	PP	SH
Brock Boeser	4	2	1	3	-1	0	1	0
Michael Del Zotto	4	0	3	3	-3	0	0	0
Daniel Sedin	4	0	3	3	-2	4	0	0
Derek Dorsett	2	2	0	2	-1	2	0	1
Henrik Sedin	4	1	1	2	-2	6	0	0
Thomas Vanek	4	1	1	2	-3	0	0	0
Markus Granlund	3	1	1	2	-5	0	1	0
Jake Virtanen	3	1	1	2	-1	6	0	0
Ben Hutton	4	0	2	2	-4	2	0	0
Sam Gagner	4	1	0	1	-5	2	1	0
Bo Horvat	2	1	0	1	1	0	1	0
Derrick Pouliot	4	0	1	1	-3	2	0	0
Sven Baertschi	3	0	1	1	-1	2	0	0
Alexander Burmistrov	3	0	1	1	-2	0	0	0
Alex Biega	2	0	1	1	E	4	0	0
Alexander Edler	2	0	1	1	-2	2	0	0
Brandon Sutter	2	0	1	1	-1	2	0	0
Loui Eriksson	3	0	0	0	-1	2	0	0
Brendan Gaunce	3	0	0	0	E	2	0	0
Troy Stecher	3	0	0	0	-3	0	0	0
Christopher Tanev	3	0	0	0	-1	0	0	0
Nic Dowd	2	0	0	0	-1	4	0	0
Erik Gudbranson	2	0	0	0	1	2	0	0
Michael Chaput	1	0	0	0	1	0	0	0
Nikolay Goldobin	1	0	0	0	-2	0	0	0

CANUCKS	GPI	MIN	W-L-O	GA	SA	SV	GAA	SV%
Jacob Markstrom	3	160	1-2-0	13	78	65	4.88	0.833
Anders Nilsson	2	80	0-1-0	4	53	49	3.02	0.925

LAST

Last Home Win:

Last Road Win:

Last Shutout:

Last Tie Game:

Last Shootout:

Last Hat Trick:

Most Goals:

Canucks in OT:

Canucks in SO:

VANCOUVER

Feb. 18/17 (2-1 OT)

Nov. 7/17 (5-3)

Dec. 29/13

Eddie Lack (2-0)

Nov. 29/03 (4-4 @ CGY)

Oct. 15/16 (2-1 W @ VAN)

Mason Raymond

Dec. 1/10

11 - Mar. 1/92

VAN 11 vs CGY 0

12-9-35

4-4

CALGARY

Dec. 9/17 (4-2)

Dec. 17/17 (6-1)

Jan. 10/15

Joni Ortio (1-0)

Mike Cammalleri

Nov. 27/09

12 - Mar. 12/75

VAN 4 at ATL 12

ATTENDANCE	GOALTENDER	W GOAL
18,236	Markstrom, Nilsson/Rittich	Mark Giordano
17,074	Markstrom/Smith	Sean Monahan

ATTENDANCE	GOALTENDER	W GOAL
18,552	Nilsson/Smith	Sam Bennett
18,160	Markstrom/Smith	Bo Horvat

SHOTS BY PERIOD	1st	2nd	3rd	OT	TOTAL
CANUCKS	39	24	28	-	91
FLAMES	41	45	46	-	132

FLAMES

Power Play: 4-18 22.2% Penalty Killing: 15-19 78.9%

FLAMES	GP	G	A	P	+/-	PIM	PP	SH
Matthew Tkachuk	4	3	2	5	1	0	0	0
Sam Bennett	4	2	3	5	5	4	0	0
Dougie Hamilton	4	2	3	5	1	2	1	0
Johnny Gaudreau	4	2	2	4	2	2	2	0
Mark Jankowski	3	1	3	4	4	0	0	0
Mark Giordano	4	3	0	3	2	2	0	1
Troy Brouwer	4	1	2	3	1	0	0	0
Sean Monahan	4	1	2	3	2	0	0	0
Travis Hamonic	3	1	2	3	5	2	0	0
Garnet Hathaway	2	0	3	3	4	2	0	0
Micheal Ferland	3	2	0	2	E	4	1	0
Mikael Backlund	4	0	2	2	E	2	0	0
TJ Brodie	4	0	2	2	5	4	0	0
Michael Frolik	4	0	2	2	1	4	0	0
Jaromir Jagr	3	0	1	1	2	2	0	0
Curtis Lazar	3	0	1	1	-1	0	0	0
Matt Stajan	2	0	1	1	1	0	0	0
Freddie Hamilton	1	0	1	1	1	2	0	0
Michael Stone	4	0	0	0	3	4	0	0
Brett Kulak	3	0	0	0	2	2	0	0
Matt Bartkowski	2	0	0	0	-1	2	0	0
Kris Versteeg	2	0	0	0	-2	0	0	0
Tanner Glass	1	0	0	0	E	0	0	0

FLAMES	GPI	MIN	W-L-O	GA	SA	SV	GAA	SV%
Mike Smith	3	177	2-1-0	9	74	65	3.05	0.878
David Rittich	1	60	1-0-0	1	17	16	1.00	0.941



2017.18 SEASON SUMMARY

1 WIN

1 LOSS

0 OT

AT VANCOUVER

Dec. 5/17 Canucks 3 Hurricanes 0

AT CAROLINA

Feb. 9/18 Canucks 1 Hurricanes 4

GOALS BY PERIOD	1st	2nd	3rd	OT	TOTAL
CANUCKS	0	3	1	-	4
HURRICANES	3	0	1	-	4

CANUCKS

Power Play: 1-4 25.0% Penalty Killing: 5-5 100.0%

CANUCKS	GP	G	A	P	+/-	PIM	PP	SH
Derrick Pouliot	2	1	2	3	2	0	0	0
Michael Del Zotto	2	1	0	1	3	2	0	0
Thomas Vanek	2	1	0	1	E	0	1	0
Nikolay Goldobin	1	1	0	1	1	0	0	0
Sven Baertschi	2	0	1	1	-1	0	0	0
Bo Horvat	2	0	1	1	-1	2	0	0
Henrik Sedin	2	0	1	1	1	0	0	0
Alex Biega	1	0	1	1	1	0	0	0
Sam Gagner	1	0	1	1	E	0	0	0
Alexander Edler	2	0	0	0	-4	2	0	0
Loui Eriksson	2	0	0	0	E	0	0	0
Ben Hutton	2	0	0	0	E	2	0	0
Daniel Sedin	2	0	0	0	E	2	0	0
Troy Stecher	2	0	0	0	-4	0	0	0
Jake Virtanen	2	0	0	0	-2	0	0	0
Darren Archibald	1	0	0	0	-1	5	0	0
Brock Boeser	1	0	0	0	1	0	0	0
Reid Boucher	1	0	0	0	E	0	0	0
Nic Dowd	1	0	0	0	E	0	0	0
Brendan Gaunce	1	0	0	0	E	0	0	0
Markus Granlund	1	0	0	0	E	0	0	0
Erik Gudbranson	1	0	0	0	E	2	0	0
Brandon Sutter	1	0	0	0	-1	0	0	0
Christopher Tanev	1	0	0	0	E	0	0	0

CANUCKS	GPI	MIN	W-L-O	GA	SA	SV	GAA	SV%
Jacob Markstrom	2	120	1-1-0	4	63	59	2.00	93%

LAST	VANCOUVER	CAROLINA
Last Home Win:	Dec. 5/17 (3-0)	Feb. 9/18 (4-1)
Last Road Win:	Jan. 15/16 (3-2 OT)	Oct. 15/99 (4-1)
Last Shutout:	Dec. 5/17	Jan. 16/96
	Jacob Markstrom (3-0)	Sean Burke (3-0)
Last Tie Game:	Nov. 24/99 (1-1 @ CAR)	
Last Shootout:	None	
Last Hat Trick:	Tony Tanti	Erik Cole
	Jan. 15/84	Dec. 5/09
Most Goals:	8 – Twice	8 – Dec. 13/16
		VAN 6 @ CAR 8
Canucks in OT:	8-0-6	
Canucks in SO:	0-0	

ATTENDANCE 17,860 **GOALTENDER** Markstrom/Darling **W GOAL** Derrick Pouliot

ATTENDANCE 13,123 **GOALTENDER** Markstrom/Darling **W GOAL** Phillip Di Giuseppe

SHOTS BY PERIOD	1st	2nd	3rd	OT	TOTAL
CANUCKS	9	22	13	-	44
HURRICANES	22	14	27	-	63

HURRICANES

Power Play: 0-5 0.0% Penalty Killing: 3-4 75.0%

HURRICANES	GP	G	A	P	+/-	PIM	PP	SH
Sebastian Aho	2	1	1	2	1	0	0	0
Brett Pesce	2	1	1	2	2	0	0	0
Justin Williams	2	1	0	1	1	0	0	0
Phillip Di Giuseppe	1	1	0	1	1	0	0	0
Noah Hanifin	2	0	1	1	-1	2	0	0
Elias Lindholm	2	0	1	1	E	0	0	0
Jeff Skinner	2	0	1	1	2	2	0	0
Jacob Slavin	2	0	1	1	2	0	0	0
Jordan Staal	2	0	1	1	E	0	0	0
Justin Faulk	2	0	0	0	-1	2	0	0
Brock McGinn	2	0	0	0	E	0	0	0
Joakim Nordstrom	2	0	0	0	-2	0	0	0
Victor Rask	2	0	0	0	E	0	0	0
Derek Ryan	2	0	0	0	E	0	0	0
Tuevo Teravainen	2	0	0	0	2	0	0	0
Trevor van Riemsdyk	2	0	0	0	2	0	0	0
Klas Dahlbeck	1	0	0	0	-1	5	0	0
Haydn Fleury	1	0	0	0	-1	0	0	0
Josh Jooris	1	0	0	0	-1	2	0	0
Marcus Kruger	1	0	0	0	E	10	0	0
Lee Stempniak	1	0	0	0	-1	0	0	0

HURRICANES	GPI	MIN	W-L-O	GA	SA	SV	GAA	SV%
Scott Darling	2	120	1-1-0	4	44	40	2.00	90%



CHICAGO BLACKHAWKS

2017.18 SEASON SUMMARY

3 WINS

0 LOSSES

0 OT

AT VANCOUVER

Feb. 1/18 Canucks 4 Blackhawks 2
Dec. 28/17 Canucks 5 Blackhawks 2

AT CHICAGO

Mar. 22/18 Canucks 5 Blackhawks 2

GOALS BY PERIOD

	1st	2nd	3rd	OT	TOTAL
CANUCKS	3	5	6	-	14
BLACKHAWKS	3	0	3	-	6

CANUCKS

Power Play: 0-6 0.0% Penalty Killing: 12-13 92.3%

CANUCKS

	GP	G	A	P	+/-	PIM	PP	SH
Thomas Vanek	2	2	3	5	6	4	0	0
Alexander Edler	3	2	2	4	6	4	0	0
Sam Gagner	3	2	2	4	7	0	0	0
Brock Boeser	2	1	3	4	3	0	0	0
Troy Stecher	3	0	4	4	9	6	0	0
Bo Horvat	2	2	1	3	1	0	0	0
Henrik Sedin	3	1	2	3	3	2	0	0
Nikolay Goldobin	2	0	3	3	1	2	0	0
Brendan Gaunce	2	2	0	2	2	0	0	0
Daniel Sedin	3	1	1	2	2	2	0	0
Brandon Sutter	2	1	1	2	2	0	0	0
Michael Del Zotto	3	0	1	1	3	0	0	0
Jake Virtanen	3	0	1	1	E	2	0	0
Loui Eriksson	2	0	1	1	2	0	0	0
Darren Archibald	1	0	1	1	1	0	0	0
Brendan Leipsic	1	0	1	1	1	0	0	0
Derrick Pouliot	3	0	0	0	E	17	0	0
Alex Biega	2	0	0	0	E	4	0	0
Nic Dowd	2	0	0	0	-1	0	0	0
Markus Granlund	2	0	0	0	-1	0	0	0
Erik Gudbranson	2	0	0	0	-1	0	0	0
Christopher Tanev	2	0	0	0	1	0	0	0
Sven Baertschi	1	0	0	0	-2	0	0	0
Ben Hutton	1	0	0	0	E	0	0	0
Jussi Jokinen	1	0	0	0	-1	0	0	0
Tyler Motte	1	0	0	0	1	0	0	0

CANUCKS	GPI	MIN	W-L-O	GA	SA	SV	GAA	SV%
Jacob Markstrom	3	180	3-0-0	6	101	95	2.01	.941

LAST

Last Home Win: Feb. 1/18 (4-2)
Last Road Win: Mar. 22/18 (5-2)
Last Shutout: Dec. 3/10
Roberto Luongo (3-0)
Last Tie Game: Nov. 28/01 (3-3 @ CHI)
Last Shootout: Dec. 20/13 (3-2 W @ CHI)
Last Hat Trick: Daniel Sedin
Nov. 21/15
Most Goals: 7 - Twice
Canucks in OT: 9-5-13
Canucks in SO: 5-2

CHICAGO

Jan. 22/17 (4-2)
Nov. 19/16 (4-3 OT)
Dec. 13/15
Corey Crawford (4-0)
Tyler Arason
Mar. 19/04
9 - Three Times

ATTENDANCE

18,144
18,865

GOALTENDER

Markstrom/Forsberg
Markstrom/Forsberg

W GOAL

Daniel Sedin
Sam Gagner

ATTENDANCE

21,526

GOALTENDER

Markstrom/Forsberg, Berube

W GOAL

Bo Horvat

SHOTS BY PERIOD

	1st	2nd	3rd	OT	TOTAL
CANUCKS	31	26	22	-	79
BLACKHAWKS	34	28	28	2	92

BLACKHAWKS

Power Play: 1-13 7.7% Penalty Killing: 6-6 100.0%

BLACKHAWKS

	GP	G	A	P	+/-	PIM	PP	SH
Nick Schmaltz	3	3	0	3	-2	0	1	0
Duncan Keith	3	0	3	3	-1	0	0	0
Alex DeBrincat	3	1	1	2	-2	0	0	0
Patrick Kane	3	0	2	2	-6	0	0	0
Brandon Saad	3	0	2	2	-2	2	0	0
Ryan Hartman	2	1	0	1	-1	2	0	0
Matthew Highmore	1	1	0	1	E	0	0	0
Brent Seabrook	3	0	1	1	-3	0	0	0
John Hayden	2	0	1	1	E	0	0	0
Jonathan Toews	2	0	1	1	-3	0	0	0
Artem Anisimov	3	0	0	0	-4	0	0	0
David Kampf	3	0	0	0	-1	0	0	0
Connor Murphy	3	0	0	0	-2	0	0	0
Jordan Oesterle	3	0	0	0	E	0	0	0
Erik Gustafsson	2	0	0	0	-3	0	0	0
Vinnie Hinostroza	2	0	0	0	E	0	0	0
Tomas Jurco	2	0	0	0	-2	0	0	0
Jan Rutta	2	0	0	0	-6	0	0	0
Patrick Sharp	2	0	0	0	-2	0	0	0
Tommy Wingels	2	0	0	0	-1	2	0	0
Lance Bouma	1	0	0	0	-1	2	0	0
Anthony Duclair	1	0	0	0	E	0	0	0
Gustav Forsling	1	0	0	0	-3	2	0	0
Michal Kempny	1	0	0	0	E	2	0	0
Andreas Martinsen	1	0	0	0	E	7	0	0

BLACKHAWKS	GPI	MIN	W-L-O	GA	SA	SV	GAA	SV%
Anton Forsberg	3	148	0-2-0	10	61	51	4.06	.836
J-F Berube	1	30	0-1-0	4	18	14	8.10	.778



2017.18 SEASON SUMMARY

I WIN

I LOSS

I OT

AT VANCOUVER

Jan. 30/18	Canucks 4	Avalanche 3 (OT)
Feb. 20/18	Canucks 4	Avalanche 5 (OT)

AT COLORADO

Feb. 26/18	Canucks 1	Avalanche 3
------------	-----------	-------------

GOALS BY PERIOD

	1st	2nd	3rd	OT	TOTAL
CANUCKS	2	4	2	1	9
AVALANCHE	1	6	3	1	11

CANUCKS

Power Play: 2-9	22.2%	Penalty Killing: 8-15	53.3%
-----------------	-------	-----------------------	-------

CANUCKS

	GP	G	A	P	+/-	PIM	PP	SH
Brandon Sutter	3	1	2	3	3	0	0	0
Christopher Tanev	1	0	3	3	2	0	0	0
Bo Horvat	3	2	0	2	2	0	0	0
Daniel Sedin	3	2	0	2	-1	2	1	0
Sven Baertschi	3	1	1	2	3	2	0	0
Nikolay Goldobin	2	1	1	2	1	0	1	0
Brock Boeser	3	0	2	2	E	0	0	0
Henrik Sedin	3	0	2	2	-1	2	0	0
Michael Del Zotto	3	1	0	1	3	4	0	0
Darren Archibald	2	1	0	1	E	0	0	0
Alexander Edler	3	0	1	1	E	4	0	0
Jake Virtanen	3	0	1	1	E	8	0	0
Loui Eriksson	2	0	1	1	1	0	0	0
Derrick Pouliot	2	0	1	1	E	0	0	0
Thomas Vanek	2	0	1	1	1	4	0	0
Alex Biega	3	0	0	0	-1	0	0	0
Troy Stecher	3	0	0	0	E	4	0	0
Nic Dowd	2	0	0	0	E	0	0	0
Sam Gagner	2	0	0	0	-1	0	0	0
Erik Gudbranson	2	0	0	0	1	0	0	0
Ben Hutton	2	0	0	0	E	0	0	0
Brendan Gaunce	1	0	0	0	E	0	0	0
Markus Granlund	1	0	0	0	E	0	0	0

CANUCKS

	GPI	MIN	W-L-O	GA	SA	SV	GAA	SV%
Jacob Markstrom	2	119	1-1-0	5	57	52	2.51	.912
Anders Nilsson	1	64	0-0-1	5	34	29	4.72	.853

LAST

	VANCOUVER	COLORADO
Last Home Win:	Jan. 30/18 (4-3 OT)	Feb. 26/18 (3-1)
Last Road Win:	Jan. 25/17 (3-2)	Feb. 20/18 (5-4 OT)
Last Shutout:	Jan. 30/13 Roberto Luongo (3-0)	Oct. 3/09 Craig Anderson (3-0)
Last Tie Game:	Mar. 3/04 (5-5 @ COL)	
Last Shootout:	Nov. 26/16 (3-2 W @ COL)	
Last Hat Trick:	Daniel Sedin Dec. 6/11	Milan Hejduk Apr. 5/07
Most Goals:	8 - Twice	9 - Three times
Canucks in OT:	7-7-19	
Canucks in SO:	3-5	

ATTENDANCE

18,257	Markstrom/Bernier	Sven Baertschi
18,107	Nilsson/Varlamov	Nathan MacKinnon

GOALTENDER

W GOAL

ATTENDANCE

12,654	Markstrom/Varlamov	Nathan MacKinnon
--------	--------------------	------------------

GOALTENDER

W GOAL

SHOTS BY PERIOD

	1st	2nd	3rd	OT	TOTAL
CANUCKS	26	30	24	6	86
AVALANCHE	34	28	28	2	92

AVALANCHE

Power Play: 7-15	46.7%	Penalty Killing: 7-9	77.8%
------------------	-------	----------------------	-------

AVALANCHE

	GP	G	A	P	+/-	PIM	PP	SH
Nathan MacKinnon	3	3	5	8	2	4	1	0
Mikko Rantanen	3	2	5	7	1	0	2	0
Tyson Barrie	3	1	5	6	-4	0	1	0
Gabriel Landeskog	3	3	2	5	1	0	2	0
Tyson Jost	3	1	1	2	-2	0	1	0
J.T. Compher	3	1	0	1	E	0	0	0
Samuel Girard	3	0	1	1	-3	0	0	0
Nikita Zadorov	3	0	1	1	E	6	0	0
Erik Johnson	1	0	1	1	1	0	0	0
Gabriel Bourque	3	0	0	0	E	0	0	0
Blake Comeau	3	0	0	0	-2	0	0	0
Alexander Kerfoot	3	0	1	1	E	2	0	0
Patrick Nemeth	3	0	0	0	-1	0	0	0
Carl Soderberg	3	0	0	0	-2	0	0	0
Colin Wilson	3	0	0	0	E	2	0	0
Matt Nieto	2	0	0	0	-2	0	0	0
Duncan Siemens	2	0	0	0	E	0	0	0
Dominic Toninato	2	0	0	0	-2	2	0	0
David Warosfsky	2	0	0	0	1	0	0	0
Nail Yakupov	2	0	0	0	-2	4	0	0
Anton Lindholm	1	0	0	0	1	0	0	0

AVALANCHE

	GPI	MIN	W-L-O	GA	SA	SV	GAA	SV%
Semyon Varlamov	2	123	2-0-0	5	60	55	2.43	.917
Jonathan Bernier	1	61	0-0-1	4	26	22	3.96	.846



COLUMBUS BLUE JACKETS

2017.18 SEASON SUMMARY

2 WINS

0 LOSSES

0 OT

AT VANCOUVER

Mar. 31/18 Canucks 5 Blue Jackets 4 (OT)

AT COLUMBUS

Jan. 12/18 Canucks 5 Blue Jackets 2

GOALS BY PERIOD	1st	2nd	3rd	OT	TOTAL
CANUCKS	0	6	3	1	10
BLUE JACKETS	2	0	4	0	6

CANUCKS

Power Play: 2-4 50.0% Penalty Killing: 2-5 40.0%

CANUCKS	GP	G	A	P	+/-	PIM	PP	SH
Jussi Jokinen	1	1	2	3	3	0	0	0
Alexander Edler	2	2	0	2	1	0	0	0
Jake Virtanen	2	1	1	2	2	2	0	0
Bo Horvat	1	1	1	2	3	0	0	0
Henrik Sedin	2	0	2	2	2	2	0	0
Thomas Vanek	1	0	2	2	-1	0	0	0
Nikolay Goldobin	2	1	0	1	2	0	0	0
Darren Archibald	1	1	0	1	-1	0	0	0
Sven Baertschi	1	1	0	1	E	0	1	0
Brendan Gaunce	1	1	0	1	1	0	1	0
Erik Gudbranson	1	1	0	1	1	0	0	0
Michael Del Zotto	2	0	1	1	3	0	0	0
Sam Gagner	2	0	1	1	2	0	0	0
Daniel Sedin	2	0	1	1	1	2	0	0
Loui Eriksson	1	0	1	1	2	0	0	0
Markus Granlund	1	0	1	1	1	0	0	0
Derrick Pouliot	1	0	1	1	1	0	0	0
Ashton Sautner	1	0	1	1	1	0	0	0
Brandon Sutter	1	0	1	1	E	0	0	0
Troy Stecher	2	0	0	0	E	2	0	0
Alex Biega	1	0	0	0	2	2	0	0
Brock Boeser	1	0	0	0	-1	0	0	0
Reid Boucher	1	0	0	0	E	0	0	0
Nic Dowd	1	0	0	0	E	0	0	0
Adam Gaudette	1	0	0	0	E	0	0	0
Ben Hutton	1	0	0	0	E	0	0	0
Tyler Motte	1	0	0	0	-1	0	0	0
Christopher Tanev	1	0	0	0	-1	0	0	0

CANUCKS	GPI	MIN	W-L-O	GA	SA	SV	GAA	SV%
Jacob Markstrom	1	60	1-0-0	2	29	27	2.01	.931
Thatcher Demko	1	61	1-0-0	4	30	26	3.91	.867

LAST

	VANCOUVER	COLUMBUS
Last Home Win:	Mar. 31/18 (5-4 OT)	Oct. 20/13 (3-1)
Last Road Win:	Jan. 12/18 (5-2)	Dec. 18/16 (4-3 OT)
Last Shutout:	Feb. 9/17 Ryan Miller (3-0)	Mar. 26/13 Sergei Bobrovsky (1-0 SO)
Last Tie Game:	Feb. 5/03 (4-4 @ (CB))	
Last Shootout:	Feb. 4/16 (2-1 L @ VAN)	
Last Hat Trick:	None	None
Most Goals:	7 - Twice	6 - Four times
Canucks in OT:	5-4-7	
Canucks in SO:	3-4	

ATTENDANCE

18,865

GOALTENDER

Demko/Korpisalo

W GOAL

Alexander Edler

ATTENDANCE

16,705

GOALTENDER

Markstrom/Bobrovsky

W GOAL

Brendan Gaunce

SHOTS BY PERIOD	1st	2nd	3rd	OT	TOTAL
CANUCKS	20	23	14	1	58
BLUE JACKETS	18	22	18	1	59

BLUE JACKETS

Power Play: 3-5 60.0% Penalty Killing: 2-4 50.0%

BLUE JACKETS	GP	G	A	P	+/-	PIM	PP	SH
Seth Jones	2	2	3	5	1	0	2	0
Artemi Panarin	2	0	5	5	E	0	0	0
Cam Atkinson	1	1	1	2	2	0	0	0
Nick Foligno	1	0	2	2	-1	2	0	0
Matt Calvert	2	1	0	1	-1	0	0	0
Pierre-Luc Dubois	2	1	0	1	-1	0	1	0
Zach Werenski	2	1	0	1	-1	2	0	0
Scott Harrington	1	0	1	1	1	0	0	0
Oliver Bjorkstrand	2	0	0	0	-3	0	0	0
Markus Hannikainen	2	0	0	0	-1	0	0	0
Boone Jenner	2	0	0	0	E	0	0	0
Markus Nutivaara	2	0	0	0	-2	0	0	0
David Savard	2	0	0	0	-6	0	0	0
Alexander Wennberg	2	0	0	0	-2	0	0	0
Josh Anderson	1	0	0	0	E	0	0	0
Ian Cole	1	0	0	0	E	2	0	0
Brandon Dubinsky	1	0	0	0	E	0	0	0
Jack Johnson	1	0	0	0	1	0	0	0
Mark Letestu	1	0	0	0	-1	0	0	0
Sonny Milano	1	0	0	0	-3	0	0	0
Tyler Motte	1	0	0	0	-1	0	0	0
Ryan Murray	1	0	0	0	-3	0	0	0
Jordan Schroeder	1	0	0	0	-1	0	0	0
Lukas Sedlak	1	0	0	0	E	2	0	0
Thomas Vanek	1	0	0	0	E	0	0	0

BLUE JACKETS	GPI	MIN	W-L-O	GA	SA	SV	GAA	SV%
Joonas Korpisalo	1	60	0-0-1	5	29	24	4.97	.828
Sergei Bobrovsky	1	58	0-1-0	4	28	24	4.15	.857



2017.18 SEASON SUMMARY

2 WINS

0 LOSSES

1 OT

AT VANCOUVER

Oct. 30/17 Canucks 1 Stars 2 (OT)

AT DALLAS

Mar. 25/18 Canucks 4 Stars 1
Feb. 11/18 Canucks 6 Stars 0

GOALS BY PERIOD

	1st	2nd	3rd	OT	TOTAL
CANUCKS	4	3	4	0	11
STARS	1	1	0	1	3

CANUCKS

Power Play: 4-16 25.0% Penalty Killing: 8-9 88.9%

CANUCKS	GP	G	A	P	+/-	PIM	PP	SH
Reid Boucher	2	3	1	4	4	0	1	0
Jake Virtanen	3	2	1	3	3	0	0	0
Thomas Vanek	2	1	1	2	1	4	0	0
Derrick Pouliot	3	0	2	2	3	0	0	0
Daniel Sedin	3	0	2	2	E	0	0	0
Jussi Jokinen	1	0	2	2	1	0	0	0
Bo Horvat	3	1	0	1	-1	0	1	0
Nic Dowd	2	1	0	1	4	0	1	0
Sam Gagner	2	1	0	1	E	0	1	0
Erik Gudbranson	2	1	0	1	3	0	0	0
Tyler Motte	1	1	0	1	1	2	0	0
Michael Del Zotto	3	0	1	1	E	2	0	0
Henrik Sedin	3	0	1	1	E	2	0	0
Brandon Sutter	3	0	1	1	1	0	0	0
Darren Archibald	2	0	1	1	1	0	0	0
Alexander Edler	2	0	1	1	2	0	0	0
Troy Stecher	2	0	1	1	1	0	0	0
Brock Boeser	1	0	1	1	E	0	0	0
Sven Baertschi	2	0	0	0	-1	4	0	0
Alex Biega	2	0	0	0	E	0	0	0
Ben Hutton	2	0	0	0	3	0	0	0
Alexander Burmistrov	0	0	0	0	E	0	0	0
Derek Dorsett	1	0	0	0	E	0	0	0
Loui Eriksson	1	0	0	0	1	0	0	0
Nikolay Goldobin	1	0	0	0	E	0	0	0
Markus Granlund	1	0	0	0	E	0	0	0
Jayson Megna	1	0	0	0	E	0	0	0
Ashton Sautner	1	0	0	0	E	0	0	0
Christopher Tanev	1	0	0	0	E	0	0	0

CANUCKS	GPI	MIN	W-L-O	GA	SA	SV	GAA	SV%
Jacob Markstrom	3	182	2-0-1	3	90	87	0.99	.967

LAST

VANCOUVER

Last Home Win: Nov. 13/16 (5-4 OT)
Last Road Win: Mar. 25/18 (4-1)
Last Shutout: Feb. 11/18

DALLAS

Nov. 25/16 (2-1)
Oct. 30/17 (2-1 OT)
Dec. 17/14
Kari Lehtonen (2-0)

Jacob Markstrom (6-0)
Last Tie Game: Mar. 8/00 (3-3 @ DAL)
Last Shootout: Nov. 27/15 (2-3 L @ DAL)

Last Hat Trick: Todd Bertuzzi
Mar. 17/03
Tyler Seguin
Mar. 6/14

Most Goals: 10 - Twice
Canucks in OT: 2-8-14
Canucks in SO: 2-3

ATTENDANCE

17,109 Markstrom/Bishop Alexander Radulov

ATTENDANCE

18,112 Markstrom/Lehtonen
17,889 Markstrom/Bishop, Lehtonen
Nic Dowd
Reid Boucher

SHOTS BY PERIOD

	1st	2nd	3rd	OT	TOTAL
CANUCKS	43	36	27	1	107
STARS	26	32	29	3	90

STARS

Power Play: 1-9 11.1% Penalty Killing: 12-16 75.0%

STARS	GP	G	A	P	+/-	PIM	PP	SH
Mattias Janmark	3	1	1	2	1	0	0	1
Alexander Radulov	3	1	1	2	-2	4	0	0
Tyler Seguin	3	1	0	1	-3	4	1	0
Jamie Benn	3	0	1	1	-3	2	0	0
Devin Shore	3	0	1	1	-1	0	0	0
Remi Elie	3	0	0	0	E	0	0	0
Radek Faksa	3	0	0	0	-2	0	0	0
Dan Hamhuis	3	0	0	0	-4	0	0	0
John Klingberg	3	0	0	0	-1	2	0	0
Esa Lindell	3	0	0	0	-2	2	0	0
Greg Pateryn	3	0	0	0	-2	0	0	0
Tyler Pittlick	3	0	0	0	-2	4	0	0
Brett Ritchie	3	0	0	0	-2	0	0	0
Antoine Roussel	3	0	0	0	-2	2	0	0
Stephen Johns	2	0	0	0	-2	2	0	0
Marc Methot	2	0	0	0	1	4	0	0
Jason Spezza	2	0	0	0	-1	0	0	0
Jason Dickinson	1	0	0	0	E	0	0	0
Martin Hanzal	1	0	0	0	-1	0	0	0
Julius Honka	1	0	0	0	-1	2	0	0
Curtis McKenzie	1	0	0	0	E	2	0	0
Jamie Oleksiak	1	0	0	0	E	2	0	0
Gemal Smith	1	0	0	0	E	0	0	0

STARS	GPI	MIN	W-L-O	GA	SA	SV	GAA	SV%
Ben Bishop	2	87	1-1-0	5	59	54	3.44	.915
Kari Lehtonen	2	93	0-1-0	5	47	42	3.22	.894



DETROIT RED WINGS

2017.18 SEASON SUMMARY

1 WIN

1 LOSS

0 OT

AT VANCOUVER

Nov. 6/17 Canucks 2 Red Wings 3

AT DETROIT

Oct. 22/17 Canucks 4 Red Wings 1

GOALS BY PERIOD

	1st	2nd	3rd	OT	TOTAL
CANUCKS	1	3	2	-	6
RED WINGS	2	1	1	-	4

CANUCKS

Power Play: 0-4 0.0% Penalty Killing: 2-3 66.7%

CANUCKS

	GP	G	A	P	+/-	PIM	PP	SH
Bo Horvat	2	0	3	3	3	0	0	0
Sven Baertschi	2	2	0	2	3	0	0	0
Daniel Sedin	2	1	1	2	2	0	0	0
Michael Del Zotto	2	1	0	1	2	0	0	0
Derek Dorsett	2	1	0	1	-2	2	0	0
Jake Virtanen	2	1	0	1	1	0	0	0
Brock Boeser	2	0	1	1	2	2	0	0
Alexander Burmistrov	2	0	1	1	1	2	0	0
Derrick Pouliot	2	0	1	1	3	0	0	0
Henrik Sedin	2	0	1	1	2	0	0	0
Thomas Vanek	2	0	1	1	1	2	0	0
Sam Gagner	2	0	0	0	1	0	0	0
Markus Granlund	2	0	0	0	-3	0	0	0
Erik Gudbranson	2	0	0	0	1	0	0	0
Ben Hutton	2	0	0	0	E	0	0	0
Brandon Sutter	2	0	0	0	-3	0	0	0
Christopher Tanev	2	0	0	0	1	0	0	0
Alex Biega	1	0	0	0	-1	0	0	0
Troy Stecher	1	0	0	0	E	0	0	0

CANUCKS

GPI MIN W-L-O GA SA SV GAA SV%

Jacob Markstrom 2 119 1-1-0 4 50 46 2.01 .920

LAST

	VANCOUVER	DETROIT
Last Home Win:	Jan. 3/15 (4-1)	Nov. 10/16 (3-1)
Last Road Win:	Oct. 22/17 (4-1)	Nov. 6/17 (3-2)
Last Shutout:	Dec. 15/01 Dan Cloutier (3-0)	Feb. 3/14 Jimmy Howard/ Jonas Gustavsson (2-0)
Last Tie Game:	Mar. 13/01 (2-2 @ DET)	
Last Shootout:	Dec. 18/15 (4-3 W @ DET)	
Last Hat Trick:	Todd Bertuzzi Nov. 13/05	Dino Cicarelli Apr. 5/94
Most Goals:	9 - Twice	11 - Feb. 27/85 VAN 5 @ DET 11

Canucks in OT: 4-6-14

Canucks in SO: 3-3

ATTENDANCE

17,836 Markstrom/Howard

GOALTENDER

Markstrom/Howard

W GOAL

Tomas Tatar

ATTENDANCE

19,515 Markstrom/Howard

GOALTENDER

Markstrom/Howard

W GOAL

Derek Dorsett

SHOTS BY PERIOD

	1st	2nd	3rd	OT	TOTAL
CANUCKS	19	29	17	-	65
RED WINGS	20	15	16	-	51

RED WINGS

Power Play: 1-3 33.3% Penalty Killing: 4-4 100.0%

RED WINGS

	GP	G	A	P	+/-	PIM	PP	SH
Justin Abdelkader	2	0	2	2	E	2	0	0
Martin Frk	2	1	0	1	-1	0	1	0
Darren Helm	2	1	0	1	E	0	0	0
Anthony Mantha	2	1	0	1	1	0	0	0
Tomas Tatar	2	1	0	1	-1	2	0	0
Mike Green	2	0	1	1	1	4	0	0
Dylan Larkin	2	0	1	1	-2	0	0	0
Frans Nielsen	2	0	1	1	1	0	0	0
Gustav Nyquist	2	0	1	1	-2	0	0	0
Trevor Daley	2	0	0	0	-3	0	0	0
Jonathan Ericsson	2	0	0	0	E	0	0	0
Luke Glendening	2	0	0	0	E	2	0	0
Nick Jensen	2	0	0	0	-1	0	0	0
Niklas Kronwall	2	0	0	0	1	0	0	0
Xavier Ouellet	2	0	0	0	-4	0	0	0
Scott Wilson	2	0	0	0	-1	0	0	0
Henrik Zetterberg	2	0	0	0	-2	0	0	0
Andreas Athanasiou	1	0	0	0	-1	0	0	0
Luke Witkowski	1	0	0	0	E	0	0	0

RED WINGS

GPI MIN W-L-O GA SA SV GAA SV%

Jimmy Howard 2 120 1-1-0 6 65 59 3.00 .908



2017/18 SEASON SUMMARY

AT VANCOUVER

Mar. 29/18	Canucks 2	Oilers 1
Oct. 7/17	Canucks 3	Oilers 2

AT EDMONTON

Apr. 7/18	Canucks 2	Oilers 3 (SO)
Jan. 20/18	Canucks 2	Oilers 5

GOALS BY PERIOD

	1st	2nd	3rd	OT	TOTAL
CANUCKS	3	5	1	0	9
OILERS	5	2	3	0	10

CANUCKS

Power Play: 2-15	13.3%	Penalty Killing: 10-12	83.3%
------------------	-------	------------------------	-------

CANUCKS

	GP	G	A	P	+/-	PIM	PP	SH
Brandon Sutter	4	2	1	3	1	2	0	0
Bo Horvat	3	2	0	2	2	0	1	0
Daniel Sedin	4	1	1	2	-2	0	1	0
Jussi Jokinen	2	1	1	2	2	0	0	0
Alexander Edler	4	0	2	2	-2	4	0	0
Sam Gagner	4	1	0	1	-1	6	0	0
Derrick Pouliot	3	1	0	1	-1	0	0	0
Tyler Motte	2	1	0	1	1	0	0	0
Michael Del Zotto	4	0	1	1	-1	0	0	0
Henrik Sedin	4	0	1	1	-3	2	0	0
Ben Hutton	3	0	1	1	E	0	0	0
Darren Archibald	2	0	1	1	1	2	0	0
Sven Baertschi	2	0	1	1	2	0	0	0
Loui Eriksson	2	0	1	1	E	2	0	0
Nikolay Goldobin	2	0	1	1	1	0	0	0
Christopher Tanev	2	0	1	1	1	0	0	0
Brock Boeser	1	0	1	1	-1	0	0	0
Brendan Leipsic	1	0	1	1	E	0	0	0
Troy Stecher	4	0	0	0	-1	7	0	0
Jake Virtanen	3	0	0	0	-3	2	0	0
Alex Biega	2	0	0	0	1	0	0	0
Adam Gaudette	2	0	0	0	1	0	0	0
Brendan Gaunce	2	0	0	0	-2	0	0	0
Markus Granlund	2	0	0	0	2	0	0	0
Thomas Vanek	2	0	0	0	-3	0	0	0
Reid Boucher	1	0	0	0	E	0	0	0
Alexander Burmistrov	1	0	0	0	-1	0	0	0
Derek Dorsett	1	0	0	0	1	0	0	0
Nic Dowd	1	0	0	0	-1	0	0	0
Erik Gudbranson	1	0	0	0	-1	0	0	0
Ashton Sautner	1	0	0	0	2	0	0	0

CANUCKS

	GPI	MIN	W-L-O	GA	SA	SV	GAA	SV%
Jacob Markstrom	3	179	2-1-0	7	105	98	2.34	933
Anders Nilsson	1	65	0-0-1	2	33	31	1.85	939

LAST

	VANCOUVER	EDMONTON
Last Home Win:	Mar. 29/18 (2-1)	Apr. 7/18 (3-2 SO)
Last Road Win:	Dec. 31/16 (3-2 SO)	Apr. 8/17 (3-2)
Last Shutout:	Oct. 17/14 Ryan Miller (2-0)	Mar. 18/17 Cam Talbot (2-0)
Last Tie Game:	Jan. 30/03 (3-3 @ VAN)	
Last Shootout:	Apr. 7/18 (3-2 L @ EDM)	
Last Hat Trick:	Daniel Sedin Feb. 6/07	Jordan Eberle Apr. 9/17
Most Goals:	9 - Nov. 21/92 VAN 9 vs EDM 0	13 - Nov. 8/85 VAN 0 @ EDM 13
Canucks in OT:	16-7-23	
Canucks in SO:	4-7	

1 LOSS

ATTENDANCE

18,865	Markstrom/Talbot, Brossoit	Derrick Pouliot
17,883	Markstrom/Talbot	Bo Horvat

ATTENDANCE

18,347	Nilsson/Talbot	Leon Draisaitl
18,347	Markstrom/Talbot	Jesse Puljujarvi

SHOTS BY PERIOD

	1st	2nd	3rd	OT	TOTAL
CANUCKS	34	42	43	2	121
OILERS	38	47	51	3	139

OILERS

Power Play: 2-12	16.7%	Penalty Killing: 13-15	86.7%
------------------	-------	------------------------	-------

OILERS

	GP	G	A	P	+/-	PIM	PP	SH
Leon Draisaitl	4	2	2	4	E	0	1	0
Connor McDavid	4	1	3	4	2	2	0	0
Ryan Nugent-Hopkins	3	2	1	3	2	E	1	0
Patrick Maroon	2	2	1	3	1	2	0	0
Jesse Puljujarvi	3	1	2	3	2	2	0	0
Milan Lucic	4	0	3	3	2	0	0	0
Kris Russell	4	1	1	2	1	0	0	0
Adam Larsson	4	0	2	2	2	2	0	0
Juhar Khaira	4	1	0	1	-1	2	0	0
Zack Kassian	4	0	1	1	-1	2	0	0
Darnell Nurse	4	0	1	1	2	4	0	0
Andrej Sekera	2	0	1	1	2	0	0	0
Matt Benning	4	0	0	0	-1	2	0	0
Drake Caggiula	4	0	0	0	-1	4	0	0
Ryan Strome	4	0	0	0	-2	7	0	0
Iiro Pakarinen	3	0	0	0	-1	0	0	0
Michael Cammalleri	2	0	0	0	E	0	0	0
Oscar Klefbom	2	0	0	0	-3	2	0	0
Mark Letestu	2	0	0	0	E	0	0	0
Ty Rattie	2	0	0	0	E	0	0	0
Pontus Aberg	1	0	0	0	E	0	0	0
Yohann Auvinu	1	0	0	0	-1	0	0	0
Ethan Bear	1	0	0	0	E	0	0	0
Eric Gryba	1	0	0	0	E	2	0	0
Jussi Jokinen	1	0	0	0	-1	2	0	0
Keegan Lowe	1	0	0	0	E	0	0	0
Anton Slepyshev	1	0	0	0	E	0	0	0

OILERS

	GPI	MIN	W-L-O	GA	SA	SV	GAA	SV%
Cam Talbot	4	204	2-2-0	9	102	93	2.65	912
Laurent Brossoit	1	38	0-0-0	0	19	19	0.00	1,000



FLORIDA PANTHERS

2017.18 SEASON SUMMARY

0 WINS

2 LOSSES

0 OT

AT VANCOUVER

Feb. 14/18 Canucks 3 Panthers 4

AT FLORIDA

Feb. 6/18 Canucks 1 Panthers 3

GOALS BY PERIOD

	1st	2nd	3rd	OT	TOTAL
CANUCKS	2	2	0	-	4
PANTHERS	5	1	1	-	7

CANUCKS

Power Play: 1-7 14.3% Penalty Killing: 6-8 75.0%

CANUCKS

	GP	G	A	P	+/-	PIM	PP	SH
Bo Horvat	2	1	2	3	E	0	0	0
Sven Baertschi	2	0	2	2	1	2	0	0
Brock Boeser	2	1	0	1	-2	2	1	0
Michael Del Zotto	2	1	0	1	3	2	0	0
Markus Granlund	1	1	0	1	1	0	0	1
Daniel Sedin	2	0	1	1	-3	2	0	0
Brandon Sutter	2	0	1	1	E	0	0	0
Alexander Edler	2	0	0	0	-4	4	0	0
Loui Eriksson	2	0	0	0	E	0	0	0
Erik Gudbranson	2	0	0	0	-4	0	0	0
Ben Hutton	2	0	0	0	-1	0	0	0
Henrik Sedin	2	0	0	0	-3	2	0	0
Troy Stecher	2	0	0	0	2	2	0	0
Thomas Vanek	2	0	0	0	-2	0	0	0
Jake Virtanen	2	0	0	0	E	0	0	0
Darren Archibald	1	0	0	0	-1	0	0	0
Reid Boucher	1	0	0	0	E	0	0	0
Nic Dowd	1	0	0	0	E	0	0	0
Sam Gagner	1	0	0	0	E	0	0	0
Brendan Gaunce	1	0	0	0	E	0	0	0
Derrick Pouliot	1	0	0	0	E	0	0	0
Christopher Tanev	1	0	0	0	1	0	0	0

CANUCKS	GPI	MIN	W-L-O	GA	SA	SV	GAA	SV%
Anders Nilsson	1	39	0-0-0	0	20	20	0.00	1.000
Jacob Markstrom	2	79	0-2-0	6	53	47	4.57	.887

LAST

Last Home Win:

Jan. 20/17 (2-1)

Last Road Win:

Jan. 19/15 (2-1)

Last Shutout:

Feb. 11/10

Last Tie Game:

Roberto Luongo (3-0)

Last Shootout:

Jan. 11/04 (2-2 @ VAN)

Last Hat Trick:

Dec. 20/15 (4-5 L @ FLA)

Most Goals:

None

7 - Jan. 3/96

VAN 7 @ FLA 2

Canucks in OT:

2-0-11

Canucks in SO:

2-3

FLORIDA

Feb. 6/18 (3-1)

Feb. 14/18 (4-3)

None

Ray Sheppard

Mar. 13/97

5 - Three Times

ATTENDANCE

17,412

GOALTENDER

Markstrom, Nilsson/Reimer

W GOAL

Nick Bjugstad

ATTENDANCE

10,758

GOALTENDER

Markstrom/Sateri

W GOAL

Aleksander Barkov

SHOTS BY PERIOD

	1st	2nd	3rd	OT	TOTAL
CANUCKS	25	19	20	-	64
PANTHERS	31	19	25	-	75

PANTHERS

Power Play: 2-8 25.0% Penalty Killing: 6-7 85.7%

PANTHERS

	GP	G	A	P	+/-	PIM	PP	SH
Aleksander Barkov	2	2	2	4	2	0	0	0
Nick Bjugstad	2	1	2	3	E	2	0	0
Jamie McGinn	2	2	0	2	-1	0	2	0
Aaron Ekblad	2	0	2	2	-1	0	0	0
Evgenii Dadonov	2	1	0	1	2	0	0	0
Alexander Petrovic	2	1	0	1	1	0	0	0
Denis Malgin	2	0	1	1	-1	0	0	0
Jared McCann	2	0	1	1	1	0	0	0
Mark Pysyk	2	0	1	1	2	2	0	0
Vincent Trocheck	2	0	1	1	1	0	0	0
Micheal Haley	2	0	0	0	-1	4	0	0
Jonathan Huberdeau	2	0	0	0	1	4	0	0
Derek MacKenzie	2	0	0	0	E	2	0	0
Michael Matheson	2	0	0	0	1	0	0	0
Colton Sceviour	2	0	0	0	1	0	0	0
Keith Yandle	2	0	0	0	E	0	0	0
Maxim Mamin	1	0	0	0	E	0	0	0
Ian McCoshen	1	0	0	0	E	0	0	0
Radim Vrba	1	0	0	0	1	0	0	0
MacKenzie Weegar	1	0	0	0	1	0	0	0

PANTHERS	GPI	MIN	W-L-O	GA	SA	SV	GAA	SV%
Harri Sateri	1	60	1-0-0	1	27	26	1.00	.963
James Reimer	1	60	1-0-0	3	37	34	3.00	.919



2017.18 SEASON SUMMARY 2 WINS

AT VANCOUVER

Jan. 23/18	Canucks 6	Kings 2
Dec. 30/17	Canucks 3	Kings 4

AT LOS ANGELES

Mar. 12/18	Canucks 0	Kings 3
Nov. 14/17	Canucks 3	Kings 2

GOALS BY PERIOD	1st	2nd	3rd	OT	TOTAL
CANUCKS	5	5	2	-	12
KINGS	5	3	3	-	11

CANUCKS

Power Play: 5-14	35.7%	Penalty Killing: 12-15	80.0%
------------------	-------	------------------------	-------

CANUCKS	GP	G	A	P	+/-	PIM	PP	SH
Loui Eriksson	3	2	2	4	3	0	0	0
Thomas Vanek	3	1	3	4	1	0	0	0
Brock Boeser	3	2	1	3	-1	4	2	0
Bo Horvat	3	1	2	3	2	0	1	0
Sven Baertschi	2	2	0	2	-1	0	2	0
Henrik Sedin	4	1	1	2	E	2	0	0
Alexander Edler	4	0	2	2	2	4	0	0
Ben Hutton	4	0	2	2	E	4	0	0
Derrick Pouliot	3	0	2	2	-3	0	0	0
Nic Dowd	3	1	0	1	2	2	0	0
Troy Stecher	3	1	0	1	1	2	0	0
Nikolay Goldobin	2	1	0	1	-2	0	0	0
Michael Del Zotto	4	0	1	1	-2	2	0	0
Sam Gagner	4	0	1	1	-2	4	0	0
Markus Granlund	3	0	1	1	E	2	0	0
Daniel Sedin	4	0	0	0	-1	0	0	0
Erik Gudbranson	3	0	0	0	-1	0	0	0
Brandon Sutter	3	0	0	0	-2	0	0	0
Jake Virtanen	3	0	0	0	-1	0	0	0
Alex Biega	2	0	0	0	E	2	0	0
Brendan Gaunce	2	0	0	0	1	2	0	0
Darren Archibald	1	0	0	0	-1	0	0	0
Reid Boucher	1	0	0	0	E	0	0	0
Michael Chaput	1	0	0	0	-1	0	0	0
Derek Dorsett	1	0	0	0	E	5	0	0
Brendan Leipsic	1	0	0	0	-1	0	0	0
Tyler Motte	1	0	0	0	E	0	0	0
Christopher Tanev	1	0	0	0	2	0	0	0

CANUCKS	GPI	MIN	W-L-O	GA	SA	SV	GAA	SV%
Anders Nilsson	2	120	1-1-0	5	65	60	2.51	92.3
Jacob Markstrom	2	119	1-1-0	6	68	62	3.03	91.2

LAST

	VANCOUVER	LOS ANGELES
Last Home Win:	Jan. 23/18 (6-2)	Mar. 12/18 (3-0)
Last Road Win:	Nov. 14/17 (3-2)	Dec. 30/17 (4-3)
Last Shutout:	Oct. 13/15 Ryan Miller (3-0)	Mar. 12/18 Jonathan Quick (3-0)
Last Tie Game:	Dec. 22/03 (4-4 @ VAN)	
Last Shootout:	Apr. 6/15 (2-1 W @ VAN)	
Last Hat Trick:	Alex Burrows Mar. 27/06	Tyler Toffoli Dec. 28/15
Most Goals:	11 - Nov. 25/86 VAN 11 vs LA 5	12 - Nov. 29/84 VAN 1 @ LA 12
Canucks in OT:	5-6-27	
Canucks in SO:	2-5	

2 LOSSES 0 OT

ATTENDANCE	GOALTENDER	W GOAL
18,865	Markstrom/Quick, Kuemper	Thomas Vanek
18,865	Markstrom/Quick, Kuemper	Drew Doughty

ATTENDANCE	GOALTENDER	W GOAL
18,230	Nilsson/Quick	Tyler Toffoli
18,230	Nilsson/Quick	Sven Baertschi

SHOTS BY PERIOD	1st	2nd	3rd	OT	TOTAL
CANUCKS	38	43	41	-	122
KINGS	40	43	50	-	133

KINGS

Power Play: 3-15	20.0%	Penalty Killing: 9-14	64.3%
------------------	-------	-----------------------	-------

KINGS	GP	G	A	P	+/-	PIM	PP	SH
Tyler Toffoli	4	2	3	5	4	0	0	0
Anze Kopitar	4	3	1	4	1	0	2	0
Drew Doughty	4	1	2	3	1	0	0	0
Adrian Kempe	4	0	3	3	3	2	0	0
Tanner Pearson	4	2	0	2	1	0	0	0
Alex Iafallo	4	1	1	2	E	4	0	0
Marain Gaborik	2	1	1	2	1	0	1	0
Dustin Brown	4	0	2	2	1	2	0	0
Trevor Lewis	4	0	2	2	E	4	0	0
Jake Muzzin	4	0	2	2	2	2	0	0
Kyle Clifford	3	1	0	1	E	0	0	0
Derek Forbort	4	0	1	1	1	2	0	0
Kevin Gravel	2	0	1	1	1	0	0	0
Alec Martinez	4	0	0	0	-2	6	0	0
Christian Folin	3	0	0	0	1	2	0	0
Torrey Mitchell	3	0	0	0	-4	0	0	0
Nick Shore	3	0	0	0	-1	0	0	0
Michael Amadio	2	0	0	0	E	0	0	0
Andy Andreoff	1	0	0	0	-1	5	0	0
Jeff Carter	1	0	0	0	E	0	0	0
Andrew Crescenzi	1	0	0	0	E	2	0	0
Oscar Fantenberg	1	0	0	0	-1	0	0	0
Jussi Jokinen	1	0	0	0	-2	0	0	0
Brooks Laich	1	0	0	0	E	0	0	0
Kurtis MacDermid	1	0	0	0	-1	0	0	0
Dion Phaneuf	1	0	0	0	E	2	0	0
Tobias Rieder	1	0	0	0	E	0	0	0
Nate Thompson	1	0	0	0	E	0	0	0

KINGS	GPI	MIN	W-L-O	GA	SA	SV	GAA	SV%
Jonathan Quick	4	203	2-2-0	11	106	95	3.25	89.6
Darcy Kuemper	1	36	0-0-0	1	16	15	1.68	93.8



MINNESOTA WILD

2017.18 SEASON SUMMARY

2 WINS

1 LOSS

0 OT

AT VANCOUVER

Mar. 9/18 Canucks 2 Wild 5

AT MINNESOTA

Jan. 14/18 Canucks 3 Wild 2 (OT)
Oct. 24/17 Canucks 1 Wild 0

GOALS BY PERIOD

	1st	2nd	3rd	OT	TOTAL
CANUCKS	2	1	2	1	6
WILD	2	2	3	0	7

CANUCKS

Power Play: 0-5 0.0% Penalty Killing: 6-7 85.7%

CANUCKS

	GP	G	A	P	+/-	PIM	PP	SH
Loui Eriksson	1	1	1	2	E	0	0	0
Sam Gagner	3	0	2	2	2	2	0	0
Alexander Edler	2	0	2	2	2	0	0	0
Michael Del Zotto	3	1	0	1	-3	0	0	0
Brandon Sutter	3	1	0	1	1	0	0	0
Jake Virtanen	3	1	0	1	-3	0	0	0
Thomas Vanek	2	1	0	1	1	2	0	0
Jussi Jokinen	1	1	0	1	1	0	0	0
Erik Gudbranson	3	0	1	1	E	0	0	0
Henrik Sedin	3	0	1	1	E	2	0	0
Bo Horvat	2	0	1	1	-1	2	0	0
Daniel Sedin	2	0	1	1	1	0	0	0
Christopher Tanev	2	0	1	1	2	0	0	0
Sven Baertschi	2	0	0	0	1	0	0	0
Alex Biega	2	0	0	0	-1	2	0	0
Brock Boeser	2	0	0	0	1	0	0	0
Nic Dowd	2	0	0	0	-2	0	0	0
Markus Granlund	2	0	0	0	E	0	0	0
Ben Hutton	2	0	0	0	2	0	0	0
Derrick Pouliot	2	0	0	0	-2	0	0	0
Troy Stecher	2	0	0	0	E	0	0	0
Darren Archibald	1	0	0	0	-1	0	0	0
Reid Boucher	1	0	0	0	-2	0	0	0
Alexander Burmistrov	0	0	0	0	E	2	0	0
Michael Chaput	1	0	0	0	E	0	0	0
Derek Dorsett	1	0	0	0	E	2	0	0
Brendan Gaunce	1	0	0	0	E	0	0	0
Brendan Leipsic	1	0	0	0	-1	0	0	0
Tyler Motte	1	0	0	0	-1	0	0	0

CANUCKS	GPI	MIN	W-L-O	GA	SA	SV	GAA	SV%
Anders Nilsson	2	119	1-1-0	4	64	60	2.02	.938
Jacob Markstrom	1	63	1-0-0	2	23	21	1.91	.913

LAST

	VANCOUVER	MINNESOTA
Last Home Win:	Nov. 29/16 (5-4)	Dec. 15/15 (6-2)
Last Road Win:	Jan. 14/18 (3-2 OT)	Mar. 9/18 (5-2)
Last Shutout:	Oct. 24/17 Anders Nilsson (1-0)	Mar. 19/12 Josh Harding (2-0)
Last Tie Game:	Mar. 10/04 (1-1 @ VAN)	
Last Shootout:	Feb. 14/08 (5-4 L @ VAN)	
Last Hat Trick:	Ryan Kesler Apr. 7/11	Mikael Granlund Feb. 4/17
Most Goals:	6 – Twice	6 – Six times
Canucks in OT:	9-3-10	
Canucks in SO:	1-5	

ATTENDANCE

17,918 Nilsson/Dubnyk Eric Staal

ATTENDANCE

18,927 Markstrom/Dubnyk Brandon Sutter
18,694 Nilsson/Dubnyk Jake Virtanen

SHOTS BY PERIOD

	1st	2nd	3rd	OT	TOTAL
CANUCKS	24	31	25	2	82
WILD	32	30	24	2	88

WILD

Power Play: 1-7 14.3% Penalty Killing: 5-5 100.0%

WILD

	GP	G	A	P	+/-	PIM	PP	SH
Matt Cullen	3	1	1	2	2	0	0	0
Eric Staal	3	1	1	2	-2	0	0	0
Daniel Winnik	3	1	1	2	E	0	0	0
Charlie Coyle	2	1	1	2	2	2	0	0
Mikael Granlund	3	0	2	2	E	0	0	0
Marcus Foligno	3	1	0	1	E	2	0	0
Jason Zucker	3	1	0	1	-1	2	1	0
Zach Parise	2	1	0	1	E	0	0	0
Matt Dumba	3	0	1	1	-2	0	0	0
Tyler Ennis	3	0	1	1	-1	0	0	0
Mikko Koivu	3	0	1	1	2	0	0	0
Jared Spurgeon	3	0	1	1	1	0	0	0
Gustav Olofsson	2	0	1	1	E	0	0	0
Nino Niederreiter	1	0	1	1	1	0	0	0
Jonas Brodin	3	0	0	0	-1	0	0	0
Joel Eriksson Ek	3	0	0	0	E	0	0	0
Ryan Suter	3	0	0	0	1	0	0	0
Nate Prosser	2	0	0	0	1	0	0	0
Chris Stewart	2	0	0	0	-1	0	0	0
Justin Kloos	1	0	0	0	E	2	0	0
Luke Kunin	1	0	0	0	E	2	0	0
Kyle Quincey	1	0	0	0	E	0	0	0
Mike Reilly	1	0	0	0	E	0	0	0

WILD	GPI	MIN	W-L-O	GA	SA	SV	GAA	SV%
Devan Dubnyk	3	180	1-1-1	6	82	76	2.00	.927



2017.18 SEASON SUMMARY

0 WINS

2 LOSSES

0 OT

AT VANCOUVER

Dec. 19/17 Canucks 5 Canadiens 7

AT MONTREAL

Jan. 7/18 Canucks 2 Canadiens 5

GOALS BY PERIOD	1st	2nd	3rd	OT	TOTAL
CANUCKS	1	3	3	-	7
CANADIENS	2	4	6	-	12

CANUCKS

Power Play: 2-6 33.3% Penalty Killing: 3-6 50.0%

CANUCKS	GP	G	A	P	+/-	PIM	PP	SH
Thomas Vanek	2	3	1	4	-2	2	1	0
Daniel Sedin	2	2	2	4	-2	0	0	0
Brock Boeser	2	1	2	3	-2	0	1	0
Henrik Sedin	2	0	3	3	-2	0	0	0
Michael Del Zotto	2	1	0	1	E	0	0	0
Alexander Edler	2	0	1	1	-3	0	0	0
Loui Eriksson	2	0	1	1	E	0	0	0
Sam Gagner	2	0	1	1	-3	0	0	0
Erik Gudbranson	2	0	1	1	-1	0	0	0
Derrick Pouliot	2	0	1	1	-3	2	0	0
Alex Biega	1	0	1	1	E	4	0	0
Nic Dowd	2	0	0	0	E	2	0	0
Brendan Gaunce	2	0	0	0	E	0	0	0
Markus Granlund	2	0	0	0	E	0	0	0
Troy Stecher	2	0	0	0	-1	2	0	0
Jake Virtanen	2	0	0	0	-1	0	0	0
Sven Baertschi	1	0	0	0	E	0	0	0
Reid Boucher	1	0	0	0	-2	0	0	0
Alexander Burmistrov	0	0	0	0	1	0	0	0
Michael Chaput	1	0	0	0	E	0	0	0
Ben Hutton	1	0	0	0	E	0	0	0

CANUCKS	GPI	MIN	W-L-O	GA	SA	SV	GAA	SV%
Anders Nilsson	2	118	0-2-0	10	75	65	5.10	0.867

LAST

Last Home Win: Oct. 27/15 (5-1)
Last Road Win: Dec. 8/11 (4-3 SO)
Last Shutout: Jan. 16/07

Roberto Luongo (4-0)
Mar. 1/03 (1-1 @ MTL)
Last Tie Game: Dec. 8/11 (4-3 W @ MTL)
Last Shootout: Thomas Vanek
Last Hat Trick: Dec. 19/17

Most Goals: 7 - Feb. 9/84
VAN 7 @ MTL 6

Canucks in OT: 4-3-5
Canucks in SO: 1-0

MONTREAL

Jan. 7/18 (5-2)
Dec. 19/17 (7-5)
Nov. 2/16
Carey Price (3-0)

Max Pacioretty
Feb. 6/14
11 - Mar. 8/79
VAN 1 @ MTL 11

ATTENDANCE 18,865

GOALTENDER Nilsson/Price

W GOAL Alex Galchenyuk

ATTENDANCE 21,302

GOALTENDER Nilsson/Price

W GOAL Brendan Gallagher

SHOTS BY PERIOD	1st	2nd	3rd	OT	TOTAL
CANUCKS	27	17	31	-	75
CANADIENS	22	29	26	-	77

CANADIENS

Power Play: 3-6 50.0% Penalty Killing: 4-6 66.7%

CANADIENS	GP	G	A	P	+/-	PIM	PP	SH
Jeff Petry	2	1	3	4	2	0	1	0
Karl Alzner	2	1	2	3	2	0	0	0
Phillip Danault	2	1	2	3	2	0	0	0
Max Pacioretty	2	1	2	3	2	0	0	0
Paul Byron	2	2	0	2	3	0	0	0
Nicolas Deslauriers	2	2	0	2	2	0	0	0
Alex Galchenyuk	2	2	0	2	-1	0	1	0
Brendan Gallagher	2	1	1	2	E	0	0	0
Daniel Carr	1	1	1	2	1	0	1	0
Jonathan Drouin	2	0	2	2	-1	0	0	0
Charles Hudon	2	0	1	1	-1	0	0	0
Tomas Plekanec	2	0	1	1	2	2	0	0
David Schlemko	2	0	1	1	E	0	0	0
Andrew Shaw	2	0	1	1	2	2	0	0
Byron Froese	1	0	1	1	2	2	0	0
Jordie Benn	2	0	0	0	2	0	0	0
Jakub Jerabek	2	0	0	0	1	4	0	0
Joe Morrow	2	0	0	0	1	2	0	0
Jacob de la Rose	1	0	0	0	E	0	0	0
Artturi Lehkonen	1	0	0	0	-1	0	0	0

CANADIENS	GPI	MIN	W-L-O	GA	SA	SV	GAA	SV%
Carey Price	2	120	2-0-0	7	75	68	3.50	0.907



NASHVILLE PREDATORS

2017.18 SEASON SUMMARY

1 WIN

1 LOSS

1 OT

AT VANCOUVER

Mar. 2/18 Canucks 3 Predators 4 (OT)
Dec. 13/17 Canucks 1 Predators 7

AT NASHVILLE

Nov. 30/17 Canucks 5 Predators 3

GOALS BY PERIOD

	1st	2nd	3rd	OT	TOTAL
CANUCKS	1	4	4	0	9
PREDATORS	2	6	5	1	14

CANUCKS

Power Play: 4-13 30.8% Penalty Killing: 8-10 80.0%

CANUCKS

	GP	G	A	P	+/-	PIM	PP	SH
Brock Boeser	3	2	3	5	3	0	0	0
Daniel Sedin	3	2	3	5	1	0	2	0
Henrik Sedin	3	0	5	5	1	0	0	0
Alexander Edler	3	0	3	3	-1	4	0	0
Loui Eriksson	2	2	0	2	-2	0	0	0
Bo Horvat	2	1	1	2	-1	0	1	0
Alexander Burmistrov	1	0	1	1	-2	0	1	0
Brandon Sutter	1	1	0	1	E	2	0	0
Nikolay Goldobin	3	0	1	1	-3	0	0	0
Ben Hutton	3	0	1	1	-1	0	0	0
Darren Archibald	1	0	1	1	E	0	0	0
Michael Del Zotto	3	0	0	0	-4	4	0	0
Sam Gagner	3	0	0	0	-5	0	0	0
Derrick Pouliot	3	0	0	0	-6	0	0	0
Troy Stecher	3	0	0	0	-2	2	0	0
Jake Virtanen	3	0	0	0	-2	16	0	0
Sven Baertschi	2	0	0	0	E	0	0	0
Brendan Gaunce	2	0	0	0	-2	0	0	0
Markus Granlund	2	0	0	0	-3	4	0	0
Christopher Tanev	2	0	0	0	3	2	0	0
Thomas Vanek	2	0	0	0	-2	0	0	0
Michael Chaput	1	0	0	0	-2	0	0	0
Erik Gudbranson	1	0	0	0	-1	0	0	0
Brendan Leipsic	1	0	0	0	-1	0	0	0
Tyler Motte	1	0	0	0	E	0	0	0

CANUCKS

	GPI	MIN	W-L-O	GA	SA	SV	GAA	SV%
Anders Nilsson	2	120	1-1-0	10	80	70	5.00	.875
Jacob Markstrom	1	61	0-0-1	4	43	39	3.95	.907

LAST

Last Home Win: Jan. 17/17 (1-0)
Last Road Win: Nov. 30/17 (5-3)
Last Shutout: Jan. 17/17
Ryan Miller (1-0)
Last Tie Game: Mar. 16/04 (2-2 @ VAN)
Last Shootout: Mar. 24/16 (2-3 L @ NSH)
Last Hat Trick: Markus Naslund
Jan. 28/02
Most Goals: 7 – Twice
Canucks in OT: 3-3-5
Canucks in SO: 3-1

VANCOUVER

NASHVILLE

Feb. 7/17 (4-2)
Mar. 2/18 (4-3 OT)
Mar. 3/11
Pekka Rinne (3-0)

Martin Erat
Dec. 8/09
6 – Four Times

ATTENDANCE

18,470 Markstrom/Saros
16,806 Nilsson/Rinne

GOALTENDER

Markstrom/Saros
Nilsson/Rinne

W GOAL

Calle Jarnkrok
Viktor Arvidsson

ATTENDANCE

17,113

GOALTENDER

Nilsson/Rinne

W GOAL

Brock Boeser

SHOTS BY PERIOD

	1st	2nd	3rd	OT	TOTAL
CANUCKS	25	35	25	0	85
PREDATORS	40	40	42	1	123

PREDATORS

Power Play: 2-10 20.0% Penalty Killing: 9-13 69.2%

PREDATORS

	GP	G	A	P	+/-	PIM	PP	SH
Craig Smith	2	2	3	5	2	2	0	0
Filip Forsberg	3	2	2	4	3	4	2	0
Calle Jarnkrok	3	2	2	4	4	0	0	0
Kevin Fiala	3	2	1	3	1	0	0	0
P.K. Subban	3	2	1	3	2	14	0	0
Viktor Arvidsson	3	1	2	3	E	0	0	1
Ryan Ellis	1	1	1	2	1	0	0	0
Mattias Ekholm	3	0	2	2	4	0	0	0
Ryan Johansen	3	0	2	2	-1	15	0	0
Kyle Turris	3	0	2	2	3	4	0	0
Roman Josi	2	0	2	2	1	2	0	0
Nick Bonino	3	1	0	1	E	0	0	0
Mike Fisher	1	1	0	1	2	0	0	0
Matt Irwin	3	0	1	1	2	2	0	0
Alexei Emelin	3	0	0	0	2	2	0	0
Colton Sissons	3	0	0	0	2	0	0	0
Austin Watson	3	0	0	0	-1	0	0	0
Anthony Bitetto	2	0	0	0	E	0	0	0
Miikka Salomaki	2	0	0	0	-1	2	0	0
Pontus Aberg	1	0	0	0	2	0	0	0
Frederick Gaudreau	1	0	0	0	E	0	0	0
Ryan Hartman	1	0	0	0	E	2	0	0
Scott Hartnell	1	0	0	0	1	10	0	0
Yannick Weber	1	0	0	0	1	0	0	0

PREDATORS

	GPI	MIN	W-L-O	GA	SA	SV	GAA	SV%
Pekka Rinne	2	119	1-1-0	5	57	52	2.53	.912
Juuse Saros	1	61	1-0-0	3	27	24	2.97	.889



2017.18 SEASON SUMMARY

0 WIN

2 LOSSES

0 OT

AT VANCOUVER

Nov. 1, 2017 Canucks 0 Devils 2

AT NEW JERSEY

Nov. 24, 2017 Canucks 2 Devils 3

GOALS BY PERIOD

	1st	2nd	3rd	OT	TOTAL
CANUCKS	0	1	1	-	2
DEVILS	0	4	1	-	5

CANUCKS

Power Play: 1-7 14.3% Penalty Killing: 3-4 75.0%

CANUCKS

	GP	G	A	P	+/-	PIM	PP	SH
Daniel Sedin	2	1	1	2	E	0	0	0
Bo Horvat	2	1	0	1	-2	0	1	0
Brock Boeser	2	0	1	1	-2	0	0	0
Henrik Sedin	2	0	1	1	E	2	0	0
Alexander Edler	1	0	1	1	E	2	0	0
Sven Baertschi	2	0	0	0	-4	0	0	0
Michael Del Zotto	2	0	0	0	-1	0	0	0
Sam Gagner	2	0	0	0	-2	2	0	0
Markus Granlund	2	0	0	0	E	0	0	0
Ben Hutton	2	0	0	0	-1	0	0	0
Derrick Pouliot	2	0	0	0	E	0	0	0
Brandon Sutter	2	0	0	0	E	0	0	0
Christopher Tanev	2	0	0	0	-2	2	0	0
Thomas Vanek	2	0	0	0	-1	0	0	0
Jake Virtanen	2	0	0	0	1	0	0	0
Alex Biega	1	0	0	0	E	0	0	0
Alexander Burmistrov	1	0	0	0	E	0	0	0
Derek Dorsett	1	0	0	0	E	0	0	0
Loui Eriksson	1	0	0	0	-1	0	0	0
Brendan Gaunce	1	0	0	0	-1	0	0	0
Erik Gudbranson	1	0	0	0	E	0	0	0
Troy Stecher	1	0	0	0	E	0	0	0

CANUCKS

Jacob Markstrom 2 117 0-2-0 4 51 47 2.04 .922

LAST

	VANCOUVER	NEW JERSEY
Last Home Win:	Nov. 25/14 (2-0)	Nov. 24/17 (3-2)
Last Road Win:	Oct. 24/13 (3-2 SO)	Nov. 1/17 (2-0)
Last Shutout:	Nov. 25/14 Ryan Miller (2-0)	Nov. 1/17 Cory Schneider (2-0)
Last Tie Game:	Nov. 25/88 (2-2 OT @ NJ)	
Last Shootout:	Oct. 24/13 (3-2 W @ NJ)	
Last Hat Trick:	Rich Sutter Oct. 20/89	Claude Lemieux Dec. 5/90
Most Goals:	7 - Twice	8 - Oct. 30/97 VAN 1 @ NJ 8
Canucks in OT:	3-3-3	
Canucks in SO:	1-0	

ATTENDANCE

16,855 Markstrom/Schneider Jimmy Hayes

ATTENDANCE

16,514 Markstrom/Schneider Damon Severson

SHOTS BY PERIOD

	1st	2nd	3rd	OT	TOTAL
CANUCKS	20	18	24	-	62
DEVILS	21	18	13	-	52

DEVILS

Power Play: 1-4 25.0% Penalty Killing: 6-7 85.7%

DEVILS

	GP	G	A	P	+/-	PIM	PP	SH
Taylor Hall	2	1	4	5	4	0	0	0
Brian Boyle	2	1	0	1	E	0	1	0
Damon Severson	2	1	0	1	1	4	0	0
Drew Stafford	2	1	0	1	1	0	0	0
Jimmy Hayes	1	1	0	1	1	0	0	0
Will Butcher	2	0	1	1	E	2	0	0
Nico Hischier	2	0	1	1	2	0	0	0
Jesper Bratt	2	0	0	0	E	2	0	0
Blake Coleman	2	0	0	0	1	0	0	0
Brian Gibbons	2	0	0	0	E	0	0	0
Andy Greene	2	0	0	0	1	2	0	0
Adam Henrique	2	0	0	0	-1	0	0	0
John Moore	2	0	0	0	2	2	0	0
Steven Santini	2	0	0	0	E	0	0	0
Miles Wood	2	0	0	0	E	0	0	0
Pavel Zacha	2	0	0	0	E	0	0	0
Marcus Johansson	1	0	0	0	E	0	0	0
Ben Lovejoy	1	0	0	0	2	2	0	0
Mirco Mueller	1	0	0	0	1	0	0	0
Stefan Noesen	1	0	0	0	E	0	0	0
Travis Zajac	1	0	0	0	E	0	0	0

DEVILS

Cory Schneider 2 120 2-0-0 2 62 60 1.00 .968



NEW YORK ISLANDERS

2017.18 SEASON SUMMARY

1 WIN

1 LOSS

0 OT

AT VANCOUVER

Mar. 5/18 Canucks 4 Islanders 3 (OT)

AT NY ISLANDERS

Nov. 28/17 Canucks 2 Islanders 5

GOALS BY PERIOD

	1st	2nd	3rd	OT	TOTAL
CANUCKS	1	3	1	1	6
ISLANDERS	4	2	2	0	8

CANUCKS

Power Play: 1-3 33.3% Penalty Killing: 6-7 85.7%

CANUCKS

	GP	G	A	P	+/-	PIM	PP	SH
Brendan Leipsic	1	2	1	3	1	6	0	0
Bo Horvat	2	1	1	2	-2	0	0	1
Jake Virtanen	2	1	1	2	1	0	0	0
Darren Archibald	1	1	0	1	1	0	0	0
Thomas Vanek	1	1	0	1	-1	0	1	0
Sam Gagner	2	0	1	1	-2	0	0	0
Loui Eriksson	1	0	1	1	1	0	0	0
Christopher Tanev	1	0	1	1	-1	0	0	0
Brock Boeser	2	0	0	0	-4	0	0	0
Michael Del Zotto	2	0	0	0	E	2	0	0
Alexander Edler	2	0	0	0	-3	0	0	0
Ben Hutton	2	0	0	0	-1	0	0	0
Derrick Pouliot	2	0	0	0	E	0	0	0
Henrik Sedin	2	0	0	0	-1	0	0	0
Daniel Sedin	2	0	0	0	-1	2	0	0
Troy Stecher	2	0	0	0	E	0	0	0
Sven Baertschi	1	0	0	0	-2	2	0	0
Alexander Burmistrov	0	0	0	0	E	0	0	0
Brendan Gaunce	1	0	0	0	E	2	0	0
Nikolay Goldobin	1	0	0	0	E	0	0	0
Markus Granlund	1	0	0	0	-2	0	0	0
Erik Gudbranson	1	0	0	0	-1	0	0	0
Jussi Jokinen	1	0	0	0	E	0	0	0
Tyler Motte	1	0	0	0	-1	0	0	0
Brandon Sutter	1	0	0	0	1	0	0	0

CANUCKS

	GP	MIN	W-L-O	GA	SA	SV	GAA	SV%
Jacob Markstrom	1	63	1-0-0	3	34	31	2.87	.912
Anders Nilsson	1	60	0-1-0	5	36	31	5.00	.861

LAST

VANCOUVER

Last Home Win: Mar. 5/18 (4-3 OT)

Last Road Win: Jan. 17/16 (2-1 SO)

Last Shutout: Feb. 22/15

Ryan Miller/Eddie Lack (4-0)

Last Tie Game: Oct. 23/99 (2-2 @ NYI)

Last Shootout: Jan. 17/16 (2-1 W @ NYI)

Last Hat Trick: Todd Bertuzzi

Jan. 14/06

Most Goals: 8 - Jan. 14/06

VAN 8 @ NYI 1

Canucks in OT: 4-4-7

Canucks in SO: 3-1

NY ISLANDERS

Nov. 28/17 (5-2)

Mar. 9/17 (4-3 OT)

Jan. 16/90

Glenn Healy (3-0)

Pierre Turgeon

Mar. 9/94

9 - Three Times

ATTENDANCE

17,307

GOALTENDER

Markstrom/Halak

W GOAL

Brendan Leipsic

ATTENDANCE

11,194

GOALTENDER

Nilsson/Halak

W GOAL

Jordan Eberle

SHOTS BY PERIOD

	1st	2nd	3rd	OT	TOTAL
CANUCKS	14	14	18	2	48
ISLANDERS	27	20	22	1	70

ISLANDERS

Power Play: 1-7 14.3% Penalty Killing: 2-3 66.7%

ISLANDERS

	GP	G	A	P	+/-	PIM	PP	SH
John Tavares	2	2	2	4	1	0	0	0
Anders Lee	2	1	2	3	1	0	0	0
Mathew Barzal	2	0	3	3	1	2	0	0
Jordan Eberle	2	2	0	2	1	0	1	0
Adam Pelech	2	0	2	2	E	0	0	0
Josh Bailey	2	1	0	1	E	0	0	0
Andrew Ladd	2	1	0	1	1	0	0	1
Calvin de Haan	1	1	0	1	3	0	0	0
Johnny Boychuk	2	0	1	1	3	0	0	0
Thomas Hickey	2	0	1	1	2	0	0	0
Nick Leddy	2	0	1	1	1	0	0	0
Joshua Ho-Sang	1	0	1	1	1	0	0	0
Alan Quine	1	0	1	1	1	0	0	0
Anthony Beauvillier	2	0	0	0	-1	0	0	0
Cal Clutterbuck	2	0	0	0	E	0	0	0
Brock Nelson	2	0	0	0	1	0	0	0
Jason Chimera	1	0	0	0	1	2	0	0
Casey Cizikas	1	0	0	0	E	0	0	0
Brandon Davidson	1	0	0	0	-2	0	0	0
Tanner Fritz	1	0	0	0	E	0	0	0
Scott Mayfield	1	0	0	0	1	2	0	0
Ryan Pulock	1	0	0	0	E	0	0	0
Chris Wagner	1	0	0	0	E	0	0	0

ISLANDERS

	GP	MIN	W-L-O	GA	SA	SV	GAA	SV%
Jaroslav Halak	2	122	1-0-1	6	48	42	2.94	.875



2017.18 SEASON SUMMARY

0 WINS

0 LOSSES

2 OT

AT VANCOUVER

Feb. 28/18 Canucks 5 Rangers 6 (OT)

AT NY RANGERS

Nov. 26/17 Canucks 3 Rangers 4 (SO)

GOALS BY PERIOD

	1st	2nd	3rd	OT	TOTAL
CANUCKS	3	2	3	0	8
RANGERS	3	2	3	1	9

CANUCKS

Power Play: 1-4 25.0% Penalty Killing: 4-4 100.0%

CANUCKS

	GP	G	A	P	+/-	PIM	PP	SH
Bo Horvat	2	1	2	3	2	0	1	0
Brock Boeser	2	2	0	2	1	0	0	0
Daniel Sedin	2	1	1	2	-2	0	0	0
Henrik Sedin	2	0	2	2	-2	0	0	0
Brendan Leipsic	1	0	2	2	2	2	0	0
Sam Gagner	2	1	0	1	-1	0	0	0
Jake Virtanen	2	1	0	1	E	0	0	0
Loui Eriksson	1	1	0	1	E	0	0	0
Nikolay Goldobin	1	1	0	1	-1	0	0	0
Derrick Pouliot	2	0	1	1	2	0	0	0
Thomas Vanek	1	0	1	1	E	0	0	0
Sven Baertschi	2	0	0	0	E	0	0	0
Michael Del Zotto	2	0	0	0	-1	0	0	0
Alexander Edler	2	0	0	0	-1	4	0	0
Ben Hutton	2	0	0	0	-1	2	0	0
Troy Stecher	2	0	0	0	-2	0	0	0
Darren Archibald	1	0	0	0	-1	0	0	0
Alexander Burmistrov	1	0	0	0	E	0	0	0
Brendan Gaunce	1	0	0	0	1	0	0	0
Markus Granlund	1	0	0	0	1	0	0	0
Erik Gudbranson	1	0	0	0	-1	0	0	0
Tyler Motte	1	0	0	0	-1	0	0	0
Brandon Sutter	1	0	0	0	-2	0	0	0
Christopher Tanev	1	0	0	0	E	0	0	0

CANUCKS

	GPI	MIN	W-L-O	GA	SA	SV	GAA	SV%
Anders Nilsson	1	48	0-0-1	3	22	19	3.75	.864
Jacob Markstrom	2	77	0-0-1	6	25	19	4.65	.760

LAST

	VANCOUVER	NY RANGERS
Last Home Win:	Dec. 9/15 (2-1)	Nov. 26/17 (4-3 SO)
Last Road Win:	Nov. 8/16 (5-3)	Feb. 28/18 (6-5 OT)
Last Shutout:	Jan. 3/08	Oct. 18/11
	Roberto Luongo (3-0)	Henrik Lundqvist (4-0)
Last Tie Game:	Jan. 11/93 (3-3 @ NYR)	
Last Shootout:	Nov. 26/17 (3-4 L @ NYR)	
Last Hat Trick:	Todd Bertuzzi Mar. 19/02	Chris Kreider Nov. 30/13
Most Goals:	7 - Mar. 20/74 VAN 7 @ NYR 5	9 - Twice
Canucks in OT:	0-3-6	
Canucks in SO:	1-1	

ATTENDANCE

18,044 Markstrom, Nilsson/Lundqvist John Gilmour

ATTENDANCE

17,632 Markstrom/Lundqvist Jimmy Vesey

SHOTS BY PERIOD

	1st	2nd	3rd	OT	TOTAL
CANUCKS	28	25	29	5	87
RANGERS	11	17	18	1	47

RANGERS

Power Play: 0-4 0.0% Penalty Killing: 3-4 75.0%

RANGERS

	GP	G	A	P	+/-	PIM	PP	SH
Kevin Hayes	2	2	1	3	2	0	0	0
Ryan Spooner	1	0	3	3	1	0	0	0
Jimmy Vesey	2	2	0	2	E	0	0	0
Jesper Fast	2	1	1	2	1	2	0	0
Vladislav Namestnikov	1	1	1	2	1	0	0	0
Neal Pionk	1	0	2	2	1	0	0	0
Mika Zibanejad	2	1	0	1	E	2	0	0
John Gilmour	1	1	0	1	1	0	0	0
Michael Grabner	1	1	0	1	2	0	0	0
Chris Kreider	2	0	1	1	1	2	0	0
Brady Skjei	2	0	1	1	1	0	0	0
Mats Zuccarello	2	0	1	1	1	0	0	0
Nick Holden	1	0	1	1	E	0	0	0
Rick Nash	1	0	1	1	1	0	0	0
Kevin Shattenkirk	1	0	1	1	1	0	0	0
Brendan Smith	1	0	1	1	E	0	0	0
Pavel Buchnevich	2	0	0	0	1	0	0	0
Paul Carey	2	0	0	0	-4	2	0	0
David Desharnais	2	0	0	0	-3	0	0	0
Marc Staal	2	0	0	0	1	0	0	0
Tony DeAngelo	1	0	0	0	E	0	0	0
Steven Kampfer	1	0	0	0	-1	0	0	0
Cody McLeod	1	0	0	0	-1	0	0	0
J.T. Miller	1	0	0	0	2	0	0	0
Rob O'Gara	1	0	0	0	-1	0	0	0

RANGERS

	GPI	MIN	W-L-O	GA	SA	SV	GAA	SV%
Henrik Lundqvist	2	126	2-0-0	8	87	79	3.80	.908



OTTAWA SENATORS

2017.18 SEASON SUMMARY

1 WIN

0 LOSSES

1 OT

AT VANCOUVER

Oct. 10, 2017 Canucks 2 Senators 3 (SO)

AT OTTAWA

Oct. 17, 2017 Canucks 3 Senators 0

GOALS BY PERIOD

	1st	2nd	3rd	OT	TOTAL
CANUCKS	2	2	1	0	5
SENATORS	1	0	1	0	2

CANUCKS

Power Play: 1-6 16.7% Penalty Killing: 7-7 100.0%

CANUCKS

	GP	G	A	P	+/-	PIM	PP	SH
Thomas Vaneek	2	2	0	2	1	4	0	0
Alexander Burmistrov	2	1	1	2	1	0	0	0
Brock Boeser	1	1	1	2	1	0	1	0
Henrik Sedin	2	0	2	2	E	0	0	0
Christopher Tanev	2	1	0	1	1	0	0	0
Sven Baertschi	2	0	1	1	1	2	0	0
Michael Del Zotto	2	0	1	1	1	2	0	0
Daniel Sedin	2	0	1	1	E	0	0	0
Troy Stecher	2	0	1	1	E	0	0	0
Derek Dorsett	2	0	0	0	E	21	0	0
Sam Gagner	2	0	0	0	1	0	0	0
Markus Granlund	2	0	0	0	E	0	0	0
Erik Gudbranson	2	0	0	0	1	0	0	0
Bo Horvat	2	0	0	0	1	0	0	0
Ben Hutton	2	0	0	0	2	0	0	0
Brandon Sutter	2	0	0	0	E	0	0	0
Jake Virtanen	2	0	0	0	E	0	0	0
Alexander Edler	1	0	0	0	-1	0	0	0
Loui Eriksson	1	0	0	0	E	0	0	0
Derrick Pouliot	1	0	0	0	E	2	0	0

CANUCKS

	GPI	MIN	W-L-O	GA	SA	SV	GAA	SV%
Jacob Markstrom	1	64	0-0-1	2	42	40	1.88	.952
Anders Nilsson	1	60	1-0-0	0	32	1.00	0.00	1.00

LAST

Last Home Win: Feb. 25/16 (5-3)
 Last Road Win: Oct. 17/17 (3-0)
 Last Shutout: Oct. 17/17

Last Tie Game: Mar. 20/98 (1-1 @ OTT)
 Last Shootout: Oct. 10/17 (2-3 L @ VAN)
 Last Hat Trick: None
 Most Goals: 7 - Jan. 5/94
 VAN 7 @ OTT 2

Canucks in OT: 3-1-4
 Canucks in SO: 1-1

VANCOUVER

OTTAWA

Nov. 3/16 (1-0)
 Oct. 10/17 (3-2 SO)
 Nov. 11/16
 Mike Condon (1-0)

None
 6 - Feb. 2/97
 VAN 4 @ OTT 6

ATTENDANCE

17,273 Markstrom/Anderson

ATTENDANCE

13,430 Nilsson/Anderson

SHOTS BY PERIOD

	1st	2nd	3rd	OT	TOTAL
CANUCKS	12	20	18	2	52
SENATORS	28	22	22	2	74

SENATORS

Power Play: 0-7 0% Penalty Killing: 5-6 83.3%

SENATORS

	GP	G	A	P	+/-	PIM	PP	SH
Cody Ceci	2	1	0	1	1	0	0	0
Ryan Dzingel	2	1	0	1	E	2	0	0
Jean-Gabriel Pageau	2	0	1	1	-1	0	0	0
Bobby Ryan	2	0	1	1	E	0	0	0
Zack Smith	2	0	1	1	-1	0	0	0
Kyle Turris	2	0	1	1	-1	0	0	0
Mark Borowiecki	2	0	0	0	-2	5	0	0
Derrick Brassard	2	0	0	0	E	2	0	0
Alexandre Burrows	2	0	0	0	-1	0	0	0
Fredrik Claesson	2	0	0	0	1	0	0	0
Mike Hoffman	2	0	0	0	-1	0	0	0
Dion Phaneuf	2	0	0	0	E	0	0	0
Tom Pyatt	2	0	0	0	-1	0	0	0
Mark Stone	2	0	0	0	E	0	0	0
Nate Thompson	2	0	0	0	E	0	0	0
Chris Wideman	2	0	0	0	E	6	0	0
Thomas Chabot	1	0	0	0	E	0	0	0
Christian Jaros	1	0	0	0	E	0	0	0
Erik Karlsson	1	0	0	0	-2	0	0	0
Johnny Oduya	1	0	0	0	-2	0	0	0

SENATORS

	GPI	MIN	W-L-O	GA	SA	SV	GAA	SV%
Craig Anderson	2	124	1-1-0	5	52	47	2.42	.904



2017.18 SEASON SUMMARY

1 WIN

1 LOSS

0 OT

AT VANCOUVER

Dec. 7, 2017 Canucks 1 Flyers 4

AT PHILADELPHIA

Nov. 21, 2017 Canucks 5 Flyers 2

GOALS BY PERIOD	1st	2nd	3rd	OT	TOTAL
CANUCKS	2	3	1	-	6
FLYERS	2	2	2	-	6

CANUCKS

Power Play: 2-5 40.0% Penalty Killing: 6-8 75.0%

CANUCKS	GP	G	A	P	+/-	PIM	PP	SH
Brock Boeser	2	3	0	3	1	0	1	0
Sven Baertschi	2	1	1	2	1	4	1	0
Loui Eriksson	2	1	1	2	E	0	0	0
Daniel Sedin	2	1	1	2	-1	2	0	0
Henrik Sedin	2	0	2	2	-1	0	0	0
Michael Del Zotto	2	0	1	1	E	0	0	0
Alexander Edler	2	0	1	1	2	6	0	0
Sam Gagner	2	0	1	1	1	2	0	0
Derrick Pouliot	2	0	1	1	E	0	0	0
Thomas Vanek	2	0	1	1	-1	0	0	0
Jake Virtanen	2	0	1	1	1	0	0	0
Brendan Gaunce	2	0	0	0	-1	0	0	0
Markus Granlund	2	0	0	0	E	0	0	0
Ben Hutton	2	0	0	0	-1	0	0	0
Alex Biega	1	0	0	0	-1	0	0	0
Alexander Burmistrov	0	0	0	0	E	0	0	0
Nikolay Goldobin	1	0	0	0	E	0	0	0
Erik Gudbranson	1	0	0	0	E	0	0	0
Bo Horvat	1	0	0	0	E	0	0	0
Troy Stecher	1	0	0	0	E	0	0	0
Brandon Sutter	1	0	0	0	-1	0	0	0
Christopher Tanev	1	0	0	0	E	0	0	0

CANUCKS	GPI	MIN	W-L-O	GA	SA	SV	GAA	SV%
Jacob Markstrom	2	119	1-1-0	5	63	58	2.53	.921

LAST

	VANCOUVER	PHILADELPHIA
Last Home Win:	Nov. 2/15 (4-1)	Jan. 12/17 (5-4 SO)
Last Road Win:	Nov. 21/17 (5-2)	Dec. 7/17 (4-1)
Last Shutout:	Jan. 15/15 Ryan Miller (4-0)	Dec. 17/15 Steve Mason (2-0)

Last Tie Game: Dec. 31/95 (5-5 @ VAN)
Last Shootout: Jan. 12/17 (4-5 L @ PHI)

Last Hat Trick: Stan Smyl
Oct. 31/81 John LeClair
Nov. 29/98

Most Goals: 8 - Oct. 31/81
VAN 8 @ PHI 4
VAN 2 @ PHI 13

Canucks in OT: 1-4-7
Canucks in SO: 0-2

ATTENDANCE 16,515 GOALTENDER Markstrom/Elliott W GOAL Michael Raffl

ATTENDANCE 19,278 GOALTENDER Markstrom/Neuvirth, Elliott W GOAL Brock Boeser

SHOTS BY PERIOD	1st	2nd	3rd	OT	TOTAL
CANUCKS	24	29	20	-	73
FLYERS	28	21	15	-	64

FLYERS

Power Play: 2-8 25.0% Penalty Killing: 3-5 60.0%

FLYERS	GP	G	A	P	+/-	PIM	PP	SH
Jakub Voracek	2	1	3	4	E	0	0	0
Claude Giroux	2	1	2	3	-1	0	1	0
Shayne Gostisbehere	2	1	1	2	-1	0	1	0
Valtteri Filppula	2	0	2	2	1	0	0	0
Ivan Provorov	2	1	0	1	E	0	0	0
Michael Raffl	2	1	0	1	3	2	0	0
Wayne Simmonds	2	1	0	1	-1	0	0	0
Travis Konecny	2	0	1	1	1	0	0	0
Travis Sanheim	2	0	1	1	1	2	0	0
Mark Alt	2	0	0	0	E	0	0	0
Sean Couturier	2	0	0	0	1	0	0	0
Robert Hagg	2	0	0	0	E	0	0	0
Scott Laughton	2	0	0	0	-1	0	0	0
Taylor Leier	2	0	0	0	-1	2	0	0
Nolan Patrick	2	0	0	0	-1	0	0	0
Jordan Weal	2	0	0	0	-1	2	0	0
Jori Lehtera	1	0	0	0	-1	0	0	0
Andrew MacDonald	1	0	0	0	1	0	0	0
Brandon Manning	1	0	0	0	-1	2	0	0
Dale Weise	1	0	0	0	E	0	0	0

FLYERS	GPI	MIN	W-L-O	GA	SA	SV	GAA	SV%
Brian Elliott	2	83	1-0-0	1	50	49	0.72	.980
Michael Neuvirth	1	34	0-1-0	4	22	18	6.97	.818



PITTSBURGH PENGUINS

2017.18 SEASON SUMMARY

2 WIN

0 LOSSES

0 OT

AT VANCOUVER

Nov. 4, 2017 Canucks 4 Penguins 2

AT PITTSBURGH

Nov. 22, 2017 Canucks 5 Penguins 2

GOALS BY PERIOD

	1st	2nd	3rd	OT	TOTAL
CANUCKS	3	3	3	-	9
PENGUINS	2	0	2	-	4

CANUCKS

Power Play: 2-5 40.0% Penalty Killing: 6-9 66.7%

CANUCKS

	GP	G	A	P	+/-	PIM	PP	SH
Brock Boeser	2	5	1	6	5	2	1	0
Bo Horvat	2	1	3	4	5	0	0	0
Sven Baertschi	2	0	4	4	5	2	0	0
Michael Del Zotto	2	0	2	2	1	4	0	0
Thomas Vanek	2	0	2	2	1	0	0	0
Derrick Pouliot	2	1	0	1	2	0	1	0
Brandon Sutter	2	1	0	1	1	0	0	0
Loui Eriksson	1	1	0	1	1	0	0	0
Sam Gagner	2	0	1	1	E	0	0	0
Henrik Sedin	2	0	1	1	E	0	0	0
Alexander Edler	1	0	1	1	2	2	0	0
Brendan Gaunce	1	0	1	1	1	0	0	0
Alex Biega	2	0	0	0	E	4	0	0
Markus Granlund	2	0	0	0	E	0	0	0
Erik Gudbranson	2	0	0	0	1	2	0	0
Ben Hutton	2	0	0	0	3	0	0	0
Daniel Sedin	2	0	0	0	E	0	0	0
Jake Virtanen	2	0	0	0	E	0	0	0
Alexander Burmistrov	0	0	0	-1	2	0	0	0
Derek Dorsett	1	0	0	0	E	0	0	0
Christopher Tanev	1	0	0	0	3	0	0	0

CANUCKS

	GPI	MIN	W-L-O	GA	SA	SV	GAA	SV%
Anders Nilsson	1	60	1-0-0	2	45	43	2.00	.956
Jacob Markstrom	1	60	1-0-0	2	39	37	2.00	.949

LAST

Last Home Win:

VANCOUVER

Nov. 4/17 (4-2)

Last Road Win:

Nov. 22/17 (5-2)

Last Shutout:

Feb. 7/15

Last Tie Game:

Oct. 30/98 (2-2 @ VAN)

Last Shootout:

Jan. 7/14 (4-5 L @ VAN)

Last Hat Trick:

Brock Boeser

Most Goals:

Nov. 4/17

10 - Dec. 19/80

VAN 10 vs PIT 4

Canucks in OT:

1-3-7

Canucks in SO:

0-4

PITTSBURGH

Feb. 14/17 (4-0)

Mar. 11/17 (3-0)

Mar. 11/17

Matt Murray (3-0)

Evgeni Malkin

Jan. 23/16

9 - Three Times

ATTENDANCE

18,865

GOALTENDER

Markstrom/Murray

W GOAL

Brock Boeser

ATTENDANCE

18,606

GOALTENDER

Nilsson/Murray

W GOAL

Derrick Pouliot

SHOTS BY PERIOD

	1st	2nd	3rd	OT	TOTAL
CANUCKS	26	14	18	-	58
PENGUINS	34	22	28	-	84

PENGUINS

Power Play: 3-9 33.3% Penalty Killing: 3-5 60.0%

PENGUINS

	GP	G	A	P	+/-	PIM	PP	SH
Jake Guentzel	2	3	0	3	-4	2	3	0
Phil Kessel	2	0	3	3	-4	0	0	0
Sidney Crosby	2	0	2	2	-4	0	0	0
Greg McKegg	2	1	0	1	1	0	0	0
Kris Letang	2	0	1	1	-5	0	0	0
Ryan Reaves	2	0	1	1	1	0	0	0
Ian Cole	2	0	0	0	-1	4	0	0
Brian Dumoulin	2	0	0	0	-2	0	0	0
Carl Hagelin	2	0	0	0	-1	2	0	0
Patric Hornqvist	2	0	0	0	-3	2	0	0
Tom Kuhnhackl	2	0	0	0	1	0	0	0
Olli Maatta	2	0	0	0	-2	0	0	0
Bryan Rust	2	0	0	0	-1	0	0	0
Riley Sheahan	2	0	0	0	-1	0	0	0
Conor Sheary	2	0	0	0	-2	0	0	0
Josh Archibald	1	0	0	0	-1	0	0	0
Frank Corrado	1	0	0	0	E	0	0	0
Matt Hunwick	1	0	0	0	-1	0	0	0
Evgeni Malkin	1	0	0	0	-1	0	0	0
Chad Ruhwedel	1	0	0	0	E	0	0	0
Justin Schultz	1	0	0	0	-1	0	0	0

PENGUINS

	GPI	MIN	W-L-O	GA	SA	SV	GAA	SV%
Matt Murray	2	116	0-2-0	8	57	49	4.15	.860



2017.18 SEASON SUMMARY

1 WIN

AT VANCOUVER

Mar. 17/18	Canucks 3	Sharks 5
Dec. 15/17	Canucks 4	Sharks 3 (OT)

AT SAN JOSE

Feb. 15/18	Canucks 1	Sharks 4
Dec. 21/17	Canucks 4	Sharks 5 (OT)
Nov. 11/17	Canucks 0	Sharks 5

GOALS BY PERIOD	1st	2nd	3rd	OT	TOTAL
CANUCKS	4	5	2	1	12
SHARKS	6	7	8	1	22

CANUCKS

Power Play: 5-17	29.4%	Penalty Killing: 15-20	75.0%
------------------	-------	------------------------	-------

CANUCKS	GP	G	A	P	+/-	PIM	PP	SH
Daniel Sedin	5	2	4	6	-2	0	0	0
Henrik Sedin	5	0	5	5	-2	0	0	0
Sam Gagner	4	1	3	4	1	5	0	0
Alexander Edler	5	1	2	3	-2	6	1	0
Brock Boeser	4	2	0	2	-4	0	1	0
Markus Granlund	3	2	0	2	1	0	1	0
Jake Virtanen	4	1	1	2	-1	2	0	0
Alex Biega	5	0	2	2	-1	4	0	0
Nikolay Goldobin	3	1	0	1	-2	2	1	0
Bo Horvat	3	1	0	1	-6	2	1	0
Brendan Gaunce	2	1	0	1	1	0	0	0
Michael Del Zotto	5	0	1	1	-3	2	0	0
Derrick Pouliot	5	0	1	1	-4	4	0	0
Loui Eriksson	4	0	1	1	-1	0	0	0
Thomas Vanek	4	0	1	1	-2	2	0	0
Reid Boucher	3	0	1	1	-4	0	0	0
Erik Gudbranson	3	0	1	1	-1	0	0	0
Nic Dowd	4	0	0	0	-1	6	0	0
Troy Stecher	4	0	0	0	-4	0	0	0
Alexander Burmistrov	3	0	0	0	-1	2	0	0
Brandon Sutter	3	0	0	0	-2	0	0	0
Darren Archibald	2	0	0	0	-2	0	0	0
Ben Hutton	2	0	0	0	-3	0	0	0
Sven Baertschi	1	0	0	0	-2	0	0	0
Derek Dorsett	1	0	0	0	E	2	0	0
Brendan Leipsic	1	0	0	0	-2	2	0	0
Tyler Motte	1	0	0	0	E	2	0	0
Christopher Tanev	1	0	0	0	E	0	0	0

CANUCKS	GPI	MIN	W-L-O	GA	SA	SV	GAA	SV%
Jacob Markstrom	4	244	1-2-1	15	127	112	3.69	.882
Anders Nilsson	1	60	0-1-0	4	30	26	4.00	.867

LAST

Last Home Win:	Dec. 15/17 (4-3 OT)
Last Road Win:	Mar. 31/16 (4-2)
Last Shutout:	Feb. 8/01
	Bob Essensa (0-0)
Last Tie Game:	Feb. 8/01 (0-0 @ VAN)
Last Shootout:	Mar. 5/13 (2-3 L @ VAN)
Last Hat Trick:	Markus Naslund
	Oct. 21/02
Most Goals:	8 – Twice
Canucks in OT:	6-4-13
Canucks in SO:	1-3

SAN JOSE

Feb. 15/18 (4-1)
Mar. 17/18 (5-3)
Nov. 11/17
Aaron Dell (5-0)
Logan Couture
Mar. 29/16
7 – Four times

3 LOSSES

1 OT

ATTENDANCE

18,332	Markstrom/Dell
17,278	Markstrom/Jones

GOALTENDER

Markstrom/Dell
Markstrom/Jones

W GOAL

Timo Meier
Sam Gagner

ATTENDANCE

17,274	Nilsson/Jones
17,562	Markstrom/Dell
17,562	Markstrom/Dell

GOALTENDER

Nilsson/Jones
Markstrom/Dell
Markstrom/Dell

W GOAL

Brent Burns
Kevin Labanc
Tomas Hertl

SHOTS BY PERIOD

	1st	2nd	3rd	OT	TOTAL
CANUCKS	60	77	55	4	196
SHARKS	56	51	51	2	160

SHARKS

Power Play: 5-20	25.0%	Penalty Killing: 12-17	70.6%
------------------	-------	------------------------	-------

SHARKS	GP	G	A	P	+/-	PIM	PP	SH
Tomas Hertl	4	3	4	7	6	0	1	0
Logan Couture	4	3	3	6	5	0	0	1
Kevin Labanc	4	2	4	6	3	0	1	0
Brent Burns	5	3	2	5	3	0	1	0
Chris Tierney	5	3	1	4	3	0	0	2
Justin Braun	5	0	4	4	5	2	0	0
Joe Pavelski	5	0	4	4	-2	2	0	0
Timo Meier	5	2	1	3	E	23	0	0
Joe Thornton	3	2	1	3	-1	0	2	0
Mikkel Boedker	4	1	2	3	3	0	0	0
Dylan DeMelo	4	0	3	3	4	2	0	0
Marcus Sorensen	3	2	0	2	2	0	0	0
Joel Ward	2	0	2	2	3	2	0	0
Brenden Dillon	5	1	0	1	3	2	0	0
Jannik Hansen	5	0	1	1	2	7	0	0
Melker Karlsson	5	0	1	1	1	0	0	0
Marc-Edouard Vlasic	5	0	1	1	E	2	0	0
Joakim Ryan	2	0	1	1	3	0	0	0
Joonas Donskoi	4	0	0	0	-1	0	0	0
Tim Heed	4	0	0	0	-1	0	0	0
Barclay Goodrow	3	0	0	0	1	4	0	0
Eric Fehr	1	0	0	0	2	0	0	0
Evander Kane	1	0	0	0	E	2	0	0
Paul Martin	1	0	0	0	1	2	0	0
Danny O'Regan	1	0	0	0	E	2	0	0

SHARKS

	GPI	MIN	W-L-O	GA	SA	SV	GAA	SV%
Aaron Dell	3	181	3-0-0	7	112	105	2.32	.938
Martin Jones	2	125	1-0-1	5	84	79	2.41	.940



ST. LOUIS BLUES

2017.18 SEASON SUMMARY

0 WINS

2 LOSSES

1 OT

AT VANCOUVER

Dec. 23/17 Canucks 1 Blues 3
Nov. 18/17 Canucks 3 Blues 4 (OT)

AT ST. LOUIS

Mar. 23/18 Canucks 1 Blues 4

GOALS BY PERIOD

	1st	2nd	3rd	OT	TOTAL
CANUCKS	1	4	0	0	5
BLUES	3	3	4	1	11

CANUCKS

Power Play: 1-9 11.1% Penalty Killing: 9-9 100.0%

CANUCKS

	GP	G	A	P	+/-	PIM	PP	SH
Brock Boeser	2	2	0	2	-2	0	0	0
Sam Gagner	3	1	1	2	-1	2	0	0
Sven Baertschi	1	1	1	2	1	0	1	0
Loui Eriksson	2	0	2	2	E	0	0	0
Thomas Vanek	2	0	2	2	E	0	0	0
Markus Granlund	2	1	0	1	1	0	0	1
Alex Biega	3	0	1	1	-2	2	0	0
Henrik Sedin	3	0	1	1	-3	0	0	0
Daniel Sedin	3	0	1	1	-2	0	0	0
Bo Horvat	2	0	1	1	-2	0	0	0
Michael Del Zotto	3	0	0	0	-1	2	0	0
Alexander Edler	3	0	0	0	-3	4	0	0
Derrick Pouliot	3	0	0	0	-4	0	0	0
Jake Virtanen	3	0	0	0	-4	0	0	0
Nic Dowd	2	0	0	0	-1	0	0	0
Nikolay Goldobin	2	0	0	0	-3	0	0	0
Erik Gudbranson	2	0	0	0	1	0	0	0
Ben Hutton	2	0	0	0	E	4	0	0
Troy Stecher	2	0	0	0	-2	0	0	0
Brandon Sutter	2	0	0	0	-1	0	0	0
Darren Archibald	1	0	0	0	-1	0	0	0
Reid Boucher	1	0	0	0	-2	0	0	0
Derek Dorsett	1	0	0	0	-1	2	0	0
Brendan Gaunce	1	0	0	0	E	0	0	0
Jussi Jokinen	1	0	0	0	-1	2	0	0
Tyler Motte	1	0	0	0	-1	0	0	0
Christopher Tanev	1	0	0	0	-1	0	0	0

CANUCKS	GPI	MIN	W-L-O	GA	SA	SV	GAA	SV%
Anders Nilsson	2	122	0-1-1	8	56	48	3.92	.857
Jacob Markstrom	1	59	0-1-0	2	33	31	2.04	.939

LAST

Last Home Win: Oct. 18/16 (2-1 OT)
Last Road Win: Mar. 30/15 (4-1)
Last Shutout: Feb. 26/14
Eddie Lack (1-0)
Last Tie Game: Mar. 13/03 (4-4 @ VAN)
Last Shootout: Mar. 1/15 (6-5 W @ VAN)
Last Hat Trick: Alexander Mogilny
Dec. 15/96
Most Goals: 8 - Four Times

ST. LOUIS

Mar. 23/18 (4-1)
Dec. 23/17 (3-1)
Mar. 25/16 (4-0)
Brian Elliott (4-0)
Brett Hull
Mar. 2/92
9 - Feb. 7/81
VAN 2 @ STL 9

Canucks in OT: 8-31
Canucks in SO: 3-2

ATTENDANCE 17,919
18,865
GOALTENDER Markstrom/Allen
Nilsson/Allen
W GOAL Kyle Brodziak
Brayden Schenn

ATTENDANCE 17,724
GOALTENDER Nilsson/Allen
W GOAL Patrik Berglund

SHOTS BY PERIOD	1st	2nd	3rd	OT	TOTAL
CANUCKS	27	25	22	0	74
BLUES	21	34	32	3	90

BLUES

Power Play: 0-9 0.0% Penalty Killing: 8-9 88.9%

BLUES

	GP	G	A	P	+/-	PIM	PP	SH
Patrik Berglund	2	3	0	3	3	0	0	1
Kyle Brodziak	3	1	2	3	3	0	0	0
Paul Stastny	2	0	3	3	3	0	0	0
Dmitrij Jaskin	3	1	1	2	3	0	0	0
Vladimir Sobotka	3	1	1	2	3	2	0	0
Alexander Steen	3	1	1	2	1	0	0	0
Vladimir Tarasenko	3	1	1	2	1	0	0	0
Vince Dunn	3	0	2	2	E	2	0	0
Alex Pietrangolo	3	0	2	2	2	4	0	0
Jaden Schwartz	2	0	2	2	1	0	0	0
Scottie Upshall	2	0	2	2	1	0	0	0
Joel Edmundson	3	1	0	1	2	4	0	0
Colton Parayko	3	1	0	1	3	0	0	0
Brayden Schenn	3	1	0	1	E	0	0	0
Tage Thompson	2	0	1	1	E	4	0	0
Robert Bortuzzo	3	0	0	0	3	0	0	0
Carl Gunnarsson	3	0	0	0	3	0	0	0
Oskar Sundqvist	3	0	0	0	E	2	0	0
Magnus Paajarvi	2	0	0	0	E	0	0	0
Chris Thorburn	2	0	0	0	E	0	0	0
Ivan Barbashev	1	0	0	0	E	0	0	0

BLUES	GPI	MIN	W-L-O	GA	SA	SV	GAA	SV%
Jake Allen	3	182	3-0-0	5	74	69	1.64	.932



2017.18 SEASON SUMMARY

0 WINS

2 LOSSES

0 OT

AT VANCOUVER

Feb. 3/18 Canucks 2 Lightning 4

AT TAMPA BAY

Feb. 8/18 Canucks 2 Lightning 5

GOALS BY PERIOD

	1st	2nd	3rd	OT	TOTAL
CANUCKS	0	0	4	-	4
LIGHTNING	3	4	2	-	9

CANUCKS

Power Play: 1-6 16.7% Penalty Killing: 4-7 57.1%

CANUCKS

	GP	G	A	P	+/-	PIM	PP	SH
Brock Boeser	2	2	1	3	1	2	1	0
Alexander Edler	2	0	2	2	-1	0	0	0
Sven Baertschi	2	1	0	1	E	0	0	0
Thomas Vanek	2	1	0	1	E	0	0	0
Bo Horvat	2	0	1	1	1	2	0	0
Henrik Sedin	2	0	1	1	-1	0	0	0
Troy Stecher	2	0	1	1	1	0	0	0
Brandon Sutter	2	0	1	1	-1	0	0	0
Michael Del Zotto	2	0	0	0	-3	4	0	0
Nic Dowd	2	0	0	0	-2	0	0	0
Loui Eriksson	2	0	0	0	E	0	0	0
Markus Granlund	2	0	0	0	-1	0	0	0
Erik Gudbranson	2	0	0	0	-1	0	0	0
Daniel Sedin	2	0	0	0	-2	2	0	0
Christopher Tanev	2	0	0	0	-1	2	0	0
Jake Virtanen	2	0	0	0	-2	2	0	0
Reid Boucher	1	0	0	0	-1	0	0	0
Brendan Gaunce	1	0	0	0	-1	2	0	0
Ben Hutton	1	0	0	0	-1	2	0	0
Derrick Pouliot	1	0	0	0	E	0	0	0

CANUCKS

	GPI	MIN	W-L-O	GA	SA	SV	GAA	SV%
Anders Nilsson	1	60	0-1-0	5	36	31	5.01	.861
Jacob Markstrom	1	60	0-1-0	4	28	24	4.02	.857

LAST

Last Home Win: Dec. 16/16 (4-2)
 Last Road Win: Dec. 8/16 (5-1)
 Last Shutout: Jan. 4/93

Kirk McLean (7-0 @ VAN)
 Dec. 10/01 (1-1 @ VAN)
 Jan. 10/12 (5-4 W @ TB)

Alexander Mogilny
 None

Most Goals: 9 - Jan. 6/96 5 - Four Times

Canucks in OT: VAN 9 vs TB 2

Canucks in SO: 2-3-3

1-0

ATTENDANCE

18,865

GOALTENDER

Markstrom/Vasilevskiy

W GOAL

Yanni Gourde

ATTENDANCE

19,092

GOALTENDER

Nilsson/Vasilevskiy

W GOAL

Adam Erne

SHOTS BY PERIOD

	1st	2nd	3rd	OT	TOTAL
CANUCKS	20	15	27	-	62
LIGHTNING	23	24	17	-	64

LIGHTNING

Power Play: 3-7 42.9% Penalty Killing: 5-6 83.3%

LIGHTNING

	GP	G	A	P	+/-	PIM	PP	SH
Nikita Kucherov	2	1	3	4	1	0	0	0
Yanni Gourde	2	2	1	3	2	0	1	0
Victor Hedman	2	2	1	3	2	0	1	0
Steven Stamkos	2	1	2	3	1	2	0	0
Tyler Johnson	2	0	2	2	E	2	0	0
Mikhail Sergachev	2	0	2	2	E	0	0	0
Cory Conacher	2	1	0	1	1	0	1	0
Chris Kunitz	2	1	0	1	E	0	0	0
Adam Erne	1	1	0	1	1	0	0	0
Alex Killorn	2	0	1	1	3	0	0	0
Vladislav Namestnikov	2	0	1	1	E	4	0	0
Matthew Peca	2	0	1	1	E	0	0	0
Anton Stralman	2	0	1	1	-1	2	0	0
Andrej Sustr	2	0	1	1	2	0	0	0
Ryan Callahan	2	0	0	0	E	0	0	0
Braydon Coburn	2	0	0	0	3	0	0	0
Brayden Point	2	0	0	0	E	0	0	0
Jake Dotchin	1	0	0	0	1	0	0	0
Dan Girardi	1	0	0	0	E	4	0	0
Slater Koekoek	1	0	0	0	-1	0	0	0

LIGHTNING

	GPI	MIN	W-L-O	GA	SA	SV	GAA	SV%
Andrei Vasilevskiy	2	120	2-0-0	4	62	58	2.00	.935



TORONTO MAPLE LEAFS

2017.18 SEASON SUMMARY

1 WIN

0 LOSSES

1 OT

AT VANCOUVER

Dec. 2/17 Canucks 2 Maple Leafs 1

AT TORONTO

Jan. 6/18 Canucks 2 Maple Leafs 3 (SO)

TOTAL BY PERIOD	1st	2nd	3rd	OT	TOTAL
CANUCKS	2	1	1	0	4
MAPLE LEAFS	0	0	3	0	3

CANUCKS

Power Play: 1-4 25.0% Penalty Killing: 6-6 100.0%

CANUCKS	GP	G	A	P	+/-	PIM	PP	SH
Henrik Sedin	2	0	2	2	1	2	0	0
Daniel Sedin	2	0	2	2	1	2	0	0
Brock Boeser	2	1	0	1	E	2	0	0
Alexander Edler	2	1	0	1	E	0	0	0
Sam Gagner	2	1	0	1	-1	0	1	0
Markus Granlund	2	1	0	1	E	0	0	0
Thomas Vanek	2	0	1	1	-1	0	0	0
Michael Del Zotto	2	0	0	0	E	2	0	0
Loui Eriksson	2	0	0	0	E	0	0	0
Brendan Gaunce	2	0	0	0	1	0	0	0
Nikolay Goldobin	2	0	0	0	E	2	0	0
Derrick Pouliot	2	0	0	0	E	0	0	0
Troy Stecher	2	0	0	0	-1	0	0	0
Christopher Tanev	2	0	0	0	1	0	0	0
Jake Virtanen	2	0	0	0	1	0	0	0
Sven Baertschi	1	0	0	0	-1	0	0	0
Michael Chaput	1	0	0	0	E	0	0	0
Nic Dowd	1	0	0	0	-1	0	0	0
Erik Gudbranson	1	0	0	0	E	2	0	0
Bo Horvat	1	0	0	0	1	0	0	0
Ben Hutton	1	0	0	0	E	0	0	0

CANUCKS	GPI	MIN	W-L-O	GA	SA	SV	GAA	SV%
Jacob Markstrom	2	125	1-0-1	3	72	69	1.44	.958

LAST

Last Home Win:

Dec. 2/17 (2-1)

Last Road Win:

Dec. 17/11 (5-3)

Last Shutout:

Nov. 2/13

Last Tie Game:

Mar. 8/03 (3-3 @ TOR)

Last Shootout:

Dec. 3/16 (3-2 W @ VAN)

Last Hat Trick:

Markus Naslund

Most Goals:

8 - Twice

Canucks in OT:

2-3-14

Canucks in SO:

2-1

TORONTO

Jan. 6/18 (3-2 SO)

Feb. 13/16 (5-2)

Mar. 15/03

Ed Belfour (1-0)

Rick Vaive

Feb. 18/87

8 - Twice

ATTENDANCE

18,865

GOALTENDER

Markstrom/Andersen

W GOAL

Alexander Edler

ATTENDANCE

19,361

GOALTENDER

Markstrom/Andersen

W GOAL

Tyler Bozak

SHOTS BY PERIOD	1st	2nd	3rd	OT	TOTAL
CANUCKS	27	14	19	2	62
MAPLE LEAFS	20	29	18	5	72

MAPLE LEAFS

Power Play: 0-6 0.0% Penalty Killing: 3-4 75.0%

MAPLE LEAFS	GP	G	A	P	+/-	PIM	PP	SH
Morgan Rielly	2	0	2	2	2	0	0	0
Auston Matthews	2	1	0	1	E	0	0	0
James van Riemsdyk	2	1	0	1	E	0	0	0
Tyler Bozak	1	1	0	1	E	0	0	0
Zach Hyman	2	0	1	1	1	0	0	0
William Nylander	2	0	1	1	1	0	0	0
Andreas Borgman	1	0	1	1	1	0	0	0
Travis Dermott	1	0	1	1	1	0	0	0
Connor Brown	2	0	0	0	E	0	0	0
Jake Gardiner	2	0	0	0	-2	0	0	0
Ron Hainsey	2	0	0	0	1	0	0	0
Nazem Kadri	2	0	0	0	E	0	0	0
Leo Komarov	2	0	0	0	-1	0	0	0
Patrick Marleau	2	0	0	0	E	0	0	0
Mitchell Marner	2	0	0	0	-1	2	0	0
Matt Martin	2	0	0	0	E	2	0	0
Roman Polak	2	0	0	0	-1	2	0	0
Connor Carrick	1	0	0	0	-1	0	0	0
Frederik Gauthier	1	0	0	0	E	0	0	0
Josh Leivo	1	0	0	0	E	0	0	0
Dominic Moore	1	0	0	0	E	0	0	0
Nikita Zaitsev	1	0	0	0	-1	0	0	0

MAPLE LEAFS	GPI	MIN	W-L-O	GA	SA	SV	GAA	SV%
Frederik Andersen	2	123	1-1-0	4	62	58	1.96	.935



VEGAS GOLDEN KNIGHTS

2017.18 SEASON SUMMARY

0 WINS

3 LOSSES

1 OT

AT VANCOUVER

Apr. 3/18 Canucks 4 Golden Knights 5 (SO)
Nov. 16/17 Canucks 2 Golden Knights 5

AT VEGAS

Mar. 20/18 Canucks 1 Golden Knights 4
Feb. 23/18 Canucks 3 Golden Knights 6

GOALS BY PERIOD

	1st	2nd	3rd	OT	TOTAL
CANUCKS	3	2	5	0	10
GOLDEN KNIGHTS	8	6	5	0	19

CANUCKS

Power Play: 2-8 25.0% Penalty Killing: 7-9 77.8%

CANUCKS	GP	G	A	P	+/-	PIM	PP	SH
Brandon Sutter	4	2	1	3	2	0	0	0
Daniel Sedin	4	1	2	3	-4	0	1	0
Bo Horvat	4	2	0	2	-5	0	1	0
Nikolay Goldobin	3	2	0	2	-2	0	0	0
Brock Boeser	2	1	1	2	-1	0	0	0
Thomas Vanek	2	1	1	2	-2	2	0	0
Alexander Edler	4	0	2	2	-7	6	0	0
Sam Gagner	4	0	2	2	-6	0	0	0
Alex Biega	3	0	2	2	-1	0	0	0
Sven Baertschi	2	1	0	1	E	0	0	0
Derrick Pouliot	4	0	1	1	-7	0	0	0
Henrik Sedin	4	0	1	1	-4	0	0	0
Brendan Gaunce	2	0	1	1	E	0	0	0
Jussi Jokinen	2	0	1	1	E	0	0	0
Ashton Sautner	1	0	1	1	E	0	0	0
Michael Del Zotto	4	0	0	0	2	4	0	0
Troy Stecher	3	0	0	0	-1	2	0	0
Jake Virtanen	3	0	0	0	1	4	0	0
Darren Archibald	2	0	0	0	E	0	0	0
Nic Dowd	2	0	0	0	E	0	0	0
Loui Eriksson	2	0	0	0	-2	0	0	0
Erik Gudbranson	2	0	0	0	-1	0	0	0
Brendan Leipsic	2	0	0	0	-2	0	0	0
Reid Boucher	1	0	0	0	-2	0	0	0
Derek Dorsett	1	0	0	0	-1	0	0	0
Adam Gaudette	1	0	0	0	E	0	0	0
Markus Granlund	1	0	0	0	-1	0	0	0
Philip Holm	1	0	0	0	-2	0	0	0
Ben Hutton	1	0	0	0	E	0	0	0
Christopher Tanev	1	0	0	0	-1	0	0	0

CANUCKS	GPI	MIN	W-L-O	GA	SA	SV	GAA	SV%
Jacob Markstrom	4	204	0-2-1	12	104	92	3.53	.885
Anders Nilsson	1	40	0-1-0	5	25	20	7.50	.800

LAST	VANCOUVER	VEGAS
Last Home Win:	None	Mar. 20/18 (4-1)
Last Road Win:	None	Apr. 3/18 (5-4 SO)
Last Shutout:	None	None
Last Tie Game:	None	
Last Shootout:	Apr. 3/18 (4-5 L @ VAN)	
Last Hat Trick:	None	None
Most Goals:	4 - Apr. 3/18	6 - Feb. 23/18
	VAN 4 vs VGK 5 SO	VAN 3 @ VGK 6

Canucks in OT: 0-0-1
Canucks in SO: 0-1

ATTENDANCE

18,865 Markstrom/Subban
18,119 Markstrom/Lagace

W GOAL

Shea Theodore
Erik Haula

ATTENDANCE

18,214 Markstrom/Subban,Fleury
18,207 Nilsson,Markstrom/Fleury

W GOAL

Cody Eakin
Jonathan Marchessault

SHOTS BY PERIOD

	1st	2nd	3rd	OT	TOTAL
CANUCKS	39	29	38	3	109
GOLDEN KNIGHTS	43	50	32	6	131

GOLDEN KNIGHTS

Power Play: 2-9 22.2% Penalty Killing: 6-8 75.0%

GOLDEN KNIGHTS	GP	G	A	P	+/-	PIM	PP	SH
William Karlsson	4	4	5	9	8	0	1	0
Jonathan Marchessault	3	3	2	5	6	2	1	0
David Perron	3	2	2	4	1	0	0	0
Reilly Smith	2	1	3	4	3	2	0	0
Alex Tuch	4	0	4	4	5	0	0	0
Erik Haula	3	1	2	3	E	0	0	0
Tomas Tatar	2	2	0	2	1	2	0	0
Brandon Pirri	1	2	0	2	2	0	0	0
Tomas Nosek	4	1	1	2	2	2	0	0
Brayden McNabb	4	0	2	2	6	0	0	0
Colin Miller	4	0	2	2	E	2	0	0
Nate Schmidt	4	0	2	2	7	0	0	0
Shea Theodore	3	0	2	2	2	0	0	0
Cody Eakin	4	1	0	1	E	0	0	0
Pierre-Edouard Bellemare	3	1	0	1	E	2	0	0
Tomas Hyka	1	1	0	1	1	0	0	0
Deryk Engelland	4	0	1	1	3	0	0	0
Ryan Carpenter	3	0	1	1	1	0	0	0
James Neal	3	0	1	1	-1	0	0	0
Ryan Reaves	2	0	1	1	1	0	0	0
Brendan Leipsic	1	0	1	1	E	0	0	0
Oscar Lindberg	3	0	0	0	-2	0	0	0
Brad Hunt	2	0	0	0	E	0	0	0
Jon Merrill	2	0	0	0	1	0	0	0
William Carrier	1	0	0	0	-1	0	0	0
Stefan Matteau	1	0	0	0	E	0	0	0
Luca Sbisa	1	0	0	0	-1	2	0	0

GOLDEN KNIGHTS	GPI	MIN	W-L-O	GA	SA	SV	GAA	SV%
Marc-Andre Fleury	2	80	2-0-0	3	40	37	2.25	.925
Maxime Lagace	1	60	1-0-0	2	21	19	2.00	.905
Malcolm Subban	2	105	1-0-0	5	48	43	2.86	.896

CANUCKS

PLAYERS

IN THE SYSTEM

2017.18 REVIEW

OPPONENTS

HISTORY

ALL TIME RECORDS

PLAYOFFS

NHL

MEDIA SERVICES



2017.18 SEASON SUMMARY

1 WIN

1 LOSS

0 OT

AT VANCOUVER

Oct. 26/17 Canucks 6 Capitals 2

AT WASHINGTON

Jan. 9/18 Canucks 1 Capitals 3

GOALS BY PERIOD

	1st	2nd	3rd	OT	TOTAL
CANUCKS	4	2	1	-	7
CAPITALS	2	2	1	-	5

CANUCKS

Power Play: 4-9 44.4% Penalty Killing: 5-5 100.0%

CANUCKS	GP	G	A	P	+/-	PIM	PP	SH
Sven Baertschi	2	2	1	3	E	0	2	0
Brock Boeser	2	0	3	3	E	0	0	0
Derek Dorsett	1	1	1	2	1	0	0	0
Bo Horvat	1	1	1	2	E	0	1	0
Markus Granlund	2	1	0	1	-2	2	0	0
Daniel Sedin	2	1	0	1	-1	0	1	0
Thomas Vanek	2	1	0	1	1	0	0	0
Sam Gagner	2	0	1	1	1	4	0	0
Henrik Sedin	2	0	1	1	-2	0	0	0
Alexander Burmistrov	0	1	1	1	0	0	0	0
Alexander Edler	1	0	1	1	E	0	0	0
Derrick Pouliot	1	0	1	1	E	0	0	0
Brandon Sutter	1	0	1	1	1	0	0	0
Christopher Tanev	1	0	1	1	1	0	0	0
Alex Biega	2	0	0	0	E	2	0	0
Michael Del Zotto	2	0	0	0	-2	0	0	0
Erik Gudbranson	2	0	0	0	-2	5	0	0
Ben Hutton	2	0	0	0	-1	5	0	0
Jake Virtanen	2	0	0	0	-1	0	0	0
Michael Chaput	1	0	0	0	E	0	0	0
Nic Dowd	1	0	0	0	-2	0	0	0
Loui Eriksson	1	0	0	0	-2	0	0	0
Nikolay Goldobin	1	0	0	0	-1	0	0	0
Troy Stecher	1	0	0	0	E	2	0	0

CANUCKS	GPI	MIN	W-L-O	GA	SA	SV	GAA	SV%
Anders Nilsson	1	60	1-0-0	2	27	25	2.00	.926
Jacob Markstrom	1	57	0-1-0	3	36	33	3.15	.917

LAST

	VANCOUVER	WASHINGTON
Last Home Win:	Oct. 26/17 (6-2)	Jan. 9/18 (3-1)
Last Road Win:	Dec. 12/14 (4-3)	Oct. 29/16 (5-2)
Last Shutout:	Mar. 23/03 Alex Auld (6-0)	Dec. 11/16 Braden Holtby (3-0)
Last Tie Game:	Feb. 10/96 (4-4 @ VAN)	
Last Shootout:	Oct. 27/06 (3-2 W @ VAN)	
Last Hat Trick:	Don Lever Feb. 1/75	Mike Gartner Feb. 20/87
Most Goals:	7 - Three Times	9 - Mar. 12/96 VAN 0 @ WSH 9
Canucks in OT:	0-4-6	
Canucks in SO:	1-0	

ATTENDANCE 18,293 **GOALTENDER** Nilsson/Holtby, Grubauer **W GOAL** Markus Granlund

ATTENDANCE 18,506 **GOALTENDER** Markstrom/Grubauer **W GOAL** Lars Eller

SHOTS BY PERIOD	1st	2nd	3rd	OT	TOTAL
CANUCKS	9	13	26	-	68
CAPITALS	15	26	22	-	63

CAPITALS

Power Play: 0-5 0.0% Penalty Killing: 5-9 55.6%

CAPITALS	GP	G	A	P	+/-	PIM	PP	SH
Evgeny Kuznetsov	2	2	0	2	E	2	0	0
John Carlson	2	1	1	2	E	0	0	0
Madison Bowey	2	0	2	2	1	0	0	0
Alex Ovechkin	2	0	2	2	E	2	0	0
Lars Eller	2	1	0	1	E	0	0	0
Chandler Stephenson	2	1	0	1	1	0	0	0
Jay Beagle	2	0	1	1	1	0	0	0
Dmitry Orlov	2	0	1	1	E	0	0	0
Nicklas Backstrom	1	0	1	1	1	0	0	0
Matt Niskanen	1	0	1	1	1	0	0	0
Brett Connolly	2	0	0	0	E	0	0	0
Christian Djoos	2	0	0	0	1	2	0	0
Brooks Orpik	2	0	0	0	E	0	0	0
T.J. Oshie	2	0	0	0	1	0	0	0
Devante Smith-Pelly	2	0	0	0	2	19	0	0
Jakub Vrana	2	0	0	0	E	0	0	0
Tom Wilson	2	0	0	0	E	19	0	0
Andre Burakovsky	1	0	0	0	E	0	0	0
Alex Chiasson	1	0	0	0	-1	0	0	0
Taylor Chorney	1	0	0	0	1	2	0	0
Nathan Walker	1	0	0	0	1	0	0	0

CAPITALS	GPI	MIN	W-L-O	GA	SA	SV	GAA	SV%
Philipp Grubauer	2	85	1-0-0	2	46	44	1.41	.957
Braden Holtby	1	35	0-1-0	5	22	17	8.57	.773



2017.18 SEASON SUMMARY

0 WINS

3 LOSSES

0 OT

AT VANCOUVER

Oct. 12/17 Canucks 2 Jets 4

AT WINNIPEG

Jan. 21/18 Canucks 0 Jets 1
Dec. 11/17 Canucks 1 Jets 5

GOALS BY PERIOD

	1st	2nd	3rd	OT	TOTAL
CANUCKS	2	0	1	-	3
JETS	3	4	3	-	10

CANUCKS

Power Play: 1-9 11.1% Penalty Killing: 6-7 85.7%

CANUCKS	GP	G	A	P	+/-	PIM	PP	SH
Brock Boeser	3	1	1	2	-3	0	0	0
Daniel Sedin	3	1	1	2	-2	4	1	0
Christopher Tanev	3	1	0	1	-3	0	0	0
Sam Gagner	3	0	1	1	-2	2	0	0
Henrik Sedin	3	0	1	1	-2	0	0	0
Thomas Vanek	3	0	1	1	-2	0	0	0
Michael Del Zotto	3	0	0	0	-3	0	0	0
Alexander Edler	3	0	0	0	-2	0	0	0
Loui Eriksson	3	0	0	0	-1	0	0	0
Markus Granlund	3	0	0	0	1	0	0	0
Troy Stecher	3	0	0	0	-1	0	0	0
Sven Baertschi	2	0	0	0	-2	0	0	0
Nic Dowd	2	0	0	0	E	2	0	0
Brendan Gaunce	2	0	0	0	-1	2	0	0
Bo Horvat	2	0	0	0	-3	0	0	0
Ben Hutton	2	0	0	0	-2	0	0	0
Derrick Pouliot	2	0	0	0	-1	0	0	0
Brandon Sutter	2	0	0	0	E	0	0	0
Jake Virtanen	2	0	0	0	-1	0	0	0
Alex Biega	1	0	0	0	E	0	0	0
Alexander Burmistrov	1	0	0	0	-1	0	0	0
Michael Chaput	1	0	0	0	-2	0	0	0
Derek Dorsett	1	0	0	0	-1	2	0	0
Erik Gudbranson	1	0	0	0	-2	0	0	0

CANUCKS	GPI	MIN	W-L-O	GA	SA	SV	GAA	SV%
Anders Nilsson	1	58	0-1-0	1	36	35	1.03	.972
Jacob Markstrom	2	119	0-2-0	8	43	35	4.04	.814

LAST

	VANCOUVER	WINNIPEG
Last Home Win:	Dec. 20/16 (4-1)	Jan. 21/18 (1-0)
Last Road Win:	Mar. 12/14 (3-2S O)	Oct. 12/17 (4-2)
Last Shutout:	Feb. 25/03 Dan Cloutier (8-0)	Jan. 21/18 Connor Hellebuyck (1-0)
Last Tie Game:	Oct. 27/00 (1-1 @ VAN)	
Last Shootout:	Mar. 12/14 (3-2 W @ WPG)	
Last Hat Trick:	Daniel Sedin Dec. 10/09	Dean Sylvester Nov. 22/99
Most Goals:	8 - Feb. 25/03 VAN 8 vs ATL 0	6 - Nov. 22/99 VAN 3 @ ATL 6
Canucks in OT:	1-0-3	
Canucks in SO:	1-1	

ATTENDANCE

15,589 Markstrom/Hellebuyck

GOAL TENDER

Tyler Myers

W GOAL

87

ATTENDANCE

15,321 Nilsson/Hellebuyck
15,321 Markstrom/Hellebuyck

GOAL TENDER

Mathieu Perreault

W GOAL

87

SHOTS BY PERIOD

	1st	2nd	3rd	OT	TOTAL
CANUCKS	28	30	29	-	87
JETS	28	30	22	-	80

JETS


Power Play: 1-7 14.3% Penalty Killing: 8-9 88.9%

JETS	GP	G	A	P	+/-	PIM	PP	SH
Mathieu Perreault	3	2	1	3	4	2	0	0
Bryan Little	3	0	3	3	2	0	0	0
Nikolaj Ehlers	3	2	0	2	E	2	1	0
Patrik Laine	3	2	0	2	3	0	0	0
Josh Morrissey	3	2	0	2	E	0	0	0
Dmitry Kulikov	3	1	1	2	5	0	0	0
Tyler Myers	3	1	1	2	6	0	0	1
Andrew Copp	3	0	2	2	2	0	0	0
Kyle Connor	2	0	2	2	2	2	0	0
Jacob Trouba	3	0	1	1	E	2	0	0
Blake Wheeler	3	0	1	1	1	4	0	0
Joel Armia	2	0	1	1	2	0	0	0
Matt Hendricks	2	0	1	1	1	0	0	0
Adam Lowry	2	0	1	1	1	0	0	0
Mark Scheifele	2	0	1	1	2	0	0	0
Brandon Tanev	3	0	0	0	1	0	0	0
Marko Dano	2	0	0	0	E	2	0	0
Toby Enstrom	2	0	0	0	1	0	0	0
Tucker Poolman	2	0	0	0	E	0	0	0
Dustin Byfuglien	1	0	0	0	1	2	0	0
Ben Chiarot	1	0	0	0	E	0	0	0
Shawn Matthias	1	0	0	0	E	2	0	0
Nic Petan	1	0	0	0	E	0	0	0
Jack Roslovic	1	0	0	0	E	0	0	0

JETS	GPI	MIN	W-L-O	GA	SA	SV	GAA	SV%
Connor Hellebuyck	3	180	3-0-0	3	87	84	1.00	.966



HISTORY



TEAM HISTORY

CANUCKS

PLAYERS

IN THE SYSTEM

2017/18 REVIEW

OPPONENTS

HISTORY

ALL TIME RECORDS

PLAYOFFS

NHL

MEDIA SERVICES



On October 9, 1970 the Vancouver Canucks played the first game of their inaugural NHL season before 15,062 people at the Pacific Coliseum on Renfrew Street, a 3-1 loss to the visiting Los Angeles Kings. The game marked the start of an NHL tradition on the West Coast that endures 46 years to the present day.

Long before an NHL team was formed, the city had already established a strong hockey tradition with the Vancouver Millionaires, who played in the Pacific Coast Hockey Association from 1912 to 1922. At home in the 10,500 seat Denman Arena, the Millionaires swept the Ottawa Senators in a National Hockey Association interleague series to win the Stanley Cup in 1915 (the NHA became the NHL 1917).

The Vancouver Canucks owe the origins of their name to the Pacific Coast Hockey League (1945-51) and Western Hockey League (1952-69) Vancouver Canucks, who enjoyed notable success, capturing six President's/Lester Patrick Cups, two PCHL titles and four WHL titles. The name "Canuck" is generally defined as a slang word to describe a Canadian. Also used in early political cartoons then comic books and personified by fictional character Johnny Canuck, the word Canuck was a term of endearment reflecting the courage and bravery of Canadian soldiers defined during the World Wars. Today it's equally synonymous with the team, its players and fans and an accepted term for a Canadian.

The original Vancouver Canucks roster was built through an Expansion Draft to accommodate the NHL's newest members, Vancouver and Buffalo, shaping the character and identity of the club. Orland Kurtenbach, the first team captain, and Pat Quinn, a defenceman and later General Manager, Head Coach and President,

became prominent figures throughout the club's history and are celebrated today as members of the Canucks Ring of Honour for their impact and legacy on the franchise.

In a welcome letter from the club's first season General Manager and Hockey Hall of Fame inductee, Norman R. (Bud) Poile told fans "one thing you can be certain of is the fact that nobody on our club is going to go down without a fight." While the first seasons failed to produce post-season berths, the core was a fierce and formidable group led by Kurtenbach that included Andre Boudrias, Don Lever, Dale Tallon, Dennis Ververgaert and Dennis Kearns.

Still a young team, Vancouver's original ownership group led by Tom Scallen sold the franchise to local businessman Frank Griffiths in 1974. Over the span of the next 22 years the Griffiths family's stewardship of the team witnessed two Stanley Cup Finals, Frank Griffiths' induction to the Hockey Hall of Fame, the succession of leadership to son Arthur Griffiths and the development of significant community contributions, notably the creation of Canuck Place, North America's first free-standing children's hospice.

Vancouver's first playoff series win in 1982 ignited a postseason run to the Stanley Cup Final. The architect of the team and Hockey Hall of Fame member, General Manager Jake Milford had drafted and traded for key players like Stan Smyl, Thomas Gradin and Richard Brodeur in recent years who contributed significantly to the success of the run. Only two losses in three playoff series versus Calgary (3-0), Los Angeles (4-1) and Chicago (4-1) flawed a record march to a Championship match up versus the New York Islanders. Halted by New York in a decisive 4-0 series win, the postseason run still produced two significant moments in club history.





The first was the emergence of Stan Smyl who assumed responsibilities as captain due to an injury to Kevin McCarthy. Smyl served as captain and leader of the team for eight seasons and became the first player to have his number 12 retired by the Canucks. The 1982 Stanley Cup run was also significant for the start of a playoff tradition now widely used in sports, 'Towel Power'. During the second game of the Campbell Conference Championship in Chicago, Interim Head Coach Roger Neilson expressed his frustration of the game's officiating by placing a white towel on the end of a stick held high in mock surrender. Players on the bench followed suit and when the series returned to Vancouver fans showed their support by waving white towels of their own. A Canucks tradition was born and to commemorate the iconic moment a statue of Roger Neilson holding a stick with a towel on end now stands outside of Rogers Arena.

It took 10 years before Vancouver experienced playoff success again and two more before another storied run to the Cup Finals in 1994. During that time the organization saw the return of Pat Quinn as General Manager and within a few years he added the responsibility of Head Coach to his role. One of Quinn's first major moves was to trade for goaltender Kirk McLean and over the next two years he selected Trevor Linden second overall and Pavel Bure 113th in the 1988 and 1989 NHL Drafts respectively.

Linden was named captain at the age of 21, his fourth NHL season, after sharing the captaincy with Dan Quinn and Doug Lidster the previous season. He was the youngest permanent captain in team history. The 1991/92 season was also Pavel Bure's first in the NHL and with 34 goals and 26 assists (34-26-60) through 65 games, Bure won the Calder Memorial Trophy as the league's rookie of the year. Pat

Quinn earned the Jack Adams Award as coach of the year and along with Bure, became the first recipients of NHL awards in franchise history. Bure's number 10 became the fourth and latest jersey to be retired by the club, when it was raised permanently to the rafters on November 2, 2013 following his induction into the Hockey Hall of Fame the year prior. The late Pat Quinn was enshrined into the Hockey Hall of Fame in 2016.

A team on the rise, the Canucks returned to the playoffs on the strength of back-to-back 60 goal seasons from Bure, finding early-round success in 1992 and 1993. In 1994 Vancouver entered the postseason as the seventh seed and played an entertaining first round series against Calgary. Fighting off an early exit to the Flames, who led the series three games to one, the Canucks forced each of the next three contests to overtime highlighted by a Game 7 double overtime win.

The road to the Finals continued with series wins against Dallas (4-1) then Toronto (4-1), where a double overtime goal clinched the series for a second time that postseason. Advancing to the Finals against the New York Rangers, Vancouver sealed the first win with a 52 save performance by Kirk McLean. New York won the next three games and facing the same elimination scenario as their first playoff round, Vancouver won Game 5 and held off the Rangers in Game 6 in what many fans and historians consider the greatest game in franchise history.

The game is particularly memorable for the call made by legendary, Hall of Fame broadcaster Jim Robson as Trevor Linden crawled to the bench after taking a hit with seconds remaining: "He will play, you know he'll play, he'll play on crutches! He will play and he'll play



TEAM HISTORY



at Madison Square Garden on Tuesday night.” A Cup victory eluded the Canucks however as they fell short by a score of 3-2 in Game 7 at the Garden.

The seasons that followed brought change as Vancouver sought a return to playoff success. In 1995-96, the Canucks moved to a new home in downtown Vancouver, General Motors Place (renamed Rogers Arena in 2010). That same year Arthur Griffiths teamed up with John McCaw Jr. and the company was renamed Orca Bay Sports and Entertainment (OBSE); in 1996 McCaw assumed full control of OBSE.

Roster changes were taking place too including a trade to acquire Markus Naslund from Pittsburgh on March 20, 1996. Though not immediate, the significance of the trade soon became apparent. The additions by trade of Todd Bertuzzi on February 6, 1998 and Brendan Morrison on March 14, 2000 saw the departures of Trevor Linden and Alexander Mogilny respectively but ushered a new era in franchise history when Naslund, Bertuzzi and Morrison were made line mates during the 2001-02 season.

Nicknamed the “West Coast Express” by media and fans the line became one of the most prolific scoring threats in the league. Naslund ranked top-five in NHL scoring for three seasons and was a Hart Trophy finalist, while Bertuzzi twice ranked among the NHL’s top five scorers. All three players set career single-season scoring highs while playing together.

Over seven consecutive seasons, Naslund led the team in scoring including six 30-plus goal seasons, three 40-plus goal seasons and league honors in 2002-03 when he earned the Ted Lindsay Award following a 104 point campaign (48-56-104). A Canucks captain for seven seasons, Naslund’s number 19 was officially retired on December 11, 2010.


While members of the West Coast Express had a more immediate impact on the roster, General Manager Brian Burke also had an eye to the future, focused specifically on the 1999 Draft selections of twin brothers Daniel and Henrik Sedin. A sequence of three trades on the morning of the Draft allowed the Canucks, who already held the third pick, to add the second overall selection and bring the Sedins to Vancouver – Daniel second and Henrik third overall.

Change and a new direction also occurred off the ice as the locally-owned Aquilini Investment Group (AIG), led by Luigi Aquilini and sons Francesco, Roberto and Paulo Aquilini, reached an agreement to purchase a 50 per cent share of OBSE in November 2004. AIG purchased the remaining 50 per cent of the NHL club and arena in November 2006 and in 2008, the company was renamed Canucks Sports & Entertainment.

Francesco and the Aquilini family have led the Canucks through the longest period of sustained success on the ice, including six Northwest Division titles, two President’s Trophies and a Stanley Cup Final appearance in 2011. The family has also invested significantly to upgrade Rogers Arena with a special focus on fan experience since acquiring the team. And in the community, the family launched the Canucks Autism Network and support the Canucks for Kids Fund, the Boys Club Network and the Juvenile Diabetes Research Foundation.

Regular season success generated playoff excitement in the early 2000’s but only one series win. On June 20, 2006 Alain Vigneault was named Head Coach and nine days later General Manager Dave Nonis traded for goaltender Roberto Luongo. In 2006-07, his first season as a Canuck, Luongo set franchise records for games played (76) and wins (47) and was nominated for the Hart and Vezina Trophies while Alain Vigneault received the Jack Adams Award.





That postseason a first-round series against Dallas produced the longest game in club history and sixth longest in NHL history when after 78:06 in the fourth overtime period, Henrik Sedin scored for the first win of the series. Vancouver won the seven game quarter-final match up but lost in the next round to Anaheim, the eventual Stanley Cup Champions.

That post-season run would also be the last for longtime Canucks Captain Trevor Linden who was reacquired in 2001 and would finish his playing career the following season, leaving as the franchise leader in games played (1,140) and assists (415). Linden's number 16 became the second Canucks jersey to be retired when it was raised to the rafters at Rogers Arena on December 18, 2008.

Vancouver's next postseason appearance in 2009 led to a rivalry with Chicago that stretched three consecutive years. Following a four-game quarter-final sweep against St. Louis, the Canucks played the Blackhawks in a semi-final series, which Chicago won (4-2). In the 2010 playoffs another semi-final versus the Blackhawks produced the same 4-2 series result. It was an early ending to an impressive regular season, particularly for Henrik Sedin, who captured the Art Ross and Hart Trophy after a league-leading 112 point season (29-83-112).

The Canucks 2010-11 regular season was a franchise best with 117 points and a league-leading 54-19-9 record that saw the club awarded the President's Trophy. Individual success was further evidence of a successful season. Daniel Sedin led the NHL in scoring to win the Art Ross Trophy with 104 points (41-63-104) and the Ted Lindsay Award. Ryan Kesler was awarded the Frank J. Selke Trophy as the league's best defensive forward and goaltenders Roberto Luongo and Cory Schneider collectively allowed the fewest goals against in the NHL to earn the William Jennings Trophy.

Momentum from the regular season produced the third Stanley Cup run in team history and for the third postseason in a row the Canucks faced

off against the Blackhawks - this time in a quarter-final playoff series. Vancouver won the first three games of the series however it took seven games to declare the winner and an overtime goal by Alex Burrows to finish a playoff rival. Current Canucks broadcaster John Shorthouse aptly described the memorable play that secured the series: "Burrows steals, cutting in, shoots, scores! They've slayed the dragon!"

In a semi-final series versus Nashville, Vancouver won 4-2, advancing to the conference final to play San Jose. This series was won by the Canucks 4-1 with a double-overtime goal from Kevin Bieksa securing a spot in the Finals. Three wins through five games against Boston put Vancouver within a win of the Championship but for the second time that postseason a seven game series became necessary. The Bruins bested the Canucks by a 4-0 score.

The 2011-12 regular season was again a NHL best with a 51-22-9 record and 111 points to produce a second consecutive President's Trophy. This time regular season success did not carry over to the postseason and the Canucks fell to the Kings in a first round playoff match-up. Two more early round exits in 2013 and 2015 leave Vancouver still in search of its first Championship. Despite not capturing hockey's greatest prize, Canucks fans supported a consecutive sellout streak at Rogers Arena of 474 games from 2002 to 2014, one of the longest in the history of professional sports.

Henrik and Daniel Sedin announced their retirement on April 2, 2018, bringing their franchise-leading 18 seasons with the Canucks to a close. In their final home game against the Arizona Coyotes on April 5, Daniel Sedin scored two goals, both assisted by his brother, including the overtime winner. Daniel also added a shootout goal in his final NHL game against the Oilers. Daniel retires leading the Canucks in goals (393), PPG (138), and game-winning goals (86), while Henrik leads in games played (1330), assists (830), and points (1070). The Sedins capped off their storied careers by being the first ever joint winners of the King Clancy Memorial Trophy.



1970.71 SEASON RECORD

EAST DIVISION FINISH

6th (56 Points)

COACH

Hal Laycoe

GM

Norman Robert Poile

CAPTAIN

Orland Kurtenbach

SCORING

Player	GP	G	A	PTS	PIM
Boudrias	77	25	41	66	16
Maki	78	25	38	63	99
Paiement	78	34	28	62	152
M. Hall	77	21	38	59	22
Tallon	78	14	42	56	58
Kurtenbach	52	21	32	53	84
Corrigan	76	21	28	49	103
Cullen	70	12	21	33	42
Popiel	78	10	22	32	61
Taylor	56	11	16	27	53
Johnson	66	15	11	26	16
Wilkins	70	5	18	23	131
Quinn	76	2	11	13	149
Doak	77	2	10	12	112
Schmautz	26	5	5	10	14
Rizzuto	37	3	4	7	16
Seguin	25	0	5	5	46

Player	GP	G	A	PTS	PIM
Schella	38	0	5	5	58
Lunde	20	1	3	4	2
Hatoum	26	1	3	4	21
Wiste	23	1	2	3	0
Young	11	0	2	2	25
Reaume	27	0	2	2	4
Sly	31	0	2	2	10
Stewart	3	0	1	1	0
Hargreaves	7	0	1	1	33
Block	1	0	0	0	0
Cook	2	0	0	0	0
Arbour	13	0	0	0	12
Wilson	35	0	0	0	18

Goaltender	GPI	MIN	GA	SO	AVG	W-L-T
Gardner	18	922	52	0	3.38	6-8-1
Hodge	35	1,967	112	0	3.41	15-13-5
Wilson	35	1,791	128	0	4.28	3-25-2

RESULTS

No	Date	Opponent	Score	Record
1	Oct. 9	Los Angeles	1-3 L	0-1-0
2	Oct. 11	Toronto	5-3 W	1-1-0
3	Oct. 12	@ St. Louis	1-4 L	1-2-0
4	Oct. 14	@ Chicago	2-8 L	1-3-0
5	Oct. 15	@ Philadelphia	4-5 L	1-4-0
6	Oct. 18	Boston	3-5 L	1-5-0
7	Oct. 20	California	1-1 W	2-5-0
8	Oct. 23	St. Louis	1-1 T	2-5-1
9	Oct. 25	Pittsburgh	1-1 T	2-5-2
10	Oct. 27	Buffalo	7-2 W	3-5-2
11	Oct. 31	@ Montreal	3-6 L	3-6-2
12	Nov. 4	@ Pittsburgh	3-8 L	3-7-2
13	Nov. 5	@ Buffalo	4-1 W	4-7-2
14	Nov. 7	Toronto	3-2 W	5-7-2
15	Nov. 10	@ Boston	3-6 L	5-8-2
16	Nov. 11	@ Toronto	4-2 W	6-8-2
17	Nov. 14	@ Minnesota	3-3 T	6-8-3
18	Nov. 15	@ Chicago	2-4 L	6-9-3
19	Nov. 17	Detroit	2-5 L	6-10-3
20	Nov. 20	Los Angeles	7-1 W	7-10-3
21	Nov. 21	@ Los Angeles	3-1 W	8-10-3
22	Nov. 24	Minnesota	3-2 W	9-10-3
23	Nov. 26	@ Detroit	2-4 L	9-11-3
24	Nov. 28	@ St. Louis	1-5 L	9-12-3
25	Nov. 29	@ Philadelphia	2-4 L	9-13-3
26	Dec. 1	Philadelphia	5-4 W	10-13-3
27	Dec. 5	@ Pittsburgh	1-3 L	10-14-3
28	Dec. 6	@ New York	1-4 L	10-15-3
29	Dec. 8	New York	4-1 W	11-15-3
30	Dec. 9	@ California	1-6 L	11-16-3
31	Dec. 12	California	5-2 W	12-16-3
32	Dec. 15	Philadelphia	3-2 W	13-16-3
33	Dec. 18	Montreal	3-4 L	13-17-3
34	Dec. 20	@ New York	1-5 L	13-18-3
35	Dec. 23	@ Toronto	2-7 L	13-19-3
36	Dec. 26	Chicago	2-4 L	13-20-3
37	Dec. 30	@ Los Angeles	4-1 W	14-20-3
38	Jan. 2	St. Louis	1-3 L	14-21-3
39	Jan. 6	@ Montreal	3-7 L	14-22-3

No	Date	Opponent	Score	Record
40	Jan. 7	@ Boston	4-6 L	14-23-3
41	Jan. 9	@ St. Louis	2-2 T	14-23-4
42	Jan. 12	New York	2-4 L	14-24-4
43	Jan. 16	Pittsburgh	3-4 L	14-25-4
44	Jan. 17	@ California	3-1 W	15-25-4
45	Jan. 20	Toronto	1-5 L	15-26-4
46	Jan. 23	@ Pittsburgh	1-4 L	15-27-4
47	Jan. 24	@ Detroit	3-7 L	15-28-4
48	Jan. 26	Chicago	3-3 T	15-28-5
49	Jan. 29	Minnesota	1-2 L	15-29-5
50	Jan. 31	Buffalo	1-6 L	15-30-5
51	Feb. 2	Montreal	2-5 L	15-31-5
52	Feb. 6	New York	4-5 L	15-32-5
53	Feb. 9	Buffalo	6-3 W	16-32-5
54	Feb. 12	Detroit	5-3 W	17-32-5
55	Feb. 14	@ Chicago	1-3 L	17-33-5
56	Feb. 16	Boston	5-4 W	18-33-5
57	Feb. 19	Philadelphia	2-3 L	18-34-5
58	Feb. 22	Montreal	3-3 T	18-34-6
59	Feb. 25	@ Boston	3-8 L	18-35-6
60	Feb. 27	@ Philadelphia	1-8 L	18-36-6
61	Feb. 28	@ New York	2-4 L	18-37-6
62	Mar. 3	@ Toronto	1-3 L	18-38-6
63	Mar. 6	@ Minnesota	1-3 L	18-39-6
64	Mar. 7	@ Buffalo	3-6 L	18-40-6
65	Mar. 9	@ Montreal	3-3 T	18-40-7
66	Mar. 11	Detroit	7-3 W	19-40-7
67	Mar. 13	Boston	3-6 L	19-41-7
68	Mar. 16	Chicago	4-7 L	19-42-7
69	Mar. 19	Pittsburgh	6-4 W	20-42-7
70	Mar. 21	Minnesota	3-6 L	20-43-7
71	Mar. 23	St. Louis	4-1 W	21-43-7
72	Mar. 25	@ Detroit	3-4 L	21-44-7
73	Mar. 26	@ Buffalo	1-3 L	21-45-7
74	Mar. 28	California	11-5 W	22-45-7
75	Mar. 30	@ Minnesota	2-1 W	23-45-7
76	Mar. 31	@ Los Angeles	2-2 T	23-45-8
77	Apr. 2	@ California	7-2 W	24-45-8
78	Apr. 4	Los Angeles	2-4 L	24-46-8

1971.72 SEASON RECORD

EAST DIVISION FINISH

7th (48 Points)

COACH

Hal Laycoe

GM

Norman Robert Poile

CAPTAIN

Orland Kurtenbach

SCORING

Player	GP	G	A	PTS	PIM	Player	GP	G	A	PTS	PIM	
Boudrias	78	27	34	61	26	Boddy	40	2	5	7	45	
Kurtenbach	78	24	37	61	48	Wilkins	45	2	5	7	65	
Guevremont	75	13	38	51	44	Corrigan	19	3	4	7	25	
Balon	VAN 56	19	19	38	21	Ward	71	2	4	6	4	
	NYR 19	4	5	9	2	Lalonde	27	1	5	6	2	
Maki	76	22	25	47	43	Quinn	57	2	3	5	63	
Connelly	VAN 53	14	20	34	12	Stewart	42	3	1	4	10	
	STL 15	5	5	10	2	Johnson	11	1	3	4	0	
Tallon	69	17	27	44	78	Speck	18	1	2	3	0	
Paiement	69	10	19	29	117	Popiel	38	1	1	2	36	
Kearns	73	3	26	29	59	Doak	5	0	1	1	23	
Schmautz	60	12	13	25	82	Wilson	53	0	0	0	15	
Taylor	69	9	13	22	88							
Lemieux	42	7	9	16	4	Goaltender	GPI	MIN	GA	SO	AVG	W-L-T
Schella	77	2	13	15	166	Wilson	53	2,870	173	1	3.61	16-30-3
Hall	32	6	6	12	6	Dyck	12	573	35	0	3.66	1-6-2
						Gardner	24	1,237	86	0	4.17	3-14-3

RESULTS

No	Date	Opponent	Score	Record	No	Date	Opponent	Score	Record
1	Oct. 8	Toronto	2-3 L	0-1-0	40	Jan. 14	@ California	3-5 L	10-25-5
2	Oct. 10	Los Angeles	3-4 L	0-2-0	41	Jan. 15	California	4-3 W	11-25-5
3	Oct. 12	Philadelphia	3-2 W	1-2-0	42	Jan. 19	@ Pittsburgh	6-1 W	12-25-5
4	Oct. 15	@ California	9-6 W	2-2-0	43	Jan. 20	@ Buffalo	0-1 L	12-26-5
5	Oct. 16	Pittsburgh	1-2 L	2-3-0	44	Jan. 22	New York	5-2 W	13-26-5
6	Oct. 19	@ St. Louis	3-1 W	3-3-0	45	Jan. 27	@ Chicago	0-4 L	13-27-5
7	Oct. 20	@ Minnesota	0-7 L	3-4-0	46	Jan. 29	Toronto	5-2 W	14-27-5
8	Oct. 22	Montreal	0-6 L	3-5-0	47	Jan. 30	California	0-2 L	14-28-5
9	Oct. 24	Boston	3-4 L	3-6-0	48	Feb. 2	@ California	5-1 W	15-28-5
10	Oct. 27	@ Toronto	0-0 T	3-6-1	49	Feb. 4	Chicago	2-6 L	15-29-5
11	Oct. 28	@ Philadelphia	2-3 L	3-7-1	50	Feb. 6	Montreal	2-4 L	15-30-5
12	Oct. 30	Buffalo	4-4 T	3-7-2	51	Feb. 8	Philadelphia	1-3 L	15-31-5
13	Oct. 31	Chicago	6-2 W	4-7-2	52	Feb. 10	@ Boston	1-9 L	15-32-5
14	Nov. 5	Pittsburgh	4-2 W	5-7-2	53	Feb. 12	@ St. Louis	4-5 L	15-33-5
15	Nov. 6	New York	1-3 L	5-8-2	54	Feb. 13	@ Pittsburgh	4-6 L	15-34-5
16	Nov. 10	@ Pittsburgh	1-3 L	5-9-2	55	Feb. 15	New York	1-5 L	15-35-5
17	Nov. 11	@ Philadelphia	3-4 L	5-10-2	56	Feb. 18	St. Louis	5-2 W	16-35-5
18	Nov. 13	@ Toronto	2-2 T	5-10-3	57	Feb. 19	@ Los Angeles	3-5 L	16-36-5
19	Nov. 14	@ New York	1-6 L	5-11-3	58	Feb. 22	Boston	3-4 L	16-37-5
20	Nov. 17	@ Chicago	0-3 L	5-12-3	59	Feb. 24	@ Detroit	0-2 L	16-38-5
21	Nov. 18	@ Boston	0-5 L	5-13-3	60	Feb. 26	@ Toronto	1-7 L	16-39-5
22	Nov. 21	Detroit	2-2 T	5-13-4	61	Feb. 27	@ Chicago	3-3 T	16-39-6
23	Nov. 23	Minnesota	1-2 L	5-14-4	62	Feb. 29	@ Detroit	2-8 L	16-40-6
24	Nov. 27	Buffalo	5-2 W	6-14-4	63	Mar. 2	@ Boston	3-7 L	16-41-6
25	Nov. 30	Chicago	4-2 W	7-14-4	64	Mar. 4	@ Montreal	0-5 L	16-42-6
26	Dec. 4	@ Montreal	0-7 L	7-15-4	65	Mar. 5	@ New York	1-6 L	16-43-6
27	Dec. 5	@ New York	3-6 L	7-16-4	66	Mar. 8	Philadelphia	5-6 L	16-44-6
28	Dec. 7	St. Louis	2-1 W	8-16-4	67	Mar. 10	Buffalo	3-2 W	17-44-6
29	Dec. 11	Boston	2-6 L	8-17-4	68	Mar. 14	Pittsburgh	4-7 L	17-45-6
30	Dec. 14	Detroit	3-4 L	8-18-4	69	Mar. 16	@ Minnesota	2-6 L	17-46-6
31	Dec. 17	Montreal	2-6 L	8-19-4	70	Mar. 17	@ Buffalo	6-2 W	18-46-6
32	Dec. 19	@ Buffalo	1-5 L	8-20-4	71	Mar. 19	St. Louis	3-3 T	18-46-7
33	Dec. 22	@ Detroit	0-3 L	8-21-4	72	Mar. 21	Detroit	5-7 L	18-47-7
34	Dec. 26	California	6-2 W	9-21-4	73	Mar. 24	Toronto	5-3 W	19-47-7
35	Dec. 29	@ Los Angeles	1-3 L	9-22-4	74	Mar. 26	@ Philadelphia	1-4 L	19-48-7
36	Jan. 2	Los Angeles	3-6 L	9-23-4	75	Mar. 28	@ St. Louis	1-2 L	19-49-7
37	Jan. 5	@ Montreal	4-6 L	9-24-4	76	Mar. 29	@ Los Angeles	2-4 L	19-50-7
38	Jan. 8	@ Minnesota	5-1 W	10-24-4	77	Mar. 31	Los Angeles	4-4 T	19-50-8
39	Jan. 11	Minnesota	2-2 T	10-24-5	78	Apr. 2	Minnesota	4-1 W	20-50-8

CANUCKS

PLAYERS

IN THE SYSTEM

2017/18 REVIEW

OPPONENTS

HISTORY

ALL TIME RECORDS

PLAYOFFS

NHL

MEDIA SERVICES

1972.73 SEASON RECORD

EAST DIVISION FINISH

7th (53 Points)

COACH

Vic Stasiuk

GM

Norman Robert Poile

CAPTAIN

Orland Kurtenbach

SCORING

Player	GP	G	A	PTS	PIM
Schmautz	77	38	33	71	137
Boudrias	77	30	40	70	24
Lemieux	78	17	35	52	41
Lalonde	77	20	27	47	32
Tannahill	78	22	21	43	21
Guevremont	78	16	26	42	46
Lever	78	12	26	38	49
Tallon	75	13	24	37	83
Wright	71	10	27	37	32
Kearns	72	4	33	37	51
O'Flaherty	78	13	17	30	29
Wilkins	76	11	17	28	133
Kurtenbach	47	9	19	28	38
Mair	NYI 49	2	11	13	41
	VAN 15	1	0	1	8

Player	GP	G	A	PTS	PIM
Boddy	74	3	11	14	70
Maki	26	3	10	13	6
McSheffrey	33	4	4	8	10
Hargreaves	59	1	6	7	72
Wilcox	31	3	2	5	15
Balon	57	3	2	5	22
Wilson	43	0	1	1	6
Homenuke	1	0	0	0	0
Bullock	4	0	0	0	2
Bolonchuk	15	0	0	0	6

Goaltender	GPI	MIN	GA	SO	AVG	W-L-T
Wilson	43	2,432	159	1	3.94	13-21-5
Dyck	25	1,297	98	1	4.53	5-17-1
Bullock	14	840	67	0	4.79	3-8-3
McLelland	2	120	10	0	5.00	1-1-0

RESULTS

No	Date	Opponent	Score	Record
1	Oct. 7	California	3-2 W	1-0-0
2	Oct. 11	@ NY Rangers	3-5 L	1-1-0
3	Oct. 12	@ Philadelphia	3-7 L	1-2-0
4	Oct. 14	@ Minnesota	3-3 T	1-2-1
5	Oct. 17	Chicago	6-3 W	2-2-1
6	Oct. 19	@ Buffalo	0-6 L	2-3-1
7	Oct. 21	@ Montreal	3-5 L	2-4-1
8	Oct. 22	@ Boston	5-4 W	3-4-1
9	Oct. 24	Pittsburgh	0-4 L	3-5-1
10	Oct. 28	Atlanta	1-2 L	3-6-1
11	Oct. 31	@ Los Angeles	1-4 L	3-7-1
12	Nov. 3	NY Islanders	7-2 W	4-7-1
13	Nov. 5	Boston	2-4 L	4-8-1
14	Nov. 8	@ NY Rangers	2-5 L	4-9-1
15	Nov. 11	@ Pittsburgh	4-3 W	5-9-1
16	Nov. 12	@ Atlanta	1-3 L	5-10-1
17	Nov. 14	Detroit	3-3 T	5-10-2
18	Nov. 17	Los Angeles	8-4 W	6-10-2
19	Nov. 19	Buffalo	9-5 W	7-10-2
20	Nov. 21	@ St. Louis	2-4 L	7-11-2
21	Nov. 22	@ Chicago	2-5 L	7-12-2
22	Nov. 24	Montreal	1-9 L	7-13-2
23	Nov. 26	Minnesota	1-3 L	7-14-2
24	Nov. 28	NY Rangers	2-1 W	8-14-2
25	Dec. 1	St. Louis	2-6 L	8-15-2
26	Dec. 5	Toronto	2-5 L	8-16-2
27	Dec. 7	@ Atlanta	2-5 L	8-17-2
28	Dec. 9	@ Toronto	5-5 T	8-17-3
29	Dec. 10	@ Detroit	3-3 T	8-17-4
30	Dec. 12	Chicago	1-5 L	8-18-4
31	Dec. 15	Montreal	2-4 L	8-19-4
32	Dec. 16	California	4-3 W	9-19-4
33	Dec. 20	@ Buffalo	3-6 L	9-20-4
34	Dec. 21	@ NY Islanders	4-4 T	9-20-5
35	Dec. 23	@ Detroit	1-5 L	9-21-5
36	Dec. 26	California	4-3 W	10-21-5
37	Dec. 29	Philadelphia	4-4 T	10-21-6
38	Dec. 30	NY Islanders	5-2 W	11-21-6
39	Jan. 1	Boston	2-8 L	11-22-6

No	Date	Opponent	Score	Record
40	Jan. 3	@ California	3-11 L	11-23-6
41	Jan. 6	@ Pittsburgh	2-4 L	11-24-6
42	Jan. 7	@ Atlanta	2-5 L	11-25-6
43	Jan. 9	St. Louis	3-0 W	12-25-6
44	Jan. 12	Detroit	1-7 L	12-26-6
45	Jan. 14	Montreal	0-3 L	12-27-6
46	Jan. 16	Toronto	0-4 L	13-27-6
47	Jan. 19	Los Angeles	6-4 W	13-28-6
48	Jan. 20	NY Rangers	3-4 L	13-29-6
49	Jan. 24	@ Chicago	3-3 T	13-29-7
50	Jan. 26	NY Islanders	5-1 W	14-29-7
51	Jan. 27	St. Louis	1-3 L	14-30-7
52	Feb. 1	@ Philadelphia	4-5 L	14-31-7
53	Feb. 3	@ Toronto	2-1 W	15-31-7
54	Feb. 4	@ Detroit	2-8 L	15-32-7
55	Feb. 6	@ St. Louis	1-5 L	15-33-7
56	Feb. 9	Philadelphia	5-10 L	15-34-7
57	Feb. 11	@ Minnesota	3-6 L	15-35-7
58	Feb. 13	@ Boston	3-7 L	15-36-7
59	Feb. 14	@ Pittsburgh	2-6 L	15-37-7
60	Feb. 16	Atlanta	5-0 W	16-37-7
61	Feb. 17	Detroit	2-2 T	16-37-8
62	Feb. 20	Boston	6-7 L	16-38-8
63	Feb. 22	@ Buffalo	1-3 L	16-39-8
64	Feb. 24	@ Montreal	3-7 L	16-40-8
65	Feb. 28	@ Toronto	2-7 L	16-41-8
66	Mar. 3	@ NY Islanders	3-9 L	16-42-8
67	Mar. 4	@ NY Rangers	4-3 W	17-42-8
68	Mar. 9	Buffalo	5-2 W	18-42-8
69	Mar. 10	Chicago	2-4 L	18-43-8
70	Mar. 14	@ California	5-2 W	19-43-8
71	Mar. 16	Los Angeles	4-2 W	20-43-8
72	Mar. 17	Pittsburgh	6-1 W	21-43-8
73	Mar. 21	@ Montreal	2-3 L	21-44-8
74	Mar. 22	@ Philadelphia	0-9 L	21-45-8
75	Mar. 25	Toronto	7-4 W	22-45-8
76	Mar. 27	@ Minnesota	3-4 L	22-46-8
77	Mar. 30	Minnesota	3-3 T	22-46-9
78	Mar. 31	@ Los Angeles	3-6 L	22-47-9

1973.74 SEASON RECORD

EAST DIVISION FINISH

7th (59 Points)

COACH

Bill McCreary,
Phil Maloney

GM

Hal Laycoe,
Phil Maloney

CAPTAIN

Orland Kurtenbach

SCORING

Player	GP	G	A	PTS	PIM
Boudrias	78	16	59	75	18
Ververgaert	78	26	31	57	25
Lever	78	23	25	48	28
Schmautz	49	26	19	45	58
O'Flaherty	78	22	20	42	18
Guevremont	72	15	24	39	34
Dunn	68	11	22	33	76
Wilkins	78	3	28	31	123
Oddleifson	BOS 49	10	11	21	25
	VAN 21	3	5	8	19
Bordeleau	68	11	13	24	20
Dailey	76	7	17	24	143
Lemieux	72	5	17	22	23
Kurtenbach	52	8	13	21	30
Tannahill	33	8	12	20	4
Gould	BUF 30	4	2	6	2
	VAN 45	9	10	19	8
Kearns	52	4	13	17	30
McSheffrey	54	9	3	12	34
Boddy	53	2	10	12	59
Korab	31	4	7	11	64

Player	GP	G	A	PTS	PIM
Pratt	BUF 33	0	7	7	52
	VAN 45	3	8	11	44
Lalonde	36	3	4	7	18
Wright	20	3	3	6	11
Mair	6	1	3	4	0
Lampman	STL 15	1	0	1	0
	VAN 14	1	0	1	0
Seguin	1	1	0	1	0
McCord	3	0	0	0	6
Sobchuk	1	0	0	0	0
Folco	2	0	0	0	0
Gloor	2	0	0	0	0
L. Gould	2	0	0	0	0
Stone	2	0	0	0	0
O'Neil	5	0	0	0	0
Caron	10	0	0	0	2
Smith	65	0	0	0	47

Goaltender	GPI	MIN	GA	SO	AVG	W-L-T
Smith	66	3,632	208	3	3.44	20-33-8
Dyck	12	583	45	0	4.63	2-5-2
Caron	10	465	38	0	4.90	2-5-1

RESULTS

No	Date	Opponent	Score	Record
1	Oct. 10	@ Boston	4-6 L	0-1-0
2	Oct. 13	@ Montreal	4-3 L	0-2-0
3	Oct. 14	@ Buffalo	3-1 W	1-2-0
4	Oct. 17	@ Chicago	0-5 L	1-3-0
5	Oct. 19	Philadelphia	2-1 W	2-3-0
6	Oct. 23	Atlanta	3-0 W	3-3-0
7	Oct. 26	Detroit	8-3 W	4-3-0
8	Oct. 30	NY Rangers	3-3 T	4-3-1
9	Nov. 2	St. Louis	1-3 L	4-4-1
10	Nov. 6	Buffalo	3-2 W	5-4-1
11	Nov. 9	Chicago	0-4 L	5-5-1
12	Nov. 11	@ Boston	2-4 L	5-6-1
13	Nov. 13	@ St. Louis	1-6 L	5-7-1
14	Nov. 14	@ Minnesota	3-6 L	5-8-1
15	Nov. 16	Toronto	3-3 T	5-8-2
16	Nov. 17	Philadelphia	2-2 T	5-8-3
17	Nov. 21	@ Pittsburgh	4-5 L	5-9-3
18	Nov. 23	@ Atlanta	1-4 L	5-10-3
19	Nov. 25	@ NY Rangers	0-5 L	5-11-3
20	Nov. 27	@ St. Louis	2-2 T	5-11-4
21	Nov. 30	Minnesota	4-5 L	5-12-4
22	Dec. 4	Los Angeles	2-3 L	5-13-4
23	Dec. 7	Atlanta	0-2 L	5-14-4
24	Dec. 8	Pittsburgh	3-2 W	6-14-4
25	Dec. 11	Montreal	2-2 T	6-14-5
26	Dec. 15	@ Boston	2-7 L	6-15-5
27	Dec. 16	@ Detroit	5-7 L	6-16-5
28	Dec. 18	@ NY Islanders	2-2 T	6-16-6
29	Dec. 20	@ Philadelphia	3-9 L	6-17-6
30	Dec. 22	@ Toronto	6-4 W	7-17-6
31	Dec. 23	@ Chicago	2-6 L	7-18-6
32	Dec. 26	California	6-4 W	8-18-6
33	Dec. 28	Minnesota	3-5 L	8-19-6
34	Dec. 29	NY Islanders	3-4 L	8-20-6
35	Jan. 1	Boston	2-2 T	8-20-7
36	Jan. 3	@ NY Islanders	2-3 L	8-21-7
37	Jan. 5	@ Montreal	3-5 L	8-22-7
38	Jan. 6	@ Buffalo	3-6 L	8-23-7
39	Jan. 8	St. Louis	1-3 L	8-24-7

No	Date	Opponent	Score	Record
40	Jan. 11	@ California	3-2 W	9-24-7
41	Jan. 12	NY Rangers	1-6 L	9-25-7
42	Jan. 15	Toronto	4-2 W	10-25-7
43	Jan. 18	Pittsburgh	2-6 L	10-26-7
44	Jan. 20	@ Chicago	2-7 L	10-27-7
45	Jan. 22	Philadelphia	2-3 L	10-28-7
46	Jan. 25	Minnesota	4-5 L	10-29-7
47	Jan. 27	@ Buffalo	3-2 W	11-29-7
48	Jan. 30	@ Detroit	7-3 W	12-29-7
49	Feb. 2	NY Islanders	2-2 T	12-29-8
50	Feb. 6	@ California	2-4 L	12-30-8
51	Feb. 9	Detroit	5-4 W	13-30-8
52	Feb. 10	Buffalo	5-2 W	14-30-8
53	Feb. 12	@ St. Louis	3-2 W	15-30-8
54	Feb. 13	@ Minnesota	3-3 T	15-30-9
55	Feb. 15	Boston	2-4 L	15-31-9
56	Feb. 16	NY Rangers	4-9 L	15-32-9
57	Feb. 19	@ Los Angeles	4-3 W	16-32-9
58	Feb. 21	@ Montreal	2-5 L	16-33-9
59	Feb. 23	@ Toronto	4-3 W	17-33-9
60	Feb. 26	@ NY Islanders	1-1 T	17-33-10
61	Feb. 27	@ NY Rangers	2-4 L	17-34-10
62	Mar. 2	@ Pittsburgh	1-6 L	17-35-10
63	Mar. 3	@ Atlanta	3-5 L	17-36-10
64	Mar. 8	Buffalo	4-4 L	17-37-10
65	Mar. 9	Chicago	4-4 T	17-37-11
66	Mar. 12	Detroit	1-2 L	17-38-11
67	Mar. 15	Atlanta	3-0 W	18-38-11
68	Mar. 16	Pittsburgh	6-8 L	18-39-11
69	Mar. 20	@ NY Rangers	7-5 W	19-39-11
70	Mar. 21	@ Philadelphia	1-3 L	19-40-11
71	Mar. 23	@ Los Angeles	0-5 L	19-41-11
72	Mar. 24	Toronto	3-2 W	20-41-11
73	Mar. 26	Montreal	3-4 L	20-42-11
74	Mar. 30	NY Islanders	4-2 W	21-42-11
75	Mar. 31	California	7-0 W	22-42-11
76	Apr. 3	@ California	4-1 W	23-42-11
77	Apr. 5	Los Angeles	5-2 W	24-42-11
78	Apr. 6	@ Los Angeles	1-1 L	24-43-11

CANUCKS

PLAYERS

IN THE SYSTEM

2017/18 REVIEW

OPPONENTS

HISTORY

ALL TIME RECORDS

PLAYOFFS

NHL

MEDIA SERVICES

1974.75 SEASON RECORD

SMYTHE DIVISION FINISH

1st (86 Points)

COACH

Phil Maloney

GM

Phil Maloney

CAPTAIN

Alternates Only

SCORING

Player	GP	G	A	PTS	PIM
Boudrias	77	16	62	78	46
Lever	80	38	30	68	49
Gould	78	34	31	65	27
Ververgaert	57	19	32	51	25
Oddieifson	60	16	35	51	54
Bordeleau	67	17	31	48	21
Dailey	70	12	36	48	103
Lalonde	74	17	30	47	48
O'Flaherty	80	25	17	42	37
Monahan	78	14	20	34	51
Rocheport	76	18	11	29	2
Robitaille	69	12	15	27	20
Boddy	66	2	23	25	31
Meehan	57	10	15	25	4
DeMarco	PIT 8	2	1	3	4
	VAN 61	10	14	24	21
Pratt	79	5	17	22	145
Grisdale	58	1	12	13	91

Player	GP	G	A	PTS	PIM
Kearns	49	1	11	12	31
Sedlbauer	26	3	4	7	17
Murray	ATL 42	3	3	6	22
	VAN 13	1	5	6	8
Snepsts	27	1	2	3	30
Mair	2	0	1	1	0
Smith	72	0	1	1	33
Wilkins	7	0	1	1	6
Guevremont	2	0	0	0	0
Dunn	1	0	0	0	11
Wiley	1	0	0	0	0
Hurlburt	1	0	0	0	2
Wilcox	2	0	0	0	0
Lockett	25	0	0	0	2

Goaltender	GPI	MIN	GA	SO	AVG	W-L-T
Smith	72	3,828	197	6	3.09	32-24-9
Lockett	25	912	48	2	3.16	6-7-1
Bullock	1	60	4	0	4.00	0-1-0

RESULTS

No	Date	Opponent	Score	Record
1	Oct. 9	Atlanta	3-3 T	0-0-1
2	Oct. 12	St. Louis	3-5 L	0-1-1
3	Oct. 15	@ St. Louis	6-4 W	1-1-1
4	Oct. 16	@ Minnesota	1-1 T	1-1-2
5	Oct. 19	@ Toronto	5-4 W	2-1-2
6	Oct. 20	@ NY Rangers	1-0 W	3-1-2
7	Oct. 22	Minnesota	2-3 L	3-2-2
8	Oct. 25	Kansas City	5-3 W	4-2-2
9	Oct. 26	Philadelphia	2-3 L	4-3-2
10	Oct. 29	Detroit	7-0 W	5-3-2
11	Nov. 1	Pittsburgh	7-4 W	6-3-2
12	Nov. 5	NY Rangers	2-1 W	7-3-2
13	Nov. 7	@ Kansas City	6-4 W	8-3-2
14	Nov. 9	@ Montreal	3-4 L	8-4-2
15	Nov. 10	@ Detroit	4-2 W	9-4-2
16	Nov. 12	Chicago	1-0 W	10-4-2
17	Nov. 15	Los Angeles	2-2 T	10-4-3
18	Nov. 16	Toronto	5-2 W	11-4-3
19	Nov. 19	St. Louis	6-3 W	12-4-3
20	Nov. 21	@ Philadelphia	4-3 W	13-4-3
21	Nov. 23	@ NY Islanders	3-3 T	13-4-4
22	Nov. 24	@ Boston	4-7 L	13-5-4
23	Nov. 26	@ Kansas City	3-4 L	13-6-4
24	Nov. 27	@ St. Louis	6-1 W	14-6-4
25	Nov. 30	NY Islanders	3-0 W	15-6-4
26	Dec. 3	Minnesota	6-5 W	16-6-4
27	Dec. 6	Atlanta	7-5 W	17-6-4
28	Dec. 8	@ Detroit	2-4 L	17-7-4
29	Dec. 10	California	3-0 W	18-7-4
30	Dec. 12	@ Buffalo	5-3 W	19-7-4
31	Dec. 14	@ Kansas City	2-2 T	19-7-5
32	Dec. 15	@ Chicago	2-4 L	19-8-5
33	Dec. 17	Washington	4-2 W	20-8-5
34	Dec. 20	Montreal	1-6 L	20-9-5
35	Dec. 22	@ California	6-4 W	21-9-5
36	Dec. 26	@ Los Angeles	1-5 L	21-10-5
37	Dec. 28	Boston	6-4 W	22-10-5
38	Jan. 1	Philadelphia	0-2 L	22-11-5
39	Jan. 4	@ Pittsburgh	3-4 L	22-12-5
40	Jan. 5	@ NY Rangers	2-6 L	22-13-5

No	Date	Opponent	Score	Record
41	Jan. 8	@ Toronto	4-6 L	22-14-5
42	Jan. 9	@ Boston	1-5 L	22-15-5
43	Jan. 12	@ Buffalo	1-5 L	22-16-5
44	Jan. 15	@ Chicago	1-2 L	22-17-5
45	Jan. 17	Buffalo	2-4 L	22-18-5
46	Jan. 18	NY Rangers	2-3 L	22-19-5
47	Jan. 23	@ Washington	3-2 W	23-19-5
48	Jan. 24	@ Atlanta	4-1 W	24-19-5
49	Jan. 26	Toronto	6-4 W	25-19-5
50	Jan. 28	Montreal	1-3 L	25-20-5
51	Feb. 1	Washington	5-2 W	26-20-5
52	Feb. 4	Pittsburgh	2-3 L	26-21-5
53	Feb. 7	Chicago	3-1 W	27-21-5
54	Feb. 11	Kansas City	4-0 W	28-21-5
55	Feb. 14	Detroit	5-4 W	29-21-5
56	Feb. 15	Atlanta	3-3 T	29-21-6
57	Feb. 18	Boston	1-3 L	29-22-6
58	Feb. 21	@ NY Islanders	4-1 W	30-22-6
59	Feb. 22	@ Minnesota	1-4 L	30-23-6
60	Feb. 26	@ Montreal	3-4 L	30-24-6
61	Feb. 27	@ Philadelphia	1-3 L	30-25-6
62	Mar. 1	@ Pittsburgh	3-7 L	30-26-6
63	Mar. 2	@ Washington	7-3 W	31-26-6
64	Mar. 4	@ Minnesota	4-6 L	31-27-6
65	Mar. 5	@ St. Louis	2-5 L	31-28-6
66	Mar. 7	Chicago	2-1 W	32-28-6
67	Mar. 8	NY Islanders	5-7 L	32-29-6
68	Mar. 11	Kansas City	3-3 T	32-29-7
69	Mar. 14	Buffalo	5-1 W	33-29-7
70	Mar. 16	@ Chicago	4-3 W	34-29-7
71	Mar. 18	@ NY Islanders	4-4 T	34-29-8
72	Mar. 19	@ NY Rangers	0-3 L	34-30-8
73	Mar. 21	@ Atlanta	4-12 L	34-31-8
74	Mar. 23	St. Louis	3-3 T	34-31-9
75	Mar. 25	Philadelphia	3-5 L	34-32-9
76	Mar. 28	Los Angeles	4-2 W	35-32-9
77	Mar. 29	@ Los Angeles	3-3 T	35-32-10
78	Apr. 1	California	7-0 W	36-32-10
79	Apr. 2	@ California	3-0 W	37-32-10
80	Apr. 4	Minnesota	4-1 W	38-32-10

1975.76 SEASON RECORD

SMYTHE DIVISION FINISH

2nd (81 Points)

COACH

Phil Maloney

GM

Phil Maloney

CAPTAIN

Andre Boudrias

SCORING

Player	GP	G	A	PTS	PIM	Player	GP	G	A	PTS	PIM	
Ververgaert	80	37	34	71	53	Boddy	34	5	6	11	33	
Lever	80	25	40	65	93	DeMarco	34	3	8	11	2	
Oddieifson	80	16	46	62	88	Richardson	24	3	6	9	19	
Gould	70	32	27	59	16	Grisdale	38	2	6	8	54	
Blight	74	25	31	56	29	Murray	65	2	5	7	28	
Kearns	80	5	46	51	48	Pratt	52	1	5	6	72	
Lalonde	71	14	36	50	46	Rocheffort	11	0	3	3	0	
Dailey	67	15	24	39	119	Smith	51	0	1	1	24	
O'Flaherty	68	20	18	38	47	Gassoff	4	0	0	0	5	
Boudrias	71	7	31	38	10	Lockett	30	0	0	0	6	
Monahan	66	16	17	33	39	Ridley	9	0	0	0	0	
Sedlbauer	56	19	13	32	66	Wiley	2	0	0	0	2	
Robitaille	71	8	19	27	69							
Snepsts	78	3	15	18	125	Goaltender	GPI	MIN	GA	SO	AVG	W-L-T
Bordeleau	48	5	12	17	6	Ridley	9	500	19	1	2.28	6-0-2
Walton	10	8	8	16	9	Lockett	30	1,436	83	0	3.47	7-8-7
						Smith	51	2,864	167	2	3.50	20-24-6

RESULTS

No	Date	Opponent	Score	Record	No	Date	Opponent	Score	Record
1	Oct. 8	@ Minnesota	3-2 W	1-0-0	41	Jan. 14	NY Rangers	5-1 W	16-17-8
2	Oct. 11	@ Kansas City	2-4 L	1-1-0	42	Jan. 16	Chicago	1-2 L	16-18-8
3	Oct. 12	@ Chicago	0-3 L	1-2-0	43	Jan. 17	California	3-5 L	16-19-8
4	Oct. 14	Washington	7-2 W	2-2-0	44	Jan. 21	@ Minnesota	1-5 L	16-20-8
5	Oct. 17	Los Angeles	3-5 L	2-3-0	45	Jan. 23	Minnesota	8-3 W	17-20-8
6	Oct. 19	@ NY Rangers	1-8 L	2-4-0	46	Jan. 24	Toronto	5-5 T	17-20-9
7	Oct. 21	@ NY Islanders	5-5 T	2-4-1	47	Jan. 27	Montreal	2-2 T	17-20-10
8	Oct. 22	@ Toronto	2-3 L	2-5-1	48	Jan. 30	Washington	4-2 W	18-20-10
9	Oct. 24	Minnesota	4-2 W	3-5-1	49	Feb. 1	@ Chicago	3-2 W	19-20-10
10	Oct. 28	Atlanta	2-3 L	3-6-1	50	Feb. 3	Buffalo	2-1 W	20-20-10
11	Oct. 30	@ Buffalo	4-4 T	3-6-2	51	Feb. 5	@ Philadelphia	1-6 L	20-21-10
12	Nov. 1	@ St. Louis	3-3 T	3-6-3	52	Feb. 6	@ St. Louis	3-5 L	20-22-10
13	Nov. 2	@ Chicago	1-6 L	3-7-3	53	Feb. 8	Pittsburgh	3-7 L	20-23-10
14	Nov. 4	NY Rangers	2-4 L	3-8-3	54	Feb. 10	NY Islanders	3-2 W	21-23-10
15	Nov. 8	Boston	4-2 W	4-8-3	55	Feb. 12	@ Montreal	6-4 W	22-23-10
16	Nov. 11	Toronto	3-2 W	5-8-3	56	Feb. 14	@ Toronto	4-3 W	23-23-10
17	Nov. 15	NY Islanders	4-3 W	6-8-3	57	Feb. 17	Philadelphia	2-2 T	23-23-11
18	Nov. 18	@ Atlanta	2-2 T	6-8-4	58	Feb. 18*	Philadelphia	4-6 L	23-24-11
19	Nov. 19	@ Washington	5-2 W	7-8-4	59	Feb. 20	Minnesota	7-0 W	24-24-11
20	Nov. 22	Chicago	1-1 T	7-8-5	60	Feb. 21	St. Louis	5-4 W	25-24-11
21	Nov. 25	Buffalo	5-0 W	8-8-5	61	Feb. 24	Chicago	1-4 L	25-25-11
22	Nov. 26	@ California	1-2 L	8-9-5	62	Feb. 28	@ Pittsburgh	4-5 L	25-26-11
23	Nov. 29	@ Montreal	4-6 L	8-10-5	63	Feb. 29	@ Boston	3-5 L	25-27-11
24	Nov. 30	@ Philadelphia	3-5 L	8-11-5	64	Mar. 3	@ NY Rangers	3-3 T	25-27-12
25	Dec. 3	Detroit	9-1 W	9-11-5	65	Mar. 4	@ NY Islanders	3-3 T	25-27-13
26	Dec. 5	Atlanta	2-6 L	9-12-5	66	Mar. 6	@ Kansas City	5-3 W	26-27-13
27	Dec. 9	St. Louis	5-3 W	10-12-5	67	Mar. 7	@ Minnesota	4-3 W	27-27-13
28	Dec. 14	@ Boston	2-3 L	10-13-5	68	Mar. 9	@ Los Angeles	1-6 L	27-28-13
29	Dec. 17	@ Kansas City	5-6 L	10-14-5	69	Mar. 10	Kansas City	3-1 W	28-28-13
30	Dec. 19	Pittsburgh	5-1 W	11-14-5	70	Mar. 13	NY Rangers	3-7 L	28-29-13
31	Dec. 20	Montreal	2-2 T	11-14-6	71	Mar. 16	Detroit	4-2 W	29-29-13
32	Dec. 27	@ St. Louis	2-4 L	11-15-6	72	Mar. 18	@ Philadelphia	2-3 L	29-30-13
33	Dec. 28	@ Detroit	3-2 W	12-15-6	73	Mar. 19	@ Atlanta	2-2 T	29-30-14
34	Dec. 30	Kansas City	5-2 W	13-15-6	74	Mar. 21	St. Louis	2-5 L	29-31-14
35	Jan. 2	Boston	4-4 T	13-15-7	75	Mar. 23	NY Islanders	5-2 W	30-31-14
36	Jan. 4	@ Detroit	4-3 W	14-15-7	76	Mar. 26	Los Angeles	4-3 W	31-31-14
37	Jan. 6	@ Washington	5-3 W	15-15-7	77	Mar. 27	@ Los Angeles	3-7 L	31-32-14
38	Jan. 8	@ Buffalo	5-8 L	15-16-7	78	Mar. 30	California	4-4 T	31-32-15
39	Jan. 10	@ Pittsburgh	3-3 T	15-16-8	79	Apr. 2	@ California	5-0 W	32-32-15
40	Jan. 11	@ Atlanta	2-5 L	15-17-8	80	Apr. 4	Kansas City	5-2 W	33-32-15

*Ppd. from Dec. 12

CANUCKS

PLAYERS

IN THE SYSTEM

2017/18 REVIEW

OPPONENTS

HISTORY

ALL TIME RECORDS

PLAYOFFS

NHL

MEDIA SERVICES

1976.77 SEASON RECORD

SMYTHE DIVISION FINISH

4th (63 Points)

COACH

Phil Maloney,
Orland Kurtenbach

GM

Phil Maloney

CAPTAIN

Chris Oddleifson

SCORING

Player	GP	G	A	PTS	PIM
Blight	78	28	40	68	32
Kearns	80	5	55	60	60
Lever	80	27	30	57	28
Ververgaert	79	27	18	45	38
Monahan	VAN 76	18	26	44	48
	TOR 1	0	0	0	0
Graves	ATL 25	8	5	13	17
	VAN 54	10	20	30	17
Oddleifson	80	14	26	40	81
Sedlbauer	70	18	20	38	29
Sanderson	STL 32	8	13	21	26
	VAN 16	7	9	16	30
Lalonde	68	17	15	32	39
Walton	40	7	24	31	32
O'Flaherty	72	12	12	24	20
Goodenough	PHI 32	4	13	17	21
	VAN 30	2	4	6	27
Snepsts	79	4	18	22	149
Dailey	44	4	16	20	52
Spruce	51	9	6	15	37
Carriere	ATL 25	2	3	5	16
	VAN 49	1	9	10	55

Player	GP	G	A	PTS	PIM
J. Gould	25	7	8	15	2
Ralph Stewart	34	6	8	14	4
McIlhargey	PHI 40	2	1	3	164
	VAN 21	1	7	8	61
Gassoff	37	6	4	10	35
Wiley	34	4	6	10	4
Robitaille	40	0	9	9	21
Fortier	58	1	3	4	125
Grisdale	20	0	2	2	20
Maniago	47	0	1	1	0
Bullock	1	0	0	0	0
Manno	2	0	0	0	0
Flockhart	5	0	0	0	0
Murray	12	0	0	0	6
Ridley	37	0	0	0	4

Goaltender	GPI	MIN	GA	SO	AVG	W-L-T
Maniago	47	2,699	151	1	3.36	17-21-9
Ridley	37	2,074	134	0	3.88	8-21-4
Bullock	1	27	3	0	6.67	0-0-0

RESULTS

No	Date	Opponent	Score	Record
1	Oct. 6	@ Pittsburgh	5-9 L	0-1-0
2	Oct. 9	@ Montreal	0-3 L	0-2-0
3	Oct. 10	@ Chicago	1-5 L	0-3-0
4	Oct. 13	Washington	4-1 W	1-3-0
5	Oct. 16	St. Louis	3-6 L	1-4-0
6	Oct. 19	@ NY Islanders	1-6 L	1-5-0
7	Oct. 20	@ Buffalo	0-4 L	1-6-0
8	Oct. 22	@ Atlanta	5-3 W	2-6-0
9	Oct. 24	@ NY Rangers	5-4 W	3-6-0
10	Oct. 26	@ St. Louis	2-5 L	3-7-0
11	Oct. 28	Cleveland	3-1 W	4-7-0
12	Oct. 30	Atlanta	3-3 T	4-7-1
13	Nov. 1	NY Islanders	2-3 L	4-8-1
14	Nov. 3	NY Rangers	1-6 L	4-9-1
15	Nov. 5	Los Angeles	4-1 W	5-9-1
16	Nov. 7	@ Boston	1-3 L	5-10-1
17	Nov. 9	@ Washington	2-4 L	5-11-1
18	Nov. 11	@ Philadelphia	4-6 L	5-12-1
19	Nov. 13	Toronto	0-3 L	5-13-1
20	Nov. 17	Buffalo	2-3 L	5-14-1
21	Nov. 19	NY Islanders	4-6 L	5-15-1
22	Nov. 22	NY Rangers	2-3 L	5-16-1
23	Nov. 24	@ Buffalo	4-4 T	5-16-2
24	Nov. 25	@ Boston	2-4 L	5-17-2
25	Nov. 27	Chicago	4-3 W	6-17-2
26	Dec. 1	Detroit	2-5 L	6-18-2
27	Dec. 3	@ Colorado	2-3 L	6-19-2
28	Dec. 5	@ Chicago	4-2 W	7-19-2
29	Dec. 7	@ Washington	3-4 L	7-20-2
30	Dec. 8	@ Toronto	4-3 W	8-20-2
31	Dec. 11	Colorado	4-4 T	8-20-3
32	Dec. 14	Buffalo	3-6 L	8-21-3
33	Dec. 16	@ Detroit	3-7 L	8-22-3
34	Dec. 18	@ Minnesota	3-1 W	9-22-3
35	Dec. 20	Montreal	4-5 L	9-23-3
36	Dec. 22	@ Los Angeles	3-2 W	10-23-3
37	Dec. 23	St. Louis	2-4 L	10-24-3
38	Dec. 27	Philadelphia	1-5 L	10-25-3
39	Dec. 29	Boston	1-8 L	10-26-3
40	Jan. 1	@ NY Islanders	5-1 W	11-26-3

No	Date	Opponent	Score	Record
41	Jan. 2	@ NY Rangers	3-5 L	11-27-3
42	Jan. 4	@ Pittsburgh	2-2 T	11-27-4
43	Jan. 5	@ Atlanta	1-4 L	11-28-4
44	Jan. 7	@ Cleveland	4-8 L	11-29-4
45	Jan. 8	@ St. Louis	5-2 W	12-29-4
46	Jan. 12	Minnesota	5-3 W	13-29-4
47	Jan. 15	Cleveland	2-4 L	13-30-4
48	Jan. 19	Pittsburgh	0-3 L	13-31-4
49	Jan. 21	Toronto	1-3 L	13-32-4
50	Jan. 23	NY Rangers	6-2 W	14-32-4
51	Jan. 27	Chicago	1-1 T	14-32-5
52	Jan. 29	Minnesota	4-3 W	15-32-5
53	Feb. 3	Montreal	4-6 L	15-33-5
54	Feb. 5	@ Minnesota	5-5 T	15-33-6
55	Feb. 6	@ Detroit	2-3 L	15-34-6
56	Feb. 9	@ Montreal	0-6 L	15-35-6
57	Feb. 11	Pittsburgh	3-2 W	16-35-6
58	Feb. 14	NY Islanders	1-2 L	16-36-6
59	Feb. 16	Boston	3-7 L	16-37-6
60	Feb. 19	Atlanta	5-1 W	17-37-6
61	Feb. 21	St. Louis	0-4 L	17-38-6
62	Feb. 24	@ Los Angeles	2-2 T	17-38-7
63	Feb. 26	@ Minnesota	0-3 L	17-39-7
64	Feb. 27	@ Chicago	4-3 W	18-39-7
65	Mar. 2	@ Atlanta	2-1 W	19-39-7
66	Mar. 3	@ Philadelphia	2-5 L	19-40-7
67	Mar. 5	@ Toronto	4-4 T	19-40-8
68	Mar. 9	Washington	5-2 W	20-40-8
69	Mar. 10	Chicago	5-0 W	21-40-8
70	Mar. 12	Colorado	2-2 T	21-40-9
71	Mar. 13	@ Colorado	6-2 W	22-40-9
72	Mar. 15	Detroit	7-1 W	23-40-9
73	Mar. 19	@ St. Louis	4-4 T	23-40-10
74	Mar. 20	@ Colorado	4-1 W	24-40-10
75	Mar. 22	Philadelphia	4-4 T	24-40-11
76	Mar. 25	@ Cleveland	4-4 T	24-40-12
77	Mar. 26	@ Philadelphia	3-9 L	24-41-12
78	Mar. 29	Los Angeles	3-3 T	24-41-13
79	Apr. 1	Colorado	3-6 L	24-42-13
80	Apr. 3	Minnesota	6-3 W	25-42-13

1977.78 SEASON RECORD

SMYTHE DIVISION FINISH

3rd (57 Points)

COACH

Orland Kurtenbach

GM

Jake Milford

CAPTAIN

Don Lever

SCORING

Player	GP	G	A	PTS	PIM
Walton	65	29	37	66	30
Blight	80	25	38	63	33
Ververgaert	80	21	33	54	23
Lever	75	17	32	49	58
Martin	CHI 7	1	1	2	0
	VAN 67	15	31	46	36
Graves	80	21	26	47	18
Kearns	80	4	43	47	27
Gillis	79	23	18	41	35
Oddleifson	78	17	22	39	64
Sedlbauer	62	18	12	30	25
Monahan	67	10	19	29	28
Alexander	32	8	18	26	6
Snepsts	75	4	16	20	118
Manno	49	5	14	19	29
O'Flaherty	59	6	11	17	25
Gassoff	47	9	6	15	70
Grisdale	42	0	9	9	47
McIlhargey	69	3	5	8	172

Player	GP	G	A	PTS	PIM
Kannegiesser	42	1	7	8	36
Goodenough	42	1	6	7	28
Ralph Stewart	16	2	3	5	0
McCarthy	PHI 22	1	2	3	21
	VAN 1	0	0	0	0
Carriere	7	0	3	3	11
Callander	PHI 15	2	1	3	5
	VAN 17	2	0	2	2
Flockhart	24	0	1	1	12
Ridley	40	0	1	1	9
Veysey	1	0	0	0	0
Bannerman	1	0	0	0	0
Hanlon	4	0	0	0	2
Maniago	46	0	0	0	18

Goaltender	GPI	MIN	GA	SO	AVG	W-L-T
Bannerman	1	20	0	0	0.00	0-0-0
Hanlon	4	200	9	0	2.70	1-2-1
Maniago	46	2,570	172	1	4.02	10-24-8
Ridley	40	2,010	136	0	4.06	9-17-8

RESULTS

No	Date	Opponent	Score	Record
1	Oct. 12	@ NY Rangers	3-6 L	0-1-0
2	Oct. 14	@ Colorado	4-4 T	0-1-1
3	Oct. 15	@ Minnesota	5-3 W	1-1-1
4	Oct. 18	Detroit	3-2 W	2-1-1
5	Oct. 23	Boston	3-3 T	2-1-2
6	Oct. 25	Los Angeles	3-1 W	3-1-2
7	Oct. 27	NY Islanders	2-3 L	3-2-2
8	Oct. 29	Colorado	2-6 L	3-3-2
9	Nov. 2	Toronto	1-5 L	3-4-2
10	Nov. 4	NY Rangers	1-5 L	3-5-2
11	Nov. 6	@ Philadelphia	2-3 L	3-6-2
12	Nov. 8	@ Colorado	2-6 L	3-7-2
13	Nov. 9	@ St. Louis	6-8 L	3-8-2
14	Nov. 11	Minnesota	4-2 W	4-8-2
15	Nov. 15	Cleveland	5-4 W	5-8-2
16	Nov. 17	@ Boston	4-4 T	5-8-3
17	Nov. 19	@ NY Islanders	2-9 L	5-9-3
18	Nov. 20	@ NY Rangers	3-0 W	6-9-3
19	Nov. 22	Pittsburgh	3-3 T	6-9-4
20	Nov. 26	Chicago	2-2 T	6-9-5
21	Nov. 29	Philadelphia	0-3 L	6-10-5
22	Dec. 2	Atlanta	3-2 W	7-10-5
23	Dec. 4	@ Chicago	6-2 W	8-10-5
24	Dec. 6	@ Washington	5-2 W	9-10-5
25	Dec. 7	@ Atlanta	2-2 T	9-10-6
26	Dec. 10	@ Montreal	2-7 L	9-11-6
27	Dec. 11	@ Buffalo	0-3 L	9-12-6
28	Dec. 13	Washington	3-1 W	10-12-6
29	Dec. 17	Buffalo	5-5 T	10-12-7
30	Dec. 19	@ Los Angeles	2-3 L	10-13-7
31	Dec. 20	Atlanta	2-2 T	10-13-8
32	Dec. 23	Minnesota	5-7 L	10-14-8
33	Dec. 27	NY Islanders	2-4 L	10-15-8
34	Dec. 30	Colorado	2-2 T	10-15-9
35	Jan. 1	@ Chicago	3-2 W	11-15-9
36	Jan. 3	@ NY Islanders	1-4 L	11-16-9
37	Jan. 4	@ Pittsburgh	3-8 L	11-17-9
38	Jan. 6	@ Cleveland	1-6 L	11-18-9
39	Jan. 7	@ Toronto	4-6 L	11-19-9
40	Jan. 11	St. Louis	6-4 W	12-19-9

No	Date	Opponent	Score	Record
41	Jan. 14	Colorado	3-3 T	12-19-10
42	Jan. 17	NY Rangers	4-5 L	12-20-10
43	Jan. 19	Toronto	3-3 T	12-20-11
44	Jan. 21	@ Montreal	1-8 L	12-21-11
45	Jan. 22	@ Buffalo	2-2 T	12-21-12
46	Jan. 26	Philadelphia	2-6 L	12-22-12
47	Jan. 28	St. Louis	8-3 W	13-22-12
48	Jan. 31	Washington	4-2 W	14-22-12
49	Feb. 2	Montreal	4-4 T	14-22-13
50	Feb. 4	Chicago	1-5 L	14-23-13
51	Feb. 7	Atlanta	2-4 L	14-24-13
52	Feb. 9	@ Philadelphia	2-5 L	14-25-13
53	Feb. 11	@ Minnesota	2-3 L	14-26-13
54	Feb. 12	@ Detroit	3-8 L	14-27-13
55	Feb. 14	@ Washington	4-2 W	15-27-13
56	Feb. 15	@ NY Rangers	3-6 L	15-28-13
57	Feb. 17	@ Cleveland	2-3 L	15-29-13
58	Feb. 18	@ St. Louis	3-4 L	15-30-13
59	Feb. 22	Boston	4-6 L	15-31-13
60	Feb. 25	Minnesota	5-1 W	16-31-13
61	Feb. 27	Cleveland	3-3 T	16-31-14
62	Mar. 1	Chicago	3-2 W	17-31-14
63	Mar. 4	@ Toronto	3-4 L	17-32-14
64	Mar. 5	@ Boston	3-6 L	17-33-14
65	Mar. 7	@ NY Islanders	2-5 L	17-34-14
66	Mar. 8	@ Atlanta	3-8 L	17-35-14
67	Mar. 11	@ Pittsburgh	3-1 W	18-35-14
68	Mar. 12	@ Detroit	4-4 T	18-35-15
69	Mar. 15	Pittsburgh	7-4 W	19-35-15
70	Mar. 17	@ Colorado	1-3 L	19-36-15
71	Mar. 18	Detroit	4-5 L	19-37-15
72	Mar. 20	Montreal	1-5 L	19-38-15
73	Mar. 24	Buffalo	2-2 T	19-38-16
74	Mar. 26	@ Chicago	3-4 L	19-39-16
75	Mar. 28	@ Minnesota	4-9 L	19-40-16
76	Mar. 29	@ St. Louis	1-3 L	19-41-16
77	Mar. 31	Philadelphia	2-3 L	19-42-16
78	Apr. 4	St. Louis	3-2 W	20-42-16
79	Apr. 7	Los Angeles	5-5 T	20-42-17
80	Apr. 8	@ Los Angeles	3-5 L	20-43-17

1978.79 SEASON RECORD

SMYTHE DIVISION FINISH

2nd (63 Points)

COACH

Harry Neale

GM

Jake Milford

CAPTAIN

Don Lever, Kevin McCarthy

SCORING

Player	GP	G	A	PTS	PIM
Sedlbauer	79	40	16	56	26
Gradin	76	20	31	51	22
Lever	71	23	21	44	17
Smyl	62	14	24	38	89
Oddleifson	67	11	26	37	51
Fraser	78	16	19	35	116
Kearns	78	3	31	34	28
Snepsts	76	7	24	31	130
Martin	64	12	14	26	24
Graves	62	11	15	26	14
Ververgaert	35	9	17	26	13
Gillis	78	13	12	25	33
Manno	52	5	16	21	42
Lindgren	64	2	19	21	68
Blight	56	5	10	15	16
Eriksson	35	2	12	14	4
Goodenough	36	4	9	13	18

Player	GP	G	A	PTS	PIM
Gassoff	34	4	7	11	53
Derlago	9	4	4	8	2
Tudor	24	4	4	8	19
Kozak	28	2	5	7	30
McIlhargey	53	2	4	6	127
Callander	32	4	1	5	7
Grisdale	41	0	3	3	54
Flockhart	14	1	1	2	0
Zetterstrom	14	0	1	1	2
Wilson	17	0	1	1	0
Hanlon	31	0	1	1	30
Bromley	38	0	1	1	6
Smith	2	0	0	0	2

Goaltender	GPI	MIN	GA	SO	AVG	W-L-T
Hanlon	31	1821	94	3	3.10	12-13-5
Bromley	38	2,144	136	2	3.81	11-19-6
Wilson	17	835	58	0	4.17	2-10-2

RESULTS

No	Date	Opponent	Score	Record
1	Oct. 11	Colorado	8-2 W	1-0-0
2	Oct. 13	St. Louis	8-4 W	2-0-0
3	Oct. 15	@ Chicago	3-3 T	2-0-1
4	Oct. 17	@ St. Louis	6-8 L	2-1-1
5	Oct. 18	@ Minnesota	2-7 L	2-2-1
6	Oct. 20	Boston	1-5 L	2-3-1
7	Oct. 22	Buffalo	3-2 W	3-3-1
8	Oct. 25	@ NY Rangers	2-6 L	3-4-1
9	Oct. 28	@ NY Islanders	2-5 L	3-5-1
10	Oct. 29	@ Philadelphia	2-5 W	4-5-1
11	Nov. 1	@ Chicago	1-0 W	5-5-1
12	Nov. 3	Toronto	1-3 L	5-6-1
13	Nov. 5	NY Rangers	2-5 L	5-7-1
14	Nov. 7	@ Atlanta	2-4 L	5-8-1
15	Nov. 8	@ Detroit	6-4 W	6-8-1
16	Nov. 10	Minnesota	2-3 L	6-9-1
17	Nov. 12	Philadelphia	0-4 L	6-10-1
18	Nov. 16	Pittsburgh	3-6 L	6-11-1
19	Nov. 18	Montreal	2-4 L	6-12-1
20	Nov. 21	Chicago	5-2 W	7-12-1
21	Nov. 23	@ Colorado	7-2 W	8-12-1
22	Nov. 25	NY Islanders	2-5 L	8-13-1
23	Nov. 28	@ St. Louis	6-3 W	9-13-1
24	Nov. 29	@ Chicago	1-1 T	9-13-2
25	Dec. 1	Detroit	2-1 W	10-13-2
26	Dec. 5	Atlanta	3-0 W	11-13-2
27	Dec. 7	Chicago	4-2 W	12-13-2
28	Dec. 9	Washington	5-7 L	12-14-2
29	Dec. 12	@ Boston	3-7 L	12-15-2
30	Dec. 13	@ Toronto	1-5 L	12-16-2
31	Dec. 16	@ Pittsburgh	5-6 L	12-17-2
32	Dec. 17	@ Buffalo	3-6 L	12-18-2
33	Dec. 19	@ Minnesota	3-5 L	12-19-2
34	Dec. 20	@ Detroit	2-7 L	12-20-2
35	Dec. 23	Los Angeles	2-0 W	13-20-2
36	Dec. 28	Buffalo	3-3 T	13-20-3
37	Dec. 30	@ Los Angeles	0-4 L	13-21-3
38	Jan. 2	@ NY Islanders	0-9 L	13-22-3
39	Jan. 3	@ Pittsburgh	5-3 W	14-22-3
40	Jan. 5	@ NY Rangers	4-6 L	14-23-3

No	Date	Opponent	Score	Record
41	Jan. 6	@ Montreal	0-2 L	14-24-3
42	Jan. 8	@ Toronto	5-1 W	15-24-3
43	Jan. 11	St. Louis	4-3 W	16-24-3
44	Jan. 13	@ St. Louis	3-3 T	16-24-4
45	Jan. 14	@ Washington	3-5 L	16-25-4
46	Jan. 16	Montreal	2-2 T	16-25-5
47	Jan. 19	Toronto	3-3 T	16-25-6
48	Jan. 24	Chicago	0-5 L	16-26-6
49	Jan. 26	St. Louis	4-1 W	17-26-6
50	Jan. 27	@ Colorado	2-2 T	17-26-7
51	Jan. 30	NY Rangers	3-5 L	17-27-7
52	Feb. 1	@ Atlanta	1-4 L	17-28-7
53	Feb. 3	@ Washington	5-1 W	18-28-7
54	Feb. 4	@ Boston	1-6 L	18-29-7
55	Feb. 13	@ St. Louis	3-3 T	18-29-8
56	Feb. 14	@ Minnesota	1-8 L	18-30-8
57	Feb. 17	NY Islanders	3-5 L	18-31-8
58	Feb. 20	Philadelphia	3-3 T	18-31-9
59	Feb. 22	Colorado	0-3 W	19-31-9
60	Feb. 24	Boston	3-4 L	19-32-9
61	Feb. 26	@ Los Angeles	0-2 L	19-33-9
62	Feb. 28	Chicago	4-4 T	19-33-10
63	Mar. 2	Washington	2-6 L	19-34-10
64	Mar. 4	Los Angeles	2-3 L	19-35-10
65	Mar. 7	@ Toronto	0-2 L	19-36-10
66	Mar. 8	@ Montreal	1-11 L	19-37-10
67	Mar. 10	Colorado	1-3 L	19-38-10
68	Mar. 13	Pittsburgh	3-9 L	19-39-10
69	Mar. 15	@ Buffalo	2-4 L	19-40-10
70	Mar. 16	@ Colorado	4-1 W	20-40-10
71	Mar. 18	Atlanta	2-1 W	21-40-10
72	Mar. 21	St. Louis	1-1 T	21-40-11
73	Mar. 23	Buffalo	3-4 L	21-41-11
74	Mar. 25	Minnesota	2-1 W	22-41-11
75	Mar. 27	Detroit	5-2 W	23-41-11
76	Mar. 29	@ Philadelphia	0-5 L	23-42-11
77	Mar. 31	@ Colorado	2-0 W	24-42-11
78	Apr. 1	@ Chicago	2-2 T	24-42-12
79	Apr. 3	Colorado	2-1 W	25-42-12
80	Apr. 6	Minnesota	2-2 T	25-42-13

1979.80 SEASON RECORD

SMYTHE DIVISION FINISH

3rd (70 Points)

COACH

Harry Neale

GM

Jake Milford

CAPTAIN

Kevin McCarthy

SCORING

Player	GP	G	A	PTS	PIM	Player	GP	G	A	PTS	PIM	
Smyl	77	31	47	78	204	Manery	21	2	1	3	15	
Gradin	80	30	45	75	22	McIlhargey	24	0	2	2	41	
Boldirev	ATL 52	16	24	40	20	Lupul	51	9	11	20	24	
	VAN 27	16	11	27	14	Ashton	47	5	14	19	11	
Williams	TOR 55	22	18	40	197	Kearns	67	1	18	19	24	
	VAN 23	8	5	13	81	Blight	33	12	6	18	54	
McCarthy	79	15	30	45	70	Manno	40	3	14	17	14	
Fraser	78	17	25	42	143	Hughes	52	2	11	13	181	
Lever	51	21	17	38	32	Logan	CHI 12	2	3	5	34	
Lindgren	73	5	30	35	66		VAN 33	1	5	6	109	
Derlago	54	11	15	26	27	Callander	4	1	1	2	0	
Brasar	MIN 22	1	14	15	0	Goodenough	5	0	2	2	2	
	VAN 48	9	10	19	7	Hubick	5	0	1	1	0	
Gillis	67	13	17	30	108	Minor	5	0	1	1	2	
Rota	ATL 44	10	8	18	49	Affleck	5	0	1	1	0	
	VAN 26	5	6	11	29	Hanlon	57	0	1	1	43	
Oddleifson	75	8	20	28	76	Hazlett	1	0	0	0	0	
Snepsts	79	3	20	23	202	Tudor	2	0	0	0	0	
Vaive	47	13	8	21	111	Bromley	15	0	0	0	2	
Butler	TOR 55	7	8	15	29	Goaltender	GPI	MIN	GA	SO	AVG	W-L-T
	VAN 23	4	4	8	21	Bromley	15	860	43	1	3.00	8-2-4
Sedlbauer	32	10	4	14	7	Hanlon	57	3,341	193	0	3.47	17-29-10
Holt	22	1	3	4	80	Ridley	10	559	39	0	3.91	2-6-2
Smith	19	1	3	4	50							

RESULTS

No	Date	Opponent	Score	Record	No	Date	Opponent	Score	Record
1	Oct. 9	St. Louis	2-5 L	0-1-0	41	Jan. 8	@ NY Islanders	0-3 L	15-19-7
2	Oct. 12	Detroit	3-1 W	1-1-0	42	Jan. 9	@ Pittsburgh	2-4 L	15-20-7
3	Oct. 14	@ Edmonton	4-4 T	1-1-1	43	Jan. 11	@ Washington	4-7 L	15-21-7
4	Oct. 17	@ St. Louis	5-1 W	2-1-1	44	Jan. 12	@ Toronto	4-6 L	15-22-7
5	Oct. 18	@ NY Rangers	3-6 L	2-2-1	45	Jan. 16	Atlanta	3-5 L	15-23-7
6	Oct. 20	@ Toronto	0-2 L	2-3-1	46	Jan. 18	Buffalo	2-2 T	15-23-8
7	Oct. 21	@ Buffalo	3-3 T	2-3-2	47	Jan. 22	Colorado	3-5 L	15-24-8
8	Oct. 24	Toronto	5-1 W	3-3-2	48	Jan. 23	NY Rangers	4-6 L	15-25-8
9	Oct. 27	Washington	5-3 W	4-3-2	49	Jan. 27	Toronto	2-5 L	15-26-8
10	Oct. 31	NY Islanders	2-2 T	4-3-3	50	Jan. 29	Montreal	3-4 L	15-27-8
11	Nov. 2	Boston	3-3 T	4-3-4	51	Feb. 2	@ Minnesota	5-4 W	16-27-8
12	Nov. 4	NY Rangers	2-4 L	4-4-4	52	Feb. 3	@ Buffalo	0-3 L	16-28-8
13	Nov. 6	Minnesota	7-7 T	4-4-5	53	Feb. 7	@ Philadelphia	4-1 W	17-28-8
14	Nov. 10	@ Detroit	2-1 W	5-4-5	54	Feb. 9	@ Montreal	4-3 W	18-28-8
15	Nov. 11	@ Philadelphia	4-5 L	5-5-5	55	Feb. 12	@ Hartford	5-5 T	18-28-9
16	Nov. 13	@ Atlanta	5-3 W	6-5-5	56	Feb. 16	Washington	3-5 L	18-29-9
17	Nov. 14	@ Chicago	5-2 W	7-5-5	57	Feb. 17	NY Islanders	4-2 W	19-29-9
18	Nov. 16	Pittsburgh	5-2 W	8-5-5	58	Feb. 19	St. Louis	1-3 L	19-30-9
19	Nov. 18	Montreal	5-2 W	9-5-5	59	Feb. 22	Philadelphia	3-7 L	19-31-9
20	Nov. 20	Los Angeles	1-5 L	9-6-5	60	Feb. 23	Boston	4-4 T	19-31-10
21	Nov. 23	Philadelphia	2-5 L	9-7-5	61	Feb. 26	@ Minnesota	4-5 L	19-32-10
22	Nov. 24	@ Winnipeg	3-5 L	9-8-5	62	Feb. 29	@ Winnipeg	3-3 T	19-32-11
23	Nov. 28	Winnipeg	4-2 W	10-8-5	63	Mar. 1	@ Edmonton	5-2 W	20-32-11
24	Nov. 30	Chicago	1-1 T	10-8-6	64	Mar. 4	Winnipeg	2-1 W	21-32-11
25	Dec. 2	@ Quebec	1-3 L	10-9-6	65	Mar. 5	Chicago	3-3 T	21-32-12
26	Dec. 4	@ NY Islanders	5-1 W	11-9-6	66	Mar. 7	Atlanta	3-9 L	21-33-12
27	Dec. 5	@ Pittsburgh	3-3 T	11-9-7	67	Mar. 9	@ Colorado	4-4 T	21-33-13
28	Dec. 8	@ Detroit	1-5 L	11-10-7	68	Mar. 10	@ Atlanta	5-2 W	22-33-13
29	Dec. 9	@ Boston	3-5 L	11-11-7	69	Mar. 13	@ Hartford	1-3 L	22-34-13
30	Dec. 11	Hartford	5-3 W	12-11-7	70	Mar. 15	@ Boston	2-2 T	22-34-14
31	Dec. 14	Colorado	5-3 W	13-11-7	71	Mar. 16	@ Quebec	3-2 W	23-34-14
32	Dec. 15	@ Los Angeles	3-4 L	13-12-7	72	Mar. 19	Buffalo	3-3 T	23-34-15
33	Dec. 19	@ NY Rangers	3-5 L	13-13-7	73	Mar. 21	Detroit	2-5 L	23-35-15
34	Dec. 21	@ Washington	1-2 L	13-14-7	74	Mar. 23	Quebec	2-6 L	23-36-15
35	Dec. 22	@ Montreal	2-4 L	13-15-7	75	Mar. 25	Pittsburgh	2-4 L	23-37-15
36	Dec. 28	Edmonton	3-5 L	13-16-7	76	Mar. 28	Hartford	4-4 T	23-37-16
37	Dec. 29	Quebec	6-2 W	14-16-7	77	Mar. 30	Minnesota	5-3 W	24-37-16
38	Jan. 3	@ St. Louis	2-6 L	14-17-7	78	Apr. 1	Edmonton	5-0 W	25-37-16
39	Jan. 4	@ Colorado	4-2 W	15-17-7	79	Apr. 3	Los Angeles	4-2 W	26-37-16
40	Jan. 6	@ Chicago	1-3 L	15-18-7	80	Apr. 5	@ Los Angeles	5-3 W	27-37-16

CANUCKS

PLAYERS

IN THE SYSTEM

2017-18 REVIEW

OPPONENTS

HISTORY

ALL TIME RECORDS

PLAYOFFS

NHL

MEDIA SERVICES

1980.81 SEASON RECORD

SMYTHE DIVISION FINISH

3rd (76 Points)

COACH

Harry Neale

GM

Jake Milford

CAPTAIN

Kevin McCarthy

SCORING

Player	GP	G	A	PTS	PIM
Gradin	79	21	48	69	34
Smyl	80	25	38	63	171
Brasar	80	22	41	63	8
Williams	77	35	27	62	343
Schmautz	73	27	34	61	137
Boldirev	72	26	33	59	34
MacDonald	EDM 51	19	24	43	27
	VAN 12	5	9	14	10
Rota	80	25	31	56	124
McCarthy	80	16	37	53	85
Fraser	77	25	24	49	118
Ashton	77	18	11	29	57
Lanz	76	7	22	29	40
Butler	80	12	14	26	60
Minor	74	10	14	24	108
Lindgren	52	4	18	22	32
Halward	LA 51	4	15	19	96
	VAN 7	0	1	1	4

Player	GP	G	A	PTS	PIM
Snepsts	76	3	16	19	212
Marois	NYR 8	1	2	3	46
	VAN 50	4	12	16	115
Kearns	46	1	14	15	28
Manno	20	0	11	11	30
Campbell	42	1	8	9	75
Gillis	11	0	4	4	4
Christie	9	1	1	2	0
Lupul	7	0	2	2	2
Blight	3	1	0	1	4
Hanlon	17	0	1	1	10
Bromley	20	0	1	1	0
Primeau	2	0	0	0	4
Logan	7	0	0	0	13
Oddleifson	8	0	0	0	6

Goaltender	GPI	MIN	GA	SO	AVG	W-L-T
Brodeur	52	3,024	177	0	3.51	17-18-16
Bromley	20	978	62	0	3.80	6-6-4
Hanlon	17	798	59	1	4.44	5-8-0

RESULTS

No	Date	Opponent	Score	Record
1	Oct. 10	Detroit	5-3 W	1-0-0
2	Oct. 12	Quebec	8-2 W	2-0-0
3	Oct. 15	@ Chicago	2-4 L	2-1-0
4	Oct. 16	@ Philadelphia	5-2 W	3-1-0
5	Oct. 18	@ Montreal	1-4 L	3-2-0
6	Oct. 21	@ NY Islanders	6-3 W	4-2-0
7	Oct. 22	@ NY Rangers	2-3 L	4-3-0
8	Oct. 24	Boston	3-2 W	5-3-0
9	Oct. 26	Toronto	8-5 W	6-3-0
10	Oct. 29	@ Quebec	3-3 T	6-3-1
11	Nov. 1	@ Hartford	4-4 T	6-3-2
12	Nov. 2	@ Buffalo	3-4 L	6-4-2
13	Nov. 5	Edmonton	4-3 W	7-4-2
14	Nov. 7	Minnesota	3-2 W	8-4-2
15	Nov. 8	NY Rangers	6-4 W	9-4-2
16	Nov. 11	St. Louis	2-8 L	9-5-2
17	Nov. 14	Montreal	3-3 T	9-5-3
18	Nov. 16	Los Angeles	2-3 L	9-6-3
19	Nov. 18	Winnipeg	6-1 W	10-6-3
20	Nov. 19	@ Edmonton	6-4 W	11-6-3
21	Nov. 22	@ Hartford	3-4 L	11-7-3
22	Nov. 23	@ NY Rangers	2-2 T	11-7-4
23	Nov. 26	@ Pittsburgh	7-4 W	12-7-4
24	Nov. 28	Chicago	6-4 W	13-7-4
25	Nov. 29	Philadelphia	3-3 T	13-7-5
26	Dec. 3	Hartford	4-4 T	13-7-6
27	Dec. 4	@ Los Angeles	1-3 L	13-8-6
28	Dec. 7	NY Islanders	3-5 L	13-9-6
29	Dec. 9	@ Washington	4-2 W	14-9-6
30	Dec. 10	@ Toronto	8-5 W	15-9-6
31	Dec. 13	@ Boston	2-1 W	16-9-6
32	Dec. 14	@ Buffalo	2-2 T	16-9-7
33	Dec. 17	Montreal	4-4 T	16-9-8
34	Dec. 19	Pittsburgh	10-4 W	17-9-8
35	Dec. 21	Buffalo	3-3 T	17-9-9
36	Dec. 26	Los Angeles	3-6 L	17-10-9
37	Dec. 28	St. Louis	2-3 L	17-11-9
38	Dec. 30	Washington	3-3 T	17-11-10
39	Jan. 2	@ Detroit	2-2 T	17-11-11
40	Jan. 3	@ St. Louis	3-6 L	17-12-11

No	Date	Opponent	Score	Record
41	Jan. 6	@ Colorado	7-3 W	18-12-11
42	Jan. 7	@ Minnesota	1-1 T	18-12-12
43	Jan. 9	@ Winnipeg	4-4 T	18-12-13
44	Jan. 13	Colorado	3-3 T	18-12-14
45	Jan. 16	Detroit	3-1 W	19-12-14
46	Jan. 17	@ Colorado	5-2 W	20-12-14
47	Jan. 20	Toronto	2-2 T	20-12-15
48	Jan. 21	@ Edmonton	1-5 L	20-13-15
49	Jan. 24	NY Rangers	5-7 L	20-14-15
50	Jan. 28	@ Chicago	3-7 L	20-15-15
51	Jan. 29	@ Washington	1-3 L	20-16-15
52	Feb. 1	Calgary	6-2 W	21-16-15
53	Feb. 3	Washington	3-3 T	21-16-16
54	Feb. 7	@ St. Louis	2-9 L	21-17-16
55	Feb. 8	@ Detroit	2-3 L	21-18-16
56	Feb. 12	@ Philadelphia	3-4 L	21-19-16
57	Feb. 14	@ Pittsburgh	2-2 T	21-19-17
58	Feb. 15	@ Minnesota	2-7 L	21-20-17
59	Feb. 18	Boston	5-7 L	21-21-17
60	Feb. 20	Quebec	3-9 L	21-22-17
61	Feb. 22	Calgary	3-5 L	21-23-17
62	Feb. 24	Philadelphia	6-4 W	22-23-17
63	Feb. 26	@ Los Angeles	3-4 L	22-24-17
64	Feb. 27	NY Islanders	1-5 L	22-25-17
65	Mar. 1	Hartford	3-0 W	23-25-17
66	Mar. 4	@ Toronto	5-2 W	24-25-17
67	Mar. 7	@ NY Islanders	1-3 L	24-26-17
68	Mar. 8	@ Boston	1-4 L	24-27-17
69	Mar. 10	@ Calgary	2-11 L	24-28-17
70	Mar. 13	Chicago	5-3 W	25-28-17
71	Mar. 14	Buffalo	2-1 W	26-28-17
72	Mar. 17	Pittsburgh	4-3 W	27-28-17
73	Mar. 21	@ Montreal	3-5 L	27-29-17
74	Mar. 23	@ Quebec	3-3 T	27-29-18
75	Mar. 25	Colorado	4-4 T	27-29-19
76	Mar. 27	@ Winnipeg	10-2 W	28-29-19
77	Mar. 29	Minnesota	2-4 L	28-30-19
78	Apr. 1	Winnipeg	4-4 T	28-30-10
79	Apr. 3	Edmonton	2-7 L	28-31-20
80	Apr. 4	@ Calgary	5-6 L	28-32-20

1981.82 SEASON RECORD

SMYTHE DIVISION FINISH

2nd (77 Points)

COACH

Harry Neale,
Roger Neilson

GM

Jake Milford

CAPTAIN

Kevin McCarthy

SCORING

Player	GP	G	A	PTS	PIM
Gradin	76	37	49	86	32
Smyl	80	34	44	78	144
Boldirev	78	33	40	73	45
Fraser	79	28	39	67	175
Hlinka	72	23	37	60	16
Currie	STL 48	18	22	40	17
	VAN 12	5	3	8	2
Molin	72	15	31	46	10
McCarthy	71	6	39	45	84
Rota	51	20	20	40	139
Williams	77	17	21	38	341
MacDonald	59	18	15	33	20
Neill	STL 61	9	12	21	127
	VAN 8	1	2	3	5
Lindgren	75	5	16	21	74
Brasar	53	6	12	18	6
Lupul	41	10	7	17	26
Delorme	59	9	8	17	177

Player	GP	G	A	PTS	PIM
Halward	37	4	13	17	40
Snepsts	68	3	14	17	153
Lanz	39	3	11	14	48
Crawford	40	4	8	12	29
Belland	28	3	6	9	16
Eldebrink	38	1	8	9	21
Campbell	47	0	8	8	131
Butler	25	3	1	4	15
Lemay	5	1	2	3	0
Bubla	23	1	1	2	16
Brodeur	52	0	2	2	0
McDonnell	7	0	1	1	12
Minor	13	0	1	1	6
Schliebener	22	0	1	1	10
Butcher	5	0	0	0	9

Goaltender	GPI	MIN	GA	SO	AVG	W-L-T
Heinz	3	180	9	1	3.00	2-1-0
Brodeur	52	3,010	168	2	3.35	20-18-12
Hanlon	28	1,610	106	1	3.95	8-14-5

RESULTS

No	Date	Opponent	Score	Record
1	Oct. 6	Colorado	4-2 W	1-0-0
2	Oct. 8	@ Calgary	1-1 T	1-0-1
3	Oct. 9	Edmonton	6-2 W	2-0-1
4	Oct. 11	@ Buffalo	2-2 T	2-0-2
5	Oct. 14	@ NY Rangers	1-2 L	2-1-2
6	Oct. 15	@ NY Islanders	1-4 L	2-2-2
7	Oct. 17	@ Montreal	4-10 L	2-3-2
8	Oct. 19	@ Quebec	3-6 L	2-4-2
9	Oct. 23	Hartford	2-2 T	2-4-3
10	Oct. 25	Pittsburgh	4-6 L	2-5-3
11	Oct. 28	Washington	3-0 W	3-5-3
12	Oct. 31	@ Philadelphia	8-4 W	4-5-3
13	Nov. 1	@ Detroit	1-3 L	4-6-3
14	Nov. 4	@ Hartford	4-1 W	5-6-3
15	Nov. 5	@ Boston	1-2 L	5-7-3
16	Nov. 8	Winnipeg	5-1 W	6-7-3
17	Nov. 11	Quebec	6-5 W	7-7-3
18	Nov. 14	Montreal	1-4 L	7-8-3
19	Nov. 15	@ Calgary	7-4 W	8-8-3
20	Nov. 19	Detroit	8-3 W	9-8-3
21	Nov. 21	@ Edmonton	3-8 L	9-9-3
22	Nov. 22	Colorado	5-5 T	9-9-4
23	Nov. 25	Chicago	6-2 W	10-9-4
24	Nov. 27	@ Colorado	6-3 W	11-9-4
25	Nov. 28	@ Los Angeles	2-3 L	11-10-4
26	Dec. 2	Minnesota	5-0 W	12-10-4
27	Dec. 4	@ Edmonton	3-7 L	12-11-4
28	Dec. 5	Edmonton	3-3 T	12-11-5
29	Dec. 9	NY Islanders	4-3 W	13-11-5
30	Dec. 12	@ Los Angeles	5-7 L	13-12-5
31	Dec. 13	Calgary	6-7 L	13-13-5
32	Dec. 16	Toronto	6-6 T	13-13-6
33	Dec. 18	@ Colorado	1-3 L	13-14-6
34	Dec. 19	@ St. Louis	0-5 L	13-15-6
35	Dec. 22	Minnesota	4-4 T	13-15-7
36	Dec. 23	@ Edmonton	1-6 L	13-16-7
37	Dec. 26	Los Angeles	2-2 T	13-16-8
38	Dec. 29	Boston	3-5 L	13-17-8
39	Dec. 31	Edmonton	3-1 W	14-17-8
40	Jan. 2	@ Washington	2-5 L	14-18-8

No	Date	Opponent	Score	Record
41	Jan. 4	@ NY Islanders	1-4 L	14-19-8
42	Jan. 7	@ NY Rangers	1-4 L	14-20-8
43	Jan. 9	@ Pittsburgh	3-4 L	14-21-8
44	Jan. 10	@ Chicago	2-3 L	14-22-8
45	Jan. 13	Calgary	5-1 W	15-22-8
46	Jan. 15	Los Angeles	3-3 T	15-22-9
47	Jan. 17	Pittsburgh	3-3 T	15-22-10
48	Jan. 19	St. Louis	4-5 L	15-23-10
49	Jan. 22	Edmonton	3-4 L	15-24-10
50	Jan. 24	Los Angeles	5-5 T	15-24-11
51	Jan. 27	Buffalo	4-3 W	16-24-11
52	Jan. 30	Philadelphia	4-2 W	17-24-11
53	Feb. 2	NY Rangers	3-4 L	17-25-11
54	Feb. 3	Toronto	3-1 W	18-25-11
55	Feb. 6	@ Los Angeles	4-1 L	18-26-11
56	Feb. 10	@ Toronto	4-1 W	19-26-11
57	Feb. 11	@ Detroit	4-4 T	19-26-12
58	Feb. 13	@ St. Louis	3-2 W	20-26-12
59	Feb. 15	@ Chicago	4-1 W	21-26-12
60	Feb. 17	Boston	6-3 W	22-26-12
61	Feb. 20	Hartford	4-2 W	23-26-12
62	Feb. 23	Calgary	2-2 T	23-26-13
63	Feb. 25	@ Calgary	4-11 L	23-27-13
64	Feb. 26	@ Colorado	4-3 W	24-27-13
65	Feb. 28	Philadelphia	3-3 T	24-27-14
66	Mar. 3	@ Colorado	2-3 L	24-28-14
67	Mar. 6	@ Minnesota	1-3 L	24-29-14
68	Mar. 7	@ Winnipeg	2-5 L	24-30-14
69	Mar. 10	Buffalo	4-7 L	24-31-14
70	Mar. 11	@ Calgary	3-6 L	24-32-14
71	Mar. 13	@ Edmonton	3-5 L	24-33-14
72	Mar. 17	@ Washington	6-6 T	24-33-15
73	Mar. 18	@ Montreal	4-2 W	25-33-15
74	Mar. 20	@ Quebec	3-3 T	25-33-16
75	Mar. 24	Colorado	5-4 W	26-33-16
76	Mar. 27	Calgary	7-2 W	27-33-16
77	Mar. 28	Winnipeg	5-0 W	28-33-16
78	Mar. 31	Colorado	4-4 T	28-33-17
79	Apr. 3	@ Los Angeles	6-0 W	29-33-17
80	Apr. 4	Los Angeles	7-4 W	30-33-17

CANUCKS

PLAYERS

IN THE SYSTEM

2017/18 REVIEW

OPPONENTS

HISTORY

ALL TIME RECORDS

PLAYOFFS

NHL

MEDIA SERVICES

1982.83 SEASON RECORD

SMYTHE DIVISION FINISH

3rd (75 Points)

COACH

Roger Neilson

GM

Harry Neale

CAPTAIN

Stan Smyl

SCORING

Player	GP	G	A	PTS	PIM	
Smyl	74	38	50	88	114	
Gradin	80	32	54	86	61	
Rota	73	42	38	81	88	
Hlinka	65	19	44	63	12	
Halward	75	19	33	52	83	
Lanz	74	10	38	48	46	
Sundstrom	74	23	23	46	30	
McCarthy	74	12	28	40	88	
Molin	58	12	27	39	23	
Bubla	72	2	28	30	59	
Lupul	40	18	10	28	46	
Boldirev	39	5	20	25	12	
Nil	65	7	15	22	136	
Williams	68	8	13	21	265	
Lemay	44	11	9	20	41	
Lindgren	64	6	14	20	48	
Tanti	CHI	1	0	1	0	
	VAN	39	8	8	16	16
Butcher	55	1	13	14	105	
Kirton	DET	10	1	1	2	6
	VAN	31	4	6	10	4
Fraser	36	6	7	13	99	

Player	GP	G	A	PTS	PIM	
Delorme	56	5	8	13	87	
Snepsts	46	2	8	10	80	
Crawford	41	4	5	9	28	
MacDonald	17	3	4	7	2	
Belland	14	2	4	6	4	
Minor	39	1	5	6	57	
Kulak	4	1	1	2	0	
Currie	8	1	1	2	0	
Eldebrink	5	1	1	2	0	
Garrett	QUE	17	0	1	1	2
	VAN	17	0	1	1	0
Brodeur	58	0	1	1	2	
Caprice	1	0	0	0	0	
Petit	2	0	0	0	0	
Ellacott	12	0	0	0	0	

Goaltender	GPI	MIN	GA	SO	AVG	W-L-T	
Garrett	VAN	17	934	48	1	3.08	7-6-3
	QUE	17	953	64	0	4.03	6-8-2
Brodeur	58	3,291	208	0	3.79	21-26-8	
Ellacott	12	555	41	0	4.43	2-3-4	
Caprice	1	20	3	0	9.00	0-0-0	

RESULTS

No	Date	Opponent	Score	Record
1	Oct. 5	NY Islanders	2-1 W	1-0-0
2	Oct. 6	@ Los Angeles	3-3 T	1-0-1
3	Oct. 9	Edmonton	3-6 L	1-1-1
4	Oct. 12	@ Pittsburgh	4-5 L	1-2-1
5	Oct. 14	@ Boston	1-2 L	1-3-1
6	Oct. 16	@ Hartford	5-6 L	1-4-1
7	Oct. 19	@ NY Islanders	4-5 L	1-5-1
8	Oct. 20	@ NY Rangers	5-6 L	1-6-1
9	Oct. 23	Boston	3-2 W	2-6-1
10	Oct. 26	Hartford	8-1 W	3-6-1
11	Oct. 29	Chicago	2-2 T	3-6-2
12	Oct. 31	@ Edmonton	3-2 W	4-6-2
13	Nov. 2	@ Quebec	5-2 W	5-6-2
14	Nov. 4	@ Philadelphia	4-3 W	6-6-2
15	Nov. 6	@ Montreal	2-4 L	6-7-2
16	Nov. 7	@ Buffalo	1-3 L	6-8-2
17	Nov. 10	Los Angeles	4-2 W	7-8-2
18	Nov. 13	@ Winnipeg	2-3 L	7-9-2
19	Nov. 14	@ Winnipeg	5-6 L	7-10-2
20	Nov. 16	Detroit	4-4 T	7-10-3
21	Nov. 20	@ Edmonton	3-3 T	7-10-4
22	Nov. 21	Washington	5-3 W	8-10-4
23	Nov. 23	Quebec	5-2 W	9-10-4
24	Nov. 26	New Jersey	4-4 T	9-10-5
25	Nov. 28	Philadelphia	5-5 T	9-10-6
26	Nov. 30	Los Angeles	2-5 L	9-11-6
27	Dec. 3	Calgary	4-5 L	9-12-6
28	Dec. 5	St. Louis	6-3 W	10-12-6
29	Dec. 8	@ Toronto	7-3 W	11-12-6
30	Dec. 9	@ Minnesota	6-9 L	11-13-6
31	Dec. 11	@ St. Louis	3-1 W	12-13-6
32	Dec. 15	Montreal	2-3 L	12-14-6
33	Dec. 16	@ Calgary	3-2 W	13-14-6
34	Dec. 18	Minnesota	3-3 T	13-14-7
35	Dec. 23	Calgary	3-6 L	13-15-7
36	Dec. 26	@ Los Angeles	2-4 L	13-16-7
37	Dec. 28	Winnipeg	4-4 T	13-16-8
38	Dec. 31	Edmonton	1-8 L	13-17-8
39	Jan. 2	@ New Jersey	1-3 L	13-18-8
40	Jan. 4	@ Philadelphia	1-4 L	13-19-8

No	Date	Opponent	Score	Record
41	Jan. 6	@ Hartford	6-4 W	14-19-8
42	Jan. 7	@ Buffalo	5-5 T	14-19-8
43	Jan. 12	Calgary	4-6 L	14-20-9
44	Jan. 13	@ Calgary	2-5 L	14-21-9
45	Jan. 16	Winnipeg	6-4 W	15-21-9
46	Jan. 18	NY Rangers	3-3 T	15-21-10
47	Jan. 19	@ Edmonton	4-9 L	15-22-10
48	Jan. 22	Edmonton	4-3 W	16-22-10
49	Jan. 25	@ Detroit	2-6 L	16-23-10
50	Jan. 26	@ Chicago	5-1 W	17-23-10
51	Jan. 29	NY Islanders	3-5 L	17-24-10
52	Feb. 1	Montreal	3-7 L	17-25-10
53	Feb. 5	@ Toronto	4-6 L	17-26-10
54	Feb. 6	@ New Jersey	4-4 T	17-26-11
55	Feb. 9	@ Pittsburgh	6-2 W	18-26-11
56	Feb. 13	@ Boston	1-3 L	18-27-11
57	Feb. 15	@ Winnipeg	4-7 L	18-28-11
58	Feb. 18	Washington	1-2 L	18-29-11
59	Feb. 20	Los Angeles	5-2 W	19-29-11
60	Feb. 22	St. Louis	6-3 W	20-29-11
61	Feb. 24	@ Los Angeles	0-8 L	20-30-11
62	Feb. 25	Toronto	1-4 L	20-31-11
63	Feb. 27	Calgary	6-2 W	21-31-11
64	Mar. 1	@ Calgary	1-8 L	21-32-11
65	Mar. 2	@ Winnipeg	3-0 W	22-32-11
66	Mar. 5	Winnipeg	5-4 W	23-32-11
67	Mar. 6	Winnipeg	6-2 W	24-32-11
68	Mar. 8	NY Rangers	7-3 W	25-32-11
69	Mar. 12	Buffalo	8-3 W	26-32-11
70	Mar. 14	@ Minnesota	3-6 L	26-33-11
71	Mar. 16	@ Edmonton	3-4 L	26-34-11
72	Mar. 18	Quebec	7-3 W	27-34-11
73	Mar. 20	Detroit	6-3 W	28-34-11
74	Mar. 21	Pittsburgh	7-3 W	29-34-11
75	Mar. 23	@ Washington	1-1 T	29-34-12
76	Mar. 25	Chicago	3-3 T	29-34-13
77	Mar. 27	Los Angeles	8-4 W	30-34-13
78	Mar. 29	Edmonton	4-7 L	30-35-13
79	Mar. 31	@ Calgary	4-4 T	30-35-14
80	Apr. 3	@ Los Angeles	2-2 T	30-35-15

1983.84 SEASON RECORD

SMYTHE DIVISION FINISH

3rd (73 Points)

COACH

Roger Neilson,
Harry Neale

GM

Harry Neale

CAPTAIN

Stan Smyl

SCORING

Player	GP	G	A	PTS	PIM
Sundstrom	78	38	53	91	37
Tanti	79	45	41	86	50
Gradin	75	21	57	78	32
Smyl	80	24	43	67	136
Lanz	79	18	39	57	45
Rota	59	28	20	48	73
Lupul	69	17	27	44	51
Bubla	62	6	33	39	43
McNab	BOS 52	14	16	30	10
	VAN 13	1	6	7	10
Neely	56	16	15	31	57
Williams	67	15	16	31	294
Lemay	56	12	18	30	38
Halward	54	7	16	31	35
Gillis	37	9	13	22	7
Belland	44	7	13	20	24
Snepsts	79	4	16	20	152
McCarthy	47	2	14	16	61
Null	51	9	6	15	78
Petit	44	6	9	15	53

Player	GP	G	A	PTS	PIM
Molin	42	6	7	13	4
Schliebener	51	2	10	12	48
Currie	18	3	3	6	2
Kirton	26	2	3	5	2
Delorme	64	2	2	4	68
Lanthier	11	2	1	3	2
Lindgren	7	1	2	3	4
Butcher	28	2	0	2	34
Martin	12	0	2	2	6
Brodeur	36	0	2	2	0
Hall	4	1	0	1	6
Crawford	19	0	1	1	9
Lidster	8	0	0	0	4
Minor	9	0	0	0	0
Caprice	19	0	0	0	2
Garrett	29	0	0	0	9

Goaltender	GPI	MIN	GA	SO	AVG	W-L-T
Caprice	19	1,098	62	1	3.39	8-8-2
Brodeur	36	2,110	141	1	4.01	10-21-5
Garrett	29	1,653	113	0	4.10	14-10-2

RESULTS

No	Date	Opponent	Score	Record
1	Oct. 5	Calgary	3-5 L	0-1-0
2	Oct. 7	Minnesota	10-9 W	1-1-0
3	Oct. 9	Toronto	7-4 W	2-1-0
4	Oct. 11	@ St. Louis	2-3 L	2-2-0
5	Oct. 12	@ Chicago	1-2 L	2-3-0
6	Oct. 15	@ Montreal	4-5 L	2-4-0
7	Oct. 19	Edmonton	7-10 L	2-5-0
8	Oct. 21	New Jersey	5-4 W	3-5-0
9	Oct. 22	@ Edmonton	5-5 T	3-5-1
10	Oct. 25	St. Louis	7-1 W	4-5-1
11	Oct. 28	Hartford	5-4 W	5-5-1
12	Oct. 30	@ Calgary	3-4 L	5-6-1
13	Nov. 1	@ NY Islanders	3-6 L	5-7-1
14	Nov. 4	@ Washington	4-5 L	5-8-1
15	Nov. 5	@ Detroit	3-2 W	6-8-1
16	Nov. 9	Winnipeg	2-7 L	6-9-1
17	Nov. 11	Winnipeg	4-2 W	7-9-1
18	Nov. 13	Montreal	4-3 W	8-9-1
19	Nov. 16	@ Los Angeles	2-5 L	8-10-1
20	Nov. 18	Los Angeles	2-5 L	8-11-1
21	Nov. 20	Los Angeles	8-3 W	9-11-1
22	Nov. 23	@ Winnipeg	4-1 W	10-11-1
23	Nov. 26	Philadelphia	4-5 L	10-12-1
24	Nov. 28	@ NY Rangers	3-3 T	10-12-2
25	Nov. 30	@ Hartford	6-2 W	11-12-2
26	Dec. 1	@ Boston	1-7 L	11-13-2
27	Dec. 3	@ Toronto	5-5 T	11-13-3
28	Dec. 6	NY Islanders	2-5 L	11-14-3
29	Dec. 7	@ Edmonton	4-5 L	11-15-3
30	Dec. 10	Edmonton	3-2 W	12-15-3
31	Dec. 13	Quebec	6-2 W	13-15-3
32	Dec. 16	Calgary	5-3 W	14-15-3
33	Dec. 18	@ Buffalo	2-3 L	14-16-3
34	Dec. 20	@ Quebec	4-6 L	14-17-3
35	Dec. 21	@ Detroit	9-5 W	15-17-3
36	Dec. 26	Los Angeles	4-4 L	15-18-3
37	Dec. 28	Edmonton	2-5 L	15-19-3
38	Dec. 30	@ Calgary	1-5 L	15-20-3
39	Dec. 31	Boston	5-5 T	15-20-4
40	Jan. 3	@ Los Angeles	4-3 W	16-20-4

No	Date	Opponent	Score	Record
41	Jan. 4	@ Los Angeles	3-3 T	16-20-5
42	Jan. 7	@ Minnesota	0-2 L	16-21-5
43	Jan. 8	@ Chicago	0-2 L	16-22-5
44	Jan. 10	@ St. Louis	0-2 L	16-23-5
45	Jan. 13	Washington	4-6 L	16-24-5
46	Jan. 15	Hartford	5-0 W	17-24-5
47	Jan. 17	Buffalo	1-5 L	17-25-5
48	Jan. 18	@ Edmonton	5-7 L	17-26-5
49	Jan. 20	@ Winnipeg	6-6 T	17-26-6
50	Jan. 22	@ Winnipeg	4-6 L	17-27-6
51	Jan. 25	Edmonton	4-6 L	17-28-6
52	Jan. 27	Philadelphia	4-0 W	18-28-6
53	Jan. 29	New Jersey	3-2 W	19-28-6
54	Feb. 2	@ Los Angeles	2-4 L	19-29-6
55	Feb. 4	NY Rangers	4-5 L	19-30-6
56	Feb. 5	@ Calgary	2-4 L	19-31-6
57	Feb. 7	@ Quebec	4-2 W	20-31-6
58	Feb. 9	@ Montreal	7-6 W	21-31-6
59	Feb. 11	@ NY Islanders	4-6 L	21-32-6
60	Feb. 12	@ Philadelphia	6-5 W	22-32-6
61	Feb. 17	Pittsburgh	1-4 L	22-33-6
62	Feb. 19	Calgary	5-2 W	23-33-6
63	Feb. 21	Boston	2-5 L	23-34-6
64	Feb. 23	@ Calgary	2-3 L	23-35-6
65	Feb. 24	Los Angeles	5-3 W	24-35-6
66	Feb. 26	Toronto	4-4 T	24-35-7
67	Feb. 28	@ Washington	3-2 W	25-35-7
68	Feb. 29	@ Pittsburgh	9-5 W	26-35-7
69	Mar. 2	@ New Jersey	2-4 L	26-36-7
70	Mar. 4	@ NY Rangers	5-4 W	27-36-7
71	Mar. 7	Winnipeg	4-3 W	28-36-7
72	Mar. 9	Chicago	4-3 W	29-36-7
73	Mar. 11	@ Edmonton	2-12 L	29-37-7
74	Mar. 13	Pittsburgh	4-3 W	30-37-7
75	Mar. 17	Buffalo	2-5 L	30-38-7
76	Mar. 20	Detroit	3-6 L	30-39-7
77	Mar. 23	@ Winnipeg	4-3 W	31-39-7
78	Mar. 25	Calgary	4-4 T	31-39-8
79	Mar. 28	Winnipeg	5-1 W	32-39-8
80	Mar. 30	Minnesota	3-3 T	32-39-9

CANUCKS

PLAYERS

IN THE SYSTEM

2017/18 REVIEW

OPPONENTS

HISTORY

ALL TIME RECORDS

PLAYOFFS

NHL

MEDIA SERVICES

1984.85 SEASON RECORD

SMYTHE DIVISION FINISH

5th (59 Points)

COACH

Bill LaForge,
Harry Neale

GM

Harry Neale

CAPTAIN

Stan Smyl

SCORING

Player	GP	G	A	PTS	PIM
Sundstrom	71	25	43	68	46
Smyl	80	27	37	64	100
Gradin	76	22	42	64	43
Tanti	68	39	20	59	45
Lemay	74	21	31	52	68
McNab	75	23	25	48	10
Neely	72	21	18	39	137
Skriko	72	21	14	35	10
MacAdam	80	14	20	34	27
Halward	71	7	27	34	82
Petit	69	5	26	31	127
Lidster	78	6	24	30	55
Lupul	66	12	17	29	82
Daigneault	67	4	23	27	69
Kirton	62	17	5	22	21
Lanz	57	2	17	19	69
Bubla	56	2	15	17	54
Gillis	37	5	11	16	23
Butcher	75	3	9	12	152

Player	GP	G	A	PTS	PIM
Lanthier	27	6	4	10	13
Belland	13	0	6	6	6
Hall	7	1	4	5	19
Delorme	31	1	2	3	51
Stevens	6	0	3	3	6
Caprice	28	0	2	2	0
Martin	12	0	1	1	39
Brodeur	51	0	1	1	4
Crawford	1	0	0	0	4
Holloway	2	0	0	0	0
Morrison	8	0	0	0	0
Coxe	9	0	0	0	49
Garrett	10	0	0	0	14
Schliebener	11	0	0	0	16

Goaltender	GPI	MIN	GA	SO	AVG	W-L-T
Brodeur	51	2,930	228	0	4.67	16-27-6
Caprice	28	1,523	122	0	4.81	8-14-3
Garrett	10	407	44	0	6.49	1-5-0

RESULTS

No	Date	Opponent	Score	Record
1	Oct. 11	Quebec	2-5 L	0-1-0
2	Oct. 13	@ Los Angeles	6-5 W	1-1-0
3	Oct. 14	Calgary	5-7 L	1-2-0
4	Oct. 17	@ Pittsburgh	3-4 L	1-3-0
5	Oct. 18	@ Philadelphia	2-13 L	1-4-0
6	Oct. 20	@ Hartford	2-3 L	1-5-0
7	Oct. 23	@ NY Islanders	5-6 L	1-6-0
8	Oct. 24	@ Chicago	3-9 L	1-7-0
9	Oct. 28	Washington	2-5 L	1-8-0
10	Oct. 30	@ Edmonton	0-7 L	1-9-0
11	Oct. 31	Los Angeles	3-10 L	1-10-0
12	Nov. 3	Chicago	6-4 W	2-10-0
13	Nov. 7	@ Toronto	4-4 T	2-10-1
14	Nov. 9	@ Winnipeg	5-7 L	2-11-1
15	Nov. 10	@ Minnesota	5-5 T	2-11-2
16	Nov. 12	Montreal	3-5 L	2-12-2
17	Nov. 14	Detroit	3-2 W	3-12-2
18	Nov. 16	Pittsburgh	7-6 W	4-12-2
19	Nov. 17	@ Edmonton	0-7 L	4-13-2
20	Nov. 20	St. Louis	1-5 L	4-14-2
21	Nov. 21	@ Calgary	4-6 L	4-15-2
22	Nov. 23	Winnipeg	1-5 L	4-16-2
23	Nov. 25	Calgary	2-4 L	4-17-2
24	Nov. 27	St. Louis	1-6 L	4-18-2
25	Nov. 29	@ Los Angeles	1-12 L	4-19-2
26	Dec. 1	@ Los Angeles	3-6 L	4-20-2
27	Dec. 3	NY Islanders	4-5 L	4-21-2
28	Dec. 8	Edmonton	3-2 W	5-21-2
29	Dec. 11	@ Quebec	4-3 W	6-21-2
30	Dec. 13	@ Montreal	5-4 W	7-21-2
31	Dec. 15	@ Boston	1-2 L	7-22-2
32	Dec. 16	@ Buffalo	2-2 T	7-22-3
33	Dec. 20	@ Calgary	1-9 L	7-23-3
34	Dec. 21	@ Edmonton	3-1 W	8-23-3
35	Dec. 23	Calgary	4-5 L	8-24-3
36	Dec. 26	Los Angeles	3-3 T	8-24-4
37	Dec. 28	Philadelphia	4-7 L	8-25-4
38	Dec. 30	Edmonton	7-7 T	8-25-5
39	Jan. 2	@ NY Rangers	0-6 L	8-26-5
40	Jan. 3	@ New Jersey	6-4 W	9-26-5

No	Date	Opponent	Score	Record
41	Jan. 5	@ Toronto	4-1 W	10-26-5
42	Jan. 8	@ Philadelphia	3-5 L	10-27-5
43	Jan. 9	@ Pittsburgh	4-7 L	10-28-5
44	Jan. 13	Toronto	3-5 L	10-29-5
45	Jan. 15	NY Islanders	6-5 W	11-29-5
46	Jan. 18	Edmonton	4-4 T	11-29-6
47	Jan. 19	@ Edmonton	5-7 L	11-30-6
48	Jan. 21	Calgary	3-3 T	11-30-7
49	Jan. 23	Winnipeg	4-6 L	11-31-7
50	Jan. 25	Winnipeg	7-4 W	12-31-7
51	Jan. 26	@ Calgary	2-6 L	12-32-7
52	Jan. 30	Montreal	5-4 W	13-32-7
53	Feb. 1	Hartford	4-3 W	14-32-7
54	Feb. 3	NY Rangers	4-1 W	15-32-7
55	Feb. 6	@ St. Louis	0-4 L	15-33-7
56	Feb. 8	@ Winnipeg	5-5 T	15-33-8
57	Feb. 10	@ Winnipeg	5-3 W	16-33-8
58	Feb. 16	Boston	3-2 W	17-33-8
59	Feb. 19	New Jersey	7-5 W	18-33-8
60	Feb. 21	Washington	2-6 L	18-34-8
61	Feb. 23	Quebec	5-7 L	18-35-8
62	Feb. 26	@ Washington	2-3 L	18-36-8
63	Feb. 27	@ Detroit	5-11 L	18-37-8
64	Mar. 2	@ Boston	0-5 L	18-38-8
65	Mar. 3	@ Hartford	7-6 W	19-38-8
66	Mar. 6	NY Rangers	3-6 L	19-39-8
67	Mar. 8	Los Angeles	4-3 W	20-39-8
68	Mar. 10	Edmonton	6-3 W	21-39-8
69	Mar. 13	Buffalo	6-4 W	22-39-8
70	Mar. 15	Detroit	5-6 L	22-40-8
71	Mar. 17	Chicago	4-6 L	22-41-8
72	Mar. 20	@ Buffalo	5-4 W	23-41-8
73	Mar. 21	@ New Jersey	3-2 W	24-41-8
74	Mar. 23	@ Winnipeg	4-6 L	24-42-8
75	Mar. 25	@ Minnesota	3-5 L	24-43-8
76	Mar. 27	Winnipeg	3-5 L	24-44-8
77	Mar. 31	Minnesota	3-2 W	25-44-8
78	Apr. 3	@ Calgary	3-5 L	25-45-8
79	Apr. 5	Los Angeles	3-4 L	25-46-8
80	Apr. 6	@ Los Angeles	4-4 T	25-46-9

1985.86 SEASON RECORD

SMYTHE DIVISION FINISH

4th (59 Points)

COACH

Tom Watt

GM

Jack Gordon

CAPTAIN

Stan Smyl

SCORING

Player	GP	G	A	PTS	PIM
Skriko	80	38	40	78	34
Tanti	77	39	33	72	85
Sundstrom	79	18	48	66	28
Smyl	73	27	35	62	144
Lanz	75	15	38	53	73
Gradin	71	14	27	41	34
Neely	73	14	20	34	126
Halward	70	8	25	33	111
Lemay	48	16	15	31	92
Peterson	77	8	23	31	94
Tambellini	48	15	15	30	12
Bubla	43	6	24	30	30
Lidster	78	12	16	28	56
Daigneault	64	5	23	28	45
Crawford	54	11	14	25	92
Lowry	73	10	8	18	143

Player	GP	G	A	PTS	PIM
Lanthier	62	7	10	17	12
Hall	19	5	5	10	6
Coxe	57	3	5	8	176
Petit	32	1	6	7	27
Lupul	19	4	1	5	12
Sandlak	23	1	3	4	10
Belland	7	1	2	3	4
Cochrane	49	0	3	3	125
Brodeur	64	0	2	2	16
Caprice	7	0	1	1	0
Bruce	12	0	1	1	14
Dunbar	1	0	0	0	2
Young	22	0	0	0	0

Goaltender	GPI	MIN	GA	SO	AVG	W-L-T
Young	22	1,023	61	0	3.58	4-9-3
Brodeur	64	3,541	240	2	4.07	19-31-8
Caprice	7	308	28	0	5.45	0-4-2

RESULTS

No	Date	Opponent	Score	Record
1	Oct. 10	@ Los Angeles	6-5 W	1-0-0
2	Oct. 12	St. Louis	3-4 L	1-1-0
3	Oct. 14	NY Islanders	4-2 W	2-1-0
4	Oct. 16	Boston	3-3 T	2-1-1
5	Oct. 18	Los Angeles	5-4 W	3-1-1
6	Oct. 20	@ NY Rangers	3-4 L	3-2-1
7	Oct. 22	@ NY Islanders	2-2 T	3-2-2
8	Oct. 23	@ Detroit	5-0 W	4-2-2
9	Oct. 25	@ Buffalo	4-5 L	4-3-2
10	Oct. 27	@ Philadelphia	4-7 L	4-4-2
11	Oct. 30	Toronto	5-3 W	5-4-2
12	Nov. 2	Buffalo	6-2 W	6-4-2
13	Nov. 5	Edmonton	4-6 L	6-5-2
14	Nov. 8	@ Edmonton	0-13 L	6-6-2
15	Nov. 9	@ Winnipeg	7-2 W	7-6-2
16	Nov. 11	Detroit	5-0 W	8-6-2
17	Nov. 13	Pittsburgh	3-6 L	8-7-2
18	Nov. 15	@ Washington	3-5 L	8-8-2
19	Nov. 16	@ St. Louis	5-6 L	8-9-2
20	Nov. 19	@ Detroit	7-5 W	9-9-2
21	Nov. 20	@ Chicago	0-2 L	9-10-2
22	Nov. 22	New Jersey	5-6 L	9-11-2
23	Nov. 26	Chicago	3-5 L	9-12-2
24	Nov. 27	@ Edmonton	5-5 T	9-12-3
25	Nov. 29	Hartford	4-5 L	9-13-3
26	Dec. 2	@ Montreal	0-7 L	9-14-3
27	Dec. 4	@ Quebec	4-5 L	9-15-3
28	Dec. 6	@ New Jersey	1-4 L	9-16-3
29	Dec. 7	@ Washington	1-2 L	9-17-3
30	Dec. 11	Winnipeg	3-6 L	9-18-3
31	Dec. 14	Calgary	4-3 W	10-18-3
32	Dec. 15	@ Edmonton	3-5 L	10-19-3
33	Dec. 17	Washington	4-4 T	10-19-4
34	Dec. 20	Toronto	5-3 W	11-19-4
35	Dec. 21	@ Los Angeles	6-2 W	12-19-4
36	Dec. 23	Winnipeg	5-3 W	13-19-4
37	Dec. 27	Philadelphia	1-6 L	13-20-4
38	Dec. 29	Edmonton	3-5 L	13-21-4
39	Jan. 2	@ Minnesota	2-3 L	13-22-4
40	Jan. 5	@ Winnipeg	0-4 L	13-23-4

No	Date	Opponent	Score	Record
41	Jan. 7	@ Winnipeg	2-2 T	13-23-5
42	Jan. 9	@ Calgary	4-5 L	13-24-5
43	Jan. 10	Hartford	3-4 L	13-25-5
44	Jan. 14	NY Rangers	1-2 L	13-26-5
45	Jan. 17	Los Angeles	7-9 L	13-27-5
46	Jan. 18	@ Los Angeles	4-4 T	13-27-6
47	Jan. 21	New Jersey	5-3 W	14-27-6
48	Jan. 24	Pittsburgh	4-3 W	15-27-6
49	Jan. 29	Calgary	4-4 T	15-27-7
50	Jan. 31	Minnesota	10-5 W	16-27-7
51	Feb. 7	Winnipeg	5-2 W	17-27-7
52	Feb. 9	Winnipeg	3-3 T	17-27-8
53	Feb. 11	@ NY Islanders	0-1 L	17-28-8
54	Feb. 12	@ NY Rangers	2-5 L	17-29-8
55	Feb. 15	@ Pittsburgh	4-9 L	17-30-8
56	Feb. 16	@ Toronto	4-4 T	17-30-9
57	Feb. 18	@ Hartford	4-5 L	17-31-9
58	Feb. 21	Calgary	0-4 L	17-32-9
59	Feb. 23	Boston	1-6 L	17-33-9
60	Feb. 26	Montreal	2-4 L	17-34-9
61	Feb. 28	Philadelphia	3-1 W	18-34-9
62	Mar. 1	@ Calgary	2-3 L	18-35-9
63	Mar. 4	Edmonton	2-6 L	18-36-9
64	Mar. 6	Los Angeles	5-5 T	18-36-10
65	Mar. 8	@ St. Louis	3-7 L	18-37-10
66	Mar. 11	@ Quebec	1-1 T	18-37-11
67	Mar. 12	@ Montreal	2-3 L	18-38-11
68	Mar. 15	@ Boston	1-1 T	18-38-12
69	Mar. 16	@ Chicago	4-5 L	18-39-12
70	Mar. 19	Buffalo	3-4 L	18-40-12
71	Mar. 21	@ Calgary	5-5 T	18-40-13
72	Mar. 22	Minnesota	6-2 W	19-40-13
73	Mar. 24	@ Winnipeg	4-8 L	19-41-13
74	Mar. 26	Quebec	7-6 W	20-41-13
75	Mar. 28	Los Angeles	2-1 W	21-41-13
76	Mar. 30	Calgary	4-2 W	22-41-13
77	Apr. 1	@ Calgary	5-6 L	22-42-13
78	Apr. 2	@ Edmonton	4-8 L	22-43-13
79	Apr. 5	@ Los Angeles	5-3 W	23-43-13
80	Apr. 6	Edmonton	2-3 L	23-44-13

CANUCKS

PLAYERS

IN THE SYSTEM

2017/18 REVIEW

OPPONENTS

HISTORY

ALL TIME RECORDS

PLAYOFFS

NHL

MEDIA SERVICES

1986.87 SEASON RECORD

SMYTHE DIVISION FINISH

5th (66 Points)

COACH

Tom Watt

GM

Jack Gordon

CAPTAIN

Stan Smyl

SCORING

Player	GP	G	A	PTS	PIM	
Tanti	77	41	38	79	84	
Pederson	79	24	52	76	50	
Skriko	76	33	41	74	44	
Sundstrom	72	29	42	71	40	
Lidster	80	12	51	63	40	
Smyl	66	20	23	43	84	
Sutter	74	20	22	42	113	
Tambellini	72	16	20	36	14	
Sandlak	78	15	21	36	66	
Lemay	52	9	17	26	128	
Summanen	EDM	48	10	7	17	15
	VAN	10	4	4	8	0
Petit	69	12	13	25	131	
Hodgson	43	9	13	22	25	
Peterson	69	7	15	22	77	
Butcher	70	5	15	20	207	
Lowry	70	8	10	18	176	
Richter	78	2	15	17	172	
Bruce	50	9	7	16	109	
Benning	TOR	5	0	0	4	
	VAN	54	2	11	13	40

Player	GP	G	A	PTS	PIM
Maxwell	30	1	7	8	28
Lanz	17	1	6	7	10
Crawford	21	0	3	3	67
Halward	10	0	3	3	34
Kulak	28	1	1	2	38
LeBlanc	2	1	0	1	0
Coxe	15	1	0	1	31
Young	8	0	1	1	0
Levie	9	0	1	1	13
Bartel	40	0	1	1	14
Gamble	1	0	0	0	0
Agnew	4	0	0	0	0
Hall	4	0	0	0	0
Cochrane	14	0	0	0	52
Caprice	25	0	0	0	9
Brodeur	53	0	0	0	2

Goaltender	GPI	MIN	GA	SO	AVG	W-L-T
Brodeur	53	2,972	178	1	3.59	20-25-5
Caprice	25	1,390	89	0	3.84	8-11-2
Gamble	1	60	4	0	4.00	0-1-0
Young	8	420	35	0	5.00	1-6-1

RESULTS

No	Date	Opponent	Score	Record
1	Oct. 11	St. Louis	4-3 W	1-0-0
2	Oct. 13	Quebec	1-7 L	1-1-0
3	Oct. 15	@ New Jersey	2-3 L	1-2-0
4	Oct. 16	@ Philadelphia	2-6 L	1-3-0
5	Oct. 18	@ Minnesota	1-4 L	1-4-0
6	Oct. 22	Boston	5-1 W	2-4-0
7	Oct. 24	Chicago	2-2 T	2-4-1
8	Oct. 26	@ Edmonton	2-3 L	2-5-1
9	Oct. 28	Washington	2-5 L	2-6-1
10	Oct. 31	Edmonton	2-6 L	2-7-1
11	Nov. 2	Montreal	3-5 L	2-8-1
12	Nov. 4	@ Pittsburgh	2-2 T	2-8-2
13	Nov. 5	@ Washington	2-3 L	2-9-2
14	Nov. 7	@ Buffalo	7-6 W	3-9-2
15	Nov. 8	@ Toronto	5-3 W	4-9-2
16	Nov. 11	@ Calgary	3-5 L	4-10-2
17	Nov. 12	Hartford	3-4 L	4-11-2
18	Nov. 14	Winnipeg	2-3 L	4-12-2
19	Nov. 18	Calgary	5-0 W	5-12-2
20	Nov. 21	NY Rangers	5-8 L	5-13-2
21	Nov. 22	@ Edmonton	2-5 L	5-14-2
22	Nov. 25	Los Angeles	11-5 W	6-14-2
23	Nov. 26	@ Los Angeles	5-3 W	7-14-2
24	Nov. 29	Winnipeg	3-6 L	7-15-2
25	Dec. 2	Chicago	2-4 L	7-16-2
26	Dec. 5	NY Islanders	3-4 L	7-17-2
27	Dec. 7	@ Winnipeg	3-1 W	8-17-2
28	Dec. 9	@ Philadelphia	3-6 L	8-18-2
29	Dec. 11	@ Boston	2-4 L	8-19-2
30	Dec. 13	@ Hartford	2-2 T	8-19-3
31	Dec. 14	@ Chicago	7-3 W	9-19-3
32	Dec. 17	Detroit	4-5 L	9-20-3
33	Dec. 19	@ Edmonton	2-4 L	9-21-3
34	Dec. 20	Calgary	3-5 L	9-22-3
35	Dec. 23	Los Angeles	6-4 W	10-22-3
36	Dec. 27	Philadelphia	4-2 W	11-22-3
37	Dec. 30	Edmonton	3-7 L	11-23-3
38	Jan. 2	Los Angeles	3-3 T	11-23-4
39	Jan. 4	@ Winnipeg	2-4 L	11-24-4
40	Jan. 6	@ Quebec	2-3 L	11-25-4

No	Date	Opponent	Score	Record
41	Jan. 7	@ Montreal	3-2 W	12-24-4
42	Jan. 10	@ New Jersey	2-2 T	12-25-5
43	Jan. 11	@ NY Rangers	3-8 L	12-26-5
44	Jan. 14	@ Los Angeles	0-4 L	12-27-5
45	Jan. 16	Calgary	9-5 W	13-27-5
46	Jan. 17	@ Calgary	4-3 W	14-27-5
47	Jan. 19	@ Winnipeg	4-5 L	14-28-5
48	Jan. 21	NY Rangers	5-3 W	15-28-5
49	Jan. 23	Pittsburgh	0-6 L	15-29-5
50	Jan. 27	Edmonton	4-4 T	15-29-6
51	Jan. 28	@ Edmonton	3-7 L	15-30-6
52	Jan. 30	New Jersey	3-4 L	15-31-6
53	Feb. 1	Minnesota	3-4 L	15-32-6
54	Feb. 3	@ Calgary	4-2 W	16-32-6
55	Feb. 4	NY Islanders	4-1 W	17-32-6
56	Feb. 6	St. Louis	2-2 T	17-32-7
57	Feb. 8	Calgary	2-3 L	17-33-7
58	Feb. 14	@ Pittsburgh	3-3 T	17-33-8
59	Feb. 17	@ St. Louis	4-3 W	18-33-8
60	Feb. 18	@ Minnesota	3-7 L	18-34-8
61	Feb. 20	Washington	3-6 L	18-35-8
62	Feb. 22	Toronto	3-2 W	19-35-8
63	Feb. 24	@ Calgary	0-2 L	19-36-8
64	Feb. 26	@ Detroit	4-5 L	19-37-8
65	Feb. 28	@ Toronto	6-8 L	19-38-8
66	Mar. 1	@ Buffalo	4-2 W	20-38-8
67	Mar. 4	Edmonton	5-8 L	20-39-8
68	Mar. 6	Montreal	4-1 W	21-39-8
69	Mar. 8	@ Los Angeles	2-5 L	21-40-8
70	Mar. 10	Detroit	7-4 W	22-40-8
71	Mar. 13	Buffalo	6-4 W	23-40-8
72	Mar. 17	Quebec	4-2 W	24-40-8
73	Mar. 20	Winnipeg	6-5 OTW	25-40-8
74	Mar. 22	@ Winnipeg	2-3 L	25-41-8
75	Mar. 26	@ NY Islanders	5-2 W	26-41-8
76	Mar. 28	@ Boston	1-2 L	26-42-8
77	Mar. 29	@ Hartford	4-7 L	26-43-8
78	Apr. 1	@ Los Angeles	8-3 W	27-43-8
79	Apr. 3	Winnipeg	6-4 W	28-43-8
80	Apr. 5	Los Angeles	5-2 W	29-43-8

1987.88 SEASON RECORD

SMYTHE DIVISION FINISH

5th (59 Points)

COACH

Bob McCammon

GM

Pat Quinn

CAPTAIN

Stan Smyl

SCORING

Player	GP	G	A	PTS	PIM	Player	GP	G	A	PTS	PIM
Tanti	73	40	37	77	90	Bradley	11	3	5	8	6
Adams	80	36	40	76	30	Richter	49	2	4	6	224
Pederson	76	19	52	71	92	Melnyk	14	0	1	1	34
Skriko	73	30	34	64	32	NYR VAN	49	2	3	5	73
Smyl	57	12	25	37	110	Summanen	9	2	3	5	2
Lidster	64	4	32	36	105	Berry	14	2	3	5	6
Benning	77	7	26	33	58	Lowry	22	1	3	4	38
Sandlak	49	16	15	31	81	Petit	10	0	3	3	35
Sutter	80	15	15	30	165	Woodley	5	2	0	2	17
Wickenheiser	80	7	19	26	36	Bakovic	10	2	0	2	48
Boyd	60	7	16	23	64	Lanthier	5	1	1	2	2
Butcher	80	6	17	23	285	Vilgrain	6	1	1	2	0
LeBlanc	41	12	10	22	18	McLean	41	0	2	2	8
Tambellini	41	11	10	21	8	Agnew	10	0	1	1	16
Saunders	56	7	13	20	10	Caprice	22	0	0	0	6
Coxe	64	5	12	17	186	MacDonald	1	0	0	0	0
Lawless	HFD 27	4	5	9	16	Murphy	5	0	0	0	2
	PHI 8	0	5	5	0	Rohlicek	7	0	0	0	4
	VAN 13	0	1	1	0	Stern	15	0	0	0	52
Huber	35	4	10	14	40	Weeks	9	0	0	0	0
Kidd	19	4	7	11	25						
Bruce	28	7	3	10	57						
Hodgson	8	3	7	10	57						
Stanley	57	2	7	9	151						

Goaltender	GPI	MIN	GA	SO	AVG	W-L-T
Weeks	9	550	31	0	3.38	4-3-2
McLean	41	2,380	147	1	3.71	11-27-3
Caprice	22	1,250	87	0	4.18	7-10-2
Brodeur	11	670	49	0	4.39	3-6-2

RESULTS

No	Date	Opponent	Score	Record	No	Date	Opponent	Score	Record
1	Oct. 8	St. Louis	8-2 W	1-0-0	41	Jan. 6	@ NY Rangers	2-4 L	12-23-6
2	Oct. 10	NY Islanders	1-7 L	1-1-0	42	Jan. 7	@ New Jersey	6-3 W	13-23-6
3	Oct. 12	Detroit	2-3 L	1-2-0	43	Jan. 9	@ Quebec	3-2 W	14-23-6
4	Oct. 18	@ Los Angeles	4-2 W	2-2-0	44	Jan. 12	Winnipeg	3-5 L	14-24-6
5	Oct. 21	Boston	4-5 L	2-3-0	45	Jan. 13	Winnipeg	8-2 W	15-24-6
6	Oct. 23	Edmonton	4-5 OT L	2-4-0	46	Jan. 15	Calgary	4-4 T	15-24-7
7	Oct. 24	@ Edmonton	5-9 L	2-5-0	47	Jan. 17	@ Winnipeg	6-5 W	16-24-7
8	Oct. 27	Washington	2-3 L	2-6-0	48	Jan. 19	@ Calgary	5-7 L	16-25-7
9	Oct. 30	Calgary	3-3 T	2-6-1	49	Jan. 22	NY Rangers	3-6 L	16-26-7
10	Nov. 1	@ Winnipeg	3-7 L	2-7-1	50	Jan. 24	@ Chicago	1-3 L	16-27-7
11	Nov. 3	@ Washington	1-3 L	2-8-1	51	Jan. 26	@ St. Louis	6-7 L	16-28-7
12	Nov. 5	@ Philadelphia	4-3 W	3-8-1	52	Jan. 29	Hartford	2-4 L	16-29-7
13	Nov. 7	@ Minnesota	4-1 W	4-8-1	53	Jan. 30	@ Calgary	3-4 L	16-30-7
14	Nov. 8	@ Winnipeg	1-3 L	4-9-1	54	Feb. 2	Los Angeles	5-2 W	17-30-7
15	Nov. 11	Buffalo	4-4 T	4-9-2	55	Feb. 3	@ Los Angeles	2-7 L	17-31-7
16	Nov. 13	Quebec	6-4 W	5-9-2	56	Feb. 5	New Jersey	5-1 W	18-31-7
17	Nov. 15	@ Calgary	4-8 L	5-10-2	57	Feb. 11	Edmonton	2-7 L	18-32-7
18	Nov. 17	Pittsburgh	6-4 W	6-10-2	58	Feb. 13	Boston	6-5 W	19-32-7
19	Nov. 19	@ Detroit	4-1 W	7-10-2	59	Feb. 14	@ Edmonton	6-7 L	19-33-7
20	Nov. 21	@ St. Louis	1-4 L	7-11-2	60	Feb. 17	Pittsburgh	5-0 W	20-33-7
21	Nov. 22	@ Chicago	2-3 L	7-12-2	61	Feb. 19	Toronto	0-5 L	20-34-7
22	Nov. 25	Calgary	2-4 L	7-13-2	62	Feb. 21	@ NY Rangers	6-4 W	21-34-7
23	Nov. 27	New Jersey	4-2 W	8-13-2	63	Feb. 23	@ NY Islanders	1-6 L	21-35-7
24	Dec. 1	@ Quebec	3-1 W	9-13-2	64	Feb. 24	@ Montreal	4-5 L	21-36-7
25	Dec. 2	@ Montreal	3-3 T	9-13-3	65	Feb. 26	Calgary	3-5 L	21-37-7
26	Dec. 5	@ Pittsburgh	3-6 L	9-14-3	66	Feb. 28	Los Angeles	0-2 L	21-38-7
27	Dec. 6	@ Buffalo	5-1 W	10-14-3	67	Mar. 1	Philadelphia	3-7 L	21-39-7
28	Dec. 8	Minnesota	2-3 L	10-15-3	68	Mar. 3	@ Winnipeg	3-4 L	21-40-7
29	Dec. 11	@ Edmonton	1-2 L	10-16-3	69	Mar. 6	@ Washington	2-7 L	21-41-7
30	Dec. 12	Edmonton	3-6 L	10-17-3	70	Mar. 8	@ NY Islanders	4-7 L	21-42-7
31	Dec. 15	@ Hartford	2-2 T	10-17-4	71	Mar. 10	@ Detroit	2-5 L	21-43-7
32	Dec. 17	@ Boston	2-3 OT L	10-18-4	72	Mar. 12	Edmonton	3-3 T	21-43-8
33	Dec. 20	Hartford	3-3 T	10-18-5	73	Mar. 13	Buffalo	1-7 L	21-44-8
34	Dec. 23	Los Angeles	5-1 W	11-18-5	74	Mar. 16	@ Los Angeles	3-3 T	21-44-9
35	Dec. 26	@ Los Angeles	2-3 L	11-19-5	75	Mar. 18	Los Angeles	5-3 W	22-44-9
36	Dec. 28	@ Edmonton	3-7 L	11-20-5	76	Mar. 22	Toronto	5-3 W	23-44-9
37	Dec. 29	Montreal	1-4 L	11-21-5	77	Mar. 25	Chicago	3-2 W	24-44-9
38	Dec. 31	Winnipeg	2-1 W	12-21-5	78	Mar. 26	@ Calgary	1-6 L	24-45-9
39	Jan. 2	Philadelphia	1-4 L	12-22-5	79	Mar. 29	Winnipeg	2-3 L	24-46-9
40	Jan. 4	@ Toronto	7-7 T	12-22-6	80	Apr. 1	Minnesota	6-1 W	25-46-9

CANUCKS

PLAYERS

IN THE SYSTEM

2017.18 REVIEW

OPPONENTS

HISTORY

ALL TIME RECORDS

PLAYOFFS

NHL

MEDIA SERVICES

1988-89 SEASON RECORD

SMYTHE DIVISION FINISH

4th (74 Points)

COACH

Bob McCammon

GM

Pat Quinn

CAPTAIN

Stan Smyl

SCORING

Player	GP	G	A	PTS	PIM	Player	GP	G	A	PTS	PIM
Skriko	74	30	36	66	57	Snepsts	59	0	8	8	69
Linden	80	30	29	59	41	Bridgman	15	4	3	7	10
Reinhart	64	7	50	57	44	Charbonneau	9	1	3	4	6
Tanti	77	24	25	49	69	MTL VAN	13	0	1	1	6
Bradley	71	18	27	45	42	Stanley	20	3	1	4	14
Pederson	62	15	26	41	22	Guy	45	2	2	4	34
Nordmark	80	6	35	41	97	Berry	13	2	1	3	5
Sandlak	72	20	20	40	99	Stern	17	1	0	1	49
Bozek	71	17	18	35	64	Boyd	2	0	1	1	0
Adams	61	19	14	33	24	Murphy	8	0	1	1	2
Sutter	75	17	15	32	122	McLean	42	0	1	1	6
Smyl	75	7	18	25	102	Kidd	1	0	0	0	0
Lidster	63	5	17	22	78	Mazur	1	0	0	0	0
Butcher	78	0	20	20	227	Rohlicek	2	0	0	0	4
Hodgson	23	4	13	17	25	Hawkins	4	0	0	0	9
Adams	EDM	49	4	5	9	Gamble	5	0	0	0	0
	VAN	12	4	2	6	Weeks	35	0	0	0	4
Bruce	53	7	7	14	65						
Melnyk	74	3	11	14	82						
Benning	65	3	9	12	48						
Smith	EDM	19	1	1	2						
	VAN	10	3	4	7						

Goaltender	GPI	MIN	GA	SO	AVG	W-L-T
Gamble	5	302	12	0	2.38	2-3-0
McLean	42	2,477	127	4	3.08	20-17-3
Weeks	35	2,058	102	0	3.08	11-19-5

RESULTS

No	Date	Opponent	Score	Record	No	Date	Opponent	Score	Record
1	Oct. 6	Winnipeg	2-2 T	0-0-1	41	Jan. 4	@ Winnipeg	2-4 L	15-21-5
2	Oct. 8	Detroit	3-3 T	0-0-2	42	Jan. 6	@ Detroit	2-2 T	15-21-6
3	Oct. 10	NY Islanders	2-3 L	0-1-2	43	Jan. 7	@ Pittsburgh	7-5 W	16-21-6
4	Oct. 12	@ Edmonton	6-2 W	1-1-2	44	Jan. 9	@ Toronto	0-3 L	16-22-6
5	Oct. 14	@ Winnipeg	3-4 OT L	1-2-2	45	Jan. 13	Winnipeg	1-3 L	16-23-6
6	Oct. 16	@ NY Rangers	2-3 L	1-3-2	46	Jan. 15	St. Louis	2-1 W	17-23-6
7	Oct. 18	@ NY Islanders	2-3 L	1-4-2	47	Jan. 17	Philadelphia	5-3 W	18-23-6
8	Oct. 19	@ New Jersey	4-0 W	2-4-2	48	Jan. 21	NY Rangers	4-5 OT L	18-24-6
9	Oct. 23	Edmonton	6-5 W	3-4-2	49	Jan. 24	Chicago	2-4 L	18-25-6
10	Oct. 25	Washington	3-4 OT L	3-5-2	50	Jan. 26	@ Los Angeles	6-2 W	19-25-6
11	Oct. 28	Chicago	5-2 W	4-5-2	51	Jan. 29	Calgary	4-4 T	19-25-7
12	Oct. 30	Calgary	2-1 W	5-5-2	52	Jan. 31	Edmonton	6-2 W	20-25-7
13	Nov. 1	@ Pittsburgh	3-5 L	5-6-2	53	Feb. 1	@ Edmonton	3-4 L	20-26-7
14	Nov. 3	@ Philadelphia	5-2 W	6-6-2	54	Feb. 4	@ Calgary	2-5 L	20-27-7
15	Nov. 5	@ Hartford	3-2 OT W	7-6-2	55	Feb. 5	@ Calgary	4-5 L	20-28-7
16	Nov. 6	@ Boston	2-4 L	7-7-2	56	Feb. 9	@ Minnesota	2-3 L	20-29-7
17	Nov. 9	Hartford	1-1 T	7-7-3	57	Feb. 10	@ Buffalo	5-4 W	21-29-7
18	Nov. 11	Montreal	1-3 L	7-8-3	58	Feb. 12	@ Philadelphia	3-2 W	22-29-7
19	Nov. 13	Pittsburgh	2-4 L	7-9-3	59	Feb. 14	Boston	5-2 W	23-29-7
20	Nov. 15	@ Los Angeles	4-6 L	7-10-3	60	Feb. 16	Quebec	3-2 W	24-29-7
21	Nov. 17	@ Minnesota	6-7 L	7-11-3	61	Feb. 19	Washington	3-2 W	25-29-7
22	Nov. 19	@ St. Louis	3-2 W	8-11-3	62	Feb. 21	St. Louis	2-0 W	26-29-7
23	Nov. 20	@ Chicago	7-4 W	9-11-3	63	Feb. 23	Toronto	2-1 OT W	27-29-7
24	Nov. 22	Buffalo	4-2 W	10-11-3	64	Feb. 26	@ Montreal	2-5 L	27-30-7
25	Nov. 25	New Jersey	2-2 T	10-11-4	65	Feb. 28	@ Quebec	3-2 W	28-30-7
26	Nov. 27	Los Angeles	5-2 W	11-11-4	66	Mar. 2	@ Hartford	1-2 L	28-31-7
27	Nov. 29	@ Calgary	3-3 T	11-11-5	67	Mar. 4	@ Boston	4-6 L	28-32-7
28	Nov. 30	@ Edmonton	2-4 L	11-12-5	68	Mar. 5	@ Washington	0-3 L	28-33-7
29	Dec. 2	@ Winnipeg	3-6 L	11-13-5	69	Mar. 8	Winnipeg	3-0 W	29-33-7
30	Dec. 6	NY Rangers	3-5 L	11-14-5	70	Mar. 10	Los Angeles	4-2 W	30-33-7
31	Dec. 9	Quebec	2-4 L	11-15-5	71	Mar. 14	Detroit	2-2 T	30-33-8
32	Dec. 11	Winnipeg	8-6 W	12-15-5	72	Mar. 16	Edmonton	3-0 W	31-33-8
33	Dec. 15	@ Calgary	0-2 L	12-16-5	73	Mar. 18	NY Islanders	2-1 W	32-33-8
34	Dec. 16	Calgary	3-5 L	12-17-5	74	Mar. 20	@ New Jersey	1-3 L	32-34-8
35	Dec. 19	Minnesota	5-1 W	13-17-5	75	Mar. 22	@ Toronto	3-5 L	32-35-8
36	Dec. 21	@ Edmonton	2-1 W	14-17-5	76	Mar. 24	@ Buffalo	2-5 L	32-36-8
37	Dec. 23	Los Angeles	2-5 L	14-18-5	77	Mar. 26	@ Winnipeg	7-3 W	33-36-8
38	Dec. 26	Calgary	2-3 OT L	14-19-5	78	Mar. 29	Edmonton	2-5 L	33-37-8
39	Dec. 29	@ Los Angeles	6-3 W	15-19-5	79	Apr. 1	@ Los Angeles	4-6 L	33-38-8
40	Jan. 1	Montreal	0-4 L	15-20-5	80	Apr. 2	Los Angeles	4-5 L	33-39-8

1989.90 SEASON RECORD

SMYTHE DIVISION FINISH

5th (64 Points)

COACH

Bob McCammon

GM

Pat Quinn

CAPTAIN

Stan Smyl

SCORING

Player	GP	G	A	PTS	PIM	Player	GP	G	A	PTS	PIM	
Quinn	PIT 41	9	20	29	22	Penderson	16	2	7	9	10	
	VAN 37	16	18	34	27	Capuano	PIT 6	0	0	0	2	
Reinhart	67	17	40	57	30		VAN 27	3	5	8	10	
Linden	73	21	30	51	43	Smith	30	3	4	7	72	
Adams	65	30	20	50	18	Guy	30	2	5	7	32	
Bradley	67	19	29	48	65	Plavsic	STL 4	0	1	1	2	
Skriko	77	15	33	48	36		VAN 11	3	2	5	8	
Larionov	74	17	27	44	20	Stern	34	2	3	5	208	
Lidster	80	8	28	36	36	Snepsts	39	1	3	4	26	
Krutov	61	11	23	34	20	Coxe	25	1	4	5	66	
Tanti	41	14	18	32	50	McLean	63	0	3	3	6	
Lumme	MTL 54	1	19	20	41	Buskas	17	0	3	3	36	
	VAN 11	3	7	10	8	Murphy	12	1	1	2	0	
Sandlak	70	15	8	23	104	Stanley	23	1	1	2	27	
Bozek	58	14	9	23	32	Melnyk	67	0	2	2	91	
McBain	PIT 41	5	9	14	51	Lenardon	8	1	0	1	4	
	VAN 26	4	5	9	22	Hawkins	4	0	0	0	6	
	67	9	14	23	73	Mazur	5	0	0	0	4	
Butcher	80	6	14	20	205	Agnew	7	0	0	0	36	
Sutter	62	9	9	18	133	Weeks	21	0	0	0	0	
Smyl	47	1	15	16	71							
Nordmark	44	2	11	13	34	Goaltender	GPI	MIN	GA	SO	AVG	W-L-T
Benning	45	3	9	12	26	McLean	63	3,739	216	0	3.47	21-30-10
						Weeks	21	1,142	79	0	4.15	4-11-4

RESULTS

No	Date	Opponent	Score	Record	No	Date	Opponent	Score	Record
1	Oct. 5	Edmonton	1-4 L	0-1-0	41	Jan. 4	@ Pittsburgh	3-4 L	12-21-8
2	Oct. 7	Detroit	2-3 W	1-1-0	42	Jan. 5	@ Washington	5-2 W	13-21-8
3	Oct. 9	NY Islanders	2-5 L	1-2-0	43	Jan. 7	@ Montreal	3-5 L	13-22-8
4	Oct. 11	@ Edmonton	5-2 W	2-2-0	44	Jan. 10	Hartford	1-3 L	13-23-8
5	Oct. 13	Los Angeles	5-6 L	2-3-0	45	Jan. 12	St. Louis	2-5 L	13-24-8
6	Oct. 15	Boston	7-6 W	3-3-0	46	Jan. 13	Buffalo	3-5 L	13-25-8
7	Oct. 18	@ Toronto	3-4 L	3-4-0	47	Jan. 16	@ NY Islanders	0-3 L	13-26-8
8	Oct. 20	@ New Jersey	3-2 W	4-4-0	48	Jan. 18	@ Philadelphia	3-2 OT W	14-26-8
9	Oct. 21	@ NY Islanders	2-1 W	5-4-0	49	Jan. 19	@ Chicago	2-5 L	14-27-8
10	Oct. 23	@ NY Rangers	3-5 L	5-5-0	50	Jan. 23	Los Angeles	3-3 T	14-27-9
11	Oct. 27	@ Calgary	5-5 T	5-5-1	51	Jan. 26	Minnesota	3-6 L	14-28-9
12	Oct. 28	Calgary	4-3 W	6-5-1	52	Jan. 27	@ Edmonton	2-6 L	14-29-9
13	Oct. 31	New Jersey	4-3 W	7-5-1	53	Jan. 30	Calgary	2-7 L	14-30-9
14	Nov. 3	Winnipeg	2-4 L	7-6-1	54	Feb. 1	@ Calgary	3-4 OT L	14-31-9
15	Nov. 5	Pittsburgh	5-3 W	8-6-1	55	Feb. 2	@ Winnipeg	1-8 L	14-32-9
16	Nov. 8	@ Winnipeg	2-3 OT L	8-7-1	56	Feb. 4	New Jersey	4-2 W	15-32-9
17	Nov. 10	@ Buffalo	2-4 L	8-8-1	57	Feb. 6	Winnipeg	5-3 W	16-32-9
18	Nov. 11	@ Quebec	2-3 L	8-9-1	58	Feb. 9	@ Hartford	4-1 W	17-32-9
19	Nov. 14	Washington	4-4 T	8-9-2	59	Feb. 11	@ Boston	4-2 W	18-32-9
20	Nov. 16	Chicago	4-3 W	9-9-2	60	Feb. 13	@ Quebec	3-5 L	18-33-9
21	Nov. 19	Buffalo	2-2 T	9-9-3	61	Feb. 14	@ Montreal	1-10 L	18-34-9
22	Nov. 21	@ Edmonton	3-4 L	9-10-3	62	Feb. 16	Edmonton	2-2 T	18-34-10
23	Nov. 25	@ Los Angeles	4-7 L	9-11-3	63	Feb. 18	Boston	2-7 L	18-35-10
24	Nov. 26	Los Angeles	3-3 T	9-11-4	64	Feb. 20	Edmonton	2-4 L	18-36-10
25	Nov. 29	Toronto	2-3 OT L	9-12-4	65	Feb. 24	@ Los Angeles	6-4 W	19-36-10
26	Dec. 1	NY Rangers	3-4 L	9-13-4	66	Feb. 26	Toronto	5-2 W	20-36-10
27	Dec. 3	Minnesota	6-5 W	10-13-4	67	Feb. 28	Philadelphia	7-7 T	20-36-11
28	Dec. 6	@ Los Angeles	4-5 OT L	10-14-4	68	Mar. 3	@ Calgary	1-5 L	20-37-11
29	Dec. 9	@ St. Louis	4-6 L	10-15-4	69	Mar. 4	@ Edmonton	3-6 L	20-38-11
30	Dec. 10	@ Chicago	1-7 L	10-16-4	70	Mar. 9	Calgary	4-4 T	20-38-12
31	Dec. 12	@ Minnesota	4-2 W	11-16-4	71	Mar. 11	Pittsburgh	5-3 W	21-38-12
32	Dec. 13	@ Winnipeg	3-3 T	11-16-5	72	Mar. 13	Hartford	0-1 L	21-39-12
33	Dec. 15	Winnipeg	3-3 T	11-16-6	73	Mar. 15	@ St. Louis	6-5 OT W	22-39-12
34	Dec. 17	Quebec	2-2 T	11-16-7	74	Mar. 17	@ Washington	3-1 W	23-39-12
35	Dec. 19	Calgary	1-2 L	11-17-7	75	Mar. 18	@ NY Rangers	2-5 L	23-40-12
36	Dec. 20	@ Calgary	1-2 OT L	11-18-7	76	Mar. 20	@ Detroit	4-4 T	23-40-13
37	Dec. 23	@ Los Angeles	1-4 L	11-19-7	77	Mar. 23	@ Winnipeg	4-2 W	24-40-13
38	Dec. 27	Montreal	2-1 W	12-19-7	78	Mar. 25	Winnipeg	3-3 T	24-40-14
39	Dec. 31	Philadelphia	2-2 T	12-19-8	79	Mar. 27	Edmonton	1-4 L	24-41-14
40	Jan. 2	@ Detroit	1-4 L	12-20-8	80	Mar. 31	Los Angeles	6-3 W	25-41-14

CANUCKS

PLAYERS

IN THE SYSTEM

2017/18 REVIEW

OPPONENTS

HISTORY

ALL TIME RECORDS

PLAYOFFS

NHL

MEDIA SERVICES

1990-91 SEASON RECORD

SMYTHE DIVISION FINISH

4th (65 Points)

COACH

Bob McCammon, Pat Quinn

GM

Pat Quinn

CAPTAIN

Dan Quinn, Doug Lidster,
Trevor Linden

SCORING

Player	GP	G	A	PTS	PIM
Linden	80	33	37	70	65
Courtman	STL 66	27	30	57	56
	VAN 11	6	2	8	8
Quinn	64	18	31	49	46
Adams	55	21	24	45	10
Ronning	STL 48	14	18	32	10
	VAN 11	6	6	12	0
D. Capuano	61	13	31	44	42
Lidster	78	6	32	38	77
Momesso	STL 59	10	18	28	131
	VAN 11	6	2	8	43
Larionov	64	13	21	34	14
Botek	62	15	17	32	22
Kron	76	12	20	32	21
Lumme	80	5	27	32	59
Bradley	44	11	20	31	42
Kurvers	TOR 19	0	3	3	8
	VAN 32	4	23	27	20
Valk	59	10	11	21	67
Butcher	69	6	12	18	257
Mazur	36	11	7	18	14
Nedved	61	10	6	16	20
Smyl	45	2	12	14	87
Sandlak	59	7	6	13	125
Diduck	MTL 32	1	2	3	39
	VAN 31	3	7	10	66
Plavick	48	2	10	12	62
Skriko	20	4	4	8	8

Player	GP	G	A	PTS	PIM
Linden	45	7	1	8	296
Nordmark	45	2	6	8	63
Guy	39	1	6	7	39
Murphy	42	5	1	6	90
Dirk	STL 41	1	3	4	100
	VAN 11	1	0	1	20
McBain	13	0	5	5	32
Stern	31	2	3	5	171
Murzyn	CGY 19	0	2	2	30
	VAN 10	1	0	1	8
Gibson	14	0	3	3	20
Gamble	47	0	1	1	14
Agnew	20	0	0	0	81
Brown	1	0	0	0	7
Coxe	7	0	0	0	27
McKichan	1	0	0	0	0
Weeks	1	0	0	0	0
Antoski	2	0	0	0	20
J. Capuano	3	0	0	0	0
Mason	6	0	0	0	0
McLean	41	0	0	0	4

Goaltender	GPI	MIN	GA	SO	AVG	W-L-T
Gamble	47	2,433	140	1	3.45	16-16-6
McLean	41	1,969	131	0	3.99	10-22-3
Mason	6	353	29	0	4.93	2-4-0
McKichan	1	20	2	0	6.00	0-0-0
Weeks	1	59	6	0	6.10	0-1-0

RESULTS

No	Date	Opponent	Score	Record
1	Oct. 4	@ Calgary	2-3 OT L	0-1-0
2	Oct. 6	@ Los Angeles	6-3 W	1-1-0
3	Oct. 9	Los Angeles	2-6 L	1-2-0
4	Oct. 12	St. Louis	4-0 W	2-2-0
5	Oct. 14	Edmonton	5-4 OT W	3-2-0
6	Oct. 17	Boston	3-1 W	4-2-0
7	Oct. 19	@ Winnipeg	5-7 L	4-3-0
8	Oct. 21	@ Quebec	3-2 W	5-3-0
9	Oct. 23	@ Detroit	0-6 L	5-4-0
10	Oct. 25	@ Boston	2-4 L	5-5-0
11	Oct. 27	@ Hartford	4-2 W	6-5-0
12	Oct. 30	Washington	1-2 L	6-6-0
13	Nov. 1	New Jersey	2-1 W	7-6-0
14	Nov. 3	Winnipeg	3-5 L	7-7-0
15	Nov. 6	Detroit	6-3 W	8-7-0
16	Nov. 8	@ Toronto	5-3 W	9-7-0
17	Nov. 9	@ Buffalo	1-7 L	9-8-0
18	Nov. 11	@ Philadelphia	0-2 L	9-9-0
19	Nov. 14	@ Edmonton	3-5 L	9-10-0
20	Nov. 16	NY Islanders	3-2 W	10-10-0
21	Nov. 19	Calgary	4-6 L	10-11-0
22	Nov. 21	Chicago	4-1 W	11-11-0
23	Nov. 23	@ Minnesota	4-6 L	11-12-0
24	Nov. 24	@ St. Louis	3-3 T	11-12-1
25	Nov. 27	Minnesota	1-1 T	11-12-2
26	Nov. 29	Toronto	2-1 W	12-12-2
27	Dec. 2	@ Winnipeg	5-1 W	13-12-2
28	Dec. 4	@ NY Islanders	4-2 W	14-12-2
29	Dec. 5	@ New Jersey	4-9 L	14-13-2
30	Dec. 7	@ Pittsburgh	2-2 T	14-13-3
31	Dec. 10	Quebec	2-3 OT L	14-14-3
32	Dec. 12	@ Edmonton	4-5 L	14-15-3
33	Dec. 14	NY Rangers	3-5 L	14-16-3
34	Dec. 16	Calgary	2-5 L	14-17-3
35	Dec. 18	@ Calgary	3-2 W	15-17-3
36	Dec. 20	Edmonton	7-4 W	16-17-3
37	Dec. 22	Los Angeles	4-3 W	17-17-3
38	Dec. 23	@ Edmonton	3-4 L	17-18-3
39	Dec. 27	Montreal	5-7 L	17-19-3
40	Dec. 28	Edmonton	2-5 L	17-20-3

No	Date	Opponent	Score	Record
41	Dec. 31	@ Winnipeg	1-2 L	17-21-3
42	Jan. 2	@ Hartford	2-5 L	17-22-3
43	Jan. 3	@ Boston	3-8 L	17-23-3
44	Jan. 5	@ Minnesota	6-5 W	18-23-3
45	Jan. 8	Buffalo	3-3 T	18-23-4
46	Jan. 10	Hartford	4-5 L	18-24-4
47	Jan. 12	@ Los Angeles	2-6 L	18-25-4
48	Jan. 16	Winnipeg	1-2 L	18-26-4
49	Jan. 23	Edmonton	6-5 W	19-26-4
50	Jan. 25	Los Angeles	1-5 L	19-27-4
51	Jan. 26	@ Los Angeles	4-5 L	19-28-4
52	Jan. 28	Chicago	0-1 L	19-29-4
53	Jan. 30	@ Edmonton	4-9 L	19-30-4
54	Jan. 31	NY Rangers	3-3 T	19-30-5
55	Feb. 2	@ Los Angeles	1-9 L	19-31-5
56	Feb. 5	@ Washington	3-5 L	19-32-5
57	Feb. 7	@ Philadelphia	2-1 W	20-32-5
58	Feb. 8	@ NY Rangers	1-8 L	20-33-5
59	Feb. 10	@ New Jersey	0-2 L	20-34-5
60	Feb. 14	St. Louis	2-3 L	20-35-5
61	Feb. 16	Washington	4-2 W	21-35-5
62	Feb. 18	Quebec	3-3 T	21-35-6
63	Feb. 20	@ Winnipeg	5-5 T	21-35-7
64	Feb. 21	@ Calgary	4-6 L	21-36-7
65	Feb. 23	Detroit	5-2 W	22-36-7
66	Feb. 25	Calgary	4-2 W	23-36-7
67	Feb. 27	Pittsburgh	4-3 W	24-36-7
68	Mar. 1	Montreal	1-7 L	24-37-7
69	Mar. 3	@ Chicago	0-8 L	24-38-7
70	Mar. 5	@ Pittsburgh	1-4 L	24-39-7
71	Mar. 7	@ Toronto	3-3 T	24-39-8
72	Mar. 9	@ Montreal	2-4 L	24-40-8
73	Mar. 10	@ Buffalo	7-5 W	25-40-8
74	Mar. 13	Philadelphia	4-5 OT L	25-41-8
75	Mar. 16	NY Islanders	4-4 T	25-41-9
76	Mar. 17	Los Angeles	5-4 OT W	26-41-9
77	Mar. 20	Calgary	2-3 L	26-42-9
78	Mar. 22	Winnipeg	3-1 W	27-42-9
79	Mar. 26	@ Calgary	2-7 L	27-43-9
80	Mar. 28	Winnipeg	3-2 OT W	28-43-9

1991.92 SEASON RECORD

SMYTHE DIVISION FINISH

1st (96 Points)

COACH

Pat Quinn

GM

Pat Quinn

CAPTAIN

Trevor Linden

SCORING

Player	GP	G	A	PTS	PIM	Player	GP	G	A	PTS	PIM	
Linden	80	31	44	75	101	Murzyn	70	3	11	14	147	
Ronning	80	24	47	71	42	Odjick	65	4	6	10	348	
Larionov	72	21	44	65	54	Plavsic	16	1	9	10	14	
Bure	65	34	26	60	30	Dirk	72	2	7	9	126	
Adams	76	30	27	57	8	Gregg	21	1	4	5	24	
Courtnall	70	23	34	57	116	Kron	36	2	2	4	2	
Lumme	75	12	32	44	65	McLean	65	0	4	4	0	
Momesso	58	20	23	43	198	McBain	6	1	0	1	0	
Sandlak	66	16	24	40	176	Murphy	6	0	1	1	6	
Fergus	TOR 11	1	3	4	4	Bawa	2	0	0	0	0	
	VAN 44	14	20	34	17	Antoski	4	0	0	0	29	
Nedved	77	15	22	37	36	Mazur	5	0	0	0	2	
Lidster	66	6	23	29	39	Gamble	19	0	0	0	8	
Babych	75	5	24	29	63	Agnew	24	0	0	0	56	
Diduck	77	6	21	27	229							
Valk	65	8	17	25	56	Goaltender	GPI	MIN	GA	SO	AVG	W-L-T
Walter	67	6	11	17	49	McLean	65	3,852	176	5	2.74	38-17-9
						Gamble	19	1,009	73	0	4.34	4-9-3

RESULTS

No	Date	Opponent	Score	Record	No	Date	Opponent	Score	Record
1	Oct. 4	San Jose	4-3 W	1-0-0	41	Jan. 4	@ Minnesota	3-4 L	22-12-7
2	Oct. 5	@ San Jose	5-2 W	2-0-0	42	Jan. 7	San Jose	4-1 W	23-12-7
3	Oct. 8	@ Winnipeg	3-2 OT W	3-0-0	43	Jan. 12	Pittsburgh	3-4 L	23-13-7
4	Oct. 10	@ Chicago	6-7 L	3-1-0	44	Jan. 14	@ Winnipeg	4-2 W	24-13-7
5	Oct. 12	@ Toronto	2-1 W	4-1-0	45	Jan. 15	@ Edmonton	5-3 W	25-13-7
6	Oct. 13	@ Buffalo	3-1 W	5-1-0	46	Jan. 21	@ Quebec	5-3 W	26-13-7
7	Oct. 17	Boston	3-3 T	5-1-1	47	Jan. 23	@ Detroit	3-1 W	27-13-7
8	Oct. 19	Calgary	5-2 W	6-1-1	48	Jan. 25	@ St. Louis	1-0 OT W	28-13-7
9	Oct. 21	Toronto	4-1 W	7-1-1	49	Jan. 28	Edmonton	3-5 L	28-14-7
10	Oct. 24	Washington	3-1 W	8-1-1	50	Jan. 30	Chicago	4-1 W	29-14-7
11	Oct. 26	@ Edmonton	4-5 L	8-2-1	51	Feb. 1	Hartford	4-4 T	29-14-8
12	Oct. 27	Edmonton	3-6 L	8-3-1	52	Feb. 4	Montreal	5-3 W	30-14-8
13	Oct. 29	New Jersey	4-3 W	9-3-1	53	Feb. 6	NY Islanders	4-5 OT L	30-15-8
14	Nov. 1	St. Louis	2-3 L	9-4-1	54	Feb. 10	@ Montreal	3-8 L	30-16-8
15	Nov. 3	Edmonton	7-2 W	10-4-1	55	Feb. 12	@ NY Rangers	2-5 L	30-17-8
16	Nov. 5	Winnipeg	2-2 T	10-4-2	56	Feb. 13	@ New Jersey	3-5 L	30-18-8
17	Nov. 7	@ Los Angeles	4-3 W	11-4-2	57	Feb. 15	@ NY Islanders	1-3 L	30-19-8
18	Nov. 10	NY Islanders	6-0 W	12-4-2	58	Feb. 17	@ NY Rangers	3-3 T	30-19-9
19	Nov. 12	Los Angeles	8-2 W	13-4-2	59	Feb. 19	Buffalo	6-5 W	31-19-9
20	Nov. 14	@ Calgary	2-2 T	13-4-3	60	Feb. 21	@ San Jose	5-3 W	32-19-9
21	Nov. 16	San Jose	1-0 W	14-4-3	61	Feb. 23	Boston	2-1 OT W	33-19-9
22	Nov. 19	NY Rangers	3-4 L	14-5-3	62	Feb. 25	Los Angeles	3-4 L	33-20-9
23	Nov. 21	@ Calgary	2-3 L	14-6-3	63	Feb. 28	Winnipeg	5-3 W	34-20-9
24	Nov. 22	Calgary	6-5 OT W	15-6-3	64	Mar. 1	Calgary	11-0 W	35-20-9
25	Nov. 26	@ San Jose	1-4 L	15-7-3	65	Mar. 2	St. Louis	3-5 L	35-21-9
26	Nov. 29	Chicago	5-2 W	16-7-3	66	Mar. 5	@ Boston	2-2 T	35-21-10
27	Dec. 1	@ Edmonton	0-7 L	16-8-3	67	Mar. 7	@ Hartford	5-1 W	36-21-10
28	Dec. 3	@ Quebec	0-3 L	16-9-3	68	Mar. 8	@ Philadelphia	7-3 W	37-21-10
29	Dec. 4	@ Montreal	3-0 W	17-9-3	69	Mar. 12	New Jersey	2-1 W	38-21-10
30	Dec. 7	@ Toronto	3-6 L	17-10-3	70	Mar. 14	@ Calgary	6-4 W	39-21-10
31	Dec. 10	Edmonton	4-7 L	17-11-3	71	Mar. 18	Hartford	3-2 W	40-21-10
32	Dec. 12	Minnesota	7-5 W	18-11-3	72	Mar. 20	Winnipeg	2-2 T	40-21-11
33	Dec. 14	@ Los Angeles	4-4 T	18-11-4	73	Mar. 22	@ Winnipeg	1-5 L	40-22-11
34	Dec. 17	Detroit	2-1 W	19-11-4	74	Mar. 24	@ Minnesota	4-2 W	41-22-11
35	Dec. 19	Winnipeg	3-1 W	20-11-4	75	Mar. 26	@ Pittsburgh	3-7 L	41-23-11
36	Dec. 22	Quebec	6-6 T	20-11-5	76	Mar. 28	@ Detroit	1-3 L	41-24-11
37	Dec. 27	Philadelphia	1-1 T	20-11-6	77	Mar. 29	@ Washington	4-7 L	41-25-11
38	Dec. 28	@ San Jose	3-2 W	21-11-6	78	Apr. 12	Los Angeles	1-6 L	41-26-11
39	Dec. 31	@ Los Angeles	5-3 W	22-11-6	79	Apr. 14	@ Los Angeles	3-2 W	42-26-11
40	Jan. 3	@ Washington	3-3 T	22-11-7	80	Apr. 16	Calgary	4-4 T	42-26-12

CANUCKS

PLAYERS

IN THE SYSTEM

2017-18 REVIEW

OPPONENTS

HISTORY

ALL TIME RECORDS

PLAYOFFS

NHL

MEDIA SERVICES

1992.93 SEASON RECORD

SMYTHE DIVISION FINISH

1st (101 Points)

COACH

Pat Quinn

GM

Pat Quinn

CAPTAIN

Trevor Linden

SCORING

Player	GP	G	A	PTS	PIM
Bure	83	60	50	110	69
Ronning	79	29	56	85	30
Courtnall	84	31	46	77	167
Craven	HFD 67	25	42	67	20
	VAN 10	0	10	10	12
Linden	84	33	39	72	64
Nedved	84	38	33	71	96
Adams	53	25	31	56	14
Ward	70	22	30	52	82
Semenov	TB 13	2	3	5	4
	VAN 62	10	34	44	28
Lumme	74	8	36	44	55
Momesso	84	18	20	38	200
Sandlak	59	10	18	28	122
Plavsic	57	6	21	27	53
Slegr	41	4	22	26	109
Lidster	71	6	19	25	36
Diduck	80	6	14	20	171

Player	GP	G	A	PTS	PIM
Babych	43	3	16	19	44
Odjick	75	4	13	17	370
Murzyn	79	5	11	16	196
Fergus	36	5	9	14	20
Valk	48	6	7	13	77
Hunter	QUE 48	5	3	8	94
	VAN 26	0	4	4	99
Dirk	69	4	8	12	150
Walter	25	3	0	3	10
Whitmore	31	0	3	3	2
Morin	1	0	1	1	0
Ratushny	1	0	1	1	2
McLean	54	0	1	1	16
Antoski	2	0	0	0	0

Goaltender	GPI	MIN	GA	SO	AVG	W-L-T
Whitmore	31	1,817	94	1	3.10	18-8-4
McLean	54	3,261	184	3	3.39	28-21-5

RESULTS

No	Date	Opponent	Score	Record
1	Oct. 6	@ Edmonton	5-4 W	1-0-0
2	Oct. 10	Edmonton	5-2 W	2-0-0
3	Oct. 12	Winnipeg	8-1 W	3-0-0
4	Oct. 16	@ Winnipeg	6-2 W	4-0-0
5	Oct. 18	@ Chicago	1-3 L	4-1-0
6	Oct. 20	@ Pittsburgh	1-5 L	4-2-0
7	Oct. 22	@ Philadelphia	4-4 T	4-2-1
8	Oct. 25	Boston	3-5 L	4-3-1
9	Oct. 28	Washington	4-3 W	5-3-1
10	Oct. 30	Minnesota	2-3 L	5-4-1
11	Nov. 1	@ Calgary	3-5 L	5-5-1
12	Nov. 4	Calgary	5-5 T	5-5-2
13	Nov. 6	Ottawa	4-1 W	6-5-2
14	Nov. 8	Winnipeg	6-1 W	7-5-2
15	Nov. 10	San Jose	6-2 W	8-5-2
16	Nov. 12	@ Los Angeles	4-7 L	8-6-2
17	Nov. 14	@ San Jose	5-2 W	9-6-2
18	Nov. 16	Los Angeles	6-3 W	10-6-2
19	Nov. 18	@ Edmonton	2-4 L	10-7-2
20	Nov. 19	@ Calgary	3-4 L	10-8-2
21	Nov. 21	Edmonton	9-0 W	11-8-2
22	Nov. 23	Chicago	5-2 W	12-8-2
23	Nov. 25	@ Minnesota	4-2 W	13-8-2
24	Nov. 26	@ St. Louis	5-7 L	13-9-2
25	Nov. 28	@ Montreal	6-5 W	14-9-2
26	Dec. 3	Edmonton	4-1 W	15-9-2
27	Dec. 7	St. Louis	4-3 W	16-9-2
28	Dec. 9	San Jose	8-3 W	17-9-2
29	Dec. 13	Quebec	3-3 T	17-9-3
30	Dec. 16	@ Edmonton	2-4 L	17-10-3
31	Dec. 18	San Jose	8-1 W	18-10-3
32	Dec. 19	@ San Jose	6-3 W	19-10-3
33	Dec. 22	@ Los Angeles	6-2 W	20-10-3
34	Dec. 27	Montreal	5-2 W	21-10-3
35	Dec. 29	San Jose	7-5 W	22-10-3
36	Dec. 31	Los Angeles	4-0 W	23-10-3
37	Jan. 2	@ San Jose	2-2 T	23-10-4
38	Jan. 4	Tampa Bay	7-0 W	24-10-4
39	Jan. 6	@ Toronto	5-2 W	25-10-4
40	Jan. 8	@ Detroit	3-6 L	25-11-4
41	Jan. 9	@ NY Islanders	5-4 W	26-11-4
42	Jan. 11	@ NY Rangers	3-3 T	26-11-5

No	Date	Opponent	Score	Record
43	Jan. 12	@ New Jersey	2-3 L	26-12-5
44	Jan. 15	Buffalo	4-1 W	27-12-5
45	Jan. 16	Hartford	8-3 W	28-12-5
46	Jan. 19	Pittsburgh	2-5 L	28-13-5
47	Jan. 21	@ Los Angeles	5-4 W	29-13-5
48	Jan. 23	@ Minnesota	3-3 T	29-13-6
49	Jan. 24	@ Chicago	2-6 L	29-14-6
50	Jan. 27	Chicago	4-4 T	29-14-7
51	Jan. 30	Detroit	4-4 T	29-14-8
52	Feb. 1	Minnesota	4-5 L	29-15-8
53	Feb. 3	Tampa Bay	4-2 W	30-15-8
54	Feb. 9	@ Quebec	5-1 W	31-15-8
55	Feb. 11	@ Toronto	2-5 L	31-16-8
56	Feb. 12	@ Buffalo	3-1 W	32-16-8
57	Feb. 15	@ Los Angeles	0-3 L	32-17-8
58	Feb. 18	Philadelphia	2-3 L	32-18-8
59	Feb. 20	Winnipeg	4-2 W	33-18-8
60	Feb. 22	Toronto	1-8 L	33-19-8
61	Feb. 24	NY Rangers	5-4 W	34-19-8
62	Feb. 26	@ Winnipeg	7-4 W	35-19-8
63	Mar. 1	@ Buffalo	5-2 W	36-19-8
64	Mar. 2	@ Washington	3-3 T	36-19-9
65	Mar. 4	@ Boston	3-4 L	36-20-9
66	Mar. 6	@ Hartford	1-5 L	36-21-9
67	Mar. 9	New Jersey	7-2 W	37-21-9
68	Mar. 11	Minnesota	3-4 L	37-22-9
69	Mar. 12	@ Winnipeg	3-2 W	38-22-9
70	Mar. 14	@ Calgary	2-3 L	38-23-9
71	Mar. 18	Winnipeg	2-5 L	38-24-9
72	Mar. 20	NY Islanders	2-7 L	38-25-9
73	Mar. 22	St. Louis	1-3 L	38-26-9
74	Mar. 24	Los Angeles	6-2 W	39-26-9
75	Mar. 26	Calgary	1-3 L	39-27-9
76	Mar. 30	@ St. Louis	6-3 W	40-27-9
77	Apr. 1	@ Tampa Bay	5-3 W	41-27-9
78	Apr. 3	@ Detroit	1-5 L	41-28-9
79	Apr. 4	@ Ottawa	3-0 W	42-28-9
80	Apr. 7	Edmonton	5-4 OT W	43-28-9
81	Apr. 9	@ Calgary	1-8 L	43-29-9
82	Apr. 11	Calgary	6-3 W	44-29-9
83	Apr. 13	Los Angeles	7-4 W	45-29-9
84	Apr. 15	@ Los Angeles	8-6 W	46-29-9

1993.94 SEASON RECORD

PACIFIC DIVISION FINISH

2nd (85 Points)

COACH

Pat Quinn

GM

Pat Quinn

CAPTAIN

Trevor Linden

SCORING

Player	GP	G	A	PTS	PIM
Bure	76	60	47	107	86
G. Courtnall	82	26	44	70	123
Ronning	76	25	43	68	42
Brown	STL 63	13	47	60	46
	VAN 11	1	5	6	10
Linden	84	32	29	61	73
Craven	78	15	40	55	30
Lumme	83	13	42	55	50
Slego	78	5	33	38	86
Adams	68	13	24	37	20
Babych	73	4	28	32	52
Odjick	76	16	13	29	271
Gelinas	QUE 31	6	6	12	8
	VAN 33	8	8	16	26
Carson	LA 25	4	7	11	2
	VAN 34	7	10	17	22
Momesso	68	14	13	27	149
Murzyn	80	6	14	20	109
Glynn	OTT 48	2	13	15	53
	VAN 16	0	0	0	12
Charbonneau	30	7	7	14	49

Player	GP	G	A	PTS	PIM
Hedican	STL 38	2	3	5	14
	VAN 8	0	1	1	0
Diduck	55	1	10	11	72
Plavsic	47	1	9	10	6
McIntyre	62	3	6	9	38
Lafayette	STL 38	2	3	5	14
	VAN 11	1	1	2	4
Hunter	56	3	4	7	171
Ward	33	6	1	7	37
Jackson	12	5	1	6	9
Kesa	19	2	4	6	18
Namestnikov	17	0	5	5	10
Dirk	65	2	3	5	105
Eisenhut	13	1	3	4	21
McLean	52	0	4	4	2
Antoski	55	1	2	3	190
Morin	5	1	1	2	6
Whitmore	32	0	0	0	6
Peca	4	0	0	0	2

Goaltender	GPI	MIN	GA	SO	AVG	W-L-T
McLean	52	3,128	156	3	2.99	23-26-3
Whitmore	32	1,921	113	0	3.53	18-14-0

RESULTS

No	Date	Opponent	Score	Record
1	Oct. 6	@ Los Angeles	5-2 W	1-0-0
2	Oct. 9	Calgary	1-5 L	1-1-0
3	Oct. 11	Edmonton	4-1 W	2-1-0
4	Oct. 16	@ Edmonton	3-2 W	3-1-0
5	Oct. 19	Boston	4-4 W	4-1-0
6	Oct. 21	@ Calgary	6-3 W	5-1-0
7	Oct. 23	@ San Jose	6-4 W	6-1-0
8	Oct. 24	San Jose	3-2 OT W	7-1-0
9	Oct. 27	Washington	2-4 L	7-2-0
10	Oct. 30	Buffalo	3-6 L	7-3-0
11	Nov. 2	@ NY Islanders	2-1 W	8-3-0
12	Nov. 3	@ NY Rangers	3-6 L	8-4-0
13	Nov. 5	@ Washington	2-3 L	8-5-0
14	Nov. 7	@ Philadelphia	5-2 W	9-5-0
15	Nov. 10	Los Angeles	4-0 W	10-5-0
16	Nov. 13	@ Calgary	3-4 L	10-6-0
17	Nov. 14	Anaheim	3-2 W	11-6-0
18	Nov. 16	St. Louis	3-0 W	12-6-0
19	Nov. 19	Anaheim	3-6 L	12-7-0
20	Nov. 22	Toronto	2-5 L	12-8-0
21	Nov. 24	Detroit	4-5 OT L	12-9-0
22	Nov. 26	@ Winnipeg	5-3 W	13-9-0
23	Nov. 27	@ Edmonton	1-2 L	13-10-0
24	Nov. 29	Chicago	2-1 W	14-10-0
25	Dec. 2	Philadelphia	3-6 L	14-11-0
26	Dec. 4	@ Quebec	1-3 L	14-12-0
27	Dec. 6	@ Montreal	3-4 OT L	14-13-0
28	Dec. 8	@ Hartford	4-1 W	15-13-0
29	Dec. 9	@ Boston	3-2 OT W	16-13-0
30	Dec. 14	@ Calgary	4-8 L	16-14-0
31	Dec. 15	@ Edmonton	2-7 L	16-15-0
32	Dec. 17	Winnipeg	6-1 W	17-15-0
33	Dec. 19	Dallas	1-3 L	17-16-0
34	Dec. 21	Edmonton	6-3 W	18-16-0
35	Dec. 23	Calgary (@ Sask.)	4-3 W	19-16-0
36	Dec. 28	@ Los Angeles	5-6 L	19-17-0
37	Dec. 31	San Jose	2-3 L	19-18-0
38	Jan. 2	Montreal	2-3 L	19-19-0
39	Jan. 5	@ Ottawa	7-2 W	20-19-0
40	Jan. 8	@ Toronto	3-6 L	20-20-0
41	Jan. 9	@ Buffalo	3-5 L	20-21-0
42	Jan. 12	Quebec	4-3 W	21-21-0

No	Date	Opponent	Score	Record
43	Jan. 14	Ottawa	2-2 T	21-21-1
44	Jan. 16	@ Anaheim	4-3 W	22-21-1
45	Jan. 19	Calgary	3-4 L	22-22-1
46	Jan. 24	@ Edmonton	5-4 OT W	23-22-1
47	Jan. 25	St. Louis	3-3 T	23-22-2
48	Jan. 27	Dallas	2-3 L	23-23-2
49	Jan. 29	New Jersey	6-3 W	24-23-2
50	Jan. 31	Los Angeles	3-1 W	25-23-2
51	Feb. 2	Chicago	6-4 W	26-23-2
52	Feb. 4	@ Anaheim	0-3 L	26-24-2
53	Feb. 6	Hartford	2-4 L	26-25-2
54	Feb. 8	@ Detroit	6-3 W	27-25-2
55	Feb. 10	@ New Jersey	3-7 L	27-26-2
56	Feb. 12	@ Tampa Bay	3-2 W	28-26-2
57	Feb. 13	@ Florida	1-2 L	28-27-2
58	Feb. 15	@ St. Louis	2-3 L	28-28-2
59	Feb. 17	@ Chicago	4-2 W	29-28-2
60	Feb. 22	Calgary	4-4 T	29-28-3
61	Feb. 26	Tampa Bay	3-1 W	30-28-3
62	Mar. 1	Edmonton	4-7 L	30-29-3
63	Mar. 3	@ St. Louis	4-0 W	31-29-3
64	Mar. 4	@ Dallas	4-1 W	32-29-3
65	Mar. 7	Florida	1-2 L	32-30-3
66	Mar. 9	NY Islanders	5-4 W	33-30-3
67	Mar. 11	@ Winnipeg	8-4 W	34-30-3
68	Mar. 13	@ Chicago	2-5 L	34-31-3
69	Mar. 15	@ Detroit	2-5 L	34-32-3
70	Mar. 16	@ Toronto	4-1 W	35-32-3
71	Mar. 19	@ Pittsburgh	4-5 L	35-33-3
72	Mar. 20	@ Dallas	1-2 OT L	35-34-3
73	Mar. 23	@ Los Angeles	6-3 W	36-34-3
74	Mar. 25	NY Rangers	2-5 L	36-35-3
75	Mar. 27	Los Angeles	4-3 W	37-35-3
76	Mar. 28	Toronto	3-2 OT W	38-35-3
77	Mar. 30	Pittsburgh	1-3 L	38-36-3
78	Apr. 1	Winnipeg	5-1 W	39-36-3
79	Apr. 2	San Jose	4-7 L	39-37-3
80	Apr. 5	Detroit	3-8 L	39-38-3
81	Apr. 7	San Jose	3-2 W	40-38-3
82	Apr. 9	Anaheim	1-3 L	40-39-3
83	Apr. 10	@ San Jose	1-3 L	40-40-3
84	Apr. 13	@ Anaheim	2-1 W	41-40-3

CANUCKS PLAYERS IN THE SYSTEM 2017/18 REVIEW OPPONENTS HISTORY ALL TIME RECORDS PLAYOFFS NHL MEDIA SERVICES

1994.95 SEASON RECORD

PACIFIC DIVISION FINISH

2nd (48 Points)

COACH

Rick Ley

GM

Pat Quinn

CAPTAIN

Trevor Linden

SCORING

Player	GP	G	A	PTS	PIM
Bure	44	20	23	43	47
Linden	48	18	22	40	40
R. Courtnall	DAL 32	7	10	17	13
	VAN 13	4	14	18	4
G. Courtnall	45	16	18	34	81
Beranek	PHI 14	5	5	10	2
	VAN 37	8	13	21	28
Brown	33	8	23	31	16
Momesso	48	10	15	25	65
Ronning	41	6	19	25	27
Gelinas	46	13	10	23	36
Oksiuta	EDM 26	11	2	13	6
	VAN 12	5	2	7	2
Ruuttu	CHI 20	2	5	7	6
	VAN 25	5	6	11	23
Lumme	36	5	12	17	26
Adams	31	5	10	15	12
Babych	40	3	11	14	18
Hedican	45	2	11	13	34
Peca	33	6	6	12	30
Odjick	23	4	5	9	109
Lafayette	27	4	4	8	2

Player	GP	G	A	PTS	PIM
Murzyn	40	0	8	8	129
Slego	19	1	5	6	32
Hunter	34	3	2	5	120
Diduck	22	1	3	4	15
McIntyre	28	0	4	4	37
Cullimore	34	1	2	3	39
Namestnikov	16	0	3	3	4
Leeman	10	2	0	2	0
Aucoin	1	1	0	1	0
Charbonneau	3	1	0	1	0
Jackson	3	1	0	1	4
Plavsic	3	0	1	1	4
Whitmore	11	0	1	1	7
Walker	11	0	1	1	33
McLean	40	0	1	1	4
Antonski	7	0	0	0	46
Wotton	1	0	0	0	0
Stojanov	4	0	0	0	13

Goaltender	GPI	MIN	GA	SO	AVG	W-L-T
McLean	40	2,374	109	1	2.75	18-12-10
Whitmore	11	558	37	0	3.98	0-6-2

RESULTS

No	Date	Opponent	Score	Record
1	Jan. 20	Dallas	1-1 T	0-0-1
2	Jan. 21	St. Louis	1-7 L	0-1-1
3	Jan. 24	@ Detroit	3-6 L	0-2-1
4	Jan. 25	@ Toronto	2-6 L	0-3-1
5	Jan. 28	@ St. Louis	3-1 W	1-3-1
6	Feb. 1	Toronto	4-4 T	1-3-2
7	Feb. 5	Chicago	4-9 L	1-4-2
8	Feb. 7	Edmonton	4-4 T	1-4-3
9	Feb. 9	Winnipeg	5-1 W	2-4-3
10	Feb. 11	San Jose	1-1 T	2-4-4
11	Feb. 15	@ San Jose	1-3 L	2-5-4
12	Feb. 17	@ Anaheim	2-2 T	2-5-5
13	Feb. 18	@ Los Angeles	6-2 W	3-5-5
14	Feb. 20	Los Angeles	8-2 W	4-5-5
15	Feb. 22	Winnipeg	1-4 L	4-6-5
16	Feb. 24	@ Dallas	3-3 T	4-6-6
17	Feb. 26	@ San Jose	5-1 W	5-6-6
18	Feb. 28	San Jose	3-4 L	5-7-6
19	Mar. 2	@ Calgary	2-2 T	5-7-7
20	Mar. 4	@ Los Angeles	5-4 W	6-7-7
21	Mar. 6	Detroit	2-5 L	6-8-7
22	Mar. 11	Anaheim	5-3 W	7-8-7
23	Mar. 12	@ Edmonton	5-2 W	8-8-7
24	Mar. 14	@ Winnipeg	3-3 T	8-8-8

No	Date	Opponent	Score	Record
25	Mar. 16	@ Chicago	2-9 L	8-9-8
26	Mar. 17	@ Detroit	1-3 L	8-10-8
27	Mar. 21	Toronto	3-1 W	9-10-8
28	Mar. 23	Chicago	1-3 L	9-11-8
29	Mar. 25	Detroit	1-2 L	9-12-8
30	Mar. 26	@ Calgary	0-2 L	9-13-8
31	Mar. 29	Los Angeles	5-2 W	10-13-8
32	Mar. 31	Anaheim	6-1 W	11-13-8
33	Apr. 1	@ Edmonton	5-1 W	12-13-8
34	Apr. 4	Dallas	2-2 T	12-13-9
35	Apr. 7	@ Winnipeg	4-7 L	12-14-9
36	Apr. 8	@ Calgary	4-2 W	13-14-9
37	Apr. 11	Anaheim	5-0 W	14-14-9
38	Apr. 13	Edmonton	4-6 L	14-15-9
39	Apr. 15	@ Anaheim	3-1 W	15-15-9
40	Apr. 17	@ Dallas	2-2 T	15-15-10
41	Apr. 18	@ St. Louis	1-4 L	15-16-10
42	Apr. 20	Calgary	2-2 T	15-16-11
43	Apr. 22	Edmonton	6-1 W	16-16-11
44	Apr. 25	@ Chicago	3-4 OT L	16-17-11
45	Apr. 26	@ Toronto	2-5 L	16-18-11
46	Apr. 28	St. Louis	3-1 W	17-18-11
47	Apr. 30	Calgary	6-4 W	18-18-11
48	May 3	@ San Jose	3-3 T	18-18-12

1995.96 SEASON RECORD

PACIFIC DIVISION FINISH

Tied 2nd (79 Points)

COACH

Rick Ley, Pat Quinn

GM

Pat Quinn

CAPTAIN

Trevor Linden

SCORING

Player	GP	G	A	PTS	PIM	Player	GP	G	A	PTS	PIM
Mogilny	79	55	52	107	16	Brown	28	1	16	17	18
Linden	82	33	47	80	42	Auccin	49	4	14	18	34
Ronning	79	22	45	67	42	Bure	15	6	7	13	8
Cornthall	81	26	39	65	40	Walker	63	4	8	12	137
Gelinas	81	30	26	56	59	Murzyn	69	2	10	12	130
Naslund	PIT 66	19	33	52	36	Kucera	HAR 30	2	6	8	10
	VAN 10	3	0	3	6		VAN 24	1	0	1	10
Lumme	80	17	37	54	50	Odjick	55	3	4	7	181
Olksita	56	16	23	39	42	Sandlak	33	4	2	6	6
Tikkanen	STL 11	1	4	5	18	Loney	12	2	3	5	6
	NJ 9	0	2	2	4	Kocur	NYR 38	1	2	3	49
	VAN 38	13	24	37	14		VAN 7	0	1	1	19
Belanger	FLA 63	17	21	38	10	Hunter	60	2	0	2	122
	VAN 9	3	0	3	4	Cullimore	27	1	1	2	21
Sillinger	ANA 62	13	21	34	32	Malkoc	41	0	2	2	136
	VAN 12	1	3	4	6	Hirsch	41	0	2	2	2
Hedican	77	6	23	29	83	McLean	45	0	2	2	6
Babych	53	3	21	24	38	Bohonos	3	0	1	1	0
Rohlin	56	6	16	22	32	Courville	3	1	0	1	0
Ridley	37	6	15	21	29	Stojanov	58	0	1	1	123
Beranek	61	6	14	20	60						
Dowd	NJ 28	4	9	13	17						
	VAN 38	1	6	7	6						

Goaltender	GPI	MIN	GA	SO	AVG	W-L-T
Hirsch	41	2,338	114	1	2.93	17-14-6
McLean	45	2,645	156	2	3.54	15-21-9

RESULTS

No	Date	Opponent	Score	Record	No	Date	Opponent	Score	Record
1	Oct. 9	Detroit	3-5 L	0-1-0	42	Jan. 13	@ Toronto	5-2 W	15-16-11
2	Oct. 12	@ Los Angeles	7-7 T	0-1-1	43	Jan. 15	@ Boston	6-0 W	16-16-11
3	Oct. 14	@ San Jose	7-6 W	1-1-1	44	Jan. 16	@ Hartford	0-3 L	16-17-11
4	Oct. 15	Los Angeles	3-3 T	1-1-2	45	Jan. 22	Dallas	4-6 L	16-18-11
5	Oct. 18	@ Anaheim	5-1 W	2-1-2	46	Jan. 24	Anaheim	1-2 L	16-19-11
6	Oct. 21	@ Edmonton	4-6 L	2-2-2	47	Jan. 25	@ Colorado	2-2 T	16-19-12
7	Oct. 24	@ NY Rangers	2-5 L	2-3-2	48	Jan. 27	NY Islanders	6-3 W	17-19-12
8	Oct. 25	@ New Jersey	4-2 W	3-3-2	49	Jan. 30	New Jersey	2-3 OT L	17-20-12
9	Oct. 28	Winnipeg	1-4 L	3-4-2	50	Feb. 1	@ St. Louis	2-2 T	17-20-13
10	Oct. 30	San Jose	4-3 W	4-4-2	51	Feb. 2	@ Dallas	5-4 W	18-20-13
11	Nov. 1	Edmonton	3-3 T	4-4-3	52	Feb. 4	@ Winnipeg	4-2 W	19-20-13
12	Nov. 3	Toronto	4-4 T	4-4-4	53	Feb. 7	Hartford	3-5 L	19-21-13
13	Nov. 4	@ Calgary	4-4 T	4-4-5	54	Feb. 9	@ Edmonton	3-2 OT W	20-21-13
14	Nov. 7	@ NY Islanders	5-2 W	5-4-5	55	Feb. 10	Washington	4-4 T	20-21-14
15	Nov. 9	@ Chicago	2-5 L	5-5-5	56	Feb. 13	Winnipeg	5-4 W	21-21-14
16	Nov. 11	Colorado	4-8 L	5-6-5	57	Feb. 15	Anaheim	5-3 W	22-21-14
17	Nov. 12	Montreal	2-4 L	5-7-5	58	Feb. 17	Boston	1-4 L	22-22-14
18	Nov. 16	@ Florida	2-2 T	5-7-6	59	Feb. 19	@ Detroit	3-4 L	22-23-14
19	Nov. 18	@ Tampa Bay	4-5 OT L	5-8-6	60	Feb. 20	@ Winnipeg	5-3 W	23-23-14
20	Nov. 19	@ Philadelphia	2-3 OT L	5-9-6	61	Feb. 23	San Jose	3-1 W	24-23-14
21	Nov. 22	@ Dallas	3-4 L	5-10-6	62	Feb. 27	Pittsburgh	4-7 L	24-24-14
22	Nov. 23	@ St. Louis	3-2 W	6-10-6	63	Feb. 29	St. Louis	2-2 T	24-24-15
23	Nov. 25	@ San Jose	2-7 L	6-11-6	64	Mar. 2	@ Detroit	3-2 W	25-24-15
24	Nov. 29	Chicago	2-2 T	6-11-7	65	Mar. 3	@ Buffalo	3-0 W	26-24-15
25	Dec. 1	San Jose	7-2 W	7-11-7	66	Mar. 6	Buffalo	5-2 W	27-24-15
26	Dec. 5	Edmonton	6-2 W	8-11-7	67	Mar. 9	Colorado	5-7 L	27-25-15
27	Dec. 8	St. Louis	3-6 L	8-12-7	68	Mar. 12	@ Washington	0-9 L	27-26-15
28	Dec. 9	@ Calgary	4-3 W	9-12-7	69	Mar. 14	@ Chicago	1-5 L	27-27-15
29	Dec. 13	@ Edmonton	2-2 T	9-12-8	70	Mar. 15	@ Ottawa	0-2 L	27-28-15
30	Dec. 17	Ottawa	4-1 W	10-12-8	71	Mar. 17	@ Toronto	2-4 L	27-29-15
31	Dec. 18	@ Colorado	4-2 W	11-12-8	72	Mar. 19	Colorado	3-4 L	27-30-15
32	Dec. 20	@ Los Angeles	2-2 T	11-12-9	73	Mar. 22	Dallas	5-2 W	28-30-15
33	Dec. 22	@ Anaheim	6-2 W	12-12-9	74	Mar. 23	Calgary	0-4 L	28-31-15
34	Dec. 23	Detroit	0-1 L	12-13-9	75	Mar. 25	Los Angeles	4-1 W	29-30-15
35	Dec. 26	Calgary	2-4 L	12-14-9	76	Mar. 27	Toronto	2-6 L	29-32-15
36	Dec. 28	NY Rangers	2-3 L	12-15-9	77	Mar. 29	Chicago	4-2 W	30-32-15
37	Dec. 31	Philadelphia	5-5 T	12-15-10	78	Apr. 1	Edmonton	2-6 L	30-33-15
38	Jan. 3	Florida	7-2 W	13-15-10	79	Apr. 3	@ Calgary	3-4 L	30-34-15
39	Jan. 6	Tampa Bay	9-2 W	14-15-10	80	Apr. 6	@ Los Angeles	4-2 W	31-34-15
40	Jan. 8	@ Pittsburgh	5-8 L	14-16-10	81	Apr. 8	@ Anaheim	0-2 L	31-35-15
41	Jan. 10	@ Montreal	2-2 T	14-16-11	82	Apr. 13	Calgary	5-0 W	32-35-15

1996-97 SEASON RECORD

PACIFIC DIVISION FINISH

4th (77 Points)

COACH

Tom Renney

GM

Pat Quinn

CAPTAIN

Trevor Linden

SCORING

Player	GP	G	A	PTS	PIM
Mogilny	76	31	42	73	18
Gelinas	74	35	33	68	42
Bure	63	23	32	55	40
Ridley	75	20	32	52	42
Naslund	78	21	20	41	30
Linden	49	9	31	40	27
Sillinger	78	17	20	37	25
Lumme	66	11	24	35	32
Noonan	STL 13	2	5	7	0
	NVR 44	6	9	15	28
	VAN 16	4	8	12	6
Courtnall	47	9	19	28	24
Roberts	58	10	17	27	51
Babych	78	5	22	27	38
Tikkanen	62	12	15	27	66
Nemchinov	NVR 63	6	13	19	12
	VAN 6	2	3	5	4
Bohonos	36	11	11	22	10
Aucoin	70	5	16	21	63
Hedican	67	4	15	19	51
Walker	64	3	15	18	132

Player	GP	G	A	PTS	PIM
Staios	BOS 54	3	8	11	71
	VAN 9	0	6	6	20
Joseph	63	3	13	16	62
Brashear	MTL 10	0	0	0	38
	VAN 59	8	5	13	207
Odjick	70	5	8	13	371
Rohlin	40	2	8	10	8
Wotton	36	3	6	9	19
Murzyn	61	1	7	8	118
Semak	18	2	1	3	2
Crowder	30	1	2	3	52
Courville	19	0	2	2	11
McLean	44	0	2	2	2
Hirsch	39	0	1	1	6
Cullimore	3	0	0	0	2
Namestnikov	2	0	0	0	4
Fountain	6	0	0	0	0
Kucera	2	0	0	0	0

Goaltender	GPI	MIN	GA	SO	AVG	W-L-T
McLean	44	2,581	138	0	3.21	21-18-3
Hirsch	39	2,127	116	2	3.27	12-20-4
Fountain	6	245	14	1	3.43	2-2-0

RESULTS

No	Date	Opponent	Score	Record
1	Oct. 5	Calgary	3-1 W	1-0-0
2	Oct. 6	@ Edmonton	0-2 L	1-1-0
3	Oct. 9	Buffalo	1-2 L	1-2-0
4	Oct. 12	St. Louis	5-3 W	2-2-0
5	Oct. 14	Boston	4-5 OT L	2-3-0
6	Oct. 17	@ Dallas	6-1 W	3-3-0
7	Oct. 19	@ Colorado	2-9 L	3-4-0
8	Oct. 23	Colorado	1-4 L	3-5-0
9	Oct. 26	Pittsburgh	2-1 W	4-5-0
10	Oct. 30	@ Anaheim	6-3 W	5-5-0
11	Nov. 1	@ Edmonton	5-4 OT W	6-5-0
12	Nov. 2	Calgary	4-3 W	7-5-0
13	Nov. 8	St. Louis	2-4 L	7-6-0
14	Nov. 11	@ NY Rangers	3-2 W	8-6-0
15	Nov. 13	@ NY Islanders	4-5 OT L	8-7-0
16	Nov. 14	@ New Jersey	3-0 W	9-7-0
17	Nov. 16	@ Montreal	1-6 L	9-8-0
18	Nov. 19	Dallas	2-0 W	10-8-0
19	Nov. 21	Chicago	2-1 OT W	11-8-0
20	Nov. 23	NY Rangers	5-3 W	12-8-0
21	Nov. 26	@ Toronto	2-3 L	12-9-0
22	Nov. 27	@ Hartford	6-2 W	13-9-0
23	Nov. 29	@ Boston	3-7 L	13-10-0
24	Dec. 1	@ Philadelphia	3-4 L	13-11-0
25	Dec. 3	@ Detroit	2-2 T	13-11-1
26	Dec. 4	@ Buffalo	7-6 OT W	14-11-1
27	Dec. 7	Ottawa	2-3 L	14-12-1
28	Dec. 11	Colorado	1-6 L	14-13-1
29	Dec. 13	@ Dallas	1-2 L	14-14-1
30	Dec. 15	@ St. Louis	8-0 W	15-14-1
31	Dec. 18	New Jersey	1-2 L	15-15-1
32	Dec. 20	Detroit	3-2 W	16-15-1
33	Dec. 23	Edmonton	0-7 L	16-16-1
34	Dec. 26	@ San Jose	1-6 L	16-17-1
35	Dec. 27	@ Phoenix	4-7 L	16-18-1
36	Dec. 31	Philadelphia	3-5 L	16-19-1
37	Jan. 2	Los Angeles	4-3 W	17-19-1
38	Jan. 4	Toronto	7-3 W	18-19-1
39	Jan. 6	@ Anaheim	5-1 W	19-19-1
40	Jan. 7	@ Los Angeles	2-6 L	19-20-1
41	Jan. 10	Hartford	5-3 W	20-20-1

No	Date	Opponent	Score	Record
42	Jan. 12	Anaheim	2-3 L	20-21-1
43	Jan. 14	Florida	4-4 T	20-21-2
44	Jan. 20*	San Jose	6-1 W	21-21-2
45	Jan. 22	@ Chicago	4-3 OT W	22-21-2
46	Jan. 23	@ St. Louis	3-4 L	22-22-2
47	Jan. 25	@ Phoenix	0-4 L	22-23-2
48	Jan. 27	San Jose	5-2 W	23-23-2
49	Jan. 30	NY Islanders	2-1 OT W	24-23-2
50	Feb. 1	@ Calgary	0-3 L	24-24-2
51	Feb. 3	@ Ottawa	4-6 L	24-25-2
52	Feb. 4	@ Pittsburgh	4-6 L	24-26-2
53	Feb. 6	@ Detroit	7-4 W	25-26-2
54	Feb. 8	@ Toronto	2-3 L	25-27-2
55	Feb. 11	Washington	2-5 L	25-28-2
56	Feb. 15	Anaheim	4-2 W	26-28-2
57	Feb. 18	Toronto	5-6 L	26-29-2
58	Feb. 20	@ San Jose	6-1 W	27-29-2
59	Feb. 22	@ Los Angeles	0-4 L	27-30-2
60	Feb. 23	@ Anaheim	2-5 L	27-31-2
61	Feb. 25	Montreal	2-4 L	27-32-2
62	Feb. 27	Phoenix	6-2 W	28-32-2
63	Mar. 1	Los Angeles	0-3 L	28-33-2
64	Mar. 3	@ Colorado	1-5 L	28-34-2
65	Mar. 5	Chicago	1-1 T	28-34-3
66	Mar. 8	Detroit	3-5 L	28-35-3
67	Mar. 10	@ Chicago	2-2 T	28-35-4
68	Mar. 11	@ Washington	1-4 L	28-36-4
69	Mar. 13	@ Florida	4-5 L	28-37-4
70	Mar. 15	@ Tampa Bay	5-2 W	29-37-4
71	Mar. 18	@ Colorado	2-4 L	29-38-4
72	Mar. 20	San Jose	1-2 L	29-39-4
73	Mar. 22	Tampa Bay	3-2 W	30-39-4
74	Mar. 24	Los Angeles	2-2 T	30-39-5
75	Mar. 26	Anaheim	5-3 W	31-39-5
76	Mar. 29	@ Calgary	5-2 W	32-39-5
77	Mar. 30	Dallas	2-3 L	32-40-5
78	Apr. 4	Calgary	3-3 T	32-40-6
79	Apr. 5	@ Edmonton	2-2 T	32-40-7
80	Apr. 7	@ San Jose	3-2 W	33-40-7
81	Apr. 9	Phoenix	6-4 W	34-40-7
82	Apr. 12	Edmonton	5-4 W	35-40-7

* Rescheduled game (Dec. 29) due to weather

1997.98 SEASON RECORD

PACIFIC DIVISION FINISH

7th (64 Points)

COACH

Mike Keenan

GM

Pat Quinn

CAPTAIN

Mark Messier

SCORING

Player	GP	G	A	PTS	PIM	Player	GP	G	A	PTS	PIM		
Bure	82	51	39	90	48	Robertsson	30	2	4	6	24		
Messier	82	22	38	60	58	Huscroft	TB	0	3	3	122		
Mogilny	51	18	27	45	36	VAN	7	0	1	1	55		
Naslund	76	14	20	34	56	McAllister	36	1	2	3	106		
Bertuzzi	NYI	52	7	11	18	Bohonos	31	2	1	3	4		
	VAN	22	6	9	15	Vaic	5	1	1	2	2		
Lumme	74	9	21	30	34	Roberts	13	1	1	2	4		
Ohlund	77	7	23	30	76	Convery	7	0	2	2	0		
Hedican	71	3	24	27	79	Strudwick	NYI	17	0	1	1	36	
Noonan	82	10	15	25	62	VAN	11	0	1	1	29		
Scatchard	76	13	11	24	165	Ciccone	13	0	1	1	47		
McCabe	82	4	20	24	209	Hirsch	1	0	0	0	0		
May	BUF	36	4	7	11	Wotton	5	0	0	0	6		
	VAN	27	9	3	12	Courville	11	0	0	0	5		
Linden	42	7	14	21	49	Irbe	41	0	0	0	2		
Zetzel	NJ	5	0	3	0	Snow	PHI	29	0	0	0	18	
	VAN	25	5	12	17	McLean	VAN	12	0	0	0	4	
Brashear	77	9	9	18	372	McLean	29	0	0	0	0		
Ledyard	49	2	13	15	14								
Walker	59	3	10	13	164	Goaltender	GPI	MIN	GA	SO	AVG	W-L-T	
Babych	47	0	9	9	37	Snow	PHI	29	1,651	67	1	2.43	14-11-6
Gelinas	24	4	4	8	10	VAN	12	504	26	0	3.10	3-6-0	
Murzyn	31	5	2	7	42	Burke	16	838	49	0	3.51	2-9-4	
Staios	77	3	4	7	134	McLean	29	1,583	97	1	3.68	6-17-4	
Aucoin	35	3	3	6	21	Hirsch	1	50	5	0	6.00	0-0-0	

RESULTS

No	Date	Opponent	Score	Record	No	Date	Opponent	Score	Record
1	Oct. 4	Anaheim	3-2 W	1-0-0	42	Jan. 5	Los Angeles	3-2 W	12-24-6
2	Oct. 5	@ Anaheim	2-3 L	1-1-0	43	Jan. 7	St. Louis	2-3 L	12-25-6
3	Oct. 9	Toronto	2-2 T	1-1-1	44	Jan. 8	@ Colorado	4-4 T	12-25-7
4	Oct. 11	NY Rangers	3-6 L	1-2-1	45	Jan. 10	Florida	2-2 T	12-25-8
5	Oct. 13	Edmonton	3-0 W	2-2-1	46	Jan. 12	@ Chicago	2-3 L	12-26-8
6	Oct. 17	Boston	0-2 L	2-3-1	47	Jan. 14	@ Detroit	0-4 L	12-27-8
7	Oct. 19	Colorado	4-4 T	2-3-2	48	Jan. 15	@ Buffalo	1-6 L	12-28-8
8	Oct. 21	@ Dallas	5-1 W	3-3-2	49	Jan. 21	Phoenix	2-6 L	12-29-8
9	Oct. 23	@ St. Louis	1-4 L	3-4-2	50	Jan. 24	@ Calgary	2-5 L	12-30-8
10	Oct. 25	Pittsburgh	2-3 OT L	3-5-2	51	Jan. 26	@ Phoenix	2-4 L	12-31-8
11	Oct. 26	Detroit	1-5 L	3-6-2	52	Jan. 28	@ Colorado	1-6 L	12-32-8
12	Oct. 29	@ Chicago	0-3 L	3-7-2	53	Jan. 30	New Jersey	3-1 W	12-32-8
13	Oct. 30	@ New Jersey	1-8 L	3-8-2	54	Jan. 31	@ Edmonton	6-3 W	14-32-8
14	Nov. 1	@ Pittsburgh	6-7 OT L	3-9-2	55	Feb. 2	Colorado	1-2 L	14-33-8
15	Nov. 3	@ Carolina	3-5 L	3-10-2	56	Feb. 6	Edmonton	5-4 W	15-33-8
16	Nov. 4	@ Washington	1-2 L	3-11-2	57	Feb. 7	San Jose	6-3 W	16-33-8
17	Nov. 8	Anaheim	2-3 L	3-12-2	58	Feb. 25	Anaheim	5-2 W	17-33-8
18	Nov. 11	@ Los Angeles	2-8 L	3-13-2	59	Feb. 27	@ Calgary	4-4 T	17-33-9
19	Nov. 12	@ San Jose	5-2 W	4-13-2	60	Feb. 28	Ottawa	6-4 W	18-33-9
20	Nov. 14	@ Anaheim	3-3 T	4-13-3	61	Mar. 2	@ Los Angeles	2-2 T	18-33-10
21	Nov. 16	Carolina	4-1 W	5-13-3	62	Mar. 5	Calgary	2-6 L	18-34-10
22	Nov. 20	Phoenix	4-2 W	6-13-3	63	Mar. 7	Tampa Bay	5-2 W	19-34-10
23	Nov. 22	Chicago	4-5 OT L	6-14-3	64	Mar. 9	St. Louis	0-4 L	19-35-10
24	Nov. 25	@ NY Rangers	4-2 W	7-14-3	65	Mar. 11	@ Montreal	2-2 T	19-35-11
25	Nov. 28	@ Boston	5-2 W	8-14-3	66	Mar. 12	@ Philadelphia	2-3 L	19-36-11
26	Nov. 29	@ Toronto	4-2 W	9-14-3	67	Mar. 14	@ NY Islanders	6-2 W	20-36-11
27	Dec. 1	Detroit	3-3 T	9-14-4	68	Mar. 17	@ Florida	4-2 W	21-36-11
28	Dec. 4	San Jose	2-3 L	9-15-4	69	Mar. 18	@ Tampa Bay	2-4 L	21-37-11
29	Dec. 6	@ Colorado	4-6 L	9-16-4	70	Mar. 20	@ Ottawa	1-1 T	21-37-12
30	Dec. 8	@ St. Louis	1-5 L	9-17-4	71	Mar. 21	@ Toronto	1-1 T	21-37-13
31	Dec. 9	@ Detroit	5-7 L	9-18-4	72	Mar. 24	NY Islanders	4-3 W	22-37-13
32	Dec. 13	Colorado	2-5 L	9-19-4	73	Mar. 26	Buffalo	2-5 L	22-38-13
33	Dec. 15	Los Angeles	7-0 W	10-19-4	74	Mar. 28	Washington	2-3 L	22-39-13
34	Dec. 17	@ Phoenix	5-1 W	11-19-4	75	Apr. 1	Edmonton	4-2 W	23-39-13
35	Dec. 18	@ San Jose	0-0 T	11-19-5	76	Apr. 4	Dallas	5-3 W	24-39-13
36	Dec. 20	Chicago	0-5 L	11-20-5	77	Apr. 6	@ Edmonton	2-3 L	24-40-13
37	Dec. 23	Dallas	1-3 L	11-21-5	78	Apr. 9	@ Calgary	6-3 W	25-40-13
38	Dec. 27	@ Dallas	3-3 T	11-21-6	79	Apr. 11	@ San Jose	1-1 T	25-40-14
39	Dec. 29	@ Los Angeles	2-5 L	11-22-6	80	Apr. 15	Los Angeles	0-2 L	25-41-14
40	Dec. 31	Philadelphia	0-8 L	11-23-6	81	Apr. 17	Calgary	2-4 L	25-42-14
41	Jan. 3	Montreal	2-4 L	11-24-6	82	Apr. 19	Toronto	1-2 L	25-43-14

CANUCKS

PLAYERS

IN THE SYSTEM

2017/18 REVIEW

OPPONENTS

HISTORY

ALL TIME RECORDS

PLAYOFFS

NHL

MEDIA SERVICES

1998.99 SEASON RECORD

NORTHWEST DIVISION FINISH

4th (58 Points)

COACH

Mike Keenan,
Marc Crawford

GM

Brian Burke

CAPTAIN

Mark Messier

SCORING

Player	GP	G	A	PTS	PIM
Naslund	80	36	30	66	74
Messier	59	13	35	48	33
Mogilny	59	14	31	45	58
Muckalt	73	16	20	36	98
Ohlund	74	9	26	35	83
Aucoin	82	23	11	34	77
Gagner	FLA 36	4	10	14	39
	VAN 33	2	12	14	24
Jovanovski	FLA 41	3	13	16	82
	VAN 31	2	9	11	44
Scatchard	82	13	13	26	140
McCabe	69	7	14	21	120
Brashear	82	8	10	18	209
May	66	6	11	17	102
Bertuzzi	32	8	8	16	44
York	NYR 5	0	0	0	4
	PIT 2	0	0	0	0
	VAN 49	7	9	16	20
Zezel	41	6	8	14	16
Klatt	PHI 2	0	0	0	0
	VAN 73	4	10	14	12
Hedican	42	2	11	13	34
Hendrickson	TOR 35	2	3	5	30
	VAN 27	2	2	4	22

Player	GP	G	A	PTS	PIM
Convery	12	2	7	9	8
Schaefer	25	4	4	8	8
Baron	81	2	6	8	115
Holden	30	2	4	6	10
Robertsson	39	2	2	4	13
Strudwick	65	0	3	3	114
McAllister	28	1	1	2	63
Murzyn	12	0	2	2	21
Cooke	30	0	2	2	27
Staios	57	0	2	2	54
Sopel	5	1	0	1	4
Huscroft	26	0	1	1	63
Snow	65	0	1	1	34
Gordon	4	0	0	0	2
Weekes	11	0	0	0	0
Washburn	FLA 4	0	0	0	4
	VAN 8	0	0	0	2
Hirsch	20	0	0	0	0

Goaltender	GPI	MIN	GA	SO	AVG	W-L-T
Snow	65	3,501	171	6	2.93	20-31-8
Hirsch	20	919	48	1	3.13	3-8-3
Weekes	11	532	34	0	3.83	0-8-1

RESULTS

No	Date	Opponent	Score	Record
1	Oct. 12	Los Angeles	4-2 W	1-0-0
2	Oct. 14	Edmonton	1-4 L	1-1-0
3	Oct. 17	Toronto	4-1 W	2-1-0
4	Oct. 20	@ Carolina	1-3 L	2-2-0
5	Oct. 21	@ Washington	2-1 W	3-2-0
6	Oct. 23	@ Florida	5-0 W	4-2-0
7	Oct. 25	@ Tampa Bay	2-3 L	4-3-0
8	Oct. 27	@ Nashville	4-5 L	4-4-0
9	Oct. 30	Pittsburgh	2-2 T	4-4-1
10	Nov. 1	Washington	4-1 W	5-4-1
11	Nov. 2	@ Edmonton	3-5 L	5-5-1
12	Nov. 7	Nashville	5-3 W	6-5-1
13	Nov. 9	Los Angeles	3-4 L	6-6-1
14	Nov. 12	@ Calgary	4-3 W	7-6-1
15	Nov. 13	Anaheim	5-2 W	8-6-1
16	Nov. 15	Colorado	1-2 L	8-7-1
17	Nov. 18	@ Phoenix	2-4 L	8-8-1
18	Nov. 19	@ Colorado	5-0 W	9-8-1
19	Nov. 21	Detroit	2-4 L	9-9-1
20	Nov. 23	@ Ottawa	3-4 L	9-10-1
21	Nov. 25	@ Toronto	1-5 L	9-11-1
22	Nov. 27	@ Detroit	1-7 L	9-12-1
23	Nov. 29	@ Philadelphia	2-6 L	9-13-1
24	Dec. 1	@ Boston	1-1 T	9-13-2
25	Dec. 4	Dallas	4-1 W	10-13-2
26	Dec. 6	Phoenix	3-3 T	10-13-3
27	Dec. 9	@ Anaheim	4-4 T	10-13-4
28	Dec. 12	@ Los Angeles	0-3 L	10-14-4
29	Dec. 17	Colorado	2-1 W	11-14-4
30	Dec. 19	Nashville	4-6 L	11-15-4
31	Dec. 22	@ Calgary	5-3 W	12-15-4
32	Dec. 23	Calgary	5-2 W	13-15-4
33	Dec. 26	@ San Jose	0-2 L	13-16-4
34	Dec. 27	@ Edmonton	0-3 L	13-17-4
35	Dec. 29	Colorado	2-4 L	13-18-4
36	Dec. 31	Philadelphia	2-6 L	13-19-4
37	Jan. 2	Montreal	1-2 L	13-20-4
38	Jan. 4	@ St. Louis	0-4 L	13-21-4
39	Jan. 6	@ Dallas	4-6 L	13-22-4
40	Jan. 8	Florida	1-1 T	13-22-5
41	Jan. 10	Dallas	2-0 W	14-22-5

No	Date	Opponent	Score	Record
42	Jan. 14	Edmonton	1-3 L	14-23-5
43	Jan. 16	Detroit	2-2 T	14-23-6
44	Jan. 18	@ Dallas	5-3 W	15-23-6
45	Jan. 19	@ Nashville	1-4 L	15-24-6
46	Jan. 28	St. Louis	2-4 L	15-25-6
47	Jan. 30	Chicago	3-2 W	16-25-6
48	Feb. 1	Ottawa	0-1 L	16-26-6
49	Feb. 3	@ Montreal	1-2 L	16-27-6
50	Feb. 4	@ NY Rangers	4-8 L	16-28-6
51	Feb. 7	@ NY Islanders	3-3 T	16-28-7
52	Feb. 9	@ New Jersey	4-3 W	17-28-7
53	Feb. 11	@ Pittsburgh	5-6 OT L	17-29-7
54	Feb. 13	Boston	3-1 W	18-29-7
55	Feb. 15	@ St. Louis	1-8 L	18-30-7
56	Feb. 17	@ Chicago	0-4 L	18-31-7
57	Feb. 20	Anaheim	1-5 L	18-32-7
58	Feb. 23	@ Colorado	4-4 T	18-32-8
59	Feb. 24	@ San Jose	1-1 T	18-32-9
60	Feb. 26	Carolina	1-0 W	19-32-9
61	Feb. 28	Buffalo	0-2 L	19-33-9
62	Mar. 3	San Jose	3-4 L	19-34-9
63	Mar. 5	Calgary	1-5 L	19-35-9
64	Mar. 7	Chicago	2-2 T	19-35-10
65	Mar. 10	@ Anaheim	4-4 T	19-35-11
66	Mar. 11	@ Phoenix	3-0 W	20-35-11
67	Mar. 13	@ Los Angeles	1-3 L	20-36-11
68	Mar. 15	New Jersey	1-2 L	20-37-11
69	Mar. 19	NY Islanders	1-3 L	20-38-11
70	Mar. 20	@ Edmonton	3-4 L	20-39-11
71	Mar. 24	@ Colorado	2-5 L	20-40-11
72	Mar. 25	St. Louis	1-4 L	20-41-11
73	Mar. 27	Montreal	5-1 W	21-41-11
74	Mar. 29	Phoenix	1-0 W	22-41-11
75	Mar. 31	Toronto	5-6 L	22-42-11
76	Apr. 2	San Jose	0-7 L	22-43-11
77	Apr. 3	@ San Jose	2-5 L	22-44-11
78	Apr. 5	@ Chicago	1-2 L	22-45-11
79	Apr. 7	@ Detroit	1-6 L	22-46-11
80	Apr. 10	Edmonton	1-1 T	22-46-12
81	Apr. 12	@ Calgary	2-0 W	23-46-12
82	Apr. 14	Calgary	4-5 L	23-47-12

1999.00 SEASON RECORD

NORTHWEST DIVISION FINISH

3rd (83 Points)

COACH

Marc Crawford

GM

Brian Burke

CAPTAIN

Mark Messier

SCORING

Player	GP	G	A	PTS	PIM
Naslund	82	27	38	65	64
Cassels	79	17	45	62	16
Messier	66	17	37	54	30
Bertuzzi	80	25	25	50	126
Morrison	56	7	28	35	18
Schaefer	71	16	15	31	20
Jovanovski	75	5	21	26	54
Aucoin	57	10	14	24	30
Hawgood	79	5	17	22	26
Klatt	47	10	10	20	26
Ohlund	42	4	16	20	24
Kariya	45	8	11	19	22
York	54	4	13	17	20
May	59	9	7	16	90
Druken	33	7	9	16	10
Brashear	60	11	2	13	136
Cooke	51	5	7	12	39
Baron	81	2	10	12	67
Pederson	47	6	5	11	18
Sharifjanov	37	5	5	10	22
Hendrickson	40	5	4	9	14

Player	GP	G	A	PTS	PIM
Chubarov	49	1	8	9	10
Sopel	18	2	4	6	12
Holden	6	1	5	6	2
O'Sullivan	11	0	5	5	2
Strudwick	63	1	3	4	64
Komarniski	18	1	1	2	8
Snow	32	0	2	2	8
Potvin	56	0	2	2	4
Ruutu	8	0	1	1	6
Bodger	13	0	1	1	4
Leeb	2	0	0	0	2
Michaud	2	0	0	0	0
Bonni	3	0	0	0	0
Vaic	4	0	0	0	0
Schwab	6	0	0	0	2

Goaltender	GPI	MIN	GA	SO	AVG	W-L-T
Potvin	34	1,966	85	0	2.59	12-13-7
Snow	32	1,712	76	0	2.66	10-15-3
Weekes	20	987	47	1	2.86	6-7-4
Schwab	6	269	16	0	3.57	2-1-1
Michaud	2	69	5	0	4.35	0-1-0

RESULTS

No	Date	Opponent	Score	Re cord
1	Oct. 2	NY Rangers	2-1 W	1-0-0-0
2	Oct. 6	Chicago	5-4 W	2-0-0-0
3	Oct. 9	Montreal	4-1 W	3-0-0-0
4	Oct. 13	Calgary	3-4 OT L	3-0-0-1
5	Oct. 15	Carolina	1-4 L	3-1-0-1
6	Oct. 16	@ Calgary	4-4 T	3-1-1-1
7	Oct. 19	@ Tampa Bay	6-5 OT W	4-1-1-1
8	Oct. 20	@ Florida	2-5 L	4-2-1-1
9	Oct. 23	@ NY Islanders	2-2 T	4-2-2-1
10	Oct. 24	@ NY Rangers	3-0 W	5-2-2-1
11	Oct. 26	@ Philadelphia	5-2 W	6-2-2-1
12	Oct. 28	Phoenix	1-4 L	6-3-2-1
13	Oct. 30	Nashville	4-1 W	7-3-2-1
14	Nov. 5	Florida	3-2 W	8-3-2-1
15	Nov. 7	St. Louis	1-6 L	8-4-2-1
16	Nov. 9	San Jose	4-4 T	8-4-3-1
17	Nov. 12	@ Phoenix	3-2 W	9-4-3-1
18	Nov. 15	Colorado	2-2 T	9-4-4-1
19	Nov. 17	Detroit	2-7 L	9-5-4-1
20	Nov. 20	@ Nashville	3-1 W	10-5-4-1
21	Nov. 22	@ Atlanta	3-6 L	10-6-4-1
22	Nov. 24	@ Carolina	1-1 T	10-6-5-1
23	Nov. 26	@ Boston	2-2 T	10-6-6-1
24	Nov. 27	@ Montreal	1-2 L	10-7-6-1
25	Nov. 30	Colorado	2-4 L	10-8-6-1
26	Dec. 2	Edmonton	3-2 OT W	11-8-6-1
27	Dec. 4	@ Edmonton	2-3 L	11-9-6-1
28	Dec. 6	@ Colorado	2-5 L	11-10-6-1
29	Dec. 8	@ Anaheim	2-2 T	11-10-7-1
30	Dec. 10	@ Calgary	2-3 L	11-11-7-1
31	Dec. 12	Colorado	2-3 OT L	11-11-7-2
32	Dec. 16	Ottawa	1-2 L	11-12-7-2
33	Dec. 18	Dallas	2-4 L	11-13-7-2
34	Dec. 22	Washington	6-3 W	12-13-7-2
35	Dec. 26	Calgary	0-2 L	12-14-7-2
36	Dec. 29	Philadelphia	2-3 OT L	12-14-7-3
37	Jan. 2	@ Calgary	2-4 L	12-15-7-3
38	Jan. 5	Tampa Bay	3-3 T	12-15-8-3
39	Jan. 7	@ Dallas	3-1 W	13-15-8-3
40	Jan. 8	@ St. Louis	2-4 L	13-16-8-3
41	Jan. 12	@ Chicago	2-3 OT L	13-16-8-4

No	Date	Opponent	Score	Record
42	Jan. 13	@ Nashville	4-3 OT W	14-16-8-4
43	Jan. 15	Dallas	1-2 L	14-17-8-4
44	Jan. 17	Toronto	4-5 OT L	14-17-8-5
45	Jan. 19	Detroit	3-3 T	14-17-9-5
46	Jan. 22	@ Edmonton	3-3 T	14-17-10-5
47	Jan. 23	Nashville	1-2 L	14-18-10-5
48	Jan. 25	Edmonton	4-5 OT L	14-18-10-6
49	Jan. 28	San Jose	4-1 W	15-18-10-6
50	Jan. 30	Chicago	1-3 L	15-19-10-6
51	Feb. 1	@ Colorado	1-2 L	15-20-10-6
52	Feb. 3	St. Louis	2-5 L	15-21-10-6
53	Feb. 9	Calgary	4-3 OT W	16-21-10-6
54	Feb. 12	@ Toronto	4-1 W	17-21-10-6
55	Feb. 14	@ Pittsburgh	0-3 L	17-22-10-6
56	Feb. 16	@ Detroit	2-5 L	17-23-10-6
57	Feb. 17	@ Buffalo	2-1 W	18-23-10-6
58	Feb. 19	@ Ottawa	3-1 W	19-23-10-6
59	Feb. 21	Boston	5-2 W	20-23-10-6
60	Feb. 23	@ Anaheim	4-4 T	20-23-11-6
61	Feb. 25	Los Angeles	2-5 L	20-24-11-6
62	Feb. 27	Phoenix	2-1 W	21-24-11-6
63	Feb. 29	@ Los Angeles	1-1 T	21-24-12-6
64	Mar. 2	Anaheim	3-1 W	22-24-12-6
65	Mar. 4	New Jersey	4-2 W	23-24-12-6
66	Mar. 6	Toronto	5-6 OT L	23-24-12-7
67	Mar. 8	@ Dallas	3-3 T	23-24-13-7
68	Mar. 9	@ St. Louis	2-2 T	23-24-14-7
69	Mar. 11	@ Phoenix	0-5 L	23-25-14-7
70	Mar. 13	@ Los Angeles	2-3 OT L	23-25-14-8
71	Mar. 16	Buffalo	6-3 W	24-25-14-8
72	Mar. 18	Ottawa	6-1 W	25-25-14-8
73	Mar. 20	@ Colorado	3-2 W	26-25-14-8
74	Mar. 22	@ San Jose	3-4 L	26-26-14-8
75	Mar. 24	Anaheim	8-1 W	27-26-14-8
76	Mar. 25	@ Edmonton	3-2 W	28-26-14-8
77	Mar. 29	@ Detroit	3-6 L	28-27-14-8
78	Mar. 31	@ Nashville	1-2 L	28-28-14-8
79	Apr. 2	@ Chicago	3-2 W	29-28-14-8
80	Apr. 5	Los Angeles	1-1 T	29-28-15-8
81	Apr. 7	Edmonton	4-5 OT L	29-29-15-8
82	Apr. 9	@ San Jose	5-2 W	30-29-15-8

CANUCKS

PLAYERS

IN THE SYSTEM

2017-18 REVIEW

OPPONENTS

HISTORY

ALL TIME RECORDS

PLAYOFFS

NHL

MEDIA SERVICES

2000.01 SEASON RECORD

NORTHWEST DIVISION FINISH

3rd (90 Points)

COACH

Marc Crawford

GM

Brian Burke

CAPTAIN

Markus Naslund

SCORING

Player	GP	G	A	PTS	PIM
Naslund	72	41	34	75	58
Cassels	66	12	44	56	10
Bertuzzi	79	25	30	55	93
Morrison	82	16	38	54	42
Jovanovski	79	12	35	47	102
Schaefer	82	16	20	36	22
D. Sedin	75	20	14	34	24
Klatt	77	13	20	33	31
Druken	55	15	15	30	14
H. Sedin	82	9	20	29	38
Brashear	79	9	19	28	145
Ohlund	65	8	20	28	46
Cooke	81	14	13	27	94
Berehowsky	VAN 14	1	1	2	21
	NSH 66	6	18	24	100
Sopel	52	4	10	14	10
Lachance	76	3	11	14	46
Pederson	61	4	8	12	65
Baron	82	3	8	11	63

Player	GP	G	A	PTS	PIM
Stapleton	VAN 18	1	2	3	8
	NYI 35	1	4	5	2
Hawgood	16	2	5	7	6
Kariya	17	1	6	7	8
Ruutu	21	3	3	6	32
Helmer	20	2	4	6	18
Strudwick	60	1	4	5	64
Holden	10	1	0	1	0
Allen	6	0	0	0	0
Chubarov	1	0	0	0	0
Cloutier	VAN 16	0	0	0	0
	TB 24	0	0	0	4
Essensa	39	0	0	0	4
Brown	1	0	0	0	5

Goaltender	GPI	MIN	GA	SO	AVG	W-L-T
Cloutier	16	914	37	0	2.43	4-6-5
Essensa	39	2,059	92	1	2.68	18-12-3
Potvin	35	2,006	103	1	3.08	14-17-3

RESULTS

No	Date	Opponent	Score	Record
1	Oct. 5	@ Philadelphia	3-6 L	0-1-0-0
2	Oct. 6	@ Florida	4-3 W	1-1-0-0
3	Oct. 8	@ Tampa Bay	5-4 W	2-1-0-0
4	Oct. 12	Colorado	2-5 L	2-2-0-0
5	Oct. 14	Buffalo	4-0 W	3-2-0-0
6	Oct. 16	Toronto	5-2 W	4-2-0-0
7	Oct. 18	Calgary	4-1 W	5-2-0-0
8	Oct. 21	Phoenix	2-3 OT L	5-2-0-1
9	Oct. 24	@ Nashville	4-4 T	5-2-1-1
10	Oct. 25	@ Dallas	6-2 W	6-2-1-1
11	Oct. 27	Atlanta	1-1 T	6-2-2-1
12	Nov. 1	Colorado	4-3 W	7-2-2-1
13	Nov. 3	Pittsburgh	2-4 L	7-3-2-1
14	Nov. 5	San Jose	2-2 T	7-3-3-1
15	Nov. 8	@ Anaheim	7-2 W	8-3-3-1
16	Nov. 9	@ Los Angeles	0-2 L	8-4-3-1
17	Nov. 11	St. Louis	2-5 L	8-5-3-1
18	Nov. 14	Chicago	4-2 W	9-5-3-1
19	Nov. 17	NY Rangers	4-3 W	10-5-3-1
20	Nov. 19	@ Columbus	6-1 W	11-5-3-1
21	Nov. 21	@ St. Louis	4-3 W	12-5-3-1
22	Nov. 22	@ Washington	2-3 OT L	12-5-3-2
23	Nov. 24	@ Detroit	2-3 L	12-6-3-2
24	Nov. 26	@ Minnesota	2-4 L	12-7-3-2
25	Nov. 28	Anaheim	4-1 W	13-7-3-2
26	Nov. 30	Montreal	3-4 L	13-8-3-2
27	Dec. 2	Edmonton	5-2 W	14-8-3-2
28	Dec. 4	Nashville	6-3 W	15-8-3-2
29	Dec. 6	@ Phoenix	1-1 T	15-8-4-2
30	Dec. 8	@ San Jose	6-1 W	16-8-4-2
31	Dec. 10	Los Angeles	1-2 L	16-9-4-2
32	Dec. 16	Columbus	4-3 W	17-9-4-2
33	Dec. 20	@ Edmonton	2-3 OT L	17-9-4-3
34	Dec. 21	@ Chicago	4-6 L	17-10-4-3
35	Dec. 23	@ Colorado	2-3 OT L	17-10-4-4
36	Dec. 27	Montreal	3-2 W	18-10-4-4
37	Dec. 29	@ Calgary	0-5 L	18-11-4-4
38	Dec. 30	@ San Jose	6-3 W	19-11-4-4
39	Jan. 1	@ Nashville	5-2 W	20-11-4-4
40	Jan. 3	@ Chicago	0-6 L	20-12-4-4
41	Jan. 6	Columbus	4-3 W	21-12-4-4

No	Date	Opponent	Score	Record
42	Jan. 8	Nashville	2-1 W	22-12-4-4
43	Jan. 10	Ottawa	1-5 L	22-13-4-4
44	Jan. 12	@ Edmonton	3-2 W	23-13-4-4
45	Jan. 14	Calgary	5-1 W	24-13-4-4
46	Jan. 16	Detroit	2-4 L	24-14-4-4
47	Jan. 18	@ Colorado	3-7 L	24-15-4-4
48	Jan. 20	@ St. Louis	0-3 L	24-16-4-4
49	Jan. 22	@ Dallas	1-2 L	24-17-4-4
50	Jan. 24	Phoenix	6-2 W	25-17-4-4
51	Jan. 27	@ Calgary	5-3 W	26-17-4-4
52	Jan. 28	Chicago	2-6 L	26-18-4-4
53	Jan. 30	Minnesota	3-2 W	27-18-4-4
54	Feb. 1	Colorado	5-3 W	28-18-4-4
55	Feb. 8	San Jose	0-0 T	28-18-5-4
56	Feb. 10	Calgary	1-4 L	28-19-5-4
57	Feb. 14	Washington	3-4 OT L	28-19-5-5
58	Feb. 17	@ Edmonton	6-5 W	29-19-5-5
59	Feb. 18	NY Islanders	3-2 W	30-19-5-5
60	Feb. 21	@ Montreal	2-1 W	31-19-5-5
61	Feb. 22	@ Toronto	1-4 L	31-20-5-5
62	Feb. 24	@ Ottawa	0-3 L	31-21-5-5
63	Feb. 26	@ Minnesota	5-2 W	32-21-5-5
64	Feb. 28	Dallas	5-4 W	33-21-5-5
65	Mar. 2	St. Louis	3-2 W	34-21-5-5
66	Mar. 4	Minnesota	3-4 OT L	34-21-5-6
67	Mar. 6	@ Detroit	3-4 L	34-22-5-6
68	Mar. 8	Phoenix	2-3 OT L	34-22-5-7
69	Mar. 10	Toronto	3-3 T	34-22-6-7
70	Mar. 13	@ Detroit	2-2 T	34-22-7-7
71	Mar. 15	@ Boston	2-2 T	34-22-8-7
72	Mar. 16	@ Buffalo	4-2 L	34-23-8-7
73	Mar. 18	@ Atlanta	5-3 W	35-23-8-7
74	Mar. 21	@ Columbus	1-1 T	35-23-9-7
75	Mar. 23	@ New Jersey	0-4 L	35-24-9-7
76	Mar. 25	@ Minnesota	2-2 T	35-24-10-7
77	Mar. 28	Dallas	1-3 L	35-25-10-7
78	Mar. 30	Anaheim	2-2 T	35-25-11-7
79	Apr. 1	@ Anaheim	1-2 L	35-26-11-7
80	Apr. 2	@ Los Angeles	1-3 L	35-27-11-7
81	Apr. 5	Los Angeles	3-2 W	36-27-11-7
82	Apr. 7	Edmonton	2-4 L	36-28-11-7

2001.02 SEASON RECORD

NORTHWEST DIVISION FINISH

2nd (94 Points)

COACH

Marc Crawford

GM

Brian Burke

CAPTAIN

Markus Naslund

SCORING

Player	GP	G	A	PTS	PIM
Naslund	81	40	50	90	50
Bertuzzi	72	36	49	85	110
Morrison	82	23	44	67	26
Cassels	53	11	39	50	22
Jovanovski	82	17	31	48	101
Linden	VAN 64	12	22	34	65
	WSH 16	1	2	3	6
Ohlund	81	10	26	36	56
H. Sedin	82	16	20	36	36
Cooke	82	13	20	33	111
D. Sedin	79	9	23	32	32
Hlavac	VAN 46	9	12	21	10
	PHI 31	7	3	10	8
Letowski	VAN 42	7	10	17	15
	PHX 33	2	6	8	4
Sopel	66	8	17	25	44
Klatt	34	8	7	15	10
Lachance	81	1	10	11	50
Helmer	40	5	5	10	53
Chubarov	51	5	5	10	10
Warriner	VAN 14	2	4	6	12
	PHX 18	0	3	3	8

Player	GP	G	A	PTS	PIM
Ruutu	49	2	7	9	74
Druken	27	4	4	8	6
Kurtz	27	3	5	8	14
Baron	61	1	6	7	68
Strudwick	44	2	4	6	96
Vasiljevs	18	3	2	5	2
Kariya	3	0	1	1	2
Auld	1	0	1	1	0
Holden	8	0	0	0	2
Allen	11	0	0	0	6
Tezikov	2	0	0	0	0
Leeb	2	0	0	0	0
Bouck	PHX 7	0	0	0	4
Brown	15	0	0	0	72
Cloutier	62	0	0	0	20
Skudra	23	0	0	0	2
Brochu	6	0	0	0	0

Goaltender	GPI	MIN	GA	SO	AVG	W-L-T
Auld	1	59	2	0	2.03	1-0-0
Skudra	23	1,165	47	2	2.42	10-8-2
Cloutier	62	3,501	142	7	2.43	31-22-5
Brochu	6	216	15	1	4.17	0-3-0

RESULTS

No	Date	Opponent	Score	Record
1	Oct. 4	Chicago	4-5 L	0-1-0-0
2	Oct. 6	Detroit	1-4 L	0-2-0-0
3	Oct. 9	@ Colorado	4-5 L	0-3-0-0
4	Oct.11	@ Dallas	4-1 W	1-3-0-0
5	Oct. 13	Colorado	4-0 W	2-3-0-0
6	Oct. 16	Florida	2-2 T	2-3-1-0
7	Oct. 18	Toronto	5-6 L	2-4-1-0
8	Oct. 20	@ Phoenix	2-5 L	2-5-1-0
9	Oct. 21	@ Anaheim	1-3 L	2-6-1-0
10	Oct. 23	Nashville	4-2 W	3-6-1-0
11	Oct. 25	@ Colorado	1-4 L	3-7-1-0
12	Oct. 27	@ Edmonton	2-3 L	3-8-1-0
13	Oct. 30	Columbus	3-1 W	4-8-1-0
14	Nov. 1	Montreal	4-0 W	5-8-1-0
15	Nov. 3	@ San Jose	1-5 L	5-9-1-0
16	Nov. 6	@ Columbus	3-2 W	6-9-1-0
17	Nov. 8	@ St. Louis	1-3 L	6-10-1-0
18	Nov. 9	@ Chicago	1-3 L	6-11-1-0
19	Nov. 11	@ Minnesota	5-0 W	7-11-1-0
20	Nov. 13	Chicago	3-2 W	8-11-1-0
21	Nov. 15	St. Louis	2-1 W	9-11-1-0
22	Nov. 17	Edmonton	2-2 T	9-11-2-0
23	Nov. 20	@ Ottawa	0-3 L	9-12-2-0
24	Nov. 21	@ Pittsburgh	4-1 W	10-12-2-0
25	Nov. 23	@ Boston	2-3 L	10-13-2-0
26	Nov. 25	@ Philadelphia	4-1 W	11-13-2-0
27	Nov. 27	@ Minnesota	1-2 L	11-14-2-0
28	Nov. 28	@ Chicago	3-3 T	11-14-3-0
29	Nov. 30	Colorado	2-5 L	11-15-3-0
30	Dec. 2	Dallas	2-4 L	11-16-3-0
31	Dec. 6	Anaheim	3-2 W	12-16-3-0
32	Dec. 8	San Jose	3-5 L	12-17-3-0
33	Dec. 10	Tampa Bay	1-1 T	12-17-4-0
34	Dec. 12	@ Anaheim	1-0 W	13-17-4-0
35	Dec. 13	@ Los Angeles	3-6 L	13-18-4-0
36	Dec. 15	Detroit	3-0 W	14-18-4-0
37	Dec. 19	@ Detroit	1-4 L	14-19-4-0
38	Dec. 20	@ Nashville	2-6 L	14-20-4-0
39	Dec. 22	Minnesota	1-2 L	14-21-4-0
40	Dec. 27	Calgary	4-2 W	15-21-4-0
41	Dec. 29	New Jersey	4-2 W	16-21-4-0

No	Date	Opponent	Score	Record
42	Dec. 31	Philadelphia	1-2 L	16-22-4-0
43	Jan. 3	Montreal	5-2 W	17-22-4-0
44	Jan. 5	@ Edmonton	4-3 W	18-22-4-0
45	Jan. 8	@ Buffalo	2-3 L	18-23-4-0
46	Jan. 9	@ Detroit	4-5OT L	18-23-4-1
47	Jan. 12	Carolina	7-1 W	19-23-4-1
48	Jan. 15	Pittsburgh	5-2 W	20-23-4-1
49	Jan. 17	@ St. Louis	4-5 L	20-24-4-1
50	Jan. 19	@ Washington	5-1 W	21-24-4-1
51	Jan. 21	@ Carolina	7-5 W	22-24-4-1
52	Jan. 23	@ Dallas	4-2 W	23-24-4-1
53	Jan. 25	Toronto	6-1 W	24-24-4-1
54	Jan. 26	@ Calgary	2-0 W	25-24-4-1
55	Jan. 28	Nashville	5-1 W	26-24-4-1
56	Jan. 30	Edmonton	2-2 T	26-24-5-1
57	Feb. 4	Phoenix	4-2 W	27-24-5-1
58	Feb. 8	@ Calgary	4-1 W	28-24-5-1
59	Feb. 9	Calgary	3-4 L	28-25-5-1
60	Feb. 12	Boston	1-2 OT L	28-25-5-2
61	Feb. 26	St. Louis	4-4 T	28-25-6-2
62	Feb. 28	Dallas	3-4 OT L	28-25-6-3
63	Mar. 2	Minnesota	6-3 W	29-25-6-3
64	Mar. 7	@ Phoenix	1-6 L	29-26-6-3
65	Mar. 9	@ San Jose	0-2 L	29-27-6-3
66	Mar. 10	San Jose	4-7 L	29-28-6-3
67	Mar. 12	@ Nashville	5-0 W	30-28-6-3
68	Mar. 14	@ Columbus	5-1 W	31-28-6-3
69	Mar. 16	@ Atlanta	4-2 W	32-28-6-3
70	Mar. 17	@ New Jersey	3-2 W	33-28-6-3
71	Mar. 19	@ NY Rangers	3-1 W	34-28-6-3
72	Mar. 21	@ NY Islanders	2-3 L	34-29-6-3
73	Mar. 24	Edmonton	0-2 L	34-30-6-3
74	Mar. 26	Los Angeles	4-0 W	35-30-6-3
75	Mar. 28	Columbus	4-3 W	36-30-6-3
76	Mar. 30	Anaheim	4-1 W	37-30-6-3
77	April 2	@ Los Angeles	4-4 T	37-30-7-3
78	April 5	Minnesota	5-4 W	38-30-7-3
79	April 7	Phoenix	4-3 W	39-30-7-3
80	April 9	@ Colorado	2-1 W	40-30-7-3
81	April 11	Los Angeles	5-2 W	41-30-7-3
82	April 13	@ Calgary	4-1 W	42-30-7-3

CANUCKS

PLAYERS

IN THE SYSTEM

2017-18 REVIEW

OPPONENTS

HISTORY

ALL TIME RECORDS

PLAYOFFS

NHL

MEDIA SERVICES

2002.03 SEASON RECORD

NORTHWEST DIVISION FINISH

2nd (104 Points)

COACH

Marc Crawford

GM

Brian Burke

CAPTAIN

Markus Naslund

SCORING

Player	GP	G	A	PTS	PIM
Naslund	82	48	56	104	52
Bertuzzi	82	46	51	97	144
Morrison	82	25	46	71	36
Jovanovski	67	6	40	46	113
Cooke	82	15	27	42	82
Linden	71	19	22	41	30
H. Sedin	78	8	31	39	38
Sopel	81	7	30	37	23
D. Sedin	79	14	17	31	34
Salo	79	9	21	30	10
Klatt	82	16	13	29	8
Ohlund	59	2	27	29	42
Letowski	78	11	14	25	36
Malik	VAN 69	7	11	18	52
	CAR 10	0	2	2	16
Chubarov	62	7	13	20	6
Lindgren	54	5	9	14	18
Allen	48	5	3	8	73
May	VAN 3	0	0	0	10
	PHX 20	3	4	7	32
Baron	78	2	4	6	62

Player	GP	G	A	PTS	PIM
Reid	7	2	3	5	0
Ruutu	36	2	2	4	66
Baumgartner	8	1	2	3	4
Cloutier	57	0	3	3	24
King	8	0	2	2	0
Langdon	VAN 45	0	1	1	143
	CAR 9	0	0	0	16
Fedorov	7	0	1	1	4
Skudra	23	0	1	1	0
Kavanagh	3	1	0	1	2
Auld	7	0	0	0	0
Helmer	2	0	0	0	0
Komarniski	1	0	0	0	2
Jokela	1	0	0	0	0
Moss	1	0	0	0	0

Goaltender	GPI	MIN	GA	SO	AVG	W-L-T
Auld	7	382	10	1	1.57	3-3-0
Cloutier	57	3,376	136	2	2.42	33-16-7
Skudra	23	1,192	54	1	2.72	9-5-6
Moss	1	22	1	0	2.73	0-0-0

RESULTS

No	Date	Opponent	Score	Record
1	Oct. 10	@ Calgary	3-0 W	1-0-0-0
2	Oct. 12	San Jose	5-3 W	2-0-0-0
3	Oct. 14	Calgary	2-3 L	2-1-0-0
4	Oct. 16	Boston	3-6 L	2-2-0-0
5	Oct. 18	@ Anaheim	2-2 T	2-2-1-0
6	Oct. 19	@ Los Angeles	2-2 T	2-2-2-0
7	Oct. 21	@ San Jose	5-2 W	3-2-2-0
8	Oct. 24	Anaheim	2-2 T	3-2-3-0
9	Oct. 26	Dallas	1-4 L	3-3-3-0
10	Oct. 29	Buffalo	1-1 T	3-3-4-0
11	Oct. 31	Colorado	1-5 L	3-4-4-0
12	Nov. 2	@ Minnesota	4-2 W	4-4-4-0
13	Nov. 4	@ Colorado	4-2 W	5-4-4-0
14	Nov. 6	@ Dallas	0-4 L	5-5-4-0
15	Nov. 9	@ Phoenix	5-2 W	6-5-4-0
16	Nov. 12	St. Louis	6-3 W	7-5-4-0
17	Nov. 14	Los Angeles	3-2 W	8-5-4-0
18	Nov. 16	NY Rangers	3-1 W	9-5-4-0
19	Nov. 20	Chicago	5-3 W	10-5-4-0
20	Nov. 22	Detroit	4-1 W	11-5-4-0
21	Nov. 25	@ Minnesota	2-1 W	12-5-4-0
22	Nov. 27	@ Carolina	3-2 W	13-5-4-0
23	Nov. 29	@ Tampa Bay	5-3 W	14-5-4-0
24	Nov. 30	@ Florida	5-2 W	15-5-4-0
25	Dec. 3	@ NY Islanders	1-2 L	15-6-4-0
26	Dec. 4	@ New Jersey	3-2 W	16-6-4-0
27	Dec. 7	Minnesota	2-4 L	16-7-4-0
28	Dec. 9	Calgary	1-2 L	16-8-4-0
29	Dec. 11	Colorado	3-1 W	17-8-4-0
30	Dec. 14	@ Edmonton	6-3 W	18-8-4-0
31	Dec. 15	Calgary	3-3 T	18-8-5-0
32	Dec. 17	@ Chicago	2-3 L	18-9-5-0
33	Dec. 19	@ Nashville	3-1 W	19-9-5-0
34	Dec. 21	Edmonton	4-3 W	20-9-5-0
35	Dec. 23	@ Colorado	3-5 L	20-10-5-0
36	Dec. 26	@ Edmonton	4-2 W	21-10-5-0
37	Dec. 28	Anaheim	7-3 W	22-10-5-0
38	Dec. 31	Toronto	3-5 L	22-11-5-0
39	Jan. 2	Montreal	3-2 W	23-11-5-0
40	Jan. 4	Florida	3-2 W	24-11-5-0
41	Jan. 8	Ottawa	6-4 W	25-11-5-0

No	Date	Opponent	Score	Record
42	Jan. 10	Columbus	2-3 L	25-12-5-0
43	Jan. 11	@ San Jose	0-3 L	25-13-5-0
44	Jan. 14	Nashville	4-3 W	26-13-5-0
45	Jan. 16	@ Minnesota	2-5 L	26-14-5-0
46	Jan. 17	@ Chicago	4-2 W	27-14-5-0
47	Jan. 19	@ Detroit	4-1 W	28-14-5-0
48	Jan. 21	@ Nashville	2-3 L	28-15-5-0
49	Jan. 24	Detroit	2-5 L	28-16-5-0
50	Jan. 26	Phoenix	1-0 W	29-16-5-0
51	Jan. 28	Minnesota	2-2 T	29-16-6-0
52	Jan. 30	Edmonton	3-3 T	29-16-7-0
53	Feb. 4	@ Pittsburgh	3-2 W	30-16-7-0
54	Feb. 5	@ Columbus	4-4 T	30-16-8-0
55	Feb. 7	@ Buffalo	4-2 W	31-16-8-0
56	Feb. 10	Chicago	2-1 W	32-16-8-0
57	Feb. 13	Colorado	2-1 W	33-16-8-0
58	Feb. 15	@ Calgary	2-2 T	33-16-9-0
59	Feb. 18	@ Detroit	4-3 W	34-16-9-0
60	Feb. 20	@ St. Louis	4-2 W	35-16-9-0
61	Feb. 22	@ Edmonton	3-2 W	36-16-9-0
62	Feb. 23	Columbus	7-2 W	37-16-9-0
63	Feb. 25	Atlanta	8-0 W	38-16-9-0
64	Feb. 27	San Jose	2-3 L	38-17-9-0
65	Mar. 1	@ Montreal	1-1 T	38-17-10-0
66	Mar. 3	@ Boston	6-4 W	39-17-10-0
67	Mar. 4	@ Philadelphia	0-3 L	39-18-10-0
68	Mar. 6	@ Columbus	4-5 OT	39-18-10-1
69	Mar. 8	@ Toronto	3-3 T	39-18-11-1
70	Mar. 11	NY Islanders	4-3 W	40-18-11-1
71	Mar. 13	St. Louis	4-4 T	40-18-12-1
72	Mar. 15	Toronto	0-1 L	40-19-12-1
73	Mar. 17	@ Dallas	4-2 W	41-19-12-1
74	Mar. 18	@ St. Louis	4-6 L	41-20-12-1
75	Mar. 20	Nashville	7-3 W	42-20-12-1
76	Mar. 23	Washington	6-0 W	43-20-12-1
77	Mar. 25	Dallas	3-4 L	43-21-12-1
78	Mar. 27	Phoenix	5-1 W	44-21-12-1
79	Mar. 29	@ Los Angeles	5-1 W	45-21-12-1
80	Mar. 30	@ Anaheim	1-3 L	45-22-12-1
81	Apr. 2	@ Phoenix	3-3 T	45-22-13-1
82	Apr. 6	Los Angeles	0-2 L	45-23-13-1

2003.04 SEASON RECORD

NORTHWEST DIVISION FINISH

1st (101 Points)

COACH

Marc Crawford

GM

Brian Burke

CAPTAIN

Markus Naslund

SCORING

Player	GP	G	A	PTS	PIM
Naslund	78	35	49	84	58
Morrison	82	22	38	60	50
Bertuzzi	69	17	43	60	122
D. Sedin	82	18	36	54	18
Rucinsky	VAN 13	1	2	3	10
	NYR 69	13	29	42	62
H. Sedin	76	11	31	42	32
Sopel	80	10	32	42	36
Sanderson	VAN 13	3	4	7	4
	CBJ 67	13	16	29	34
Linden	82	14	22	36	26
Ohlund	82	14	20	34	73
Salo	74	7	19	26	22
Cooke	53	11	12	23	73
Jovanovski	56	7	16	23	64
King	47	12	9	21	8
Chubarov	65	12	7	19	14
Malik	78	3	16	19	45
Keane	64	8	9	17	20

Player	GP	G	A	PTS	PIM	
Arvedson	41	8	7	15	12	
Ruutu	71	6	8	14	133	
May	70	5	6	11	137	
Bergevin	VAN 9	0	2	2	2	
	PIT 52	1	8	9	27	
Player	GP	G	A	PTS	PIM	
Allen	74	2	5	7	94	
Kesler	28	2	3	5	16	
Bouck	18	1	2	3	23	
Baumgartner	VAN 9	0	3	3	2	
	PIT 5	0	0	0	2	
Brookbank	VAN 20	2	0	2	95	
	NSH 9	0	0	0	38	
Cloutier	60	0	1	1	22	
Hedberg	21	0	0	0	10	
Goaltender	GPI	MIN	GA	SO	AVG	W-L-T
Auld	6	349	12	0	2.06	2-2-2
Cloutier	60	3,539	134	5	2.27	33-21-6
Hedberg	21	1,098	46	3	2.51	8-6-2

RESULTS

No	Date	Opponent	Score	Record
1	Oct. 9	Calgary	4-1 W	1-0-0-0
2	Oct. 11	Edmonton	3-0 W	2-0-0-0
3	Oct. 13	@ Columbus	2-3 L	2-1-0-0
4	Oct. 16	@ Detroit	2-3 L	2-2-0-0
5	Oct. 18	@ Minnesota	2-2 T	2-2-1-0
6	Oct. 20	Buffalo	6-1 W	3-2-1-0
7	Oct. 22	St. Louis	3-2 W	4-2-1-0
8	Oct. 26	Phoenix	3-3 T	4-2-2-0
9	Oct. 28	Columbus	6-3 W	5-2-2-0
10	Oct. 30	@ Los Angeles	3-1 W	6-2-2-0
11	Oct. 31	@ Phoenix	4-1 W	7-2-2-0
12	Nov. 3	Detroit	5-1 W	8-2-2-0
13	Nov. 5	@ Nashville	4-3 W	9-2-2-0
14	Nov. 6	@ St. Louis	2-3 L	9-3-2-0
15	Nov. 8	Minnesota	4-3 W	10-3-2-0
16	Nov. 11	@ Minnesota	0-1 L	10-4-2-0
17	Nov. 13	@ Philadelphia	3-4 OT L	10-4-2-1
18	Nov. 15	@ Boston	1-2 OT L	10-4-2-2
19	Nov. 18	Montreal	5-4 W	11-4-2-2
20	Nov. 20	Chicago	3-2 W	12-4-2-2
21	Nov. 22	Toronto	3-5 L	12-5-2-2
22	Nov. 24	@ Toronto	1-2 L	12-6-2-2
23	Nov. 25	@ Montreal	5-2 W	13-6-2-2
24	Nov. 27	@ Ottawa	3-2 W	14-6-2-2
25	Nov. 29	@ Calgary	4-4 T	14-6-3-2
26	Dec. 4	Calgary	1-4 L	14-7-3-2
27	Dec. 6	Minnesota	1-1 T	14-7-4-2
28	Dec. 9	Pittsburgh	4-3 W	15-7-4-2
29	Dec. 11	Colorado	1-1 T	15-7-5-2
30	Dec. 14	Carolina	2-1 W	16-7-5-2
31	Dec. 16	@ Nashville	2-1 W	17-7-5-2
32	Dec. 17	@ Dallas	1-3 L	17-8-5-2
33	Dec. 20	@ Edmonton	3-0 W	18-8-5-2
34	Dec. 22	Los Angeles	4-4 T	18-8-6-2
35	Dec. 26	@ Calgary	2-0 W	19-8-6-2
36	Dec. 27	Edmonton	2-6 L	19-9-6-2
37	Dec. 29	@ Colorado	3-2 W	20-9-6-2
38	Dec. 31	@ Chicago	4-3 W	21-9-6-2
39	Jan. 2	Colorado	3-1 W	21-10-6-2
40	Jan. 3	@ Calgary	3-1 W	22-10-6-2
41	Jan. 5	San Jose	1-2 L	22-11-6-2

No	Date	Opponent	Score	Record
42	Jan. 8	@ Los Angeles	3-1 W	23-11-6-2
43	Jan. 9	@ Anaheim	5-2 W	24-11-6-2
44	Jan. 11	Florida	2-2 T	24-11-7-2
45	Jan. 13	@ Phoenix	4-1 W	25-11-7-2
46	Jan. 15	@ San Jose	1-3 L	25-12-7-2
47	Jan. 17	Anaheim	1-2 L	25-13-7-2
48	Jan. 19	Dallas	2-3 L	25-14-7-2
49	Jan. 21	Tampa Bay	5-4 W	26-14-7-2
50	Jan. 25	Nashville	4-1 W	27-14-7-2
51	Jan. 27	Chicago	3-2 W	28-14-7-2
52	Jan. 29	@ St. Louis	4-2 W	29-14-7-2
53	Jan. 31	@ Washington	6-1 W	30-14-7-2
54	Feb. 2	@ NY Rangers	3-4 L	30-15-7-2
55	Feb. 3	@ NY Islanders	4-5 OT L	30-15-7-3
56	Feb. 5	@ New Jersey	4-0 W	31-15-7-3
57	Feb. 11	Calgary	2-3 L	31-16-7-3
58	Feb. 13	Atlanta	1-4 L	31-17-7-3
59	Feb. 14	Anaheim	1-2 L	31-18-7-3
60	Feb. 16	@ Colorado	1-0 W	32-18-7-3
61	Feb. 19	@ Minnesota	2-6 L	32-19-7-3
62	Feb. 21	@ Edmonton	3-4 OT L	32-19-7-4
63	Feb. 24	Detroit	4-2 W	33-19-7-4
64	Feb. 26	San Jose	3-2 W	34-19-7-4
65	Feb. 28	St. Louis	2-0 W	35-19-7-4
66	Mar. 3	@ Colorado	5-5 T	35-19-8-4
67	Mar. 5	@ Detroit	1-3 L	35-20-8-4
68	Mar. 6	@ Columbus	4-0 W	36-20-8-4
69	Mar. 8	Colorado	2-9 L	36-21-8-4
70	Mar. 10	Minnesota	1-1 T	36-21-9-4
71	Mar. 12	@ Edmonton	4-3 W	37-21-9-4
72	Mar. 13	Ottawa	1-2 L	37-22-9-4
73	Mar. 16	Nashville	2-2 T	37-22-10-4
74	Mar. 18	@ Dallas	0-3 L	37-23-10-4
75	Mar. 19	@ Chicago	3-4 OT L	37-23-10-5
76	Mar. 21	Columbus	4-5 L	37-24-10-5
77	Mar. 24	Los Angeles	1-0 W	38-24-10-5
78	Mar. 27	Dallas	3-2 W	39-24-10-5
79	Mar. 29	Phoenix	6-1 W	40-24-10-5
80	Mar. 31	@ Anaheim	2-1 W	41-24-10-5
81	Apr. 2	@ San Jose	4-1 W	42-24-10-5
82	Apr. 3	Edmonton	5-2 W	43-24-10-5

CANUCKS

PLAYERS

IN THE SYSTEM

2017-18 REVIEW

OPPONENTS

HISTORY

ALL TIME RECORDS

PLAYOFFS

NHL

MEDIA SERVICES

2004.05 SEASON RECORD

2004.05 SEASON NOT PLAYED

CANUCKS

PLAYERS

IN THE SYSTEM

2017/18 REVIEW

OPPONENTS

HISTORY

ALL TIME RECORDS

PLAYOFFS

NHL

MEDIA SERVICES

190

2005.06 SEASON RECORD

NORTHWEST DIVISION FINISH

4th (92 Points)

COACH

Marc Crawford

GM

Dave Nonis

CAPTAIN

Markus Naslund

SCORING

Player	GP	G	A	PTS	PIM
Naslund	81	32	47	79	66
H. Sedin	82	18	57	75	56
Bertuzzi	82	25	46	71	120
D. Sedin	82	22	49	71	34
Morrison	82	19	37	56	84
Carter	81	33	22	55	41
Baumgartner	70	5	29	34	30
Ohlund	78	13	20	33	92
Salo	59	10	23	33	38
Jovanovski	44	8	25	33	58
Kesler	82	10	13	23	79
Carney	VAN 18	0	2	2	14
	ANA 61	2	16	18	48
Park	60	8	10	18	29
Cooke	45	8	10	18	71
Ruutu	82	10	7	17	142
Allen	77	7	10	17	115
Weinrich	VAN 16	0	0	0	8
	STL 59	1	16	17	44
Linden	82	7	9	16	15
McCarthy	VAN 51	2	4	6	43
	ATL 16	7	3	10	8

Player	GP	G	A	PTS	PIM
Mojzis	7	0	1	1	12
Burrows	43	7	5	12	61
Brown	VAN 12	0	0	0	8
	NJ 35	1	11	12	27
Green	33	4	2	6	14
Bieksa	39	0	6	6	77
Brookbank	32	1	2	3	81
Goren	28	1	2	3	30
Bouck	12	1	1	2	21
Rypien	5	1	0	1	4
Auld	67	0	2	2	4
Balej	1	0	1	1	0
Cloutier	13	0	0	0	4
Butenschon	8	0	0	0	10
Ouellet	4	0	0	0	2
Ryan	1	0	0	0	2
Smith	1	0	0	0	0

Goaltender	GPI	MIN	GA	SO	AVG	W-L-T
McVicar	1	3	0	0	0.00	0-0-0
Auld	67	3,859	189	0	2.94	33-26-6
Cloutier	13	681	36	0	3.17	8-3-1
Ouellet	4	222	12	0	3.24	0-2-1
Noronen	VAN 4	170	10	0	3.53	1-1-0
	BUF 4	168	12	0	4.26	1-2-0

RESULTS

No	Date	Opponent	Score	Record
1	Oct. 5	Phoenix	3-2 W	1-0-0
2	Oct. 8	@ Edmonton	3-4 O (SO)	1-0-1
3	Oct. 10	@ Detroit	4-2 W	2-0-1
4	Oct. 12	@ Minnesota	0-6 L	2-1-1
5	Oct. 14	@ Minnesota	5-3 W	3-1-1
6	Oct. 16	Dallas	5-2 W	4-1-1
7	Oct. 18	Chicago	6-2 W	5-1-1
8	Oct. 20	Phoenix	3-2 W	6-1-1
9	Oct. 22	Colorado	6-4 W	7-1-1
10	Oct. 25	@ Minnesota	3-1 W	8-1-1
11	Oct. 27	@ Colorado	2-6 L	8-2-1
12	Oct. 29	@ Colorado	3-4 O (OT)	8-2-2
13	Nov. 2	Minnesota	2-1 W	9-2-2
14	Nov. 4	Columbus	5-3 W	10-2-2
15	Nov. 5	@ Calgary	0-1 L	10-3-2
16	Nov. 7	@ Calgary	3-4 L	10-4-2
17	Nov. 10	Colorado	3-5 L	10-5-2
18	Nov. 13	Detroit	4-1 W	11-5-2
19	Nov. 16	@ San Jose	3-1 W	12-5-2
20	Nov. 17	@ Los Angeles	4-5 L	12-6-2
21	Nov. 20	@ Anaheim	3-2 W	13-6-2
22	Nov. 22	Chicago	3-1 W	14-6-2
23	Nov. 24	San Jose	3-2 W	15-6-2
24	Nov. 26	@ Phoenix	1-2 L	15-7-2
25	Nov. 27	@ Colorado	2-6 L	15-8-2
26	Nov. 30	Colorado	5-2 W	16-8-2
27	Dec. 1	@ Edmonton	3-5 L	16-9-2
28	Dec. 4	Boston	5-2 W	17-9-2
29	Dec. 9	Ottawa	3-2 W (SO)	18-9-2
30	Dec. 13	@ NY Rangers	3-2 W	19-9-2
31	Dec. 15	@ Philadelphia	5-4 W	20-9-2
32	Dec. 17	Edmonton	4-5 O (OT)	20-9-3
33	Dec. 19	Los Angeles	3-4 O (SO)	20-9-4
34	Dec. 21	Edmonton	6-7 L	20-10-4
35	Dec. 23	Calgary	5-6 O (SO)	20-10-5
36	Dec. 26	Calgary	1-2 L	20-11-5
37	Dec. 28	Nashville	4-3 W	21-11-5
38	Dec. 31	@ Minnesota	3-4 L	21-12-5
39	Jan. 2	@ St. Louis	1-4 L	21-13-5
40	Jan. 4	@ Dallas	1-3 L	21-14-5
41	Jan. 5	@ Chicago	3-2 W	22-14-5

No	Date	Opponent	Score	Record
42	Jan. 7	Calgary	4-3 W (OT)	23-14-5
43	Jan. 10	Toronto	4-3 W	24-14-5
44	Jan. 13	@ New Jersey	0-3 L	24-15-5
45	Jan. 14	@ NY Islanders	8-1 W	25-15-5
46	Jan. 16	@ Pittsburgh	4-2 W	26-15-5
47	Jan. 19	Buffalo	4-1 W	27-15-5
48	Jan. 21	Montreal	6-2 W	28-15-5
49	Jan. 23	@ St. Louis	0-4 L	28-16-5
50	Jan. 24	@ Columbus	5-6 L	28-17-5
51	Jan. 26	@ Detroit	1-2 L	28-18-5
52	Jan. 28	@ Colorado	4-3 W (SO)	29-18-5
53	Jan. 31	@ Phoenix	7-4 W	30-18-5
54	Feb. 3	@ Calgary	3-1 W	31-18-5
55	Feb. 4	@ Edmonton	1-3 L	31-19-5
56	Feb. 6	Columbus	7-4 W	32-19-5
57	Feb. 8	St. Louis	2-4 L	32-20-5
58	Feb. 10	Anaheim	1-3 L	32-21-5
59	Feb. 12	Minnesota	3-2 W (OT)	33-21-5
60	Feb. 28	@ Calgary	2-1 W	34-21-5
61	Mar. 2	@ Nashville	1-3 L	34-22-5
62	Mar. 3	@ Chicago	5-4 W (SO)	35-22-5
63	Mar. 5	St. Louis	1-4 L	35-23-5
64	Mar. 9	Nashville	2-3 O (OT)	35-23-6
65	Mar. 11	Dallas	1-2 L	35-24-6
66	Mar. 13	@ Dallas	2-4 L	35-25-6
67	Mar. 14	@ Nashville	0-5 L	35-26-6
68	Mar. 17	@ Columbus	3-2 W	36-26-6
69	Mar. 19	Detroit	3-7 L	36-27-6
70	Mar. 21	@ Edmonton	4-1 W	37-27-6
71	Mar. 23	Edmonton	4-3 W (SO)	38-27-6
72	Mar. 25	Edmonton	2-3 L	38-28-6
73	Mar. 27	Los Angeles	7-4 W	39-28-6
74	Mar. 29	Minnesota	2-1 W	40-28-6
75	Mar. 31	Minnesota	1-2 O (SO)	40-28-7
76	Apr. 2	@ Anaheim	2-6 L	40-29-7
77	Apr. 3	@ Los Angeles	0-1 L	40-30-7
78	Apr. 8	Calgary	3-2 W (OT)	41-30-7
79	Apr. 10	Anaheim	2-4 L	41-31-7
80	Apr. 12	San Jose	4-5 O (OT)	41-31-8
81	Apr. 13	@ San Jose	3-5 L	41-32-8
82	Apr. 15	Colorado	4-3 W (OT)	42-32-8

CANUCKS

PLAYERS

IN THE SYSTEM

2017/18 REVIEW

OPPONENTS

HISTORY

ALL TIME RECORDS

PLAYOFFS

NHL

MEDIA SERVICES

2006.07 SEASON RECORD

NORTHWEST DIVISION FINISH

1st (105 Points)

COACH

Alain Vigneault

GM

Dave Nonis

CAPTAIN

Markus Naslund

SCORING

Player	GP	G	A	PTS	PIM
D. Sedin	81	36	48	84	36
H. Sedin	82	10	71	81	66
Naslund	82	24	36	60	54
Morrison	82	20	31	51	60
Smolinski	VAN 20	4	3	7	8
	CHI 62	14	23	37	29
Bieksa	81	12	30	42	134
Pyatt	76	23	14	37	42
Salo	67	14	23	37	26
Ohlund	77	11	20	31	80
Cooke	81	10	20	30	64
Sopel	VAN 20	1	4	5	10
	LA 44	4	19	23	14
Linden	80	12	13	25	34
Bulis	79	12	11	23	70
Kesler	48	6	10	16	40
Krajicek	78	3	13	16	64
Cowan	VAN 42	7	3	10	93
	LA 21	0	2	2	32
Mitchell	62	1	10	11	45

Player	GP	G	A	PTS	PIM
Burrows	81	3	6	9	93
Green	57	2	5	7	25
Fitzpatrick	58	1	6	7	46
Santala	30	1	5	6	24
Chouinard	42	2	2	4	10
Edler	22	1	2	3	6
Tremblay	12	1	2	3	12
Coulombe	7	0	1	1	4
Moran	3	0	1	1	2
Bourdon	9	0	0	0	4
Bouck	6	0	0	0	16
Reid	3	0	0	0	0
Schultz	2	0	0	0	0
Goren	2	0	0	0	0
Rypien	2	0	0	0	5
Smith	1	0	0	0	0
McIver	2	0	0	0	7

Goaltender	GPI	MIN	GA	SO	AVG	W-L-T
Luongo	76	4,490	171	5	2.29	47-22-6
Sabourin	9	480	21	0	2.63	2-4-1

RESULTS

No	Date	Opponent	Score	Record
1	Oct. 5	@ Detroit	3-1 W	1-0-0
2	Oct. 6	@ Columbus	3-2 W (OT)	2-0-0
3	Oct. 8	@ Colorado	2-3 L	2-1-0
4	Oct. 10	@ Minnesota	1-2 O (SO)	2-1-1
5	Oct. 13	San Jose	4-6 L	2-2-1
6	Oct. 16	Edmonton	2-1 W	3-2-1
7	Oct. 17	@ Edmonton	1-2 L	3-3-1
8	Oct. 20	@ St. Louis	3-2 W (OT)	4-3-1
9	Oct. 21	@ Nashville	4-3 W (OT)	5-3-1
10	Oct. 23	@ Dallas	1-2 L	5-4-1
11	Oct. 25	@ Chicago	5-0 W	6-4-1
12	Oct. 27	Washington	3-2 W (SO)	7-4-1
13	Oct. 31	Nashville	2-3 L	7-5-1
14	Nov. 2	@ Minnesota	2-5 L	7-6-1
15	Nov. 4	@ Colorado	2-3 L	7-7-1
16	Nov. 6	Dallas	2-1 W	8-7-1
17	Nov. 9	Anaheim	0-6 L	8-8-1
18	Nov. 11	Calgary	2-3 L	8-9-1
19	Nov. 14	Detroit	2-3 L	8-10-1
20	Nov. 17	St. Louis	4-2 W	9-10-1
21	Nov. 19	Chicago	2-1 W	10-10-1
22	Nov. 22	@ Detroit	4-3 W (OT)	11-10-1
23	Nov. 23	@ Nashville	0-6 L	11-11-1
24	Nov. 25	@ Colorado	1-4 L	11-12-1
25	Nov. 28	Columbus	1-0 W	12-12-1
26	Nov. 30	Anaheim	1-2 L	12-13-1
27	Dec. 2	Colorado	2-1 W	13-13-1
28	Dec. 4	Edmonton	0-4 L	13-14-1
29	Dec. 8	Carolina	4-3 W (OT)	14-14-1
30	Dec. 9	@ Calgary	3-5 L	14-15-1
31	Dec. 12	Phoenix	2-5 W	15-15-1
32	Dec. 14	Calgary	3-1 W	16-15-1
33	Dec. 16	Minnesota	2-1 W	17-15-1
34	Dec. 19	@ Minnesota	2-5 L	17-16-1
35	Dec. 21	@ Boston	0-2 L	17-17-1
36	Dec. 22	@ Columbus	2-3 L	17-18-1
37	Dec. 26	@ Calgary	3-1 W	18-18-1
38	Dec. 27	Calgary	6-5 W (OT)	19-18-1
39	Dec. 30	Edmonton	6-2 W	20-18-1
40	Jan. 2	@ Calgary	3-2 W	21-18-1
41	Jan. 3	Dallas	2-1 W (SO)	22-18-1

No	Date	Opponent	Score	Record
42	Jan. 5	Edmonton	3-2 W (OT)	23-18-1
43	Jan. 7	Florida	4-3 W (SO)	24-18-1
44	Jan. 11	Minnesota	2-5 L	24-19-1
45	Jan. 13	@ Toronto	6-1 W	25-19-1
46	Jan. 16	@ Montreal	4-1 W	26-19-1
47	Jan. 18	@ Ottawa	2-0 W	27-19-1
48	Jan. 19	@ Buffalo	3-4 O (SO)	27-19-2
49	Jan. 26	Los Angeles	3-0 O (OT)	27-19-3
50	Jan. 28	San Jose	2-1 W	28-19-3
51	Jan. 30	Columbus	2-3 O (SO)	28-19-4
52	Feb. 1	Edmonton	5-3 W	29-19-4
53	Feb. 3	@ Calgary	3-4 L	29-20-4
54	Feb. 6	@ Edmonton	5-2 W	30-20-4
55	Feb. 7	Chicago	0-3 L	30-21-4
56	Feb. 10	Atlanta	3-2 W	31-21-4
57	Feb. 14	@ Minnesota	3-2 W (OT)	32-21-4
58	Feb. 16	@ Chicago	2-1 W (SO)	33-21-4
59	Feb. 18	Colorado	5-4 W	34-21-4
60	Feb. 20	@ Anaheim	3-2 W (OT)	35-21-4
61	Feb. 22	@ Los Angeles	3-2 W	36-21-4
62	Feb. 25	@ Dallas	1-2 O (OT)	36-21-5
63	Feb. 27	@ St. Louis	1-3 L	36-22-5
64	Mar. 1	Phoenix	4-3 W	37-22-5
65	Mar. 4	Minnesota	4-3 W (SO)	38-22-5
66	Mar. 6	Tampa Bay	5-1 W	39-22-5
67	Mar. 8	@ Phoenix	4-2 W	40-22-5
68	Mar. 9	@ San Jose	2-1 W (OT)	41-22-5
69	Mar. 11	@ Anaheim	2-4 L	41-23-5
70	Mar. 13	Minnesota	2-3 O (OT)	41-23-6
71	Mar. 15	St. Louis	3-2 W (OT)	42-23-6
72	Mar. 17	Detroit	4-1 W	43-23-6
73	Mar. 19	@ Edmonton	2-1 W	44-23-6
74	Mar. 21	Nashville	2-0 W	45-23-6
75	Mar. 25	Colorado	4-5 O (SO)	45-23-7
76	Mar. 27	@ Colorado	3-0 W	46-23-7
77	Mar. 29	@ Los Angeles	4-2 W	47-23-7
78	Mar. 31	Calgary	2-3 L	47-24-7
79	Apr. 3	Los Angeles	4-2 W	48-24-7
80	Apr. 5	Colorado	1-3 L	48-25-7
81	Apr. 7	@ San Jose	4-3 W (OT)	49-25-7
82	Apr. 8	@ Phoenix	1-3 L	49-26-7

2007.08 SEASON RECORD

NORTHWEST DIVISION FINISH

5th (88 Points)

COACH

Alain Vigneault

GM

Dave Nonis

CAPTAIN

Markus Naslund

SCORING

Player	GP	G	A	PTS	PIM	Player	GP	G	A	PTS	PIM	
H. Sedin	82	15	61	76	56	Krajicek	39	2	9	11	36	
D. Sedin	82	29	45	74	50	Isbister	55	6	5	11	38	
Naslund	82	25	30	55	46	Ritchie	71	3	8	11	80	
Pyatt	79	16	21	37	60	Miller	57	1	8	9	32	
Kesler	80	21	16	37	79	Jaffray	19	2	4	6	19	
Burrows	82	12	19	31	179	Rypien	22	1	2	3	41	
Morrison	39	9	16	25	18	Bourdon	27	2	0	2	20	
Salo	63	8	17	25	38	Brown	19	1	0	1	55	
Ohlund	53	9	15	24	79	Cowan	46	0	1	1	110	
Raymond	49	9	12	21	2	Weaver	55	0	1	1	33	
Edler	75	8	12	20	42	Fitzgerald	1	0	0	0	0	
Pettinger	VAN 20	4	2	6	11	McIver	17	0	0	0	52	
	WSH 56	2	5	7	25	Hansen	5	0	0	0	2	
Shannon	27	5	8	13	24							
Linden	59	7	5	12	15	Goaltender	GPI	4,233	168	6	2.38	35-29-9
Mitchell	72	2	10	12	81	Luongo	16	679	32	0	2.83	4-3-1
Biekša	34	2	10	12	90	Sanford	2	61	3	0	2.95	0-1-0
						MacIntyre						

RESULTS

No	Date	Opponent	Score	Record	No	Date	Opponent	Score	Record
1	Oct. 5	San Jose	1-3 L	0-1-0	42	Jan. 8	NY Islanders	3-2 O (SO)	24-14-4
2	Oct. 6	@ Calgary	4-3 W (OT)	1-1-0	43	Jan. 10	@ San Jose	1-3 L	24-15-4
3	Oct. 10	Philadelphia	2-8 L	1-2-0	44	Jan. 11	Phoenix	3-4 L	24-16-4
4	Oct. 12	@ Edmonton	5-2 W	2-2-0	45	Jan. 13	@ St. Louis	4-3 O (SO)	25-16-4
5	Oct. 13	Edmonton	4-1 W	3-2-0	46	Jan. 15	@ Columbus	2-3 L	25-17-4
6	Oct. 15	San Jose	2-4 L	3-3-0	47	Jan. 17	@ Detroit	2-3 O (SO)	25-17-5
7	Oct. 19	Los Angeles	2-4 L	3-4-0	48	Jan. 19	Los Angeles	3-4 L	25-18-5
8	Oct. 21	@ Columbus	4-1 W	4-4-0	49	Jan. 21	Minnesota	2-4 L	25-19-5
9	Oct. 22	@ Carolina	1-3 L	4-5-0	50	Jan. 23	St. Louis	3-2 O (SO)	26-19-5
10	Oct. 24	@ Detroit	2-3 L	4-6-0	51	Jan. 29	Dallas	3-4 L	26-20-5
11	Oct. 26	@ Washington	3-2 W	5-6-0	52	Jan. 31	@ Tampa Bay	3-4 L	26-21-5
12	Oct. 28	Detroit	2-3 L	5-7-0	53	Feb. 1	@ Florida	3-4 O (SO)	26-21-6
13	Nov. 1	Nashville	0-3 L	5-8-0	54	Feb. 5	@ Dallas	2-3 O (SO)	26-21-7
14	Nov. 3	@ Colorado	4-3 W	6-8-0	55	Feb. 7	@ Atlanta	2-1 W	27-21-7
15	Nov. 8	@ Calgary	3-2 W	7-8-0	56	Feb. 9	Colorado	2-6 L	27-22-7
16	Nov. 9	Colorado	2-1 W (OT)	8-8-0	57	Feb. 10	Chicago	3-2 W (SO)	28-22-7
17	Nov. 14	Edmonton	0-1 O (SO)	8-8-1	58	Feb. 14	Minnesota	4-5 O (SO)	28-22-8
18	Nov. 16	Minnesota	6-2 W	9-8-1	59	Feb. 16	Edmonton	4-2 W	29-22-8
19	Nov. 18	Calgary	4-1 W	10-8-1	60	Feb. 19	@ Minnesota	3-2 O (OT)	30-22-8
20	Nov. 20	@ Edmonton	4-5 O (SO)	10-8-2	61	Feb. 21	@ Nashville	3-2 O (SO)	31-22-8
21	Nov. 21	@ Minnesota	4-2 W	11-8-2	62	Feb. 23	Detroit	4-1 W	32-22-8
22	Nov. 23	@ St. Louis	1-3 L	11-9-2	63	Feb. 27	Colorado	2-3 O (SO)	32-22-9
23	Nov. 25	Chicago	2-0 W	12-9-2	64	Feb. 29	Columbus	2-3 O (OT)	32-22-10
24	Nov. 27	Anaheim	4-0 W	13-9-2	65	Mar. 2	@ Chicago	1-4 L	32-23-10
25	Nov. 29	Columbus	2-0 W	14-9-2	66	Mar. 4	@ Colorado	1-2 L	32-24-10
26	Dec. 2	@ Minnesota	1-2 L	14-10-2	67	Mar. 6	Nashville	6-2 W	33-24-10
27	Dec. 5	@ Chicago	3-2 W	15-10-2	68	Mar. 8	St. Louis	4-2 W	34-24-10
28	Dec. 6	@ Nashville	5-2 W	16-10-2	69	Mar. 10	@ Los Angeles	2-1 W (OT)	35-24-10
29	Dec. 8	Pittsburgh	1-2 O (SO)	16-10-3	70	Mar. 12	@ Anaheim	1-4 L	35-25-10
30	Dec. 10	@ Los Angeles	2-4 L	16-11-3	71	Mar. 13	@ Phoenix	0-2 L	35-26-10
31	Dec. 12	@ Anaheim	3-2 W	17-11-3	72	Mar. 15	@ Dallas	4-3 W	36-26-10
32	Dec. 13	@ San Jose	2-5 L	17-12-3	73	Mar. 17	Phoenix	3-1 W	37-26-10
33	Dec. 15	@ Edmonton	1-2 O (SO)	17-12-4	74	Mar. 20	@ Edmonton	4-1 W	38-26-10
34	Dec. 18	New Jersey	5-0 W	18-12-4	75	Mar. 21	Minnesota	1-2 L	38-27-10
35	Dec. 20	Dallas	3-2 W	19-12-4	76	Mar. 25	@ Calgary	2-3 L	38-28-10
36	Dec. 22	@ Phoenix	2-1 O (SO)	20-12-4	77	Mar. 26	@ Colorado	3-6 L	38-29-10
37	Dec. 23	@ Colorado	1-3 L	20-13-4	78	Mar. 28	@ Minnesota	0-4 L	38-30-10
38	Dec. 27	Calgary	5-3 W	21-13-4	79	Mar. 30	Calgary	6-2 W	39-30-10
39	Dec. 30	Anaheim	2-1 W	22-13-4	80	Apr. 1	Colorado	2-4 L	39-31-10
40	Dec. 31	@ Calgary	1-2 L	22-14-4	81	Apr. 3	Edmonton	1-2 L	39-32-10
41	Jan. 3	NY Rangers	3-0 W	23-14-4	82	Apr. 5	Calgary	1-7 L	39-33-10

CANUCKS

PLAYERS

IN THE SYSTEM

2017/18 REVIEW

OPPONENTS

HISTORY

ALL TIME RECORDS

PLAYOFFS

NHL

MEDIA SERVICES

2008.09 SEASON RECORD

NORTHWEST DIVISION FINISH

1st (100 Points)

COACH

Alain Vigneault

GM

Michael D. Gillis

CAPTAIN

Roberto Luongo

SCORING

Player	GP	G	A	PTS	PIM
D. Sedin	82	31	51	82	36
H. Sedin	82	22	60	82	48
Kesler	82	26	33	59	61
Demitra	69	20	33	53	20
Burrows	82	28	23	51	150
Bieksa	72	11	32	43	97
Edler	80	10	27	37	54
Bernier	81	15	17	32	27
Sundin	41	9	19	28	28
Wellwood	74	18	9	27	4
Ohlund	82	6	19	25	105
Salo	60	5	20	25	26
Mitchell	82	3	20	23	59
Raymond	72	11	12	23	24
Hansen	55	6	15	21	37
Pyatt	69	10	9	19	43

Player	GP	G	A	PTS	PIM
Vaananen	VAN 3	0	1	1	0
	PHI 46	1	9	10	22
O'Brien	77	0	10	10	196
Johnson	62	2	7	9	12
Hordichuk	73	4	1	5	109
Jaffray	14	2	2	4	14
Rypien	12	3	0	3	19
Davidson	23	0	2	2	51
Krog	4	1	0	1	2
Bolduc	7	0	1	1	4
Ouellet	3	0	0	0	0

Goaltender	GPI	MIN	GA	SO	AVG	W-L-T
Luongo	54	3,181	124	9	2.34	33-13-7
LaBarbera	28	1,447	67	2	2.78	8-10-6
Sanford	19	973	42	1	2.59	7-8-0
Schneider	8	355	20	0	3.38	2-4-1

RESULTS

No	Date	Opponent	Score	Record
1	Oct. 9	Calgary	6-0 W	1-0-0
2	Oct. 11	@ Calgary	5-4 W (OT)	2-0-0
3	Oct. 13	@ Washington	1-5 L	2-1-0
4	Oct. 16	@ Detroit	4-3 W (OT)	3-1-0
5	Oct. 17	@ Buffalo	2-5 L	3-2-0
6	Oct. 19	@ Chicago	2-4 L	3-3-0
7	Oct. 21	@ Columbus	2-4 L	3-4-0
8	Oct. 25	Edmonton	6-3 W	4-4-0
9	Oct. 28	Boston	0-1 L	4-5-0
10	Oct. 30	@ Los Angeles	4-0 W	5-5-0
11	Oct. 31	@ Anaheim	7-6 W (SO)	6-5-0
12	Nov. 2	Detroit	2-3 L	6-6-0
13	Nov. 4	Nashville	4-0 W	7-6-0
14	Nov. 6	Phoenix	1-0 W	8-6-0
15	Nov. 8	Minnesota	2-0 W	9-6-0
16	Nov. 12	Colorado	2-1 O (SO)	9-6-1
17	Nov. 15	Toronto	4-2 W	10-6-1
18	Nov. 17	@ NY Islanders	2-1 O (SO)	10-6-2
19	Nov. 19	@ NY Rangers	6-3 W	11-6-2
20	Nov. 20	@ Minnesota	3-2 W	12-6-2
21	Nov. 22	@ Pittsburgh	3-1 W	13-6-2
22	Nov. 24	Detroit	3-2 W (OT)	14-6-2
23	Nov. 27	Calgary	3-4 L	14-7-2
24	Nov. 29	@ Calgary	1-3 L	14-8-2
25	Dec. 1	@ Columbus	2-3 L	14-9-2
26	Dec. 4	@ Detroit	5-6 L	14-10-2
27	Dec. 5	@ Minnesota	2-1 W	15-10-2
28	Dec. 7	@ Colorado	4-5 O (SO)	15-10-3
29	Dec. 9	@ Nashville	3-1 W	16-10-3
30	Dec. 13	@ Edmonton	0-3 L	16-11-3
31	Dec. 14	Florida	5-3 W	17-11-3
32	Dec. 17	Edmonton	4-2 W	18-11-3
33	Dec. 20	Chicago	1-3 L	18-12-3
34	Dec. 22	Anaheim	4-3 W	19-12-3
35	Dec. 23	@ San Jose	0-5 L	19-13-3
36	Dec. 26	Edmonton	2-3 L	19-14-3
37	Dec. 28	Ottawa	3-0 W	20-14-3
38	Dec. 30	Philadelphia	2-3 L	20-15-3
39	Jan. 1	@ Nashville	2-1 W	21-15-3
40	Jan. 2	@ Atlanta	3-4 O (SO)	21-15-4
41	Jan. 4	Dallas	2-3 O (SO)	21-15-5

No	Date	Opponent	Score	Record
42	Jan. 7	@ Edmonton	4-2 W	22-15-5
43	Jan. 9	St. Louis	4-6 L	22-16-5
44	Jan. 10	San Jose	2-4 L	22-17-5
45	Jan. 13	New Jersey	3-5 L	22-18-5
46	Jan. 15	Phoenix	1-4 L	22-19-5
47	Jan. 18	Columbus	5-6 O (SO)	22-19-6
48	Jan. 20	@ San Jose	2-1 O (OT)	22-19-7
49	Jan. 28	Nashville	3-5 L	22-20-7
50	Jan. 31	Minnesota	3-4 O (OT)	22-20-8
51	Feb. 3	Carolina	4-3 W	23-20-8
52	Feb. 7	Chicago	3-3 W	24-20-8
53	Feb. 10	@ St. Louis	6-4 W	25-20-8
54	Feb. 12	@ Phoenix	4-3 W	26-20-8
55	Feb. 13	@ Dallas	1-2 L	26-21-8
56	Feb. 15	Montreal	4-2 W	27-21-8
57	Feb. 17	@ Calgary	4-3 W (SO)	28-21-8
58	Feb. 19	@ Ottawa	5-2 W	29-21-8
59	Feb. 21	@ Toronto	3-2 W (SO)	30-21-8
60	Feb. 24	@ Montreal	0-3 L	30-22-8
61	Feb. 27	Tampa Bay	2-1 W	31-22-8
62	Mar. 1	Columbus	3-1 W	32-22-8
63	Mar. 3	Minnesota	4-2 W	33-22-8
64	Mar. 7	San Jose	3-1 W	34-22-8
65	Mar. 9	@ Los Angeles	2-3 L	34-23-8
66	Mar. 11	@ Anaheim	4-3 O (OT)	34-23-9
67	Mar. 13	Los Angeles	4-2 W	35-23-9
68	Mar. 15	Colorado	4-2 W	36-23-9
69	Mar. 17	Dallas	4-2 W	37-23-9
70	Mar. 19	St. Louis	3-0 W	38-23-9
71	Mar. 21	@ Phoenix	1-5 L	38-24-9
72	Mar. 24	@ Dallas	5-2 W	39-24-9
73	Mar. 26	@ St. Louis	2-4 L	39-25-9
74	Mar. 27	@ Colorado	4-1 W	40-25-9
75	Mar. 29	@ Chicago	4-0 W	41-25-9
76	Mar. 31	@ Minnesota	2-1 W (OT)	42-25-9
77	Apr. 2	Anaheim	5-6 O (SO)	42-25-10
78	Apr. 4	@ Edmonton	3-5 L	42-26-10
79	Apr. 5	Colorado	1-4 L	42-27-10
80	Apr. 7	Calgary	4-1 W	43-27-10
81	Apr. 9	Los Angeles	1-0 W	44-27-10
82	Apr. 11	@ Colorado	1-0 W (OT)	45-27-10

2009.10 SEASON RECORD

NORTHWEST DIVISION FINISH

1st (103 Points)

COACH

Alain Vigneault

GM

Michael D. Gillis

CAPTAIN

Roberto Luongo

SCORING

Player	GP	G	A	PTS	PIM
H. Sedin	82	29	83	112	48
D. Sedin	63	29	56	85	28
Kesler	82	25	50	75	104
Burrows	82	35	32	67	121
Samuelsson	74	30	23	53	64
Raymond	82	25	28	53	48
Ehrhoff	80	14	30	44	42
Edler	76	5	37	42	40
Salo	68	9	19	28	18
Wellwood	75	14	11	25	12
Bernier	59	11	11	22	21
Biekša	55	3	19	22	85
Demitra	28	3	13	16	0
Hansen	47	9	6	15	18
Mitchell	48	4	8	12	48
Grabner	20	5	6	11	8
Glass	67	4	7	11	115
Rypien	69	4	4	8	126

Player	GP	G	A	PTS	PIM
O'Brien	65	2	6	8	79
Johnson	58	1	4	5	12
M. Schneider	17	2	3	5	12
Rome	49	0	4	4	24
Pettinger	9	1	2	3	6
Baumgartner	12	1	1	2	2
Alberts	14	1	1	2	13
Hordichuk	56	1	1	2	142
Lukowich	13	1	1	2	4
Shirokov	6	0	0	0	2
Bliznak	2	0	0	0	0
Bolduc	15	0	0	0	13
Desbiens	1	0	0	0	2
Oberg	2	0	0	0	0

Goaltender	GPI	MIN	GA	SO	AVG	W-L-T
Luongo	68	3,899	167	4	2.57	40-22-4
Raycroft	21	967	39	1	2.42	9-5-1
C. Schneider	2	78	5	0	3.80	0-1-0

RESULTS

No	Date	Opponent	Score	Record
1	Oct. 1	@ Calgary	3-5 L	0-1-0
2	Oct. 3	@ Colorado	0-3 L	0-2-0
3	Oct. 5	Columbus	3-5 L	0-3-0
4	Oct. 7	Montreal	7-1 W	1-3-0
5	Oct. 11	Dallas	4-3 W (SO)	2-3-0
6	Oct. 16	@ Calgary	3-5 L	2-4-0
7	Oct. 17	Minnesota	2-1 W	3-4-0
8	Oct. 19	@ Edmonton	1-2 L	3-5-0
9	Oct. 21	@ Chicago	3-2 W	4-5-0
10	Oct. 24	Toronto	3-1 W	5-5-0
11	Oct. 25	Edmonton	2-0 W	6-5-0
12	Oct. 27	Detroit	4-5 L	6-6-0
13	Oct. 29	@ Los Angeles	4-3 W (SO)	7-6-0
14	Oct. 30	@ Anaheim	2-7 L	7-7-0
15	Nov. 1	Colorado	3-0 W	8-7-0
16	Nov. 3	NY Rangers	4-1 W	9-7-0
17	Nov. 5	@ Minnesota	5-2 W	10-7-0
18	Nov. 6	@ Dallas	1-2 L	10-8-0
19	Nov. 10	@ St. Louis	1-6 L	10-9-0
20	Nov. 12	@ Detroit	1-3 L	10-10-0
21	Nov. 14	@ Colorado	8-2 W	11-10-0
22	Nov. 20	Colorado	5-2 W	12-10-0
23	Nov. 22	Chicago	0-1 L	12-11-0
24	Nov. 26	Los Angeles	4-1 W	13-11-0
25	Nov. 28	Edmonton	7-3 W	14-11-0
26	Nov. 29	San Jose	2-4 L	14-12-0
27	Dec. 2	@ New Jersey	5-2 W	15-12-0
28	Dec. 3	@ Philadelphia	3-0 W	16-12-0
29	Dec. 5	@ Carolina	3-5 L	16-13-0
30	Dec. 8	@ Nashville	2-4 L	16-14-0
31	Dec. 10	Atlanta	4-2 W	17-14-0
32	Dec. 12	Minnesota	4-3 W	18-14-0
33	Dec. 14	Los Angeles	3-1 W	19-14-0
34	Dec. 16	Anaheim	2-3 L	19-15-0
35	Dec. 18	Washington	3-2 W	20-15-0
36	Dec. 20	St. Louis	1-3 L	20-16-0
37	Dec. 22	Nashville	4-1 W	21-16-0
38	Dec. 26	Edmonton	4-1 W	22-16-0
39	Dec. 27	@ Calgary	5-1 W	23-16-0
40	Dec. 29	@ Phoenix	2-3 O (SO)	23-16-1
41	Dec. 31	@ St. Louis	4-3 W (OT)	24-16-1

No	Date	Opponent	Score	Record
42	Jan. 2	@ Dallas	3-1 W	25-16-1
43	Jan. 5	Columbus	7-0 W	26-16-1
44	Jan. 7	Phoenix	4-0 W	27-16-1
45	Jan. 9	Calgary	2-3 O (SO)	27-16-2
46	Jan. 11	Nashville	2-3 L	27-17-2
47	Jan. 13	@ Minnesota	2-5 L	27-18-2
48	Jan. 16	Pittsburgh	6-2 W	28-18-2
49	Jan. 20	@ Edmonton	3-2 W (OT)	29-18-2
50	Jan. 21	Dallas	4-3 W	30-18-2
51	Jan. 23	Chicago	5-1 W	31-18-2
52	Jan. 25	Buffalo	3-2 W	32-18-2
53	Jan. 27	St. Louis	3-2 W	33-18-2
54	Jan. 30	@ Toronto	5-3 W	34-18-2
55	Feb. 2	@ Montreal	2-3 L	34-19-2
56	Feb. 4	@ Ottawa	1-3 L	34-20-2
57	Feb. 6	@ Boston	3-2 W (SO)	35-20-2
58	Feb. 9	@ Tampa Bay	1-3 L	35-21-2
59	Feb. 11	@ Florida	3-0 W	36-21-2
60	Feb. 12	@ Columbus	4-3 W	37-21-2
61	Feb. 14	@ Minnesota	2-6 L	37-22-2
62	Mar. 2	@ Columbus	4-3 W (OT)	38-22-2
63	Mar. 3	@ Detroit	6-3 W	39-22-2
64	Mar. 5	@ Chicago	3-6 L	39-23-2
65	Mar. 7	@ Nashville	4-2 W	40-23-2
66	Mar. 9	@ Colorado	6-4 W	41-23-2
67	Mar. 10	@ Phoenix	3-4 O (SO)	41-23-3
68	Mar. 13	Ottawa	5-1 W	42-23-3
69	Mar. 14	Calgary	3-1 W	43-23-3
70	Mar. 16	NY Islanders	2-5 L	43-24-3
71	Mar. 18	San Jose	3-2 W	44-24-3
72	Mar. 20	Detroit	3-4 O (OT)	44-24-4
73	Mar. 23	@ Edmonton	2-3 L	44-25-4
74	Mar. 24	Anaheim	4-1 W	45-25-4
75	Mar. 27	@ San Jose	2-4 L	45-26-4
76	Mar. 30	Phoenix	4-1 W	46-26-4
77	Apr. 1	@ Los Angeles	3-8 L	46-27-4
78	Apr. 2	@ Anaheim	5-4 W (SO)	47-27-4
79	Apr. 4	Minnesota	4-3 W (OT)	48-27-4
80	Apr. 6	Colorado	4-0 O (SO)	48-27-5
81	Apr. 8	@ San Jose	2-4 L	48-28-5
82	Apr. 10	Calgary	7-3 W	49-28-5

CANUCKS

PLAYERS

IN THE SYSTEM

2017/18 REVIEW

OPPONENTS

HISTORY

ALL TIME RECORDS

PLAYOFFS

NHL

MEDIA SERVICES

2010.11 SEASON RECORD

NORTHWEST DIVISION FINISH

1st (117 Points)

COACH

Alain Vigneault

GM

Michael D. Gillis

CAPTAIN

Henrik Sedin

SCORING

Player	GP	G	A	PTS	PIM
D. Sedin	82	41	63	104	32
H. Sedin	82	19	75	94	40
Kesler	82	41	32	73	66
Samuelsson	75	18	32	50	36
Ehrhoff	79	14	36	50	52
Burrows	72	26	22	48	77
Raymond	70	15	24	39	10
Edler	51	8	25	33	24
Malhotra	72	11	19	30	22
Torres	80	14	15	29	78
Hansen	82	9	20	29	32
Higgins VAN	14	2	3	5	6
FLA	48	11	12	23	10
Hamhuis	64	6	17	23	34
Bieksa	66	6	16	22	73
Tambellini	62	9	8	17	18
Lapierre VAN	19	1	0	1	8
ANA	21	0	3	3	9
MTL	38	5	3	8	63
Glass	73	3	7	10	72
Salo	27	3	4	7	14
Ballard	65	2	5	7	53

Player	GP	G	A	PTS	PIM
Alberts	42	1	6	7	41
Rome	56	1	4	5	53
Bolduc	24	2	2	4	21
Oreskovich	16	0	3	3	8
Sweatt	3	1	1	2	2
Hodgson	8	1	1	2	0
Volpatti	15	1	1	2	16
Schaefer	16	1	1	2	2
Shirokov	2	1	0	1	0
Bliznak	4	1	0	1	0
Rypien	9	0	1	1	31
Tanev	29	0	1	1	0
Oberg	2	0	0	0	0
Andersson	4	0	0	0	0
Parent	4	0	0	0	0
Sauve	5	0	0	0	0
Perrault	7	0	0	0	0
Desbiens	12	0	0	0	10

Goaltender	GPI	MIN	GA	SO	AVG	W-L-T
Luongo	60	3,590	126	4	2.11	38-15-7
Schneider	25	1,372	51	1	2.23	16-4-2

RESULTS

No	Date	Opponent	Score	Record
1	Oct. 9	Los Angeles	1-2 O (SO)	0-0-1
2	Oct. 11	Florida	2-1 W	1-0-1
3	Oct. 13	@ Anaheim	3-4 L	1-1-1
4	Oct. 15	@ Los Angeles	1-4 L	1-2-1
5	Oct. 17	Carolina	5-1 W	2-2-1
6	Oct. 19	@ Minnesota	2-6 L	2-3-1
7	Oct. 20	@ Chicago	1-2 O (SO)	2-3-2
8	Oct. 22	Minnesota	5-1 W	3-3-2
9	Oct. 26	Colorado	4-3 W (OT)	4-3-2
10	Nov. 1	New Jersey	3-0 W	5-3-2
11	Nov. 2	@ Edmonton	4-3 W	6-3-2
12	Nov. 4	@ Colorado	3-1 W	7-3-2
13	Nov. 6	Detroit	6-4 W	8-3-2
14	Nov. 9	@ Montreal	0-2 L	8-4-2
15	Nov. 11	@ Ottawa	6-2 W	9-4-2
16	Nov. 13	@ Toronto	5-3 W	10-4-2
17	Nov. 15	@ Buffalo	3-4 O (OT)	10-4-3
18	Nov. 17	@ Pittsburgh	1-3 L	10-5-3
19	Nov. 20	Chicago	1-7 L	10-6-3
20	Nov. 21	Phoenix	2-3 L	10-7-3
21	Nov. 24	Colorado	4-2 W	11-7-3
22	Nov. 26	San Jose	6-1 W	12-7-3
23	Dec. 1	@ Calgary	7-2 W	13-7-3
24	Dec. 3	@ Chicago	3-0 W	14-7-3
25	Dec. 5	St. Louis	2-3 L	14-8-3
26	Dec. 8	Anaheim	5-4 W (SO)	15-8-3
27	Dec. 11	Tampa Bay	4-5 O (OT)	15-8-4
28	Dec. 12	@ Edmonton	2-1 W	16-8-4
29	Dec. 15	Columbus	3-2 W (OT)	17-8-4
30	Dec. 18	Toronto	4-1 W	18-8-4
31	Dec. 20	@ St. Louis	3-1 W	19-8-4
32	Dec. 22	@ Detroit	4-5 O (OT)	19-8-5
33	Dec. 23	@ Columbus	7-3 W	20-8-5
34	Dec. 26	Edmonton	3-2 W	21-8-5
35	Dec. 28	Philadelphia	6-2 W	22-8-5
36	Dec. 31	@ Dallas	4-1 W	23-8-5
37	Jan. 2	@ Colorado	2-1 W	24-8-5
38	Jan. 3	@ San Jose	4-3 W	25-8-5
39	Jan. 5	Calgary	3-1 W	26-8-5
40	Jan. 7	Edmonton	6-1 W	27-8-5
41	Jan. 8	Detroit	1-2 O (SO)	27-8-6

No	Date	Opponent	Score	Record
42	Jan. 11	@ NY Islanders	4-3 W (SO)	28-8-6
43	Jan. 13	@ NY Rangers	0-1 L	28-9-6
44	Jan. 14	@ Washington	4-2 W	29-9-6
45	Jan. 16	@ Minnesota	0-4 L	29-10-6
46	Jan. 18	@ Colorado	3-4 O (OT)	29-10-7
47	Jan. 20	San Jose	1-2 O (SO)	29-10-8
48	Jan. 22	Calgary	3-4 O (SO)	29-10-9
49	Jan. 24	Dallas	7-1 W	30-10-9
50	Jan. 26	Nashville	2-1 W	31-10-9
51	Feb. 1	@ Dallas	4-1 W	32-10-9
52	Feb. 2	@ Phoenix	6-0 W	33-10-9
53	Feb. 4	Chicago	4-3 W	34-10-9
54	Feb. 7	Ottawa	4-2 W	35-10-9
55	Feb. 9	Anaheim	3-4 L	35-11-9
56	Feb. 12	Calgary	4-2 W	36-11-9
57	Feb. 14	@ St. Louis	2-3 L	36-12-9
58	Feb. 15	@ Minnesota	4-1 W	37-12-9
59	Feb. 17	@ Nashville	1-3 L	37-13-9
60	Feb. 19	Dallas	5-2 W	38-13-9
61	Feb. 22	Montreal	2-3 L	38-14-9
62	Feb. 24	St. Louis	3-2 W	39-14-9
63	Feb. 26	Boston	1-3 L	39-15-9
64	Mar. 1	Columbus	2-1 W (SO)	40-15-9
65	Mar. 3	Nashville	0-3 L	40-16-9
66	Mar. 5	@ Los Angeles	3-1 W	41-16-9
67	Mar. 6	@ Anaheim	3-0 W	42-16-9
68	Mar. 8	@ Phoenix	4-3 W (OT)	43-16-9
69	Mar. 10	@ San Jose	5-4 W (SO)	44-16-9
70	Mar. 12	@ Calgary	4-3 W	45-16-9
71	Mar. 14	Minnesota	4-2 W	46-16-9
72	Mar. 16	Colorado	4-2 W	47-16-9
73	Mar. 18	Phoenix	1-3 L	47-17-9
74	Mar. 23	@ Detroit	2-1 W	48-17-9
75	Mar. 25	@ Atlanta	3-1 W	49-17-9
76	Mar. 27	@ Columbus	4-1 W	50-17-9
77	Mar. 29	@ Nashville	3-1 W	51-17-9
78	Mar. 31	Los Angeles	3-1 W	52-17-9
79	Apr. 2	Edmonton	1-4 L	52-18-9
80	Apr. 5	@ Edmonton	0-2 L	52-19-9
81	Apr. 7	Minnesota	5-0 W	53-19-9
82	Apr. 9	@ Calgary	3-2 W (OT)	54-19-9

2011.12 SEASON RECORD

NORTHWEST DIVISION FINISH

Ist (111 Points)

COACH

Alain Vigneault

GM

Michael D. Gillis

CAPTAIN

Henrik Sedin

SCORING

Player	GP	G	A	PTS	PIM
H. Sedin	82	14	67	81	52
D. Sedin	72	30	37	67	40
Burrows	80	28	24	52	90
Kesler	77	22	27	49	56
Edler	82	11	38	49	34
Bieksa	78	8	36	44	94
Higgins	71	18	25	43	16
Hansen	82	16	23	39	34
Hamhuis	82	4	33	37	46
Hodgson	63	16	17	33	8
Booth VAN	56	16	13	29	32
FLA	6	0	1	1	2
Salo	69	9	16	25	10
Raymond	55	10	10	20	18
Lapierre	82	9	10	19	130
Malhotra	78	7	11	18	14
Pahlsson VAN	19	2	4	6	12
CBJ	61	2	9	11	22
Gagnani VAN	14	1	2	3	6
BUF	44	1	11	12	20

Player	GP	G	A	PTS	PIM
Rome	43	4	6	10	46
Kassian VAN	17	1	2	3	21
BUF	27	3	4	7	30
Weise	68	4	4	8	81
Ballard	47	1	6	7	64
Ebbett	18	5	1	6	6
Bitz	10	1	3	4	14
Alberts	44	2	1	3	40
Samuelsson	6	1	2	3	6
Tanev	25	0	2	2	2
Duco	6	0	2	2	5
Volpatti	23	1	0	1	37
Sulzer	12	0	1	1	2
Mancari	6	0	0	0	0
Sturm	6	0	0	0	2
Sweatt	2	0	0	0	0
Oreskovich	1	0	0	0	7

Goaltender	GPI	MIN	GA	SO	AVG	W-L-T
Luongo	55	3,162	127	5	2.41	31-14-8
Schneider	33	1,833	60	3	1.96	20-8-1

RESULTS

No	Date	Opponent	Score	Record
1	Oct. 6	Pittsburgh	3-4 O (SO)	0-0-1
2	Oct. 10	@ Columbus	3-2 W	1-0-1
3	Oct. 12	@ Philadelphia	4-5 L	1-1-1
4	Oct. 13	@ Detroit	0-2 L	1-2-1
5	Oct. 15	@ Edmonton	4-3 W	2-2-1
6	Oct. 18	NY Rangers	0-4 L	2-3-1
7	Oct. 20	Nashville	5-1 W	3-3-1
8	Oct. 22	Minnesota	2-3 W (OT)	4-3-1
9	Oct. 25	@ Edmonton	3-2 L	4-4-1
10	Oct. 26	St. Louis	0-3 L	4-5-1
11	Oct. 29	Washington	7-4 W	5-5-1
12	Nov. 1	@ Calgary	5-1 W	6-5-1
13	Nov. 3	@ Minnesota	1-5 L	6-6-1
14	Nov. 4	@ St. Louis	2-3 L	6-7-1
15	Nov. 6	@ Chicago	6-2 W	7-7-1
16	Nov. 10	@ Los Angeles	3-2 W	8-7-1
17	Nov. 11	@ Anaheim	3-4 L	8-8-1
18	Nov. 13	NY Islanders	4-1 W	9-8-1
19	Nov. 16	Chicago	1-5 L	9-9-1
20	Nov. 20	Ottawa	2-1 W (OT)	10-9-1
21	Nov. 23	@ Colorado	3-0 W	11-9-1
22	Nov. 25	@ Phoenix	5-0 W	12-9-1
23	Nov. 26	@ San Jose	3-2 W	13-9-1
24	Nov. 29	Columbus	4-1 W	14-9-1
25	Dec. 1	Nashville	5-6 L	14-10-1
26	Dec. 4	Calgary	5-1 W	15-10-1
27	Dec. 6	Colorado	6-0 W	16-10-1
28	Dec. 8	@ Montreal	4-3 W (SO)	17-10-1
29	Dec. 10	@ Ottawa	4-1 W	18-10-1
30	Dec. 13	@ Columbus	1-2 O (SO)	18-10-2
31	Dec. 15	@ Carolina	3-4 L	18-11-2
32	Dec. 17	@ Toronto	5-3 W	19-11-2
33	Dec. 19	Minnesota	4-0 W	20-11-2
34	Dec. 21	Detroit	4-2 W	21-11-2
35	Dec. 23	Calgary	1-3 L	21-12-2
36	Dec. 26	Edmonton	5-3 W	22-12-2
37	Dec. 28	@ San Jose	3-2 W (OT)	23-12-2
38	Dec. 29	@ Anaheim	5-2 W	24-12-2
39	Dec. 31	@ Los Angeles	1-4 L	24-13-2
40	Jan. 2	San Jose	2-3 O (SO)	24-13-3
41	Jan. 4	Minnesota	3-0 W	25-13-3

No	Date	Opponent	Score	Record
42	Jan. 7	@ Boston	4-3 W	26-13-3
43	Jan. 9	@ Florida	1-2 L	26-14-3
44	Jan. 10	@ Tampa Bay	5-4 W (SO)	27-14-3
45	Jan. 12	@ St. Louis	3-2 W (OT)	28-14-3
46	Jan. 15	Anaheim	2-4 L	28-15-3
47	Jan. 17	Los Angeles	2-3 O (SO)	28-15-4
48	Jan. 21	San Jose	4-3 W	29-15-4
49	Jan. 24	Edmonton	3-2 W (SO)	30-15-4
50	Jan. 31	Chicago	3-2 W (OT)	31-15-4
51	Feb. 2	Detroit	3-4 O (SO)	31-15-5
52	Feb. 4	@ Colorado	3-2 W (SO)	32-15-5
53	Feb. 7	@ Nashville	4-3 W (SO)	33-15-5
54	Feb. 9	@ Minnesota	5-2 W	34-15-5
55	Feb. 11	@ Calgary	2-3 O (SO)	34-15-6
56	Feb. 13	Phoenix	2-1 W (SO)	35-15-6
57	Feb. 15	Colorado	3-1 W	36-15-6
58	Feb. 18	Toronto	6-2 W	37-15-6
59	Feb. 19	@ Edmonton	5-2 W	38-15-6
60	Feb. 21	@ Nashville	1-3 L	38-16-6
61	Feb. 23	@ Detroit	4-3 W (SO)	39-16-6
62	Feb. 24	@ New Jersey	2-1 W	40-16-6
63	Feb. 26	@ Dallas	2-3 O (OT)	40-16-7
64	Feb. 28	@ Phoenix	1-2 O (SO)	40-16-8
65	Mar. 1	St. Louis	2-0 W	41-16-8
66	Mar. 3	Buffalo	3-5 L	41-17-8
67	Mar. 6	Dallas	2-5 L	41-18-8
68	Mar. 8	Winnipeg	3-2 W	42-18-8
69	Mar. 10	Montreal	1-4 L	42-19-8
70	Mar. 14	Phoenix	4-5 L	42-20-8
71	Mar. 17	Columbus	4-3 W	43-20-8
72	Mar. 19	@ Minnesota	0-2 L	43-21-8
73	Mar. 21	@ Chicago	1-2 O (OT)	43-21-9
74	Mar. 22	@ Dallas	2-1 W	44-21-9
75	Mar. 24	@ Colorado	3-2 W (OT)	45-21-9
76	Mar. 26	Los Angeles	1-0 W	46-21-9
77	Mar. 28	Colorado	1-0 W	47-21-9
78	Mar. 30	Dallas	5-2 W	48-21-9
79	Mar. 31	Calgary	3-2 W (OT)	49-21-9
80	Apr. 3	Anaheim	5-4 W (SO)	50-21-9
81	Apr. 5	@ Calgary	2-3 L	50-22-9
82	Apr. 7	Edmonton	3-0 W	51-22-9

CANUCKS

PLAYERS

IN THE SYSTEM

2017.18 REVIEW

OPPONENTS

HISTORY

ALL TIME RECORDS

PLAYOFFS

NHL

MEDIA SERVICES

2012.13 SEASON RECORD

NORTHWEST DIVISION FINISH

1st (59 Points)

COACH

Alain Vigneault

GM

Michael D. Gillis

CAPTAIN

Henrik Sedin

SCORING

Player	GP	G	A	PTS	PIM
H. Sedin	48	11	34	45	24
D. Sedin	47	12	28	40	18
Roy	VAN 12	3	3	6	2
	DAL 30	4	18	22	4
Hansen	47	10	17	27	8
Burrows	47	13	11	24	54
Hamhuis	47	4	20	24	12
Raymond	46	10	12	22	16
Edler	45	8	14	22	37
Garrison	47	8	8	16	28
Higgins	41	10	5	15	10
Kesler	17	4	9	13	12
Bieksa	36	6	6	12	48
Kassian	39	7	4	11	51
Lapierre	48	4	6	10	45
Schroeder	31	3	6	9	4
Tanev	38	2	5	7	10
Weise	40	3	3	6	43

Player	GP	G	A	PTS	PIM
Ebbett	28	1	5	6	4
Booth	12	1	2	3	4
Sestito	VAN 23	1	0	1	53
	PHI 7	2	0	2	12
Ballard	36	0	2	2	29
Barker	14	0	2	2	4
Volpatti	VAN 16	1	0	1	28
Alberts	24	0	1	1	32
Pinizzotto	12	0	0	0	29
Malhotra	9	0	0	0	0
Corrado	3	0	0	0	0
Gordon	6	0	0	0	0
Joslin	2	0	0	0	0
Jensen	2	0	0	0	0
Sweatt	1	0	0	0	0

Goaltender	GPI	MIN	GA	SO	AVG	W-L-T
Schneider	30	1,733	61	5	2.11	17-9-4
Luongo	20	1,197	51	2	2.56	9-6-3

RESULTS

No	Date	Opponent	Score	Record
1	Jan. 19	Anaheim	3-7 L	0-1-0
2	Jan. 20	Edmonton	2-3 O (SO)	0-1-1
3	Jan. 23	Calgary	3-2 W (SO)	1-1-1
4	Jan. 25	@ Anaheim	5-0 W	2-1-1
5	Jan. 27	@ San Jose	1-4 L	2-2-1
6	Jan. 28	@ Los Angeles	2-3 O (SO)	2-2-2
7	Jan. 30	Colorado	3-0 W	3-2-2
8	Feb. 1	Chicago	2-1 W (SO)	4-2-2
9	Feb. 4	@ Edmonton	3-2 W (OT)	5-2-2
10	Feb. 7	@ Minnesota	4-1 W	6-2-2
11	Feb. 9	Calgary	5-1 W	7-2-2
12	Feb. 12	Minnesota	2-1 W	8-2-2
13	Feb. 15	Dallas	3-4 L	8-3-2
14	Feb. 17	St. Louis	3-4 O (SO)	8-3-3
15	Feb. 19	@ Chicago	3-4 O (SO)	8-3-4
16	Feb. 21	@ Dallas	4-3 W	9-3-4
17	Feb. 22	@ Nashville	1-0 W	10-3-4
18	Feb. 24	@ Detroit	3-8 L	10-4-4
19	Feb. 26	Phoenix	2-4 L	10-5-4
20	Mar. 2	Los Angeles	5-2 W	11-5-4
21	Mar. 3	@ Calgary	2-4 L	11-6-4
22	Mar. 5	San Jose	2-3 O (SO)	11-6-5
23	Mar. 7	@ Columbus	1-2 O (OT)	11-6-6
24	Mar. 10	@ Minnesota	2-4 L	11-7-6

No	Date	Opponent	Score	Record
25	Mar. 12	@ Columbus	2-1 W (SO)	12-7-6
26	Mar. 14	Nashville	7-4 W	13-7-6
27	Mar. 16	Detroit	2-5 L	13-8-6
28	Mar. 18	Minnesota	1-3 L	13-9-6
29	Mar. 19	St. Louis	3-2 W	14-9-6
30	Mar. 21	@ Phoenix	2-1 W	15-9-6
31	Mar. 23	@ Los Angeles	1-0 W	16-9-6
32	Mar. 24	@ Colorado	3-2 W	17-9-6
33	Mar. 26	Columbus	1-0 W (SO)	18-9-6
34	Mar. 28	Colorado	4-1 W	19-9-6
35	Mar. 30	@ Edmonton	0-4 L	19-10-6
36	Apr. 1	@ San Jose	2-3 L	19-11-6
37	Apr. 4	Edmonton	4-0 W	20-11-6
38	Apr. 6	Calgary	5-2 W	21-11-6
39	Apr. 8	Phoenix	2-0 W	22-11-6
40	Apr. 10	@ Calgary	4-1 W	23-11-6
41	Apr. 13	@ Colorado	3-4 L	23-12-6
42	Apr. 15	@ Nashville	5-2 W	24-12-6
43	Apr. 16	@ St. Louis	1-2 O (SO)	24-12-7
44	Apr. 18	@ Dallas	1-5 L	24-13-7
45	Apr. 20	Detroit	2-1 W (SO)	25-13-7
46	Apr. 22	Chicago	3-1 W	26-13-7
47	Apr. 25	Anaheim	1-3 L	26-14-7
48	Apr. 27	@ Edmonton	2-7 L	26-15-7

2013.14 SEASON RECORD

PACIFIC DIVISION FINISH

5th (83 Points)

COACH

John Tortorella

GM

Michael D. Gillis

CAPTAIN

Henrik Sedin

SCORING

Player	GP	G	A	PTS	PIM
H. Sedin	70	11	39	50	42
D. Sedin	73	16	31	47	38
Kesler	77	25	18	43	81
Higgins	78	17	22	39	30
Garrison	81	7	26	33	57
Kassian	73	14	15	29	124
Santorelli	49	10	18	28	6
Bieksa	76	4	20	24	104
Richardson	73	11	12	23	39
Matthias	VAN 18	3	4	7	12
	FLA 59	9	7	16	14
Edler	63	7	15	22	50
Hamhuis	79	5	17	22	26
Hansen	71	11	9	20	43
Booth	66	9	10	19	18
Tanev	64	6	11	17	8
Stanton	64	1	15	16	32
Burrows	49	5	10	15	71
Weber	49	6	4	10	16

Player	GP	G	A	PTS	PIM
Sestito	77	5	4	9	213
Dalpe	55	4	3	7	6
Schroeder	25	3	3	6	2
Jensen	17	3	3	6	10
Archibald	16	1	2	3	0
Diaz	VAN 6	1	1	2	0
Welsh	19	1	0	1	6
Corrado	15	1	0	1	4
Lain	9	1	0	1	21
Zalewski	2	0	1	1	0
Alberts	10	0	0	0	0
Pelletier	3	0	0	0	0
Sauve	3	0	0	0	0
Ferriero	2	0	0	0	0

Goaltender	GPI	MIN	GA	SO	AVG	W-L-T	
Luongo	VAN 42	2,418	96	3	2.38	19-16-6	
Lack		41	2,319	93	4	2.41	16-17-5
Markstrom	VAN 4	200	10	0	3.00	1-2-0	
	FLA 12	614	36	0	3.52	1-6-3	
Eriksson		1	36	6	0	9.99	0-0-0

RESULTS

No	Date	Opponent	Score	Record
1	Oct. 3	@ San Jose	1-4 L	0-1-0
2	Oct. 5	Edmonton	6-2 W	1-1-0
3	Oct. 6	@ Calgary	5-4 W (OT)	2-1-0
4	Oct. 8	New Jersey	3-2 W (OT)	3-1-0
5	Oct. 10	San Jose	1-4 L	3-2-0
6	Oct. 12	Montreal	1-4 L	3-3-0
7	Oct. 15	@ Philadelphia	3-2 W	4-3-0
8	Oct. 17	@ Buffalo	3-0 W	5-3-0
9	Oct. 19	@ Pittsburgh	3-4 O (SO)	5-3-1
10	Oct. 20	@ Columbus	1-3 L	5-4-1
11	Oct. 22	@ NY Islanders	5-4 W (OT)	6-4-1
12	Oct. 24	@ New Jersey	3-2 W (SO)	7-4-1
13	Oct. 25	@ St. Louis	3-2 W (OT)	8-4-1
14	Oct. 28	Washington	3-2 W	9-4-1
15	Oct. 30	Detroit	1-2 L	9-5-1
16	Nov. 2	Toronto	4-0 W	10-5-1
17	Nov. 5	@ Phoenix	2-3 O (SO)	10-5-2
18	Nov. 7	@ San Jose	4-2 W	11-5-2
19	Nov. 9	@ Los Angeles	1-5 L	11-6-2
20	Nov. 10	@ Anaheim	1-3 L	11-7-2
21	Nov. 14	San Jose	1-2 O (OT)	11-7-3
22	Nov. 17	Dallas	1-2 L	11-8-3
23	Nov. 19	Florida	2-3 O (SO)	11-8-4
24	Nov. 22	Columbus	6-2 W	12-8-4
25	Nov. 23	Chicago	1-2 L	12-9-4
26	Nov. 25	Los Angeles	2-3 O (OT)	12-9-5
27	Nov. 28	@ Ottawa	5-2 W	13-9-5
28	Nov. 30	@ NY Rangers	2-5 L	13-10-5
29	Dec. 1	@ Carolina	3-2 W	14-10-5
30	Dec. 3	@ Nashville	3-1 W	15-10-5
31	Dec. 6	Phoenix	3-2 W (OT)	16-10-5
32	Dec. 8	Colorado	3-1 W	17-10-5
33	Dec. 9	Carolina	2-0 W	18-10-5
34	Dec. 13	Edmonton	4-0 W	19-10-5
35	Dec. 14	Boston	6-2 W	20-10-5
36	Dec. 17	@ Minnesota	2-3 O (SO)	20-10-6
37	Dec. 19	@ Dallas	1-4 L	20-11-6
38	Dec. 20	@ Chicago	2-2 W (SO)	21-11-6
39	Dec. 22	Winnipeg	3-1 W	22-11-6
40	Dec. 29	@ Calgary	2-0 W	23-11-6
41	Dec. 30	Philadelphia	3-4 O (SO)	23-11-7

No	Date	Opponent	Score	Record
42	Jan. 1	Tampa Bay	2-4 L	23-12-7
43	Jan. 4	@ Los Angeles	1-3 L	23-13-7
44	Jan. 5	@ Anaheim	3-4 O (OT)	23-13-8
45	Jan. 7	Pittsburgh	4-5 O (SO)	23-13-9
46	Jan. 10	St. Louis	2-1 W	24-13-9
47	Jan. 13	@ Los Angeles	0-1 L	24-14-9
48	Jan. 15	@ Anaheim	1-9 L	24-15-9
49	Jan. 16	@ Phoenix	0-1 L	24-16-9
50	Jan. 18	Calgary	3-2 W (SO)	25-16-9
51	Jan. 21	@ Edmonton	2-1 W	26-16-9
52	Jan. 23	Nashville	1-2 L	26-17-9
53	Jan. 26	Phoenix	5-4 W (OT)	27-17-9
54	Jan. 27	Edmonton	2-4 L	27-18-9
55	Jan. 29	Chicago	2-5 L	27-19-9
56	Jan. 31	@ Winnipeg	3-4 L	27-20-9
57	Feb. 3	@ Detroit	0-2 L	27-21-9
58	Feb. 4	@ Boston	1-3 L	27-22-9
59	Feb. 6	@ Montreal	2-5 L	27-23-9
60	Feb. 8	@ Toronto	1-3 L	27-24-9
61	Feb. 26	St. Louis	1-0 W	28-24-9
62	Feb. 28	Minnesota	1-2 O (SO)	28-24-10
63	Mar. 2	Ottawa	2-4 L	28-25-10
64	Mar. 4	@ Phoenix	0-1 L	28-26-10
65	Mar. 6	@ Dallas	1-6 L	28-27-10
66	Mar. 8	Calgary	2-1 W	29-27-10
67	Mar. 10	NY Islanders	4-7 L	29-28-10
68	Mar. 12	@ Winnipeg	3-2 W (SO)	30-28-10
69	Mar. 14	@ Washington	3-4 L	30-29-10
70	Mar. 16	@ Florida	4-3 W (SO)	31-29-10
71	Mar. 17	@ Tampa Bay	3-4 L	31-30-10
72	Mar. 19	Nashville	2-0 W	32-30-10
73	Mar. 23	Buffalo	4-2 W	33-30-10
74	Mar. 26	@ Minnesota	5-2 W	34-30-10
75	Mar. 27	@ Colorado	2-3 O (OT)	34-30-11
76	Mar. 29	Anaheim	1-5 L	34-31-11
77	Apr. 1	NY Rangers	1-3 L	34-32-11
78	Apr. 5	Los Angeles	2-1 W	35-32-11
79	Apr. 7	Anaheim	0-3 L	35-33-11
80	Apr. 10	Colorado	2-4 L	35-34-11
81	Apr. 12	@ Edmonton	2-5 L	35-35-11
82	Apr. 13	Calgary	5-1 W	36-35-11

CANUCKS

PLAYERS

IN THE SYSTEM

2017-18 REVIEW

OPPONENTS

HISTORY

ALL TIME RECORDS

PLAYOFFS

NHL

MEDIA SERVICES

2014.15 SEASON RECORD

PACIFIC DIVISION FINISH

2nd (101 Points)

COACH

Willie Desjardins

GM

Jim Benning

CAPTAIN

Henrik Sedin

SCORING

Player	GP	G	A	PTS	PIM
D. Sedin	82	20	56	76	18
H. Sedin	82	18	55	73	22
Vrbata	79	31	32	63	20
Bonino	75	15	24	39	22
Higgins	77	12	24	36	16
Burrows	70	18	15	33	68
Hansen	81	16	17	33	27
Edler	74	8	23	31	54
Matthias	78	18	9	27	16
Dorsett	79	7	18	25	175
Horvat	68	13	12	25	16
Vey	75	10	14	24	18
Hamhuis	59	1	22	23	44
Richardson	45	8	13	21	34
Weber	65	11	10	21	30
Tanev	70	2	18	20	12
Kassian	42	10	6	16	81
Biekas	60	4	10	14	77
Kenins	30	4	8	12	8

Player	GP	G	A	PTS	PIM
Sbisa	76	3	8	11	46
Stanton	54	3	8	11	35
Clendening	VAN 17	0	2	2	8
	CHI 4	1	1	2	2
Baertschi	VAN 3	2	0	2	4
	CGY 15	0	4	4	6
Biega	7	1	0	1	0
Sestito	3	0	1	1	7
McMillan	VAN 8	0	1	1	0
	ARI 50	1	2	3	16
Corrado	10	1	0	1	0
Defazio	2	0	0	0	0
Jensen	5	0	0	0	0

Goaltender	GPI	MIN	GA	SO	AVG	W-L-T
Miller	45	2,542	107	6	2.53	29-15-7
Lack	41	2,324	95	2	2.45	18-13-6
Markstrom	3	78	4	0	3.09	1-1-0

RESULTS

No	Date	Opponent	Score	Record
1	Oct. 8	@ Calgary	4-2 W	1-0-0
2	Oct. 11	Edmonton	5-4 W (SO)	2-0-0
3	Oct. 17	@ Edmonton	2-0 W	3-0-0
4	Oct. 18	Tampa Bay	2-4 L	3-1-0
5	Oct. 21	@ Dallas	3-6 L	3-2-0
6	Oct. 23	@ St. Louis	4-1 W	4-2-0
7	Oct. 24	@ Colorado	3-7 L	4-3-0
8	Oct. 26	Washington	4-2 W	5-3-0
9	Oct. 28	Carolina	4-1 W	6-3-0
10	Oct. 30	Montreal	3-2 W (OT)	7-3-0
11	Nov. 1	@ Edmonton	3-2 W	8-3-0
12	Nov. 2	Nashville	1-3 L	8-4-0
13	Nov. 4	@ Colorado	5-2 W	9-4-0
14	Nov. 6	@ San Jose	3-2 W	10-4-0
15	Nov. 8	@ Los Angeles	1-5 L	10-5-0
16	Nov. 9	@ Anaheim	2-1 W (SO)	11-5-0
17	Nov. 11	Ottawa	4-3 W (OT)	12-5-0
18	Nov. 14	Arizona	0-5 L	12-6-0
19	Nov. 19	@ Edmonton	5-4 W	13-6-0
20	Nov. 20	Anaheim	3-4 O (SO)	13-6-1
21	Nov. 23	Chicago	4-1 W	14-6-1
22	Nov. 25	New Jersey	2-0 W	15-6-1
23	Nov. 28	@ Columbus	5-0 W	16-6-1
24	Nov. 30	@ Detroit	3-5 L	16-7-1
25	Dec. 2	@ Washington	4-3 W	17-7-1
26	Dec. 4	@ Pittsburgh	3-0 W	18-7-1
27	Dec. 6	@ Toronto	2-5 L	18-8-1
28	Dec. 7	@ Ottawa	3-4 O (OT)	18-8-2
29	Dec. 9	@ Montreal	1-3 L	18-9-2
30	Dec. 13	NY Rangers	1-5 L	18-10-2
31	Dec. 17	Dallas	0-2 L	18-11-2
32	Dec. 20	Calgary	3-2 W (OT)	19-11-2
33	Dec. 22	Arizona	7-1 W	20-11-2
34	Dec. 28	@ Anaheim	1-2 O (OT)	20-11-3
35	Dec. 30	@ San Jose	3-1 W	21-11-3
36	Jan. 1	Los Angeles	2-3 L	21-12-3
37	Jan. 3	Detroit	4-1 W	22-12-3
38	Jan. 6	NY Islanders	3-2 W	23-12-3
39	Jan. 8	Florida	1-3 L	23-13-3
40	Jan. 10	Calgary	0-1 L	23-14-3
41	Jan. 13	@ Nashville	1-5 L	23-15-3

No	Date	Opponent	Score	Record
42	Jan. 15	@ Philadelphia	4-0 W	24-15-3
43	Jan. 16	@ Carolina	3-0 W	25-15-3
44	Jan. 19	@ Florida	2-1 W	26-15-3
45	Jan. 20	@ Tampa Bay	1-4 L	26-16-3
46	Jan. 27	Anaheim	0-4 L	26-17-3
47	Jan. 30	Buffalo	5-2 W	27-17-3
48	Feb. 1	Minnesota	2-4 L	27-18-3
49	Feb. 3	Winnipeg	3-2 W (OT)	28-18-3
50	Feb. 5	San Jose	1-5 L	28-19-3
51	Feb. 7	Pittsburgh	5-0 W	29-19-3
52	Feb. 9	@ Minnesota	3-5 L	29-20-3
53	Feb. 11	@ Chicago	5-4 W (OT)	30-20-3
54	Feb. 13	Boston	5-2 W	31-20-3
55	Feb. 14	@ Calgary	2-3 L	31-21-3
56	Feb. 16	Minnesota	3-2 W	32-21-3
57	Feb. 19	@ NY Rangers	5-4 W (SO)	33-21-3
58	Feb. 20	@ New Jersey	2-4 L	33-22-3
59	Feb. 22	@ NY Islanders	4-0 W	34-22-3
60	Feb. 24	@ Boston	2-1 W	35-22-3
61	Feb. 26	@ Buffalo	3-6 L	35-23-3
62	Mar. 1	St. Louis	6-5 W (SO)	36-23-3
63	Mar. 3	San Jose	2-6 L	36-24-3
64	Mar. 5	@ Arizona	2-3 O (SO)	36-24-4
65	Mar. 7	@ San Jose	3-2 W	37-24-4
66	Mar. 9	Anaheim	2-1 W	38-24-4
67	Mar. 12	Los Angeles	0-4 L	38-25-4
68	Mar. 14	Toronto	4-1 W	39-25-4
69	Mar. 17	Philadelphia	4-1 W	40-25-4
70	Mar. 19	Columbus	2-6 L	40-26-4
71	Mar. 21	@ Los Angeles	4-1 W	41-26-4
72	Mar. 22	@ Arizona	3-1 W	42-26-4
73	Mar. 24	Winnipeg	5-2 W	43-26-4
74	Mar. 26	Colorado	1-4 L	43-27-4
75	Mar. 28	Dallas	3-4 O (OT)	43-27-5
76	Mar. 30	@ St. Louis	4-1 W	44-27-5
77	Mar. 31	@ Nashville	5-4 W (SO)	45-27-5
78	Apr. 2	@ Chicago	1-3 L	45-28-5
79	Apr. 4	@ Winnipeg	4-5 L	45-29-5
80	Apr. 6	Los Angeles	2-1 W (SO)	46-29-5
81	Apr. 9	Arizona	5-0 W	47-29-5
82	Apr. 11	Edmonton	6-5 W (OT)	48-29-5

2015.16 SEASON RECORD

PACIFIC DIVISION FINISH

6th (75 Points)

SCORING

Player	GP	G	A	PTS	PIM
D. Sedin	82	28	33	61	36
H. Sedin	74	11	44	55	24
Horvat	82	16	24	40	18
Hansen	67	22	16	38	32
Baertschi	69	15	13	28	14
Vrbata	63	13	14	27	12
Hutton	75	1	24	25	14
Burrows	79	9	13	22	49
Edler	52	6	14	20	46
McCann	69	9	9	18	32
Tanev	69	4	14	18	8
Bartkowski	80	6	12	18	50
Dorsett	71	5	11	16	177
Vey	41	4	11	15	6
Virtanen	55	7	6	13	45
Hamhuis	58	3	10	13	28
Etem	39	7	5	12	9
Cracknell	44	5	5	10	14
Sutter	20	5	4	9	2

COACH

Willie Desjardins

GM

Jim Benning

CAPTAIN

Henrik Sedin

Player	GP	G	A	PTS	PIM
Sbisa	41	2	6	8	26
Weber	45	0	7	7	24
Biega	51	0	7	7	22
Prust	35	1	6	7	59
Higgins	33	3	1	4	4
Granlund	16	2	1	3	6
Tryamkin	13	1	1	2	10
Gaunce	20	1	0	1	2
Zalewski	3	0	1	1	2
Fedun	1	0	1	1	0
Friesen	1	0	0	0	0
Grenier	6	0	0	0	2
Pedan	13	0	0	0	18
Kenins	8	0	0	0	6
Shinkaruk	1	0	0	0	0

Goaltender	GPI	MIN	GA	SO	AVG	W-L-T
Miller	51	3043	137	1	2.70	17-24-9
Markstrom	33	1847	84	0	2.73	13-14-4
Bachman	1	60	3	0	3.01	1-0-0

RESULTS

No	Date	Opponent	Score	Record
1	Oct. 7	@ Calgary	5-1 W	1-0-0
2	Oct. 10	Calgary	2-3 O (OT)	1-0-1
3	Oct. 12	@ Anaheim	1-2 W (SO)	2-0-1
4	Oct. 13	@ Los Angeles	3-0 W	3-0-1
5	Oct. 16	St. Louis	3-4 L	3-1-1
6	Oct. 18	Edmonton	1-2 O (OT)	3-1-2
7	Oct. 22	Washington	2-3 L	3-2-2
8	Oct. 24	Detroit	2-3 O (OT)	3-2-3
9	Oct. 27	Montreal	5-1 W	4-2-3
10	Oct. 29	@ Dallas	3-4 O (OT)	4-2-4
11	Oct. 30	@ Arizona	4-3 W	5-2-4
12	Nov. 2	Philadelphia	4-1 W	6-2-4
13	Nov. 4	Pittsburgh	2-3 L	6-3-4
14	Nov. 7	@ Buffalo	2-3 L	6-4-4
15	Nov. 8	@ New Jersey	3-4 O (OT)	6-4-5
16	Nov. 10	@ Columbus	5-3 W	7-4-5
17	Nov. 12	@ Ottawa	2-3 L	7-5-5
18	Nov. 14	@ Toronto	2-4 L	7-6-5
19	Nov. 16	@ Montreal	3-4 O (OT)	7-6-6
20	Nov. 18	@ Winnipeg	1-4 L	7-7-6
21	Nov. 21	Chicago	6-3 W	8-7-6
22	Nov. 22	New Jersey	2-3 L	8-8-6
23	Nov. 25	@ Minnesota	3-2 W	9-8-6
24	Nov. 27	@ Dallas	2-3 O (SO)	9-8-7
25	Nov. 30	@ Anaheim	0-4 L	9-9-7
26	Dec. 1	@ Los Angeles	1-2 O (OT)	9-9-8
27	Dec. 3	Dallas	2-4 L	9-10-8
28	Dec. 5	Boston	0-4 L	9-11-8
29	Dec. 7	Buffalo	5-2 W	10-11-8
30	Dec. 9	NY Rangers	2-1 W	11-11-8
31	Dec. 13	@ Chicago	0-4 L	11-12-8
32	Dec. 15	@ Minnesota	2-6 L	11-13-8
33	Dec. 17	@ Philadelphia	0-2 L	11-14-8
34	Dec. 18	@ Detroit	4-3 W (SO)	12-14-8
35	Dec. 20	@ Florida	4-5 O (SO)	12-14-9
36	Dec. 22	@ Tampa Bay	2-1 W	13-14-9
37	Dec. 26	Edmonton	2-1 W (OT)	14-14-9
38	Dec. 28	Los Angeles	0-5 L	14-15-9
39	Jan. 1	Anaheim	2-1 W (SO)	15-15-9
40	Jan. 4	Arizona	2-3 L	15-16-9
41	Jan. 6	Carolina	3-2 W	16-16-9

No	Date	Opponent	Score	Record
42	Jan. 9	Tampa Bay	2-3 O (OT)	16-16-10
43	Jan. 11	Florida	3-2 W (OT)	17-16-10
44	Jan. 14	@ Washington	1-4 L	17-17-10
45	Jan. 15	@ Carolina	3-2 W (OT)	18-17-10
46	Jan. 17	@ NY Islanders	2-1 W (SO)	19-17-10
47	Jan. 19	@ NY Rangers	2-3 O (OT)	19-17-11
48	Jan. 21	@ Boston	4-2 W	20-17-11
49	Jan. 23	@ Pittsburgh	4-5 L	20-18-11
50	Jan. 26	Nashville	1-2 L	20-19-11
51	Feb. 4	Columbus	1-2 O (SO)	20-19-12
52	Feb. 6	Calgary	1-4 L	20-20-12
53	Feb. 9	@ Colorado	3-1 W	21-20-12
54	Feb. 10	@ Arizona	2-1 W	22-20-12
55	Feb. 13	Toronto	2-5 L	22-21-12
56	Feb. 15	Minnesota	2-5 L	22-22-12
57	Feb. 18	Anaheim	0-2 L	22-23-12
58	Feb. 19	@ Calgary	2-5 L	22-24-12
59	Feb. 21	Colorado	5-1 W	23-24-12
60	Feb. 25	Ottawa	5-3 W	24-24-12
61	Feb. 28	San Jose	1-4 L	24-25-12
62	Mar. 1	NY Islanders	2-3 L	24-26-12
63	Mar. 3	San Jose	2-3 L	24-27-12
64	Mar. 5	@ San Jose	4-2 W	25-27-12
65	Mar. 7	@ Los Angeles	1-5 L	25-28-12
66	Mar. 9	Arizona	3-2 W (OT)	26-28-12
67	Mar. 12	Nashville	4-2 W	27-28-12
68	Mar. 14	Winnipeg	2-5 L	27-29-12
69	Mar. 16	Colorado	1-3 L	27-30-12
70	Mar. 18	@ Edmonton	0-2 L	27-31-12
71	Mar. 19	St. Louis	0-3 L	27-32-12
72	Mar. 22	@ Winnipeg	0-2 L	27-33-12
73	Mar. 24	@ Nashville	2-3 O (SO)	27-33-13
74	Mar. 25	@ St. Louis	0-4 L	27-34-13
75	Mar. 27	Chicago	2-3 L	27-35-13
76	Mar. 29	San Jose	1-4 L	27-36-13
77	Mar. 31	@ San Jose	4-2 W	28-36-13
78	Apr. 1	@ Anaheim	3-2 W	29-36-13
79	Apr. 4	Los Angeles	3-2 W	30-36-13
80	Apr. 6	@ Edmonton	2-6 L	30-37-13
81	Apr. 7	@ Calgary	3-7 L	30-38-13
82	Apr. 9	Edmonton	4-3 W (SO)	31-38-13

CANUCKS

PLAYERS

IN THE SYSTEM

2017/18 REVIEW

OPPONENTS

HISTORY

ALL TIME RECORDS

PLAYOFFS

NHL

MEDIA SERVICES

2016.17 SEASON RECORD

PACIFIC DIVISION FINISH

7th (69 Points)

COACH

Willie Desjardins

GM

Jim Benning

CAPTAIN

Henrik Sedin

SCORING

Player	GP	G	A	PTS	PIM
Horvat	81	20	32	52	27
H. Sedin	82	15	35	50	28
D. Sedin	82	15	29	44	32
Baertschi	68	18	17	35	8
Sutter	81	17	17	34	12
Granlund	69	19	13	32	14
Stecher	71	3	21	24	25
Eriksson	65	11	13	24	8
Edler	68	6	15	21	36
Burrows VAN	55	9	11	20	53
OTT	20	6	5	11	9
Hutton	71	5	14	19	31
Hansen VAN	28	6	7	13	27
SJ	15	2	5	7	7
Sbisa	82	2	11	13	40
Tanev	53	2	8	10	14
Tryamkin	66	2	7	9	64
Chaput	68	4	5	9	29
Skille	55	5	4	9	12
Megna	58	4	4	8	6
Boucher NJ	9	0	2	2	2
NSH	3	1	0	1	0
VAN	27	5	2	7	6
Larsen	26	1	5	6	18

Player	GP	G	A	PTS	PIM
Gudbranson	30	1	5	6	18
Gaunce	57	0	5	5	33
Boeser	9	4	1	5	0
Dorsett	14	1	3	4	33
Biega	36	0	3	3	18
Goldobin SJ	2	0	0	0	0
VAN	12	3	0	3	0
Shore	14	0	2	2	4
Rodin	3	0	1	1	0
Virtanen	10	0	1	1	2
Grenier	3	0	0	0	0
Cramarossa ANA	49	4	6	10	51
VAN	10	0	0	0	9
McEneny	1	0	0	0	0
LaBate	13	0	0	0	21
Molino	5	0	0	0	0
Renderlic	1	0	0	0	0
Zalewski	1	0	0	0	0

Goaltender	GPI	MIN	GA	SO	AVG	W-L-T
Miller	54	3212	150	3	2.80	18-29-6
Markstrom	26	1417	62	0	2.63	10-11-3
Bachman	5	295	13	0	2.64	2-3-0

RESULTS

No	Date	Opponent	Score	Record
1	Oct. 15	Calgary	2-1 W (SO)	1-0-0
2	Oct. 16	Carolina	4-3 W (OT)	2-0-0
3	Oct. 18	St. Louis	2-1 W (OT)	3-0-0
4	Oct. 20	Buffalo	2-1 W	4-0-0
5	Oct. 22	@ Los Angeles	4-3 O (SO)	4-0-1
6	Oct. 23	@ Anaheim	4-2 L	4-1-1
7	Oct. 25	Ottawa	3-0 L	4-2-1
8	Oct. 28	Edmonton	2-0 L	4-3-1
9	Oct. 29	Washington	5-2 L	4-4-1
10	Nov. 2	@ Montreal	3-0 L	4-5-1
11	Nov. 3	@ Ottawa	1-0 L	4-6-1
12	Nov. 5	@ Toronto	6-3 L	4-7-1
13	Nov. 7	@ NY Islanders	4-2 L	4-8-1
14	Nov. 8	@ NY Rangers	3-3 W	5-8-1
15	Nov. 10	@ Detroit	3-1 L	5-9-1
16	Nov. 13	Dallas	5-4 W (OT)	6-9-1
17	Nov. 15	NY Rangers	7-2 L	6-10-1
18	Nov. 17	Arizona	3-2 W (OT)	7-10-1
19	Nov. 19	Chicago	4-3 O (OT)	7-10-2
20	Nov. 23	@ Arizona	4-1 W	8-10-2
21	Nov. 25	@ Dallas	2-1 L	8-11-2
22	Nov. 26	@ Colorado	3-2 W (SO)	9-11-2
23	Nov. 29	Minnesota	5-4 W	10-11-2
24	Dec. 1	Anaheim	3-1 L	10-12-2
25	Dec. 3	Toronto	3-2 W (SO)	11-12-2
26	Dec. 6	@ New Jersey	3-2 L	11-13-2
27	Dec. 8	@ Tampa Bay	5-1 W	12-13-2
28	Dec. 10	@ Florida	4-2 L	12-14-2
29	Dec. 11	@ Washington	3-0 L	12-15-2
30	Dec. 13	@ Carolina	8-6 L	12-16-2
31	Dec. 16	Tampa Bay	4-2 W	13-16-2
32	Dec. 18	Columbus	4-3 O (OT)	13-16-3
33	Dec. 20	Winnipeg	4-1 W	14-16-3
34	Dec. 22	Winnipeg	4-1 L	14-17-3
35	Dec. 23	@ Calgary	4-1 L	14-18-3
36	Dec. 28	Los Angeles	2-1 W	15-18-3
37	Dec. 30	Anaheim	3-2 W (OT)	16-18-3
38	Dec. 31	@ Edmonton	3-2 W (SO)	17-18-3
39	Jan. 2	Colorado	3-2 W	18-18-3
40	Jan. 4	Arizona	3-0 W	19-18-3
41	Jan. 6	Calgary	4-2 W	20-18-3

No	Date	Opponent	Score	Record
42	Jan. 7	@ Calgary	3-1 L	20-19-3
43	Jan. 10	@ Nashville	2-1 O (OT)	20-19-4
44	Jan. 12	@ Philadelphia	5-4 O (SO)	20-19-5
45	Jan. 15	New Jersey	2-1 O (OT)	20-19-6
46	Jan. 17	Nashville	1-0 W	21-19-6
47	Jan. 20	Florida	2-1 W	22-19-6
48	Jan. 22	@ Chicago	4-2 L	22-20-6
49	Jan. 25	@ Colorado	3-2 W	23-20-6
50	Jan. 26	@ Arizona	3-0 L	23-21-6
51	Feb. 2	San Jose	4-1 L	23-22-6
52	Feb. 4	Minnesota	6-3 L	23-23-6
53	Feb. 7	@ Nashville	4-2 L	23-24-6
54	Feb. 9	@ Columbus	3-0 W	24-24-6
55	Feb. 11	@ Boston	4-3 L	24-25-6
56	Feb. 12	@ Buffalo	4-2 W	25-25-6
57	Feb. 14	@ Pittsburgh	4-0 L	25-26-6
58	Feb. 16	@ St. Louis	4-3 L	25-27-6
59	Feb. 18	Calgary	2-1 W (OT)	26-27-6
60	Feb. 19	Philadelphia	3-2 L	26-28-6
61	Feb. 25	San Jose	4-1 L	26-29-6
62	Feb. 28	Detroit	3-2 O (OT)	26-29-7
63	Mar. 2	@ San Jose	3-1 L	26-30-7
64	Mar. 4	@ Los Angeles	4-3 W	27-30-7
65	Mar. 5	@ Anaheim	2-1 W	28-30-7
66	Mar. 7	Montreal	2-1 O (OT)	28-30-8
67	Mar. 9	NY Islanders	4-3 O (OT)	28-30-9
68	Mar. 11	Pittsburgh	3-0 L	28-31-9
69	Mar. 13	Boston	6-3 L	28-32-9
70	Mar. 16	Dallas	4-2 L	28-33-9
71	Mar. 18	@ Edmonton	2-0 L	28-34-9
72	Mar. 21	@ Chicago	5-4 W (OT)	29-34-9
73	Mar. 23	@ St. Louis	4-1 L	29-35-9
74	Mar. 25	@ Minnesota	4-2 W	30-35-9
75	Mar. 26	@ Winnipeg	2-1 L	30-36-9
76	Mar. 28	Anaheim	4-1 L	30-37-9
77	Mar. 31	Los Angeles	2-0 L	30-38-9
78	Apr. 2	San Jose	3-1 L	30-39-9
79	Apr. 4	@ San Jose	3-1 L	30-40-9
80	Apr. 6	@ Arizona	4-3 L	30-41-9
81	Apr. 8	Edmonton	3-2 L	30-42-9
82	Apr. 9	@ Edmonton	5-2 L	30-43-9

2017.18 SEASON RECORD

PACIFIC DIVISION FINISH

7th (73 Points)

SCORING

Player	GP	G	A	PTS	PIM
Boeser	62	29	26	55	16
D. Sedin	81	23	32	55	40
H. Sedin	82	2	47	50	30
Horvat	64	22	22	44	10
Vanek	VAN 61	17	24	41	28
	CBJ 19	7	8	15	8
Elder	70	6	28	34	68
Gagner	74	10	21	31	35
Baertschi	53	14	15	29	20
Sutter	61	11	15	26	8
Eriksson	50	10	13	23	4
Del Zotto	82	6	16	22	48
Pouliot	71	3	19	22	39
Virtanen	75	10	10	20	46
Goldobin	38	8	6	14	6
Granlund	53	8	4	12	8
Tanev	42	2	9	11	8
Stecher	68	1	10	11	35
Jokinen	EDM 14	0	1	1	2
	LAK 18	1	4	5	4
	CBJ 14	0	1	1	4
	VAN 14	4	6	10	2
Dorsett	20	7	2	9	74

COACH

Travis Green

GM

Jim Benning

CAPTAIN

Henrik Sedin

Player	GP	G	A	PTS	PIM
Archibald	27	4	5	9	10
Leipsic	VGK 44	2	11	13	4
	VAN 14	3	6	9	10
Biega	44	1	8	9	32
Gaunce	37	4	2	6	10
Burmistrov	24	2	4	6	12
Hutton	61	0	6	6	23
Boucher	20	3	2	5	0
Godbranson	52	2	3	5	35
Dowd	LAK 16	0	1	1	12
	VAN 40	3	0	3	16
Motte	CBJ 31	3	2	5	2
	VAN 15	2	0	2	4
Sautner	5	0	2	2	4
Chaput	9	0	0	0	5
Gaudette	5	0	0	0	0
Holm	1	0	0	0	0
Megna	1	0	0	0	0

Goaltender	GPI	MIN	GA	SO	AVG	W-L-T
Markstrom	60	3414	154	2	2.71	23-26-7
Nilsson	27	1464	84	2	3.44	7-14-4
Demko	1	61	4	0	3.93	1-0-0

RESULTS

No	Date	Opponent	Score	Record
1	Oct. 7	Edmonton	3-2 W	1-0-0
2	Oct. 10	Ottawa	3-2 L (SO)	1-0-1
3	Oct. 12	Winnipeg	4-2 L	1-1-1
4	Oct. 14	Calgary	5-2 L	1-2-1
5	Oct. 17	@ Ottawa	3-0 W	2-2-1
6	Oct. 19	@ Boston	6-3 L	2-3-1
7	Oct. 20	@ Buffalo	4-2 W	3-3-1
8	Oct. 22	@ Detroit	4-1 W	4-3-1
9	Oct. 24	@ Minnesota	1-0 W	5-3-1
10	Oct. 26	Washington	6-2 W	6-3-1
11	Oct. 30	Dallas	2-1 L (OT)	6-3-2
12	Nov. 1	New Jersey	2-0 L	6-4-2
13	Nov. 4	Pittsburgh	4-2 W	7-4-2
14	Nov. 6	Detroit	3-2 L	7-5-2
15	Nov. 7	@ Calgary	5-3 W	8-5-2
16	Nov. 9	@ Anaheim	4-1 L	8-6-2
17	Nov. 11	@ San Jose	5-0 L	8-7-2
18	Nov. 14	@ Los Angeles	3-2 W	9-7-2
19	Nov. 16	Vegas	5-2 L	9-8-2
20	Nov. 18	St. Louis	4-3 L (OT)	9-9-3
21	Nov. 21	@ Philadelphia	5-2 W	10-9-3
22	Nov. 22	@ Pittsburgh	5-2 W	10-8-3
23	Nov. 24	@ New Jersey	3-2 L	10-9-3
24	Nov. 26	@ NY Rangers	4-3 L (SO)	10-9-4
25	Nov. 28	@ NY Islanders	5-2 L	10-10-4
26	Nov. 30	@ Nashville	5-3 W	11-10-4
27	Dec. 2	Toronto	2-1 W	12-10-4
28	Dec. 5	Carolina	3-0 W	13-10-4
29	Dec. 7	Philadelphia	4-1 L	13-11-4
30	Dec. 9	@ Calgary	4-2 L	13-12-4
31	Dec. 11	@ Winnipeg	5-1 L	13-13-4
32	Dec. 13	Nashville	7-1 L	13-14-4
33	Dec. 15	San Jose	4-3 W (OT)	14-14-4
34	Dec. 17	Calgary	6-1 L	14-15-4
35	Dec. 19	Montreal	7-5 L	14-16-4
36	Dec. 21	@ San Jose	5-4 L (OT)	14-16-5
37	Dec. 23	St. Louis	3-1 L	14-17-5
38	Dec. 28	Chicago	5-2 W	15-17-5
39	Dec. 30	Los Angeles	4-3 L	15-18-5
40	Jan. 2	Anaheim	5-0 L	15-19-5
41	Jan. 6	@ Toronto	3-2 L (SO)	15-19-6

No	Date	Opponent	Score	Record
42	Jan. 7	@ Montreal	5-2 L	15-20-6
43	Jan. 9	@ Washington	3-1 L	15-21-6
44	Jan. 12	@ Columbus	5-2 W	16-21-6
45	Jan. 14	@ Minnesota	3-2 W (OT)	17-21-6
46	Jan. 20	@ Edmonton	5-2 L	17-22-6
47	Jan. 21	@ Winnipeg	1-0 L	17-23-6
48	Jan. 23	Los Angeles	6-2 W	18-23-6
49	Jan. 25	Buffalo	4-0 L	18-24-6
50	Jan. 30	Colorado	4-3 W (OT)	19-24-6
51	Feb. 1	Chicago	4-2 W	20-24-6
52	Feb. 3	Tampa Bay	4-2 L	20-25-6
53	Feb. 6	@ Florida	3-1 L	20-26-6
54	Feb. 8	@ Tampa Bay	5-2 L	20-27-6
55	Feb. 9	@ Carolina	4-1 L	20-28-6
56	Feb. 11	@ Dallas	6-0 W	21-28-6
57	Feb. 14	Florida	4-3 L	21-29-6
58	Feb. 15	@ San Jose	4-1 L	21-30-6
59	Feb. 17	Boston	6-1 W	22-30-6
60	Feb. 20	Colorado	5-4 L (OT)	22-30-7
61	Feb. 23	@ Vegas	6-3 L	22-31-7
62	Feb. 25	@ Arizona	3-1 W	23-31-7
63	Feb. 26	@ Colorado	3-1 L	23-32-7
64	Feb. 28	NY Rangers	6-5 L (OT)	23-32-8
65	Mar. 2	Nashville	4-3 L (OT)	23-32-9
66	Mar. 5	NY Islanders	4-3 W (OT)	24-32-9
67	Mar. 7	Arizona	2-1 L	24-33-9
68	Mar. 9	Minnesota	5-2 L	24-34-9
69	Mar. 11	@ Arizona	1-0 L	24-35-9
70	Mar. 12	@ Los Angeles	3-0 L	24-36-9
71	Mar. 14	@ Anaheim	3-0 L	24-37-9
72	Mar. 17	San Jose	5-3 L	24-38-9
73	Mar. 20	@ Vegas	4-1 L	24-39-9
74	Mar. 22	@ Chicago	5-2 W	25-39-9
75	Mar. 23	@ St. Louis	4-1 L	26-40-9
76	Mar. 25	@ Dallas	4-1 W	27-40-9
77	Mar. 27	Anaheim	4-1 W	28-40-9
78	Mar. 29	Edmonton	2-1 W	29-40-9
79	Mar. 31	Columbus	5-4 W (OT)	30-40-9
80	Apr. 3	Vegas	5-4 L (SO)	30-40-10
81	Apr. 5	Arizona	4-3 W (OT)	31-40-10
82	Apr. 7	@ Edmonton	3-2 L (SO)	31-40-11

CANUCKS

PLAYERS

IN THE SYSTEM

2017.18 REVIEW

OPPONENTS

HISTORY


ALL TIME RECORDS

PLAYOFFS

NHL

MEDIA SERVICES

HALL OF FAME



HOCKEY HALL OF FAME

NAME	YEAR ELECTED/CATEGORY	YEARS*	NAME	YEAR ELECTED/CATEGORY	YEARS*
Pavel Bure	2012 Player	1991-1998	Cam Neely	2005 Player	1983-1986
Frank Griffiths	1993 Builder	1974-1994	Roger Neilson	2002 Builder	1981-1984
Igor Larionov	2008 Player	1989-1992	Bud Poile	1990 Builder	1970-1973
Mark Messier	2007 Player	1997-2000	Pat Quinn	2016 Builder	1970-1972, 1987-1997
Jake Milford	1984 Builder	1977-1984	Mats Sundin	2012 Player	2008-2009

*YEARS WITH CANUCKS

CANUCKS

PLAYERS

IN THE SYSTEM

2017/18 REVIEW

OPPONENTS

HISTORY

ALL TIME RECORDS

PLAYOFFS

NHL

MEDIA SERVICES



BC SPORTS HALL OF FAME

NAME	YEAR ELECTED	CATEGORY	SPORT	YEARS*
Orland Kurtenbach	1997	Athlete	Ice Hockey	1970-1974
Trevor Linden	2011	Athlete	Ice Hockey	1988-1998, 2001-2008
Cesare Maniago	1996	Athlete	Ice Hockey	1976-1978
Cam Neely	2000	Athlete	Ice Hockey	1983-1986
Cliff Ronning	2018	Athlete	Ice Hockey	1990-1996
Darcy Rota	2002	Athlete	Ice Hockey	1979-1984
Stan Smyl	2005	Athlete	Ice Hockey	1978-1991
Harold Snepsts	2006	Athlete	Ice Hockey	1974-1984, 1988-1990

*YEARS WITH CANUCKS

HALL OF FAME



BC HOCKEY HALL OF FAME

NAME	YEAR ELECTED/CATEGORY	YEARS*	NAME	YEAR ELECTED/CATEGORY	YEARS*
Greg Adams	2005 Players	1987-1995	Jack McIlhargey	2011 Coaches	1999-2006
Larry Ashley	2006 Trainers	1981-1995	Kirk McLean	2014 Players	1987-1998
Dave Babych	2009 Players	1991-1998	Willie Mitchell	2018 Players	2006-2010
Murray Baron	2016 Players	1998-2003	Brendan Morrison	2016 Players	1999-2008
Brian Burke	2007 Managers	1998-2004	Markus Naslund	2015 Players	1995-2008
Scott Carter	2012 Builders	1987-1994	Cam Neely	1999 Players	1983-1986
Geoff Courtnall	2001 Players	1990-1995	Dave Nonis	2017 Builders	1998-2008
Russ Courtnall	2001 Players	1994-1997	Pat O'Neill	2016 Trainers	1988-present
Marc Crawford	2013 Coaches	1998-2006	Pat Quinn	2002 Coaches	1990-1996
Curt Fraser	2015 Players	1978-1983	Cliff Ronning	2008 Players	1990-1996
Thomas Gradin	2017 Players	1978-1986	Tom Renney	2006 Coaches	1996-1998
The Griffiths Family	1995 Builders	1974-1997	Darcy Rota	2003 Players	1979-1984
Dennis Kearns	2007 Players	1971-1981	Gerry Sillers	2018 Builders	1989-2017
Orland Kurtenbach	2002 Players	1970-1974	Stan Smyl	2000 Players	1978-1991
Doug Lidster	2003 Players	1983-1993	Harold Snepsts	2004 Players	1974-1984, 1988-1990
Trevor Linden	2010 Players	1988-1998, 2001-2008	Steve Tambellini	2004 Players	1985-1988
Cesare Maniago	1995 Players	1976-1978	Tony Tanti	2017 Players	1983-1990
			Ryan Walter	2002 Players	1991-1993

*YEARS WITH CANUCKS

RING OF HONOUR

The Canucks Ring of Honour was launched on the 40th anniversary of the club (the 2010.11 season) to celebrate and salute Canucks heroes who have made a lasting impact on the franchise. Ring of Honour candidates are selected by an advisory committee including former player and current Senior Advisor to the General Manager, Stan Smyl, Hockey Hall of Fame broadcaster, Jim Robson and former Canucks staff member spanning 30 years, Norm Jewison. Mattias Ohlund became the sixth member of the Canucks Ring of Honour on December 16th, 2016, joining Orland Kurtenbach, Kirk McLean, Thomas Gradin, Harold Snepsts, and Pat Quinn.



ORLAND KURTENBACH
INDUCTED OCTOBER 26, 2010

Recognized for his leadership qualities, Kurtenbach was named as the club's inaugural captain in 1970. In the Canucks first year of existence, he led all Canucks in points-per-game, registering 53 points (21-32-53) in 52 games played. His scoring would hit its peak with a career year in his sophomore season with the Canucks. He registered 61 points (24-37-61) in 78 games to lead the team in scoring in 1971.72. At the end of that season, he shared the team's leading scorer Cyrus H. McLean Trophy with winger Andre Boudrias and was awarded the Cyclone Taylor Trophy as the Canucks MVP. He would remain a fan favourite as the team MVP, again receiving the Cyclone Taylor Trophy the following two seasons. He retired as a player following the 1973.74 season but returned in the 1976.77 season as Head Coach of the Canucks, coaching 125 games. In addition to his contributions as a player and coach, Orland Kurtenbach has also continued giving back to the franchise through his involvement with the Canucks Alumni.



THOMAS GRADIN
INDUCTED JANUARY 24, 2011

Thomas Gradin became one of the first European-born players to wear a Canucks uniform, making his debut in 1978. Gradin went on to establish many franchise records, including becoming the first Canuck to register 80 points in a single season and the first Canuck to reach 500 career points. Scoring 38 points in his 38 games with the club, Gradin played a major role in the Canucks first run to the Stanley Cup Final in 1982. Gradin led the team in scoring twice from 1980-82, and finished his playing career with an impressive 593 points in 677 games played. Following the conclusion of his playing career, Gradin became a member of the Vancouver Canucks scouting department. He now serves as Associate Chief Amateur Scout and has played an instrumental role in the Canucks' selections of star players such as Daniel and Henrik Sedin, Mattias Ohlund and Alex Edler.



HAROLD SNEPSTS
INDUCTED MARCH 14, 2011

Harold Snepsts logged 12 seasons on the Canucks' defence corps and established himself as a fan favourite due to his aggressive and hard-working style. He was named to the NHL All-Star game twice, as well as won the Canucks' Babe Pratt trophy for Most Outstanding Defenceman on four occasions. In 1982, Snepsts' solid presence and consistency on the Canucks blueline assisted the team in their run to the Stanley Cup Final, recording four assists and 50 penalty minutes in 17 games played. At the conclusion of his playing career, Snepsts had established himself as the Canucks' all-time leader in games played for the franchise at 781 games, through which he recorded 195 points and a franchise-leading 1446 penalty minutes at the time. Snepsts returned to the Vancouver Canucks organization in a scouting capacity where he continues to serve as an amateur scout.



KIRK McLEAN
INDUCTED NOVEMBER 24, 2010

The Canucks' longest-serving goalie at 11 seasons, "Captain Kirk" quickly established himself as one of the most dominant goaltenders in club history. McLean still holds the all-time regular season franchise record for games played (516), wins (211) and shutouts (20). McLean's consistent performance was rewarded with two appearances at the NHL All-Star Game in 1990 and 1992, as well as two Vezina Trophy nominations. His game elevated in the playoffs as evidenced by franchise records in wins (34), shutouts (6) and games played (68) during the postseason. Perhaps most memorable was his performance in the 1994 Stanley Cup Final run that included 15 wins and four shutouts that remain franchise records. McLean now serves as an Ambassador of the club, giving his time to a number of community and fan-driven events.



PAT QUINN
INDUCTED APRIL 13, 2014

One of the "original" Canucks, Pat Quinn dressed for two seasons as a defenceman, collecting 18 points in 133 games before embarking on an illustrious career as Head Coach, General Manager and President of the Vancouver Canucks. His integrity, leadership and vision helped build the franchise into a contender. Through trades and drafting, Quinn brought some of the most memorable and impactful players, including Trevor Linden, Pavel Bure, and Markus Naslund. As Head Coach, Quinn accumulated a record of 141-111-28 in the regular season and 31-30 in the playoffs. He won the Jack Adams Award in 1992, sharing the stage with Pavel Bure, as the first major League award for a Canuck, and led the Canucks to the second of three franchise Stanley Cup Finals. Quinn continued to be an active member of the Canucks alumni until his passing in 2014. He was inducted posthumously into the Hockey Hall of Fame in 2016.



MATTIAS OHLUND
INDUCTED DECEMBER 16TH, 2016

Mattias Ohlund steadily progressed to become the most decorated defenceman in franchise history during his 11-year Canucks career and held the all-time record in points with 325, until 2018. With a punishing slap shot and a gift for offence, the Pitea, Sweden native scored 93 goals in 1,534 shots, which remain franchise records from the blue line today. Ohlund is a four-time recipient of the Babe Pratt Trophy awarded to the Canucks best defenceman (1998, 2000, 2004 and 2006), including his rookie season, when he was also nominated for the Calder Trophy. He was selected to the NHL All-Star Game in his sophomore season in 1999. In addition to being known for over a decade as the Canucks reliable anchor, Ohlund's leadership abilities left a lasting impact on the franchise. Donning an "A" on his sweater while with Vancouver, Ohlund acted as a mentor to a number of young Canucks, including Alex Edler and the Sedin twins.

CANUCKS RETIRED NUMBERS



STAN SMYL "STEAMER"

Retired November 3, 1991
RIGHT WING

1978-1991

CANUCKS CAREER TOTALS

Regular Season

GP	G	A	PTS
896	262	411	673

Playoffs

GP	G	A	PTS
41	16	17	33

CANUCKS HIGHLIGHTS

- Established franchise records for games played (896), goals (262), assists (411) and points (673) playing every game of his NHL career in a Canucks uniform; records stood for about a decade before being surpassed.
- Collected two goals in a 6-2 win against the Chicago Blackhawks to capture the Clarence Campbell Trophy and help send the Canucks to their first ever Stanley Cup Final in 1982.
- Led the Canucks in goals (31), assists (47), points (78) and penalty minutes (204) in the 1979-80 season.
- Recorded 31 points (10-21-31) in 16 games in March of 1983, establishing the franchise's most productive month by a skater, a record he still holds today.
- Shares the longest tenure as team captain (1982-90) in franchise history, alongside Markus Naslund and Henrik Sedin.

TREVOR LINDEN "TREV"

Retired December 17, 2008
RIGHT WING

1988-1998, 2001-2008

CANUCKS CAREER TOTALS

Regular Season

GP	G	A	PTS
1140	318	415	733

Playoffs

GP	G	A	PTS
118	34	61	95

CANUCKS HIGHLIGHTS

- Tied as the highest draft pick in Canucks history (2nd overall in the 1988 NHL Entry Draft) and was a runner up for the 1989 Calder Trophy.
- In his first eight NHL seasons, Linden recorded 30 or more goals six times.
- Became the youngest captain in the NHL during the 1991-92 season at just 21 years of age and wore the "C" for seven seasons, the third longest duration in Canucks history.
- Continues to hold or rank amongst the top three in a number of Canucks career records; including seasons played with Vancouver (16), most playoff goals (34), assists (61) and points (95).
- Awarded the King Clancy Memorial Trophy in 1997.
- The main entrance of Rogers Arena was renamed Gate 16 in honour of Linden when his number was retired.



MARKUS NASLUND "NAZZY"

Retired December 11, 2010
LEFT WING

1995-2008

CANUCKS CAREER TOTALS

Regular Season

GP	G	A	PTS
884	346	410	756

Playoffs

GP	G	A	PTS
45	13	20	33

CANUCKS HIGHLIGHTS

- At the time conclusion of his playing career, Naslund held the franchise record for a number of scoring records and he ranked first in club history for goals until the 2015.16 season.
- Naslund was the recipient of the Lester B. Pearson Award as the League's Most Outstanding Player (as voted on by the players) in 2002.03 and was a First Team NHL All-Star in a franchise record three consecutive seasons (2001.02, 2002.03, 2003.04).
- Shares the franchise record for most seasons as Canuck captain (2000.01 to 2007.08), alongside Stan Smyl and Henrik Sedin.
- Led the team in scoring for a club record seven seasons, scored 30 or more goals six different times and recorded three consecutive seasons with 40 or more goals.
- At the time of his number retirement, a new sports equipment centre was created at BC Children's hospital in honour of the Naslund family.

PAVEL BURE "THE RUSSIAN ROCKET"

Retired November 2, 2013
RIGHT WING

1991-1998

CANUCKS CAREER TOTALS

Regular Season

GP	G	A	PTS
428	254	224	478

Playoffs

GP	G	A	PTS
60	34	32	66

CANUCKS HIGHLIGHTS

- Set a club record for most goals as a rookie (34) and tied for most points (60); named the Calder Trophy winner as rookie of the year.
- First Canuck to be named to an NHL First All-Star Team (1992.93).
- Led the league in scoring (1993.94) and posted consecutive 60 goal seasons (1992.93 and 1993.94).
- Holds the franchise record for points per game played in the regular season (1.12) and playoffs (1.10) (minimum 10 games played).
- The Moscow, Russia native also ranks top five all-time in game-winning goals (32), goals (254) and hat tricks (9).
- Shares the franchise lead in playoff goals alongside Trevor Linden, registering 34 in 60 playoff games with Vancouver. In 1994, his 16 playoff goals set a franchise record for most playoff goals in a post season.
- The Canucks "Most Exciting Player" team award was renamed the "Pavel Bure" Award.

DANIEL & HENRIK SEDIN

CANUCKS

PLAYERS

IN THE SYSTEM

2017/18 REVIEW

OPPONENTS

HISTORY

ALL TIME RECORDS

PLAYOFFS

NHL

MEDIA SERVICES

210



DANIEL

REGULAR SEASON

1306 GAMES

1041 POINTS

648 ASSISTS

393 GOALS

NHL PLAYOFFS

102 GAMES

71 POINTS

46 ASSISTS

25 GOALS

AWARDS & RECOGNITION

CYCLONE TAYLOR TROPHY

2011/2016

CYRUS H. MCLEAN TROPHY

2007/2009/2011/2015/2016/2018

THREE STARS

2016

3X ALL-STAR

2016/2012/2011

ART ROSS TROPHY & TED LINDSAY AWARD

2010.11 (41-63-104)

KING CLANCY MEMORIAL TROPHY

2017.18

BY THE #'S

11X - 50PT+ SEASONS

Canucks record & T-4th most among Swedish born players in NHL history.

11X - 20+ GOAL SEASONS

Canucks record & 5th among active players.

7TH MOST POINTS

Since the start of the 2000.01 season.

86 GAME WINNING GOALS

37 more than the next closest Canucks player.

HENRIK

REGULAR SEASON

1330 GAMES

1070 POINTS

830 ASSISTS

240 GOALS

NHL PLAYOFFS

105 GAMES

78 POINTS

55 ASSISTS

23 GOALS

AWARDS & RECOGNITION

3X ALL-STAR

2008/2011/2012

ART ROSS & HART MEMORIAL TROPHY

2009.10 (29-83-112)

KING CLANCY MEMORIAL TROPHY

2015.16, 2017.18

BY THE #'S

11X - 50PT+ SEASONS

Canucks record & T-4th most among Swedish born players in NHL history.

5TH MOST POINTS

Since the start of the 2000.01 season.

2ND MOST ASSISTS

Since the start of the 2000.01 season.

8 YEARS AS TEAM CAPTAIN

Tied for most in club history alongside Markus Naslund and Stan Smyl.

DANIEL SEDIN					
	#	CANUCKS FRANCHISE RANK	NHL ALL-TIME RANK	NHL ACTIVE RANK	SWEDISH BORN RANK
Games Played	1306	2nd	62nd	8th	4th
Goals	393	1st		10th	5th
Assists	648	2nd	64th	3rd	5th
Points	1041	2nd	73rd	7th	5th
Plus Minus	147	2nd		13th	9th
Home Plus Minus	75			34th	19th
Road Plus Minus	72	1st	T-41st	7th	3rd
PPG	138	1st	T-68th	T-5th	2nd
PPA	229	2nd	95th	9th	10th
PPP	367	2nd	T-80th	8th	5th
PPT Shots	679	1st	10th	8th	1st
GWG	86	1st	T-26th	T-4th	2nd
OTG	16	1st	T-3rd	T-3rd	1st
Shots	3474	1st	55th	7th	4th
Team Goals For	1381	2nd		9th	6th
PP Goals For	529	2nd		8th	7th

HENRIK SEDIN					
	#	CANUCKS FRANCHISE RANK	NHL ALL-TIME RANK	NHL ACTIVE RANK	SWEDISH BORN RANK
Games Played	1330	1st	56th	6th	3rd
Goals	240	7th		42nd	14th
Assists	830	1st	26th	3rd	2nd
Points	1070	1st	65th	7th	4th
Plus Minus	165	1st		T-8th	6th
Home Plus Minus	103	1st	49th	T-12th	10th
Road Plus Minus	62	2nd		9th	4th
PPG	61	T-9th		T-54th	20th
PPA	330	1st	34th	3rd	2nd
PPP	369	1st	79th	7th	4th
GWG	38	3rd		T-43rd	T-12th
OTG	6	5th		T-42nd	T-8th
Shots	1856	6th		65th	16th
Faceoffs	20256	1st	2nd	2nd	1st
Faceoff Wins	9887	1st	5th	3rd	2nd
Even Strength Faceoff Wins	7575	1st	3rd	3rd	1st
PP Faceoff Wins	1981	1st	4th	3rd	2nd
Team Goals For	1467	1st		7th	10th
PP Goals For	547	1st	96th	7th	4th



ERANLUND

HARR



ALL TIME



ALL-TIME ROSTER

A

Adams, Greg C.	1988.89
Adams, Greg G.	1987.88 to 1994.95
Affleck, Bruce	1979.80
Agnew, Jim	1986.87 to 1987.88
	1989.90 to 1991.92
	2009.10 to 2013.14
Alberts, Andrew	1977.78
Alexander, Claire	2000.01 to 2005.06
Allen, Bryan	2010.11
Andersson, Jonas	1990.91 to 1994.95
Antoski, Shawn	1970.71
Arbour, John	1970.71
Archibald, Darren	2013.14 to
Arvedson, Magnus	2003.04
Ashton, Brent	1979.80 to 1980.81
Aucoin, Adrian	1994.95 to 2000.01
Auld, Alex	2001.02 to 2005.06

B

Babych, Dave	1991.92 to 1997.98
Bachman, Richard	2015.16 to 2016.17
Baertschi, Sven	2014.15 to
Bakovic, Peter	1987.88
Balej, Jozef	2005.06
Ballard, Keith	2010.11 to 2012.13
Balon, Dave	1971.72 to 1972.73
Bannerman, Murray	1977.78
Barker, Cam	2012.13
Baron, Murray	1998.99 to 2002.03
Bartel, Robin	1986.87
Bartkowski, Matt	2015.16
Baumgartner, Nolan	2002.03 to 2005.06
	2009.10
Bawa, Robin	1991.92
Beech, Kris	2007.08
Belanger, Jesse	1995.96
Belland, Neil	1981.82 to 1985.86
Benning, Jim	1986.87 to 1989.90
Beranek, Josef	1994.95 to 1995.96
Berehowsky, Drake	2000.01 to 2001.02
Bergevin, Marc	2003.04
Bernier, Steve	2008.09 to 2009.10
Berry, Ken	1987.88 to 1988.89
Bertuzzi, Todd	1997.98 to 2005.06
Biega, Alex	2014.15 to
Bielska, Kevin	2005.06 to 2014.15
Bitz, Byron	2011.12
Blight, Rick	1975.76 to 1980.81
Bliznak, Mario	2009.10 to 2010.11
Block, Ken	1970.71
Boddy, Gregg	1971.72 to 1975.76
Bodger, Doug	1999.00
Boeser, Brock	2016.17 to
Bohonos, Lonny	1995.96 to 1997.98
Boldirev, Ivan	1979.80 to 1982.83
Bolduc, Alex	2008.09 to 2010.11
Bolonchuk, Larry	1972.73
Bonino, Nick	2014.15
Bonni, Ryan	1999.00
Booth, David	2011.12 to 2013.14
Bordeleau, Paulin	1973.74 to 1975.76
Boucher, Reid	2016.17 to
Bouck, Tyler	2003.04 to 2006.07
Boudrias, Andre	1970.71 to 1975.76
Bourdon, Luc	2006.07 to 2007.08
Boyd, Randy	1987.88 to 1988.89
Bozek, Steve	1988.89 to 1990.91
Bradley, Brian	1987.88 to 1990.91
Brasar, Per-Olov	1979.80 to 1981.82
Brashner, Donald	1996.97 to 2001.02
Bridgman, Mel	1988.89
Brochu, Martin	2001.02
Brodeur, Richard	1980.81 to 1987.88
Bromley, Gary	1978.79 to 1980.81

Brookbank, Wade	2003.04 to 2005.06
Brown, Cam	1990.91
Brown, Jeff	1993.94 to 1995.96
Brown, Mike	2000.01 to 2001.02
Brown, Mike	2007.08 to 2008.09
Brown, Sean	2005.06
Bruce, David	1985.86 to 1988.89
Bubla, Jiri	1981.82 to 1985.86
Bulis, Jan	2006.07
Bullock, Bruce	1972.73, 1974.75, 1976.77
Bure, Pavel	1991.92 to 1997.98
Burke, Sean	1997.98
Burrows, Alex	2005.06 to 2016.17
Burmistrov, Alexander	2017.18
Buskas, Rod	1989.90
Butcher, Garth	1981.82 to 1990.91
Butenschon, Sven	2005.06
Butler, Jerry	1979.80 to 1981.82

C

Callander, Drew	1978.79 to 1979.80
Campbell, Colin	1980.81 to 1981.82
Caprice, Frank	1982.83 to 1987.88
Capuano, Dave	1989.90 to 1990.91
Capuano, Jack	1990.91
Carney, Keith	2005.06
Caron, Jacques	1973.74
Carriere, Larry	1976.77 to 1977.78
Carson, Jimmy	1993.94
Carter, Anson	2005.06
Cassels, Andrew	1999.00 to 2001.02
Chaput, Michael	2016.17 to 2017.18
Charbonneau, Jose	1988.89
	1993.94 to 1994.95
	2006.07
Chouinard, Marc	1980.81
Christie, Mike	1999.00 to 2003.04
Chubarov, Artem	1997.98
Ciccone, Enrico	2014.15
Clendening, Adam	2000.01 to 2005.06
Cloutier, Dan	1985.86 to 1986.87
Cochrane, Glen	1971.72
Connelly, Wayne	1997.98 to 1998.99
Convery, Brandon	1970.71
Cook, Bob	1998.99 to 2007.08
Cooke, Matt	2012.13 to 2014.15
Corrado, Frank	1970.71 to 1971.72
Corrigan, Mike	2006.07
Coulombe, Patrick	1990.91 to 1994.95
Courtmail, Geoff	1994.95 to 1996.97
Courtmail, Russ	1995.96 to 1997.98
Courville, Larry	2006.07 to 2007.08
Cowan, Jeff	1984.85 to 1987.88
Coxe, Craig	1989.90 to 1990.91
	2015.16
Cracknell, Adam	2016.17
Cramarossa, Joseph	1992.93 to 1993.94
Craven, Murray	1981.82 to 1986.87
Crawford, Marc	1996.97
Crowder, Troy	1970.71
Cullen, Ray	1994.95 to 1996.97
Cullimore, Jassen	1981.82 to 1983.84
Currie, Tony	
D	
Daigneault, J.J.	1984.85 to 1985.86
Dailey, Bob	1973.74 to 1976.77
Dalpe, Zac	2013.14
Davison, Rob	2008.09
DeFazio, Brandon	2014.15
Delorme, Ron	1981.82 to 1984.85
Del Zotto, Michael	2017.18 to
DeMarco, Ab	1974.75 to 1975.76
Demitra, Pavol	2008.09 to 2009.10
Demko, Thatcher	2017.18 to

Derlago, Bill	1978.79 to 1979.80
Desbiers, Guillaume	2009.10 to 2010.11
Diaz, Raphael	2013.14
Diduck, Gerald	1990.91 to 1994.95
Dirk, Robert	1990.91 to 1993.94
Doak, Gary	1970.71 to 1971.72
Dorsett, Derek	2014.15 to 2017.18
Dowd, Jim	1995.96
Dowd, Nic	2017.18
Druken, Harold	1999.00 to 2002.03
Duko, Mike	2011.12
Dunbar, Dale	1985.86
Dunn, Dave	1973.74 to 1974.75
Dyck, Ed	1971.72 to 1973.74

E

Ebbett, Andrew	2011.12 to 2012.13
Edler, Alex	2006.07 to
Ernhoff, Christian	2009.10 to 2010.11
Eisenhut, Neil	1993.94
Eldebrink, Anders	1981.82 to 1982.83
Ellacott, Ken	1982.83
Eriksson, Joacim	2013.14
Eriksson, Loui	2016.17 to
Eriksson, Roland	1978.79
Essensa, Bob	2000.01
Etem, Emerson	2015.16

F

Fedorov, Fedor	2002.03 to 2003.04
Fedun, Taylor	2015.16
Fergus, Tom	1991.92 to 1992.93
Ferriero, Benn	2013.14
FitzGerald, Zack	2007.08
Fitzpatrick, Rory	2006.07
Flockhart, Rob	1976.77 to 1978.79
Folco, Peter	1973.74
Fontier, Dave	1976.77
Fountain, Mike	1996.97
Fraser, Curt	1978.79 to 1982.83
Friesen, Alex	2015.16

G

Gagner, Dave	1998.99
Gagner, Sam	2017.18 to
Gamble, Troy	1986.87, 1988.89
	1990.91 to 1991.92
	1970.71 to 1971.72
Gardner, George	1982.83 to 1984.85
Garrett, John	2012.13 to 2013.14
Garrison, Jason	1975.76 to 1978.79
Gasso, Brad	
Gaudette, Adam	2017.18 to
Gaunce, Brendan	2015.16 to
Gelinias, Martin	1993.94 to 1997.98
Gibson, Don	1990.91
Gillis, Jere	1977.78 to 1980.81
	1983.84 to 1984.85
	2009.10 to 2010.11
Glass, Tanner	1973.74
Gloor, Dan	1993.94
Glynn, Brian	1993.94
Goldobin, Nikolay	2016.17 to
Goodenough, Larry	1976.77 to 1979.80
Gordon, Andrew	2012.13
Gordon, Robb	1998.99
Goren, Lee	2005.06 to 2006.07
Gould, John	1973.74 to 1976.77
Gould, Larry	1973.74
Grabner, Michael	2009.10
Gradin, Thomas	1978.79 to 1985.86
Graganni, Marc-Andre	2011.12
Granlund, Markus	2015.16 to
Graves, Hilliard	1976.77 to 1978.79
Green, Josh	2005.06 to 2006.07
Gregg, Randy	1991.92

Grenier, Alexandre 2015.16 to 2016.17
 Grenier, Martin 2003.04
 Grisdale, John 1974.75 to 1978.79
Gudbranson, Erik 2016.17 to
 Guevremont, Jocelyn 1971.72 to 1974.75
 Guy, Kevan 1988.89 to 1990.91

H

Hall, Murray 1970.71 to 1971.72
 Hall, Taylor 1983.84 to 1986.87
 Halward, Doug 1980.81 to 1986.87
 Hamhuis, Dan 2010.11 to 2015.16
 Hammond, Ken 1991.92
 Hanlon, Glen 1977.78 to 1981.82
 Hansen, Jannik 2006.07 to 2016.17
 Hargreaves, Jim 1970.71, 1972.73
 Hatoum, Ed 1970.71
 Hawgood, Greg 1999.00 to 2000.01
 Hawkins, Todd 1988.89 to 1989.90
 Hazlett, Steve 1979.80
 Hedberg, Johan 2003.04
 Hedicani, Bret 1993.94 to 1998.99
 Heinz, Rick 1981.82
 Helmer, Bryan 2000.01 to 2002.03
 Hendrickson, Darby 1998.99 to 1999.00
 Higgins, Chris 2010.11 to 2015.16
 Hirsch, Corey 1995.96 to 1998.99
 Hlavac, Jan 2001.02 to 2002.03
 Hlinka, Ivan 1981.82 to 1982.83
 Hodge, Charlie 1970.71
 Hodgson, Cody 2010.11 to 2011.12
 Hodgson, Dan 1986.87 to 1988.89
 Holden, Josh 1998.99 to 2001.02
 Holloway, Bruce 1984.85
 Holm, Philip 2017.18
 Holt, Randy 1978.79
 Homenuke, Ron 1972.73
 Hordichuk, Darcy 2008.09 to 2009.10
Horvat, Bo 2014.15 to
 Huber, Brent 1987.88
 Hubick, Greg 1979.80
 Hughes, John 1979.80
 Hunter, Tim 1992.93 to 1995.96
 Hurlburt, Bob 1974.75
 Huscroft, Jamie 1997.98 to 1998.99
Hutton, Ben 2015.16 to

I

Irbe, Arturs 1997.98
 Isbister, Brad 2007.08

J

Jackson, Dane 1993.94 to 1994.95
 Jaffray, Jason 2007.08 to 2008.09
 Jensen, Nicklas 2012.13 to 2015.16
 Johnson, Danny 1970.71 to 1971.72
 Johnson, Ryan 2008.09 to 2009.10
 Jokela, Mikko 2002.03
 Jokinen, Jussi 2017.18
 Joseph, Chris 1996.97, 1999.00
 Joslin, Derek 2012.13
 Jovanovski, Ed 1998.99 to 2005.06

K

Kanngiesser, Sheldon 1977.78
 Kariya, Steve 1999.00 to 2001.02
 Kassian, Zack 2011.12 to 2014.15
 Kavanagh, Pat 2000.01, 2002.03 to 2003.04
 Keane, Mike 2003.04
 Kearns, Dennis 1971.72 to 1980.81
 Kenins, Ronalds 2014.15 to 2015.16
 Kesa, Dan 1993.94
 Kesler, Ryan 2003.04 to 2013.14

Kidd, Ian 1987.88 to 1988.89
 King, Jason 2002.03 to 2003.04
 Kirton, Mark 1982.83 to 1984.85
 Klatt, Trent 1998.99 to 2002.03
 Kocur, Joey 1995.96
 Komarniski, Zenith 1999.00, 2002.03
 Korab, Jerry 1973.74
 Kozak, Don 1978.79
 Krajicek, Lukas 2006.07 to 2007.08
 Krog, Jason 2008.09
 Kron, Robert 1990.91 to 1992.93
 Krutov, Vladimir 1989.90
 Kucera, Frantisek 1995.96 to 1996.97
 Kulak, Stu 1982.83, 1986.87
 Kurtenbach, Orland 1970.71 to 1973.74
 Kurtz, Justin 2001.02
 Kurvers, Tom 1990.91

L

LaBarbera, Jason 2008.09
 LaBate, Joseph 2016.17
 Lachance, Scott 2000.01 to 2001.02
 Lack, Eddie 2013.14 to 2014.15
 LaFayette, Nathan 1993.94 to 1994.95
 Lain, Kellan 2013.14
 Lalonde, Bobby 1971.72 to 1976.77
 Lampman, Mike 1973.74
 Langdon, Darren 2002.03
 Lanthier, Jean-Marc 1983.84 to 1985.86
 1987.88
 Lanz, Rick 1980.81 to 1986.87
 Lapierre, Maxim 2010.11 to 2012.13
 Larionov, Igor 1989.90 to 1991.92
 Larsen, Philip 2016.17
 Lawless, Paul 1987.88
 LeBlanc, John 1986.87 to 1987.88
 Ledyard, Grant 1997.98
 Leeb, Brad 1999.00, 2001.02
 Leeman, Gary 1994.95
Leispic, Brendan 2017.18 to
 Lemay, Moe 1981.82 to 1986.87
 Lemieux, Richard 1971.72 to 1973.74
 Lenardon, Tim 1989.90
 Letowski, Trevor 2001.02 to 2002.03
 Lever, Don 1972.73 to 1979.80
 Levie, Craig 1986.87
 Lidster, Doug 1983.84 to 1992.93
 Linden, Trevor 1988.89 to 1997.98
 2001.02 to 2007.08
 1978.79 to 1983.84
 2002.03

Lindgren, Lars 1974.75 to 1975.76
 Lindgren, Mats 1979.80 to 1980.81
 Lockett, Ken 1995.96
 Logan, Dave 1985.86 to 1987.88
 Loney, Brian 2009.10
 Lowry, Dave 1989.90 to 1997.98
 Lukowich, Brad 1970.71
 Lumme, Jyrki 1970.71
 Luende, Len 2006.07 to 2013.14
 Luongo, Roberto 1979.80 to 1985.86

M

MacAdam, Al 1984.85
 MacDonald, Blair 1980.81 to 1982.83
 MacDonald, Brett 1987.88
 MacIntyre, Drew 2007.08
 Mair, Jim 1972.73 to 1974.75
 Maki, Wayne 1970.71 to 1972.73
 Malhotra, Manny 2010.11 to 2012.13
 Malik, Marek 2002.03 to 2003.04
 Malkoc, Dean 1995.96
 Mancari, Mark 2011.12
 Manery, Kris 1979.80
 Maniago, Cesare 1976.77 to 1977.78

Manno, Bob 1976.77 to 1980.81
Markstrom, Jacob 2013.14 to
 1980.81
 Marois, Mario 1983.84 to 1984.85
 Martin, Grant 1977.78 to 1978.79
 Martin, Pit 1990.91
 Mason, Bob 2013.14 to 2014.15
 Matthias, Shawn 1986.87
 Maxwell, Brad 1997.98 to 1999.00
 May, Brad 2002.03 to 2003.04
 1988.89 to 1991.92
 1997.98 to 1998.99
 1989.90 to 1991.92
 1997.98 to 1998.99
 2015.16
 McCarthy, Kevin 1978.79 to 1983.84
 McCarthy, Steve 2005.06
 McCord, Dennis 1973.74
 McDonnell, Joe 1981.82
 McEneny, Evan 2016.17
 McIlhargey, Jack 1976.77 to 1979.80
 McIntyre, John 1993.94 to 1994.95
 McIver, Nathan 2006.07 to 2007.08
 McKichan, Steve 1990.91
 McLean, Kirk 1987.88 to 1997.98
 McLelland, Dave 1972.73
 McMillan, Brandon 2014.15
 McNab, Peter 1983.84 to 1984.85
 McSheffrey, Bryan 1972.73 to 1973.74
 McVicar, Rob 2005.06
 1974.75
 Megna, Jayson 2016.17 to 2017.18
 Melnyk, Larry 1987.88 to 1989.90
 Messier, Eric 1997.98 to 1999.00
 1999.00
 2007.08
 Miller, Aaron 2014.15 to 2016.17
 Moin, Lars 1979.80 to 1983.84
 Minor, Gerry 2006.07 to 2009.10
 Mitchell, Willie 1995.96 to 1999.00
 Mogilny, Alexander 2005.06
 Mojzis, Tomas 1981.82 to 1983.84
 Molin, Lars 2016.17
 Molino, Griffen 1990.91 to 1994.95
 Momosso, Sergio 1974.75 to 1977.78
 Monahan, Garry 2006.07
 Moran, Brad 1992.93 to 1993.94
 Morin, Stephane 1999.00 to 2007.08
 Morrison, Brendan 1984.85
 Morrison, Dave 2002.03
 Moss, Tyler 2017.18 to

Motte, Tyler 2017.18 to
 Muckalt, Bill 1998.99 to 1999.00
 Murphy, Rob 1987.88 to 1991.92
 Murray, Bob 1974.75 to 1976.77
 Murzyn, Dana 1990.91 to 1998.99

N

Namestnikov, John 1993.94 to 1996.97
 Naslund, Markus 1995.96 to 2007.08
 Nedved, Petr 1990.91 to 1992.93
 Neely, Cam 1983.84 to 1985.86
 Nemchinov, Sergei 1996.97
 Nil, Jim 1981.82 to 1983.84
Nilsson, Anders 2017.18 to
 Noonan, Brian 1996.97 to 1997.98
 Nordmark, Robert 1988.89 to 1990.91
 Noronen, Mika 2005.06
 Nycholat, Lawrence 2008.09

O

Oberg, Evan 2009.10 to 2010.11
 O'Brien, Shane 2008.09 to 2009.10
 Oddleifson, Chris 1973.74 to 1980.81
 Odjick, Gino 1990.91 to 1997.98

ALL-TIME ROSTER

O'Flaherty, Gerry 1972.73 to 1977.78
 Ohlund, Mattias 1997.98 to 2008.09
 Oksita, Roman 1994.95 to 1995.96
 O'Neil, Paul 1973.74
 Oreskovich, Victor 2010.11 to 2011.12
 O'Sullivan, Chris 1999.00
 Ouellet, Maxime 2005.06
 Ouellet, Michel 2008.09

P

Pahlsson, Samuel 2011.12
 Paiement, Rosaire 1970.71 to 1971.72
 Parent, Ryan 2010.11
 Park, Richard 2005.06
 Peca, Mike 1993.94 to 1994.95
 Pedan, Andrey 2015.16
 Pederson, Barry 1986.87 to 1989.90
 Pederson, Denis 1999.00 to 2001.02
 Pelletier, Pascal 2013.14
 Perrault, Joel 2010.11
 Peterson, Brent 1985.86 to 1986.87
 Petit, Michel 1982.83 to 1987.88
 Pettinger, Matt 2007.08, 2009.10
 Pinizzotto, Steve 2012.13
 Plavsic, Adrien 1989.90 to 1994.95
 Popiel, Poul 1970.71 to 1971.72
 Potvin, Felix 1999.00 to 2000.01
Pouliot, Derrick 2017.18 to
 Pratt, Tracy 1973.74 to 1975.76
 Primeau, Kevin 1980.81
 Pronger, Sean 2003.04
 Prust, Brandon 2015.16
 Pyatt, Taylor 2006.07 to 2008.09

Q

Quinn, Dan 1989.90 to 1990.91
 Quinn, Pat 1970.71 to 1971.72

R

Ratushny, Dan 1992.93
 Raycroft, Andrew 2009.10
 Raymond, Mason 2007.08 to 2012.13
 Reaume, Marc 1970.71
 Reid, Brandon 2003.04, 2006.07
 Reinhart, Paul 1988.89 to 1989.90
 Rendulic, Borna 2016.17
 Richardson, Brad 2013.14 to 2014.15
 Richardson, Glen 1975.76
 Richter, Dave 1986.87 to 1987.88
 Ridley, Curt 1975.76 to 1977.78
 Ridley, Mike 1979.80
 Ritchie, Byron 1995.96 to 1996.97
 Rizzuto, Garth 2007.08
 Roberts, David 1970.71
 Robertsson, Bert 1996.97 to 1997.98
 Robertsson, Bert 1997.98 to 1998.99
 Robitaille, Mike 1974.75 to 1976.77
 Rochefort, Leon 1974.75 to 1975.76
 Rodin, Anton 2016.17
 Rohlicek, Jeff 1987.88 to 1988.89
 Rohlin, Leif 1995.96 to 1996.97
 Rome, Aaron 2009.10 to 2011.12
 Ronning, Cliff 1990.91 to 1995.96
 Rota, Darcy 1979.80 to 1983.84
 Roy, Derek 2012.13
 Rucinsky, Martin 2003.04
 Ruutu, Christian 1994.95
 Ruutu, Jarkko 1999.00 to 2005.06
 Ryan, Prestin 2005.06
 Rypien, Rick 2005.06 to 2010.11

S

Sabourin, Dany 2006.07
 Salo, Sami 2002.03 to 2011.12

Samuelsson, Mikael 2009.10 to 2011.12
 Sanderson, Derek 1976.77
 Sanderson, Geoff 1997.98, 2003.04
 Sandlak, Jim 1985.86 to 1992.93
 1995.96
 Sanford, Curtis 2007.08 to 2008.09
 Santala, Tommi 2006.07
 Santorelli, Mike 2013.14
 Saunders, David 1987.88

Sautner, Ashton

2017.18 to
 Sauve, Yann 2010.11, 2013.14
 Sbisá, Luca 2014.15 to 2016.17
 Scatchard, Dave 1997.98 to 1999.00
 Schaefer, Peter 1998.99 to 2001.02, 2010.11
 Schella, John 1970.71 to 1971.72
 Schliebener, Andy 1981.82
 1983.84 to 1984.85
 Schmautz, Bobby 1970.71 to 1973.74
 1980.81

Schneider, Cory 2008.09 to 2012.13
 Schneider, Mathieu 2009.10
 Schroeder, Jordan 2012.13 to 2013.14
 Schultz, Jesse 2006.07
 Schwab, Corey 1999.00
 Sedin, Daniel 2000.01 to 2017.18
 Sedin, Henrik 2000.01 to 2017.18
 Sedlbauer, Ron 1974.75 to 1979.80
 Seguin, Danny 1970.71, 1973.74
 Semak, Alexander 1996.97
 Semenov, Anatoli 1992.93
 Sestito, Tom 2012.13 to 2014.15
 Shannon, Ryan 2007.08
 Sharifjanov, Vadim 1999.00
 Shinkaruk, Hunter 2015.16
 Shirokov, Sergei 2009.10 to 2010.11
 Shore, Drew 2016.17
 Sillinger, Mike 1995.96 to 1997.98
 Skille, Jack 2016.17
 Skriko, Petri 1984.85 to 1990.91
 Skudra, Peter 2001.02 to 2002.03
 Slego, Jiri 1992.93 to 1994.95, 2003.04, 1970.71
 Sly, Darryl 1970.71
 Smith, Brad 1978.79 to 1979.80
 Smith, Doug 1988.89 to 1989.90
 Smith, Gary 1973.74 to 1975.76
 Smith, Nathan 2003.04 to 2006.07
 Smolinski, Bryan 2006.07
 Smyl, Stan 1978.79 to 1990.91
 Snepets, Harold 1974.75 to 1983.84
 1988.89 to 1989.90
 1997.98 to 1999.00
 1973.74
 Snow, Garth 1998.99 to 2003.04, 2006.07
 Sobchuk, Gene 1971.72
 Soppel, Brent 1976.77
 Speck, Fred 1976.77
 Spruce, Andy 1996.97 to 1998.99
 Staios, Steve 1987.88 to 1989.90
 Stanley, Daryl 2013.14 to 2014.15
 Stanton, Ryan 2000.01
 Stapleton, Mike 2000.01

Stecher, Troy 2016.17 to
 Stern, Ronnie 1987.88 to 1990.91
 Stevens, Mike 1984.85
 Stewart, Ralph 1970.71, 1970.71, 1976.77 to 1977.78
 1971.72
 Stewart, Ron 1994.95 to 1995.96
 Stojanov, Alek 1973.74
 Stone, Steve 1997.98 to 2001.02
 2011.12
 Sulzer, Alexander 2011.12
 Summanen, Raimo 1986.87 to 1987.88
 Sundin, Mats 2008.09
 Sundstrom, Patrik 1982.83 to 1986.87

Sutter, Brandon 2015.16 to
 Sutter, Rich 1986.87 to 1989.90
 Sweat, Bill 2011.12 to 2012.13
 Sweat, Lee 2010.11

T
 Tallon, Dale 1970.71 to 1972.73
 Tambellini, Jeff 2010.11
 Tambellini, Steve 1985.86 to 1987.88
Tanev, Chris 2010.11 to
 Tannahill, Don 1972.73 to 1973.74
 Tanti, Tony 1982.83 to 1989.90
 Taylor, Ted 1970.71 to 1971.72
 Tezikov, Alexei 2001.02
 Tikkanen, Esa 1995.96 to 1996.97
 Torres, Raffi 2010.11
 Tremblay, Yannick 2006.07
 Tryamkin, Nikita 2015.16 to 2016.17
 Tudor, Rob 1978.79 to 1979.80

V
 Vaananen, Ossi 2008.09
 Vaic, Lubomir 1997.98, 1999.00
 Vaive, Rick 1979.80
 Valk, Garry 1990.91 to 1992.93
 Vanek, Thomas 2017.18
 Vasilevs, Herbert 2001.02
 Ververgaert, Dennis 1973.74 to 1978.79
 Vey, Linden 2014.15 to 2015.16
 Veysey, Sid 1977.78
 Vilgrain, Claude 1987.88
Virtanen, Jake 2015.16 to
 Volpatti, Aaron 2010.11 to 2012.13
 Vrbata, Radim 2014.15 to 2015.16

W
 Walker, Scott 1994.95 to 1997.98
 Walter, Ryan 1991.92 to 1992.93
 Walton, Mike 1975.76 to 1977.78
 Ward, Dixon 1992.93 to 1993.94
 Ward, Ron 1971.72
 Wariner, Todd 2001.02 to 2002.03
 Washburn, Steve 1998.99
 Weaver, Mike 2007.08
 Weber, Yannik 2013.14 to 2015.16
 Weekes, Kevin 1998.99 to 1999.00
 Weeks, Steve 1987.88 to 1990.91
 Weinrich, Eric 2005.06
 Weise, Dale 2011.12 to 2013.14
 Wellwood, Kyle 2008.09 to 2009.10
 Welsh, Jeremy 2013.14
 Whitmore, Kay 1992.93 to 1994.95
 Wickenheiser, Doug 1987.88
 Wilcox, Barry 1972.73, 1974.75
 Wiley, Jim 1974.75 to 1976.77
 Wilkins, Barry 1970.71 to 1974.75
 Williams, Tiger 1979.80 to 1983.84
 Wilson, Dunc 1970.71 to 1972.73
 1978.79
 Wiste, Jim 1970.71
 Woodley, Dan 1987.88
 Wotton, Mark 1994.95, 1996.17 to 1997.98
 Wright, John 1972.73 to 1973.74

Y
 York, Harry 1998.99 to 1999.00
 Young, Howie 1970.71
 Young, Wendell 1985.86 to 1986.87

Z

Zalewski, Michael 2013.14 to 2016.17
 Zetterstrom, Lars 1978.79
 Zezel, Peter 1997.98 to 1998.99

ALL-TIME UNIFORM NUMBERS

CANUCKS

PLAYERS

IN THE SYSTEM

2017/18 REVIEW

OPPONENTS

HISTORY

ALL TIME RECORDS

PLAYOFFS

NHL

MEDIA SERVICES

217

1

Murray Bannerman, Bruce Bullock, Sean Burke, Ed Dycck, Ken Ellacott, George Gardner, Glen Hanlon, Johan Hedberg, Charlie Hodge, Roberto Luongo, Kirk McLean, Maxime Ouellet, Peter Skudra, Gary Smith, Dunc Wilson, Wendell Young.

2

Jim Agnew, Gary Doak, Jocelyn Guevremont, Kevan Guy, Doug Halward, Dan Hamhuis, Ken Hammond, Willie Huber, Ian Kidd, Frantisek Kucera, Craig Levie, Dave Logan, Bob Manno, John Namestnikov, Mattias Ohlund, Mike Rottalite, Lars Zetterstrom.

3

Kevin Bieksa, Doug Bodger, Larry Bolonchuk, Garth Butcher, Keith Carney, Bob Dailey, Anders Eldebrink, Bret Hedican, Doug Lidster, Lars Lindgren, Joe McDonnell, Michel Petit, Pat Quinn, Brent Sopel.

4

Keith Ballard, Nolan Baumgartner, Jim Benning, Luc Bourdon, Rob Davison, Ab DeMarco, **Michael Del Zotto**, Gerald Diduck, Greg Hawgood, Randy Holt, John Hughes, Frantisek Kucera, Justin Kurtz, Rick Lanz, Grant Ledyard, Bryan McCabe, Aaron Miller, Brent Sopel, Mike Walton, Barry Wilkins, Mark Wotton.

5

Bryan Allen, John Arbour, Garth Butcher, Colin Campbell, Larry Carriere, Christian Ehrhoff, Jason Garrison, Larry Goodenough, Marc-Andre Gragnani, Jim Hargreaves, Sheldon Kannegiesser, Zenith Komarniski, Lukas Krাজicek, Bob Manno, Dana Murzyn, Tracy Pratt, **Derrick Pouliot**, Luca Sbisa, John Schella, Darriyl Sly, Brad Smith, Ossi Vaaananen.

6

Adrian Aucoin, **Brock Boeser**, Dennis Kearns, Robert Nordmark, Adrien Plavsic, Marc Reaume, Dave Richter, Sami Salo, Andy Schliebener, Alexei Tezikov, Yannick Weber, Howie Young.

7

David Booth, Andre Boudrias, Tony Currie, Dave Fortier, Robb Gordon, Jamie Huscroft, Gary Lupul, Pit Martin, Gerry Minor, Brendan Morrison, Barry Pederson, Dan Quinn, David Roberts, Cliff Ronning, Linden Vey, Sid Veysey.

8

Greg G. Adams, Jozef Balej, Rick Blight, Donald Brashear, Wayne Connelly, Taylor Hall, Danny Johnson, Moe Lemay, Marek Malik, Peter McNab, Gerry Meehan, Willie Mitchell, Jim Niill, Bobby Schmutz, Alek Stojanov, **Chris Tanev**, Eric Weinrich.

9

Ivan Boldirev, Russ Courtnall, Harold Druken, Ed Hatmou, Cody Hodgson, Zack Kassian, Mike Keane, **Brendan Leipsic**, Gary Leeman, Don Lever, Brad May, Andrew McBain, Brandon Prust, Taylor Pyatt, Bobby Schmutz, Jack Skille, Mike Stapleton, Dale Tallon, Tony Tanti, Lubomir Vaic, Ryan Walter, Jim Wiste.

10

Rick Blight, Brian Bradley, Pavel Bure, Drew Callander, Geoff Courtnall, Ray Cullen, Tony Currie, Bill Derlago, Anders Eldebrink, Jere Gillis, Ryan Johnson, Jean-Marc Lanthier, Moe Lemay, Trevor Letowski, Don Lever, Brad May, Dave Morrison, Brent Peterson, Bobby Schmutz, Fred Speck, Ronnie Stern, Jeff Tambellini, Esa Tikkanen, Dennis Vervegaert.

RETIRED NOV.02.13 (BURE).

11

Wayne Maki, Mark Messier, Chris Oddleifson.

12

Mike Corrigan, Rob Flockhart, Dan Gloor, Leon Rochefort, Stan Smyl, Ron Stewart, Barry Wilcox, Jim Wiley.

RETIRED NOV.03.91 (SMYL).

13

Nick Bonino, Mike Brown, Artem Chubarov, Lars Lindgren, Griffen Molino, Sergei Nemchinov, Matt Pettinger, Steve Pinizzotto, Mats Sundin, Raffi Torres, Jeremy Welsh.

14

Jesse Belanger, Lonny Bohonos, Steve Bozek, Alex Burrows, Bob Cook, Geoff Courtnall, Larry Courville, Peter Folco, Jere Gillis, Darby Hendrickson, John Holden, Scott Lachance, Moe Lemay, Blair MacDonald, Dennis McCord, Chris Oddleifson, Brandon Reid, Geoff Sanderson, Bobby Schmutz, Danny Seguin, Steve Stone, Raimo Summanen, Tony Tanti, Doug Wickenheiser, Jim Wiste, John Wright.

15

Brent Ashton, Neil Belland, Drake Berehowsky, Paulin Bordeleau, Mike Brown, J.J. Daigneault, Derek Dorsett, Jim Dowd, Harold Druken, Tom Fergus, Dave Gagner, Tanner Glass, Hilliard Graves, Pat Kavanagh, John McIntyre, Rosaire Paiement, Adrien Plavsic, Sean Pronger, Brad Richardson, Byron Ritchie, Derek Roy, Rick Rypien, Peter Schaefer, Marco Sturm, Rich Suter, Aaron Volpatti, Todd Warriner.

16

Per-Olov Brasar, Brad Gassoiff, Dan Hodgson, Mark Kirton, Stu Kulak, Trevor Linden, Don Tannahill, Ted Taylor, Barry Wilcox, Jim Wiley.

RETIRED DEC.17.08 (LINDEN).

17

Drake Berehowsky, Lonny Bohonos, Jerry Butler, Drew Callander, Jimmy Carson, Jose Charbonneau, Tony Currie, Nic Dowd, Larry Gould, Todd Hawkins, Jan Hlavac, Ryan Kesler, Jason King, Vladimir Krutov, Paul Lawless, Mike Muckalt, Rob Murphy, Paul O'Neil, Mike Ridley, Anton Rodin, Jeff Rohlicek, Ron Sedlbauer, Danny Seguin, Vadim Sharifijanov, Patrik Sundstrom, Radim Vrbata, Dixon Ward, Ron Ward, Doug Wickenheiser, John Wright, Howie Young.

18

Shawn Antoski, Cam Barker, Steve Bernier, Ken Berry, Marc Crawford, Troy Crowder, Fedor Fedorov, Rory Fitzpatrick, Rob Flockhart, Larry Gould, John Grisdale, Ron Homenuke, Steve Kariya, Jason King, Robert Kron,

Mike Lampman, Igor Larionov, Jim Mair, Mark Macari, Richard Park, Poul Popiel, Bert Roberts, Darcy Rota, Geoff Sanderson, Peter Schaefer, Brad Smith, Ryan Stanton, Chris Tanev, Rick Vaive, **Jake Virtanen**, Mike Weaver.

19

Claire Alexander, Ron Delorme, Dale Dunbar, Roland Eriksson, Steve Hazlett, Greg Hubick, Tim Hunter, Richard Lemieux, Kris Manery, Mario Marois, Markus Naslund, Petr Nedved, Glen Richardson, Derek Sanderson, Jim Sandlak, Ron Stewart, Dale Tallon, Rob Tudor, Jim Wiley. **RETIRED DEC.11.10 (NASLUND).**

20

Drew Callander, Jose Charbonneau, Jeff Cowan, Bill Derlago, Guillaume Desbiens, George Gardner, Jim Hargreaves, Chris Higgins, John Hughes, Ryan Kesler, Bobby Lalonde, Darren Langdon, Grant Martin, Andrew McBain, Gerry Minor, John Namestnikov, Ryan Parent, Dennis Pederson, Christian Ruuttu, Dave Scatchard, Bobby Schmutz, Jesse Schultz, Alexander Semak, Anatoli Semenov, Ronnie Stern, **Brandon Sutter**, Steve Tambellini.

21

John Arbour, Magnus Arvedson, Peter Bakovic, Dave Balon, Tyler Bouck, Craig Coxie, Zac Dalpe, **Loui Eriksson**, Jere Gillis, John Gould, Doug Halward, Ivan Hlinka, Josh Holden, Dennis Kearns, Zenith Komarniski, Jyrki Lumme, Brandon McMillan, Rob Murphy, Cam Neely, Mason Raymond, Doug Smith, Bryan Smolinski, Gene Sobchuk, Brandon Sutter.

22

Greg C. Adams, Gregg Boddy, Jeff Brown, Larry Courville, Craig Coxie, Robert Dirk, Jocelyn Guevremont, Dan Hodgson, Dave Lowry, Bob Manno, Markus Naslund, Garth Rizzuto, Daniel Sedin, Andy Spruce, Tigger Williams, Peter Zezel.

RETIRED (D. SEDIN).

23

Murray Barrer, Marc Bergevin, Sean Brown, **Alex Edler**, Neil Eisenhut, Martin Gelin, Thomas Gradin, Martin Grenier, Murray Hall, Dan Hodgson, Bryan McCabe, Gerry O'Flaherty, Paul Reinhart, Garry Valk, Dan Wooley.

24

Jonas Andersson, **Reid Boucher**, Bruce Bullock, Jack Capuano, Matt Cooke, Adam Cracknell, Tony Currie, Raphael Diaz, Dave Dunn, Ed Dycck, Curt Fraser, Don Gibson, Danny Gregg, Darcy Hordichuk, Tom Kurvers, Doug Lidster, Len Lunde, Mark Mancari, Bryan McSheffrey, Larry Melnyk, Garry Monahan, Michel Petit, Jiri Sleg, Ralph Stewart, Scott Walker.

25

Kris Beech, Kevin Bieksa, David Bruce, Andrew Cassels, Andrew Ebbett, Josh Green, Dan Kesa, Orland Kurtenbach, Nathan Lafayette, Doug Lidster, Mats Lindgren, Al MacAdam, Jim Mair, **Jacob Markstrom**, Kevin McCarthy, Stephane Morin, Michel Ouellet, Matt Pettinger, Jim Sandlak, Mike Santorelli, Sergei Shirokov, Steve Staios, Ralph Stewart, Alek Stojanov, Rob Tudor.

ALL-TIME UNIFORM NUMBERS

26

Bruce Affleck, Jim Agnew, Ken Block, Brandon Convery, Frank Corrado, Joseph Cramarossa, Emerson Etem, George Gardner, Tim Hunter, Bob Hurlburt, Trent Klatt, Don Kozak, Steve McCarthy, Bryan McSheffrey, Gerry Meehan, Lars Molin, Stephane Morin, Bob Murray, Samuel Pahlsson, Martin Rucinsky, Mikael Samuelsson, Tommi Santala, Ryan Shannon, Mike Sillinger, Petri Skriko, Ralph Stewart, Steve Stone, Thomas Vanek, Tiger Williams.

27

Shawn Antoski, Todd Bertuzzi, Randy Boyd, Mike Brown, Glen Cochrane, Brandon Convery, Craig Coxie, Lee Goren, **Ben Hutton**, Brad Isgister, Mikko Jokela, Jerry Korab, Jason Krog, John LeBlanc, Manny Malhotra, Shawn Matthias, Brad Maxwell, Sergio Momesso, Leif Rohlin, Mathieu Schneider, Harold Snepstis, Mark Wotton, Harry York.

28

Luc Bourdon, Donald Brashear, Mel Bridgman, Wade Brookbank, Rod Buskas, Jerry Butler, Dave Capuano, Mike Christie, Craig Coxie, Marc Crawford, Rob Flockhart, Brian Glynn, Larry Goodenough, Taylor Hall, Bryan Helmer, Chris Joseph, Joey Kocur, Jean-Marc Lanthier, John LeBlanc, Brian Noonan, Roman Oksiuta, Dan Ratushny, Yannick Tremblay, Rick Vaive, Steve Washburn.

29

Randy Boyd, Jiri Bubla, Glen Cochrane, Patrick Coulombe, Philip Holm, Jason Jaffray, Kris Manery, Jack McIlhargey, Gino Odjick, Andrey Pedan, Felix Potvin, Kevin Primeau, Aaron Rome, Peter Schaefer, Tom Sestito, Nathan Smith, Daryl Stanley, Herbert Vasiljevs.

30

Martin Brochu, Gary Bromley, Bruce Bullock, Frank Caprice, Jacques Caron, Ed Dycck, Joacim Eriksson, Mike Fountain, George Gardner, Jason LaBarbera, Ken Lockett, Cesare Maniago, Steve McKichan, Dave McLelland, Ryan Miller, Tyler Moss, Andrew Raycroft, Garth Snow, Dunc Wilson.

31

Shawn Antoski, Bruce Bullock, Troy Gamble, John Garrett, Rick Heinz, Corey Hirsch, Eddie Lack, Drew MacIntyre, Bob Mason, **Anders Nilsson**, Mika Noronen, Lubomir Vaic, Steve Weeks, Dunc Wilson.

32

Jim Agnew, Richard Bachman, Peter Bakovic, Robin Bartel, Neil Belland, Tyler Bouck, Marc Chouinard, Craig Coxie, Murray Craven, Bruce Holloway, Arturs Irbe, Chris Joseph, Ian Kidd, Dean Malkoc, Brad May, Lawrence Nycholat, Joel Perrault, Corey Schwab, Dale Weise.

33

Marc Crawford, Tim Lenardon, Jay Mazur, Alfie Michaud, Mike Peca, Jim Sandlak, David Saunders, Henrik Sedin, Mike Stevens, Steve Weeks.

RETIRED (H. SEDIN).

34

Neil Belland, Byron Bitz, Jassen Cullimore, Guillaume Desbiens, Neil Eisenhut, Ian Kidd, Brad

Lukowich, Brett MacDonald, Rob McVicar, Jeff Rohlicek, Jason Strudwick, Claude Vilgrain.

35

Alex Auld, Richard Brodeur, Bruce Bullock, **Thatcher Demko**, Ed Dycck, Bob Essensa, Troy Gamble, **Jacob Markstrom**, Curt Ridley, Dany Sabourin, Cory Schneider, Kevin Weekes, Kay Whitmore.

36

Jim Agnew, Ryan Bonni, Josh Green, Jannik Hansen, Dane Jackson, Jussi Jokinen, Brian Loney, Chris McAllister.

37

Brandon Reid, Jarkko Ruutu, Rick Rypien.

38

Jan Bulis, Pavol Demitra, Todd Hawkins, Derek Joslin, Brad Leeb, Victor Oreskovich.

39

Enrico Ciccone, Dan Cloutier, Brandon DeFazio, Cody Hodgson, Brad Moran, Chris O'Sullivan.

40

Michael Grabner, Maxim Lapierre, Michael Zalewski.

41

Andrew Alberts, Robin Bawa, Ronalds Kenins, Prestin Ryan, Curtis Sanford.

42

Sven Baertschi, Josef Beranek, Alexander Burmistrov, Ben Ferriero, Drew Shore, Bill Sweatt, Kyle Wellwood.

43

Don Gibson, Pat Kavanagh.

44

Dave Babych, Matt Bartkowski, Nolan Baumgartner, Todd Bertuzzi, Adam Clendenning, Andrew Gordon, **Erik Gudbranson**, Rob Murphy, Pascal Pelletier.

45

Michael Chaput, Nicklas Jensen, Nathan Imler, Tomas Mojzis.

46

Mike Brown, Jayson Megna, Jordan Schroeder.

47

Sven Baertschi, Yann Sauve.

48

Cam Brown, Hunter Shinkaruk, Bert Roberts-son.

49

Darren Archibald, Alex Bolduc, Zack FitzGerald.

50

Brendan Gaunce.

51

Derek Dorsett, **Troy Stecher**.

52

Sven Butenschon, Alexander Sulzer.

53

Bo Horvat.

54

Kellan Lain, Aaron Volpatti.

55

Alex Biega, Ed Jovanovski, Shane O'Brien.

56

Alex Friesen.

57

Lee Sweatt.

58

Taylor Fedun, Robert Kron.

59

Ashtun Sautner.

60

Markus Granlund.

61

Evan McEneny.

62

Mario Bliznak, Joseph LaBate.

63

Philip Larsen.

64

Tyler Motte, Evan Oberg, Borna Rendulic.

65

Alexandre Grenier.

66

Gino Odjick.

71

Jiri Slegr.

72

Peter Schaefer.

77

Anson Carter, **Nikolay Goldobin**.

79

Mike Duco.

81

Fedor Fedorov.

82

Nikolay Goldobin.

88

Adam Gaudette, Nikita Tryamkin.

89

Sam Gagner, Alexander Mogilny.

91

Jared McCann.

96

Pavel Bure.

ALL-TIME DRAFT SELECTIONS

2018

1	7	Quinn Hughes	D	Michigan
2	37	Jett Woo	D	Moose Jaw
3	68	Tyler Madden	C	Central Illinois/Tri-City
5	130	Toni Utunen	D	Leki/Tappara
6	186	Artyom Manukyan	RW	Avangard Omsk
7	192	Matthew Thiessen	G	Steinbach

2017

1	5	Elias Pettersson	C	Timra
2	33	Kole Lind	RW	Kelowna
2	55	Jonah Gadjovich	LW	Owen Sound
3	64	Michael DiPietro	G	Windsor
4	95	Jack Rathbone	D	Dexter School
5	135	Kristoffer Gunnarsson	D	Frolunda
6	181	Petrus Palmu	RW	Owen Sound
7	188	Matt Brassard	D	Oshawa

2016

1	5	Olli Juolevi	D	London
3	64	William Lockwood	RW	USA U-18
5	140	Cole Candella	D	Hamilton
6	154	Jakob Stukel	LW	Calgary
7	184	Rodrigo Abols	C	Portland
7	194	Brett McKenzie	C	North Bay

2015

1	23	Brock Boeser	RW	Waterloo
2	66	Guillaume Brisebois	D	Acadie-Bathurst
3	114	Dmitry Zhukenov	C	Omsk 2
4	144	Carl Neill	D	Sherbrooke
5	149	Adam Gaudette	C	Cedar Rapids
6	174	Lukas Jasek	RW	Trinec
7	210	Tate Olson	D	Prince George

2014

1	6	Jake Virtanen	LW	Calgary
1	24	Jared McCann	C	Sault Ste. Marie
2	36	Thatcher Demko	G	Boston College
3	66	Nikita Tryamkin	D	Yekaterinburg
5	126	Gustav Forsling	D	Linköping
6	156	Kyle Pettit	C	Erie
7	186	Mackenze Stewart	D	Prince Albert

2013

1	9	Bo Horvat	C	London
1	24	Hunter Shinkaruk	F	Medicine Hat
3	85	Cole Cassels	C	Oshawa
4	115	Jordan Subban	D	Belleville
5	145	Anton Cederholm	D	Rogle Jr.
6	175	Mike Williamson	D	Spruce Grove
7	205	Miles Liberati	D	London

2012

1	26	Brendan Gaunce	C	Belleville
2	57	Alexandre Mallet	C	Rimouski
5	147	Ben Hutton	D	Kemptville/Nepean
6	177	Wesley Myron	F	Victoria
7	207	Matthew Beattie	LW	Phillips Exeter Academy

2011

1	29	Nicklas Jensen	F	Oshawa
3	71	David Horzik	G	Victoriaville
3	90	Alexandre Grenier	RW	Quebec
4	101	Joseph LaBate	C	Holy Angels
4	120	Ludwig Blomstrand	D	Djurgarden Jr.
5	150	Frank Corrado	D	Sudbury
6	180	Pathrik Westerholm	C	Malmö
7	210	Henrik Tømmernes	D	Frolunda

2010

4	115	Patrick McNally	D	Milton Academy
5	145	Adam Polasek	D	P.E.I.
6	172	Alex Friesen	C	Niagara
6	175	Jonathan Iilahi	G	SM-liiga
7	205	Sawyer Hannay	D	Halifax

2009

1	22	Jordan Schroeder	C	Minnesota
2	53	Anton Rodin	RW	U-20 Sweden
3	83	Kevin Connauton	D	Western Michigan
4	113	Jeremy Price	D	Nepean
5	143	Peter Andersson	D	Frolunda Jr.
6	173	Joe Cannata	G	Merrimack College
7	187	Steven Anthony	LW	Saint John

2008

1	10	Cody Hodgson	C	Brampton
2	41	Yann Sauve	D	Saint John
5	131	Prab Rai	RW	Seattle
6	161	Mats Froshaug	LW	Linköping/Nyköping
7	191	Morgan Clark	G	Red Deer

2007

1	25	Patrick White	C	Tri-City
2	33	Taylor Ellington	D	Everett
5	145	Charles-Antoine Messier	C	Baie-Comeau
5	146	Ilya Kablukov	C	CSKA Moscow
6	176	Taylor Matson	F	Des Moines
7	206	Dan Gendur	RW	Everett

2006

1	14	Michael Grabner	RW	Spokane
3	82	Daniel Rahimi	D	Bjorkloven
6	163	Sergei Shirokov	RW	CSKA Moscow
6	167	Juraj Simek	W	Kloten Jr.
7	197	Evan Fuller	C	Prince George

2005

1	10	Luc Bourdon	D	Val d'Or
2	51	Mason Raymond	LW	Camrose
4	114	Alexandre Vincent	G	Chicoutimi
5	138	Matt Butcher	C	Chilliwack
6	185	Kris Fredheim	D	Notre Dame
7	205	Mario Bliznak	C	Dubnica Jr.

2004

1	26	Cory Schneider	G	Phillips-Andover Academy
3	91	Alex Edler	D	Jamtland
4	125	Andrew Sarauer	LW	Langley
5	159	Mike Brown	RW	Michigan
6	189	Julien Ellis	G	Shawinigan
8	254	David Schulz	D	Swift Current
9	287	Jannik Hansen	RW	Rodovre

2003

1	23	Ryan Kesler	C	Ohio St.
2	60	Marc-Andre Bernier	RW	Halifax
4	111	Brandon Nolan	C	Oshawa
4	128	Ty Morris	LW	St. Albert
5	160	Nicklas Danielsson	RW	Brynäs
6	190	Chad Brownlee	D	Vernon
7	222	F.P. Guenette	C	Halifax
8	252	Sergei Topol	LW	Omsk
8	254	Nathan McIver	D	St. Michael's
9	285	Matthew Hansen	D	Seattle

ALL-TIME DRAFT SELECTIONS

2002

2	49	Kiril Koltsov	D	Omsk
2	55	Denis Grot	D	Elektrostal
3	68	Brett Skinner	D	Des Moines
3	83	Lukas Mensator	G	Karlovy Vary
4	114	John Laliberte	RW	New Hampshire
5	151	Rob McVicar	G	Brandon
7	214	Marc-Andre Roy	RW	Baie-Comeau
7	223	Ilya Kriukov	LW	Elektrostal
8	247	Matt Violin	G	Lake Superior St.
9	277	Thomas Nussli	RW	Zug
9	278	Matt Gens	D	St. Cloud St.

2001

1	16	R.J. Umberger	C	Ohio St.
3	66	Fedor Fedorov	C	Sudbury
4	114	Evgeny Gladskih	RW	SK Magnitogorsk
5	151	Kevin Bieksa	D	Bowling Green
7	212	Jason King	RW	Halifax
8	245	Konstantin Mikhailov	C	HK Nizhnekamsk

2000

1	23	Nathan Smith	C	Swift Current
3	71	Thatcher Bell	C	Rimouski
3	93	Tim Branham	D	Barrie
5	144	Pavel Duma	C	Neftekhimik
7	208	Brandon Reid	C	Halifax
8	241	Nathan Barrett	C	Lethbridge
9	272	Tim Smith	C	Spokane

1999

1	2	Daniel Sedin	LW	Modo
1	3	Henrik Sedin	C	Modo
3	69	Rene Vydereny	D	Bratislava
5	129	Ryan Thorpe	LW	Spokane
6	172	Josh Reed	D	Vernon
7	189	Kevin Swanson	G	Kelowna
8	218	Markus Kankaanpera	D	Jyp HT Jyvaskyla
9	271	Darrell Hay	D	Tri-City

1998

1	4	Bryan Allen	D	Oshawa
2	31	Artem Chubarov	C	Dynamo
3	68	Jarkko Ruutu	LW	HIFK Helsinki
3	81	Justin Morrison	RW	Colorado College
4	90	Regan Darby	D	Tri-City
5	136	David Jonsson	D	Leksand
5	140	Rick Bertran	D	Kitchener
6	149	Paul Cabana	RW	Fort McMurray
7	177	Vince Malts	RW	Hull
8	204	Graig Mischler	C	Northeastern
8	219	Curtis Valentine	LW	Bowling Green
9	232	Jason Metcalfe	D	London

1997

1	10	Brad Ference	D	Spokane
2	34	Ryan Bonni	D	Saskatoon
2	36	Harold Druken	D	Detroit
3	64	Kyle Freadrich	LW	Prince George
4	90	Chris Stanley	C	Belleville
5	114	David Darguzas	C	Edmonton
5	117	Matt Cockell	G	Saskatoon
6	144	Matt Cooke	LW	Windsor
6	148	Larry Shapley	D	Welland
7	171	Rod Leroux	D	Seattle
8	201	Denis Martyniuk	LW	Moscow
9	227	Peter Brady	G	Powell River

1996

1	12	Josh Holden	C	Regina
3	75	Zenith Komarniski	D	Tri-City
4	93	Jonas Soling	LW	Huddinge
5	121	Tyler Prosofsky	C	Kelowna
6	147	Nolan McDonald	G	U. of Vermont
7	175	Clint Cabana	D	Medicine Hat
8	201	Jeff Scissons	C	Vernon
9	227	Lubomir Vaic	C	HC Kosice

1995

2	40	Chris McAllister	D	Saskatoon
3	61	Larry Courville	LW	Oshawa
3	66	Peter Schaefer	LW	Brandon
4	92	Lloyd Shaw	D	Seattle
5	120	Todd Norman	LW	Guelph
6	144	Brent Sopol	D	Swift Current
7	170	Stewart Boddiker	C	Colorado College
8	196	Tyler Willis	RW	Swift Current
9	222	Jason Cugnet	G	Kelowna

1994

1	13	Mattias Ohlund	D	Pitea
2	39	Robb Gordon	C	Powell River
2	42	Dave Scatchard	C	Portland
3	65	Chad Allan	D	Saskatoon
4	92	Mike Dubinsky	RW	Brandon
5	117	Yanic Dube	C	Laval
7	169	Yuri Kuznetsov	RW	Omsk
8	195	Rob Trumbley	RW	Moose Jaw
9	221	Bill Muckalt	RW	Kelowna Jr. A
10	247	Tyson Nash	LW	Kamloops
11	273	Robert Longpre	C	Medicine Hat

1993

1	20	Mike Wilson	D	Sudbury
2	46	Rick Girard	C	Swift Current
4	98	Dieter Kochan	G	Kelowna
5	124	Scott Walker	C	Owen Sound
6	150	Troy Creurer	D	Notre Dame
7	176	Evgeny Babariko	C	Nizhni Novg.
8	202	Sean Tallaire	RW	Lake Superior St.
10	254	Bert Robertsson	D	Sodertalje
11	280	Sergei Tkachenko	G	Hamilton

1992

1	21	Libor Polasek	C	TJ Vitkovice
2	40	Mike Peca	C	Ottawa
2	45	Michael Fountain	G	Ottawa
3	69	Jeff Connolly	C	St. Sebastian's HS
4	93	Brent Tully	D	Peterborough
5	110	Brian Loney	RW	Ohio St. U.
5	117	Adrian Aucoin	D	Boston U.
6	141	Jason Clark	C/LW	St. Thomas Jr. B.
7	165	Scott Hollis	RW	Oshawa
9	213	Sonny Mignacca	D	Medicine Hat
10	237	Mark Wotton	G	Saskatoon
11	261	Aaron Boh	D	Spokane

1991

1	7	Alek Stojanov	RW	Hamilton Dukes
2	29	Jassen Cullimore	D	Peterborough
3	51	Sean Pronger	C	Bowling Green
5	95	Dan Kesa	RW	Prince Albert
6	117	Evgeny Namestnikov	D	Novgorod
7	139	Brent Thurston	LW	Spokane
8	161	Eric Johnson	RW	Armstrong HS
9	183	David Neilson	LW	Prince Albert
10	205	Brad Barton	D	Kitchener
11	227	Jason Fitzsimmons	G	Moose Jaw
12	249	Xavier Majic	C	R.P.I.

ALL-TIME DRAFT SELECTIONS

1990

1	2	Petr Nedved	C	Seattle
1	18	Shawn Antoski	LW	North Bay
2	23	Jiri Slegr	D	Litvinov
4	65	Darin Bader	LW	Saskatoon
5	86	Gino Odjick	LW	Laval
7	128	Daryl Filippek	D	Ferris State
8	149	Paul O'Hagan	D	Oshawa
9	170	Mark Cipriano	RW	Victoria
10	191	Troy Neumeier	D	Prince Albert
11	212	Tyler Ertel	C	North Bay
12	233	Karri Kivi	D	Ilves

1989

1	8	Jason Herter	D	North Dakota
2	29	Rob Woodward	LW	Deerfield HS
4	71	Brett Hauer	D	Richfield HS
6	113	Pavel Bure	LW	CSKA
7	134	Jim Revenberg	RW	Windsor
8	155	Rob Sangster	LW	Kitchener
9	176	Sandy Moger	RW	Lake Superior St.
10	197	Gus Morschauser	G	Kitchener
11	218	Hayden O'Rear	D	Alaska
12	239	Darcy Cahill	C	Cornwall
12	248	Jan Bergman	D	Sodertalje

1988

1	2	Trevor Linden	RW	Medicine Hat
2	33	Leif Rohlin	D	VIK
3	44	Dane Jackson	RW	Vernon
6	107	Corrie D'Alessio	G	Cornell
6	122	Phil von Stefenelli	D	Boston
7	128	Dixon Ward	RW	Red Deer
8	149	Greg Geldart	C	St. Albert
9	170	Roger Akerstrom	D	Lulea
10	191	Paul Constantin	C	Burlington
11	212	Chris Wolanin	D	Illinois-Chicago
12	233	Stefan Nilsson	RW	Troja

1987

2	24	Rob Murphy	C	Laval
3	45	Steve Veilleux	D	Trois-Rivieres
4	66	Doug Torrel	C	Hibbing HS
5	87	Sean Fabian	D	Hill Murray HS
6	108	Garry Valk	RW	Sherwood Pk. HS
7	129	Todd Fanning	G	Ohio St.
8	150	Viktor Tjumeney	C	Spartak
9	171	Craig Daly	D	New Hampton
10	192	John Fletcher	G	Clarkson College
11	213	Roger Hansson	F	Rogle
12	233	Neil Eisenhut	C	Langley Jr. A
12	234	Matt Evo	LW	Country Day HS

1986

1	7	Dan Woodley	C	Portland
3	49	Don Gibson	D	Winkler
4	70	Ronnie Stern	RW	Longueuil
5	91	Eric Murano	C	Calgary
6	112	Steve Hermiman	D	Cornwall
7	133	Jon Helgeson	C	Rosseau HS
8	154	Jeff Noble	C	Kitchener
9	175	Matt Merton	G	Stratford Jr. B
10	196	Marc Lyons	D	Kingston
11	217	Todd Hawkins	RW	Belleville
12	238	Vladimir Krutov	LW	CSKA

1985

1	4	Jim Sandlak	RW	London
2	25	Troy Gamble	G	Medicine Hat
3	46	Shane Doyle	D	Belleville
4	67	Randy Siska	C/LW	Medicine Hat

5	88	Robert Kron	C	Zetor Brno
6	109	Martin Hrstka	LW	Ingstad Brno
7	130	Brian McFarlane	RW	Seattle
8	151	Hakan Ahlund	RW	Orebro
9	172	Curtis Hunt	D	Prince Albert
10	193	Carl Valimont	D	U. of Lowell
11	214	Igor Larionov	C	CSKA
12	235	Darren Taylor	C	Calgary

1984

1	10	J.J. Daigneault	D	Longueuil
2	31	Jeff Rohlicek	C	Portland
3	52	David Saunders	LW	St. Lawrence U.
3	55	Landis Chaulk	LW	Calgary
3	58	Mike Stevens	LW	Kitchener
4	73	Brian Bertuzzi	C	Kamloops
5	94	Brett MacDonald	D	North Bay
6	115	Jeff Korchinski	D	Clarkson
7	136	Blaine Chrest	C	Portland
8	157	Jim Agnew	D	Brandon
9	178	Rex Grant	G	Kamloops
10	198	Ed Lowney	RW	Boston U.
11	219	Doug Clarke	D	Colorado College
12	239	Ed Kister	D	London

1983

1	9	Cam Neely	RW	Portland
2	30	David Bruce	RW	Kitchener
3	50	Scott Tottle	RW	Peterborough
4	70	Tim Lorenz	LW	Portland
5	90	Doug Quinn	D	Nanaimo
6	110	Dave Lowry	LW	London
7	130	Terry Maki	LW	Brantford
8	150	John Labatt	C	Minnetonka HS
9	170	Allan Measures	D	Calgary
10	190	Roger Grillo	D	U. of Maine
11	210	Steve Kayser	D	U. of Vermont
12	230	Jay Mazur	RW	Breck HS

1982

1	11	Michel Petit	D	Sherbrooke
3	53	Yves Lapointe	LW	Shawinigan
4	71	Shawn Kilroy	G	Peterborough
6	116	Taylor Hall	LW	Regina
7	137	Parie Proft	D	Calgary
8	158	Newell Brown	C	Michigan State
9	179	Don McLaren	RW	Ottawa
10	200	Al Raymond	LW	Niagara Falls
11	221	Steve Driscoll	LW	Cornwall
12	242	Shawn Green	RW	Victoria

1981

1	10	Garth Butcher	D	Regina
3	52	Jean-Marc Lanthier	RW	Sorel
4	73	Wendell Young	G	Kitchener
5	105	Moe Lemay	LW	Ottawa
6	115	Stu Kulak	RW	Victoria
7	136	Bruce Holloway	D	Regina
8	157	Petri Skriko	LW	Saipa
9	178	Frank Caprice	G	London
10	199	Rejean Vignola	C	Shawinigan

1980

1	7	Rick Lanz	D	Oshawa
3	49	Andy Schliebener	D	Peterborough
4	70	Marc Crawford	LW	Cornwall
5	91	Darrell May	G	Portland
6	112	Ken Berry	LW	Canadian Oly.
7	133	Doug Lidster	D	Colorado College
8	154	John O'Connor	D	U. of Vermont
9	175	Patrik Sundstrom	C	Bjorkloven
10	196	Grant Martin	C	Kitchener

ALL-TIME DRAFT SELECTIONS

1979

1	5	Rick Vaive	RW	Sherbrooke
2	26	Brent Ashton	LW	Saskatoon
3	47	Ken Elacott	LW	Peterborough
4	68	Arthur Rutland	C	Sault St. Marie
5	89	Dirk Graham	RW	Regina
6	110	Shane Swan	D	Sudbury

1978

1	4	Bill Derlago	C	Brandon
2	22	Curt Fraser	LW	Victoria
3	40	Stan Smyl	RW	New Westminster
4	56	Harald Luckner	C	Farjestads
4	57	Brad Smith	RW	Sudbury
6	90	Gerry Minor	C	Regina
7	107	Dave Ross	C	Portland
8	124	Steve O'Neill	LW	Providence
9	141	Charlie Antetomaso	D	Boston College
10	158	Richards Martens	G	New Westminster

1977

1	4	Jere Gillis	LW	Sherbrooke
2	22	Jeff Bandura	D	Portland
3	40	Glen Hanlon	G	Brandon
4	56	Dave Morrow	D	Calgary
4	58	Murray Bannerman	G	Victoria
5	76	Steve Hazlett	LW	St. Catherines
6	94	Brian Drumm	LW	Peterborough
7	112	Ray Creasey	C	New Westminster

1976

2	26	Bob Manno	D	St. Catherines
3	44	Rob Flockhart	LW	Kamloops
4	62	Elmer Ray	LW	Calgary
5	80	Dick Durston	LW	Victoria
6	98	Rob Tudor	RW	Regina
7	114	Brad Rhiness	C	Kingston
8	122	Stu Ostlund	C	Michigan Tech

1975

1	10	Rick Blight	RW	Brandon
2	28	Brad Gassoff	LW	Kamloops
3	46	Norm LaPointe	G	Trois-Rivieres
4	64	Glen Richardson	LW	Hamilton
5	82	Doug Murray	LW	Brandon
6	100	Bob Watson	RW	Flin Flon
7	118	Brian Shmyr	C	New Westminster
8	136	Allan Fleck	LW	New Westminster
9	152	Bob McNiece	D	New Westminster
11	182	Sid Veysey	C	Sherbrooke

1974

2	23	Ron Sedlbauer	LW	Kitchener
3	41	John Hughes	D	Toronto
4	59	Harold Snepsts	D	Edmonton
5	77	Mike Rogers	C	Calgary
6	95	Andy Spruce	LW	London
7	113	Jim Clarke	D	Toronto
8	130	Robbie Watt	LW	Flin Flon
9	147	Marc Gaudreault	D	Lake Superior St.

1973

1	3	D. Ververgeart	RW	London
1	9	Bob Dailey	D	Toronto
2	19	Paulin Bordeleau	RW	Toronto
3	35	Paul Sheard	RW	Ottawa
4	51	Keith Mackie	D	Edmonton
5	67	Paul O'Neil	C	Boston
6	83	Jim Cowell	C	Ottawa
7	99	Clay Heberton	G	Portland
8	115	John Senkpiel	LW	Vancouver
9	131	Peter Folco	D	Quebec
10	147	Terry McDougall	C	Swift Current

1972

1	3	Don Lever	LW	Niagara Falls
2	19	Bryan McSheffrey	RW	Ottawa
3	35	Paul Raymer	LW	Peterborough
4	51	Ron Homenuke	RW	Calgary
5	67	Larry Bolonchuk	D	Winnipeg
6	83	Dave McLelland	G	Brandon
7	99	Dan Gloor	C	Peterborough
8	115	Dennis McCord	D	London
9	131	Steve Stone	RW	Niagara Falls

1971

1	3	J. Guevremont	D	Montreal Jr.
2	17	Bobby Lalonde	C	Montreal Jr.
3	39	Richard Lemieux	C	Montreal Jr.
5	59	Mike McNiven	D	Halifax Jr.
6	73	Tim Steeves	RW	Prince Edward Isl.
7	87	Bill Green	D	Notre Dame
8	101	Norm Cherrey	F	U. of Wisconsin
8	102	Bob Murphy	F	Cornwall

1970

1	2	Dale Tallon	D	Toronto
2	16	Jim Hargreaves	D	Winnipeg
3	30	Ed Dyck	G	Calgary
4	44	Brent Taylor	F	Estevan
5	58	Bill McFadden	F	Swift Current
6	72	Dave Gilmour	LW	London

SUPPLEMENTAL DRAFT

1986	22	David Gourlie	D	U. of Denver
1987	18	Steve Johnson	RW	North Dakota
1988	2	Andy Gribble	RW	Bowling Green
	7	Steve McKichan	G	Miami of Ohio
1989	13	Jeff Napierala	RW	Lake Superior St.
1990	2	Paul Dukovac	D	Cornell
	6	N. Krumpfschmid	C	Ferris St.
1991	13	Scott Meehan	D	U. of Lowell

JUNE 10, 1970

John Arbour from Pittsburgh for cash.

JUNE 10, 1970

Andre Boudrias from St. Louis for 1970 7th and ninth round draft picks.

DECEMBER 3, 1970

John Arbour to St. Louis for cash.

MAY 25, 1971

Greg Boddy from Montreal for cash and a third round draft pick (Jim Cahoon) in 1971.

JUNE 8, 1971

Gary Bredin and John Cunniff from Detroit for Irv Spencer and Bob Dillabough.

SEPTEMBER 14, 1971

Ray Comeau to Montreal for cash.

NOVEMBER 16, 1971

Ron Stewart, Wayne Connelly and Dave Balon from NY Rangers for Gary Doak and Jim Wiste.

NOVEMBER 21, 1971

Bob Cook to Detroit for cash.

MARCH 5, 1972

Ron Stewart to NY Rangers for cash.

MARCH 6, 1972

Jim Niekamp from Detroit for Ralph Stewart.

MAY 14, 1973

Gary Smith and Jerry Korab from Chicago for Dale Tallon.

MAY 29, 1973

Larry McIntyre and Murray Heatley from Toronto for Dunc Wilson.

DECEMBER 10, 1973

Mike Lampman from St. Louis for John Wright.

DECEMBER 27, 1973

John Gould and Tracy Pratt from Buffalo for Jerry Korab.

FEBRUARY 7, 1974

Chris Oddleifson, Fred O'Donnell and Mike Walton from Boston for Bobby Schmautz.

SEPTEMBER 15, 1974

Jacques Caron traded to Buffalo for future considerations.

OCTOBER 4, 1974

Leon Rochefort from Atlanta for cash.

OCTOBER 14, 1974

Gerry Meehan and Mike Robitaille from Buffalo for Jocelyn Guevremont and Bryan McSheffrey.

OCTOBER 16, 1974

Garry Monahan and John Grisdale from Toronto for Dave Dunn.

NOVEMBER 4, 1974

Ab Demarco from Pittsburgh for Barry Wilkins.

MARCH 9, 1975

Bob Murray from Atlanta for Gerry Meehan.

JANUARY 14, 1976

Ab Demarco to Los Angeles for a second round draft pick (Brian Hill) in 1977.

JANUARY 20, 1976

Curt Ridley from Atlanta for first round pick (Dave Shand) in 1976.

AUGUST 23, 1976

Cesare Maniago from Minnesota for Gary Smith.

SEPTEMBER 4, 1976

Tracy Pratt to Colorado for cash.

OCTOBER 6, 1976

Ralph Stewart and Dave Fortier from NY Islanders for cash.

DECEMBER 2, 1976

Hilliard Graves and Larry Carriere from Atlanta for John Gould and a second round draft pick (Brian Hill) in 1977.

JANUARY 20, 1977

Larry Goodenough and Jack McIlhargey from Philadelphia for Bob Dailey.

FEBRUARY 18, 1977

Derek Sanderson from St. Louis for cash.

NOVEMBER 4, 1977

Pit Martin from Chicago for future considerations (Murray Bannerman).

NOVEMBER 21, 1977

Sheldon Kannegiesser from Los Angeles for Larry Carriere.

JANUARY 29, 1978

Claire Alexander from Toronto for cash.

JUNE 12, 1978

Mike Walton to St. Louis for a fourth round draft pick (Harald Luckner) in 1978.

JUNE 14, 1978

Rights to Thomas Gradin from Chicago for second round draft pick (Steve Ludzik) in 1980.

SEPTEMBER 13, 1978

Garry Monahan to Toronto for cash.

OCTOBER 1, 1978

Ralph Stewart to NY Islanders for cash.

NOVEMBER 17, 1978

Dunc Wilson from Pittsburgh for cash.

DECEMBER 31, 1978

Kevin McCarthy and Drew Callander from Philadelphia for Dennis Ververgaert. Don Kozak from Los Angeles for Randy Holt.

JULY 19, 1979

Chuck Arnsnon from Minnesota for future considerations/cash.

NOVEMBER 6, 1979

Bruce Affleck and Gord Buynak from St. Louis for cash.

DECEMBER 10, 1979

Per-Olov Brasar from Minnesota for a second round draft pick (Mike Sands) in 1981.

DECEMBER 21, 1979

Harold Philippoff and Dave Logan from Chicago for Ron Sedlbauer.

JANUARY 2, 1980

Jack McIlhargey to Philadelphia for cash and future considerations.

JANUARY 4, 1980

Kris Manery from Minnesota for a second round draft pick (then traded to Montreal-Kent Carlson) in 1982.

FEBRUARY 8, 1980

Darcy Rota and Ivan Boldirev from Atlanta for Don Lever and Brad Smith.

FEBRUARY 10, 1980

Curt Ridley to Toronto for cash.

FEBRUARY 18, 1980

Dave Williams and Jerry Butler from Toronto for Rick Vaive and Bill Derlago.

FEBRUARY 28, 1980

Bruce Affleck and Gord Buynak to St. Louis for cash.

OCTOBER 6, 1980

Richard Brodeur from NY Islanders for switch of 1981 fifth round draft picks (Vancouver chose Moe Lemay; NY selected Jacques Sylvestre).

NOVEMBER 11, 1980

Mario Marois and Jim Mayer from NY Rangers for Jere Gillis and Jeff Bandura.

DECEMBER 8, 1980

Mike Christie from Colorado for cash.

MARCH 8, 1981

Doug Halward from Los Angeles for Gary Bromley and a 1982 fifth round draft pick (Ulf Isaksson).

ALL-TIME TRADES

MARCH 10, 1981

Garry Lariviere from Quebec for Mario Marois. Garry Lariviere and Ken Berry to Edmonton for Blair MacDonald and rights to Lars-Gunnar Petersson.

JULY 15, 1981

Brent Ashton and 1982 fourth round draft pick (Tom Martin) to Winnipeg as compensation for signing Ivan Hlinka and Jiri Bubla.

MARCH 9, 1982

Tony Currie, Jim Nill, Rick Heinz and a fourth round draft pick in 1982 (Shawn Kilroy) from St. Louis for Glen Hanlon.

JUNE 3, 1982

Rick Heinz to St. Louis for cash.

JANUARY 6, 1983

Tony Tanti from Chicago for Curt Fraser.

JANUARY 17, 1983

Mark Kirton from Detroit for Ivan Boldirev.

FEBRUARY 4, 1983

John Garrett from Quebec for Anders Eldebrink.

OCTOBER 20, 1983

Lars Lindgren to Minnesota for a third round draft pick (Landis Chaulk) in 1984.

JANUARY 26, 1984

Third round pick from Pittsburgh for Kevin McCarthy.

FEBRUARY 3, 1984

Peter McNab from Boston for Jim Nill.

JUNE 21, 1984

Al MacAdam from Minnesota for Harold Snepsts.

AUGUST 8, 1984

Rob McClanahan from Detroit for Dave Williams.

MARCH 12, 1985

Glen Cochrane from Philadelphia for third round draft pick (Don Gibson) in 1986.

JUNE 6, 1986

Barry Pederson from Boston for Cam Neely and a 1987 first round draft pick (Glen Wesley).

JUNE 6, 1986

Dave Richter and Rich Sutter from Philadelphia for J.J. Daigneault.

OCTOBER 2, 1986

Brad Maxwell from Toronto for fifth round draft pick (Leonard Esau) in 1988.

NOVEMBER 21, 1986

Doug Halward to Detroit for a sixth round draft pick (Phil von Stefenelli) in 1988.

DECEMBER 11, 1986

Stu Kulak to Edmonton for cash.

DECEMBER 12, 1986

Dan Hodgson and Jim Benning from Toronto for Rick Lanz.

MARCH 10, 1987

Raimo Summanen from Edmonton for Moe Lemay.

JUNE 1, 1987

Shane Doyle to New Jersey for a 12th round draft pick (Neil Eisenhut) in 1987.

JUNE 13, 1987

5th round draft pick (Sean Fabian) in 1987 Draft from Philadelphia for fifth round draft pick (Peter White) in 1989.

AUGUST 27, 1987

Darren Jensen and Daryl Stanley from Philadelphia for Wendell Young and a third round draft choice (Kimi Daniels) in the 1990 Draft.

SEPTEMBER 15, 1987

Kirk McLean and Greg Adams from New Jersey for Patrik Sundstrom, a fourth round draft pick in 1988 (Matt Ruchty) and a switch of second round drafts in 1988. (Vancouver selected Leif Rohlin; New Jersey picked Jeff Christian).

OCTOBER 6, 1987

Mike Stevens to Boston for cash.

NOVEMBER 4, 1987

Larry Melnyk and Willie Huber from NY Rangers for Michel Petit.

MARCH 1, 1988

Paul Lawless and a fifth round draft pick (Peter White) from Philadelphia for Willie Huber.

MARCH 6, 1988

Brian Bradley, Kevan Guy and Peter Bakovic from Calgary for Craig Coxie and cash.

MARCH 8, 1988

Steve Weeks from Hartford for Richard Brodeur.

SEPTEMBER 6, 1988

Paul Reinhart and Steve Bozek from Calgary for a third round draft pick (Veli-Pekka Kautonen) in the 1989 NHL Entry Draft.

SEPTEMBER 7, 1988

Robert Nordmark and a second round draft pick (Craig Darby) from St. Louis for Dave Richter.

SEPTEMBER 29, 1988

Ernie Vargas from St. Louis for Dave Lowry.

JANUARY 9, 1989

Jamie Huscgen from Winnipeg for Robin Bartel.

JANUARY 25, 1989

Jose Charbonneau from Montreal for Dan Woodley.

FEBRUARY 26, 1989

Rights to Peter DeBoer from Toronto for Paul Lawless.

MARCH 7, 1989

Doug Smith and Greg C. Adams from Edmonton for John LeBlanc and a fifth round draft pick (Peter White) in 1989. Tim Lenardon from New Jersey for Claude Vilgrain.

JUNE 17, 1989

Frank Caprice to Boston for 12th round draft pick (Jan Bergman) in 1989.

OCTOBER 24, 1989

Rod Buskas from Pittsburgh for sixth round draft pick (Ian Moran) in 1990.

JANUARY 8, 1990

Dan Quinn, Andrew McBain, and Dave Capuano from Pittsburgh for Tony Tanti, Barry Pederson and Rod Buskas.

FEBRUARY 26, 1990

Doug Smith to Pittsburgh for cash.

MARCH 6, 1990

Adrien Plavsic, a 1st round draft pick in 1990 (Shawn Antoski), and a second round draft pick in 1991 (Craig Darby) from St. Louis for Rich Sutter, Harold Snepsts and a second round draft pick (Craig Johnson) in 1990. Jyrki Lumme from Montreal for a second round draft pick (Craig Darby) in 1991. Jack Capuano from NY Islanders for Jeff Rohlicek.

SEPTEMBER 7, 1990

Dave Mackey from Minnesota for future considerations.

JANUARY 12, 1991

Gerald Diduck from Montreal for a fourth round draft pick (Vladimir Vujtek) in 1991.

JANUARY 13, 1991

Tom Kurvers from Toronto for Brian Bradley.

JANUARY 16, 1991

Petri Skriko to Boston for a second round draft pick (Mike Peca) in 1992.

JANUARY 22, 1991

Brian Blad from Toronto for Todd Hawkins.

MARCH 5, 1991

Cliff Ronning, Sergio Momesso, Geoff Court-nall, Robert Dirk and a fifth round draft pick (Brian Loney) in 1992 from St. Louis for Garth Butcher and Dan Quinn. Dana Murzyn from Calgary for Ron Stern and Kevan Guy. Steve Weeks to Buffalo for cash.

JUNE 22, 1991

Dave Babych from Minnesota for Tom Kurvers.

JULY 31, 1991

Robin Bawa from Washington for cash.

DECEMBER 18, 1991

Tom Fergus from Toronto for cash.

MARCH 9, 1992

Ken Hammond from San Jose for an eighth round draft pick (C.J. Denomme) in 1992.

OCTOBER 1, 1992

Kay Whitmore from Hartford for Corrie D'Alessio and a fifth round draft pick in 1993.

NOVEMBER 3, 1992

Anatoli Semenov from Tampa Bay for Dave Capuano and a fourth round draft pick (later traded to N.J. then to Calgary – Ryan Dutchie) in 1994.

DECEMBER 15, 1992

Rick Lessard from San Jose for Robin Bawa.

JANUARY 29, 1993

Tim Taylor from Washington for Eric Murano.

MARCH 22, 1993

Murray Craven and a return of 1993 fifth round draft pick (Scott Walker) from Hartford for Robert Kron, Jim Sandlak and a third round draft pick (Marek Malik) in 1993. Dan Ratushny from Winnipeg for a ninth round draft pick (Harjis Vitolinsh) in 1993.

JUNE 23, 1993

John Vanbiesbrouck from NY Rangers for Doug Lidster.

JANUARY 8, 1994

Jimmy Carson from Los Angeles for Dixon Ward and a conditional pick in the 1995 NHL Entry Draft.

MARCH 14, 1994

Craig Janney and a second round pick (Dave Scatchard) in the 1994 NHL Entry Draft from St. Louis as compensation for the signing of free agent Petr Nedved.

MARCH 21, 1994

Jeff Brown, Bret Hedican and Nathan LaFayette from St. Louis for Craig Janney. A fourth round draft pick (Mike Dubinsky) in 1994 from Chicago for Robert Dirk.

JUNE 29, 1994

Artur Oktyabrev from Winnipeg for a sixth round draft pick (Steve Vezina) in 1994.

FEBRUARY 15, 1995

Josef Beranek acquired from Philadelphia in exchange for Shawn Antoski.

MARCH 10, 1995

Christian Ruutu acquired from Chicago in exchange for Murray Craven.

MARCH 22, 1995

Adrien Plavsic to Tampa Bay in exchange for a fifth round draft pick (David Darguzas) in the 1997 NHL Entry Draft.

APRIL 7, 1995

Russ Courtnall acquired from Dallas in exchange for Greg Adams, Dan Kesa and a fifth round draft pick (later traded to LA – Jason Morgan) in 1995.

APRIL 7, 1995

Corey Hirsch acquired from New York Rangers in exchange for Nathan LaFayette.

APRIL 7, 1995

Roman Oksiuta acquired from Edmonton in exchange for Jiri Slegr.

APRIL 7, 1995

Bogdan Savenko and 1995 third round draft pick acquired from Chicago in exchange for Gerald Diduck.

JULY 8, 1995

Alexander Mogilya acquired from Buffalo in exchange for Mike Peca, Mike Wilson and first round pick in the 1995 NHL Entry Draft (Jay McKee).

JULY 8, 1995

Mike Ridley acquired from Toronto in exchange for Sergio Momesso.

AUGUST 24, 1995

Sixth round pick (Larry Shapley) in the 1997 NHL Entry Draft acquired from Edmonton for Brett Hauer.

NOVEMBER 23, 1995

Esa Tikkanen acquired from New Jersey Devils in exchange for a second round draft choice (Wesley Mason) in 1996 NHL Entry Draft.

DECEMBER 19, 1995

Frantisek Kucera, Jim Dowd and a second round pick (Ryan Bonni) in the 1997 NHL Entry Draft acquired from Hartford in exchange for Jeff Brown and a third round draft pick (later traded to Calgary – Paul Manning) in the 1998 NHL Entry Draft.

MARCH 15, 1996

Mike Sillinger acquired from Anaheim in exchange for Roman Oksiuta.

MARCH 20, 1996

Jesse Belanger acquired from Florida in exchange for future considerations (third round draft pick in 1996–Oleg Kvasha). Markus Naslund from Pittsburgh in exchange for Alek Stojanov. Joe Kocur acquired from NY Rangers in exchange for Kay Whitmore.

NOVEMBER 13, 1996

Donald Brashear acquired from Montreal in exchange for Jassen Cullimore.

MARCH 8, 1997

Sergei Nemchinov and Brian Noonan from New York Rangers for Esa Tikkanen and Russ Courtnall.

MARCH 20, 1997

Josef Beranek to Pittsburgh for future considerations. Frantisek Kucera to Philadelphia for future considerations.

JANUARY 2, 1998

Sean Burke, Geoff Sanderson and Enrico Ciccone from Carolina for Martin Gelinas and Kirk McLean.

FEBRUARY 4, 1998

Conditional sixth round draft pick (traded back to Philadelphia on March 24) in 1998 from Philadelphia for Mike Sillinger.

FEBRUARY 4, 1998

Brad May and a third round draft pick in 1999 from Buffalo for Geoff Sanderson.

FEBRUARY 5, 1998

Peter Zezel from New Jersey for a fifth round draft pick (Anton But) in 1998.

FEBRUARY 6, 1998

Bryan McCabe, Todd Bertuzzi and a third round draft choice in 1998 (Jarkko Ruutu) from NY Islanders for Trevor Linden.

MARCH 3, 1998

8th round draft pick in 1998 (Graig Michler) from Boston for Grant Leyard.

MARCH 4, 1998

Garth Snow from Philadelphia for Sean Burke.

MARCH 7, 1998

Brandon Convery from Toronto for Lonny Bohonos.

MARCH 14, 1998

Jamie Huscroft from Tampa Bay for Enrico Ciccone.

MARCH 23, 1998

Jason Strudwick from NY Islanders for Gino Odjick.

MARCH 24, 1998

A third round draft pick in 1998 (Justin Morrison) from Philadelphia for Dave Babych and a fifth round choice in 1998.

OCTOBER 19, 1998

Trent Klatt from Philadelphia for a sixth round draft pick in 2000.

ALL-TIME TRADES

JANUARY 17, 1999

Ed Jovanovski, Dave Gagner, and the rights to Kevin Weekes and Mike Brown along with a first round draft pick in either 1999 or 2000 from Florida in exchange for Pavel Bure, Bret Hedican and the rights to Brad Ference along with a third round draft pick (in the year that Florida exercises its option to convey the 1st round pick).

FEBRUARY 16, 1999

Darby Hendrickson from Toronto in exchange for Chris McAllister.

MARCH 8, 1999

Future considerations from Phoenix for Jamie Huscroft.

MARCH 23, 1999

Future considerations from Anaheim for Peter Zezel (Nullified March 24, 1999).

JUNE 1, 1999

Rights to Pat Kavanagh from Philadelphia for a sixth round pick in the 1999 NHL Entry Draft.

JUNE 26, 1999

The fourth overall selection in the 1999 NHL Entry Draft from Chicago in exchange for Bryan McCabe and Vancouver's first round choice in the 2000 or 2001 NHL Entry Draft.

JUNE 26, 1999

The first overall selection in the 1999 NHL Entry Draft from Tampa Bay in exchange for the fourth overall selection in the 1999 Entry Draft (previously acquired from Chicago) and two third round picks in the 1999 NHL Entry Draft (No. 75, which was compensatory, and No. 88, previously acquired from Buffalo).

JUNE 26, 1999

The second overall pick in the 1999 NHL Entry Draft (Daniel Sedin) and a third round conditional draft pick in 2000 from Atlanta in exchange for the number one overall selection in the 1999 NHL Entry Draft (previously acquired from Tampa).

JUNE 26, 1999

San Jose's sixth round pick in the 1999 NHL Entry Draft (Josh Reed) from San Jose in exchange for Vancouver's sixth round selection in 2001.

OCTOBER 28, 1999

Corey Schwab from Atlanta in exchange for a conditional draft pick in the 2000 NHL Entry Draft.

DECEMBER 19, 1999

Felix Potvin and a second and third round pick in the 2000 NHL Entry Draft from the NY Islanders in exchange for Bill Muckalt, Dave Scatchard and Kevin Weekes.

JANUARY 14, 2000

Vadim Sharifjanov from New Jersey in exchange for a second round pick in the 2000 NHL Entry Draft. The deal also includes the two teams exchanging third round selections in the 2000 NHL Entry Draft.

MARCH 14, 2000

Brendan Morrison and Denis Pederson from New Jersey in exchange for Alexander Mogilny.

JUNE 24, 2000

A Conditional Draft Pick in 2001 from Phoenix in exchange for Brad May.

JUNE 24, 2000

Canucks trade their second round pick in the 2000 NHL Entry Draft to Atlanta for their 2nd round pick in 2001. Also part of the deal sees the two teams swap third round picks in the 2001 NHL Entry Draft.

DECEMBER 28, 2000

Mike Stapleton from the NY Islanders in exchange for their ninth round pick in the 2001 NHL Entry Draft.

FEBRUARY 7, 2001

Dan Cloutier from Tampa Bay in exchange for Adrian Aucoin and a second round pick in the 2001 NHL Entry Draft.

FEBRUARY 15, 2001

Future considerations (2002 3rd round draft pick - Lukas Mensator) from Los Angeles in exchange for Felix Potvin.

MARCH 9, 2001

Drake Berehowsky from Nashville in exchange for a 2001 (Atlanta's) second round pick.

MAY 31, 2001

Alex Auld from Florida in exchange for a 2001 second round pick and 2002 third round pick.

NOVEMBER 10, 2001

Trevor Linden and a second round pick in the 2002 or 2003 NHL Entry Draft from Washington in exchange for Vancouver's first round pick in 2002 and third round pick in 2003.

DECEMBER 17, 2001

Jan Hlavac and a third round draft pick in the 2002 NHL Entry Draft from Philadelphia in exchange for Donald Brashear and a sixth round draft pick in 2002.

DECEMBER 28, 2001

Tyler Bouck, Trevor Letowski, Todd Warriner and a third round draft choice in 2003 from Phoenix, in exchange for Drake Berehowsky and Denis Pederson.

JUNE 23, 2002

Jeff Farkas from Toronto in exchange for Josh Holden.

JUNE 26, 2002

Future considerations from Toronto in exchange for Ryan Bonni.

SEPTEMBER 4, 2002

Rights to Tomas Mojzis from Toronto in exchange for Brad Leeb.

SEPTEMBER 21, 2002

Sami Salo from Ottawa in exchange for Peter Schaefer.

NOVEMBER 1, 2002

Darren Langdon and Marik Malik from Carolina in exchange for Harold Druken and Jan Hlavac.

JANUARY 20, 2003

Chris Herperger and Chris Nielsen from Atlanta in exchange for Jeff Farkas.

JANUARY 24, 2003

Mikko Jokela from New Jersey in exchange for Steve Kariya.

FEBRUARY 5, 2003

Future considerations from Philadelphia in exchange for Todd Warriner.

MARCH 11, 2003

Brad May from Phoenix in exchange for future considerations.

JULY 25, 2003

Martin Grenier from Phoenix in exchange for Bryan Helmer.

AUGUST 25, 2003

Johan Hedberg from Pittsburgh in exchange for a second round draft pick in 2004.

OCTOBER 30, 2003

Sean Pronger from Columbus in exchange for Zenith Komarniski.

DECEMBER 17, 2003

Wade Brookbank from Nashville in exchange for future considerations.

JANUARY 17, 2004

Jiri Slegr to Boston in exchange for future considerations.

FEBRUARY 16, 2004

Peter Sarno from Edmonton in exchange for Tyler Moss.

MARCH 9, 2004

Martin Rucinsky from the NY Rangers in exchange for Martin Grenier and R.J. Umberger.

MARCH 9, 2004

Marc Bergevin from Pittsburgh in exchange for a seventh round pick in the 2004 NHL Entry Draft.

MARCH 9, 2004

Geoff Sanderson from Columbus in exchange for a third round pick in the 2004 Entry Draft.

MARCH 9, 2004

Sergei Varlamov from St. Louis in exchange for Ryan Ready.

MARCH 9, 2004

Sylvain Blouin from Montreal in exchange for Rene Vydateny.

JUNE 26, 2004

Third round selection in the 2004 NHL Entry Draft from Dallas in exchange for a third round draft pick in 2005.

AUGUST 3, 2005

Canucks trade Brent Sopel to NY Islanders in exchange for a conditional pick in the 2006 NHL Entry Draft (Vladimir Zharkov).

AUGUST 22, 2005

Steve McCarthy from Chicago in exchange for a third round pick in the 2007 NHL Entry Draft.

SEPTEMBER 9, 2005

Craig Darby from Tampa Bay in exchange for future considerations.

OCTOBER 7, 2005

Jozef Balej and a conditional pick in the 2006 NHL Entry Draft from the NY Rangers in exchange for Fedor Fedorov.

DECEMBER 2, 2005

Maxime Ouellet from Washington in exchange for a fifth round pick in the 2006 NHL Entry Draft.

MARCH 9, 2006

Mika Noronen from Buffalo in exchange for a second round pick in the 2006 NHL Entry Draft.

MARCH 9, 2006

Sean Brown from New Jersey in exchange for a fourth round pick in the 2006 NHL Entry Draft.

MARCH 9, 2006

Eric Weinrich from St. Louis in exchange for Tomas Mojzis and a third round pick in the 2006 NHL Entry Draft.

MARCH 9, 2006

Keith Carney and Juha Alen from Anaheim in exchange for Brett Skinner and a second round pick in the 2006 NHL Entry Draft.

MARCH 9, 2006

A fourth round pick in the 2007 NHL Entry Draft from Atlanta in exchange for Steve McCarthy.

JUNE 14, 2006

Tommi Santala and a 2007 fifth round draft pick from Atlanta in exchange for a conditional 2007 4th round draft pick.

JUNE 23, 2006

Roberto Luongo, Lukas Krajicek and a sixth round pick in the 2006 NHL Entry Draft from Florida in exchange for Bryan Allen, Alex Auld and Todd Bertuzzi.

JULY 5, 2006

A second round pick in the 2007 NHL Entry Draft and a pick (TBD) in 2009 from Los Angeles in exchange for Dan Cloutier.

JULY 14, 2006

Rights to Taylor Pyatt from Buffalo in exchange for a fourth round pick in the 2007 NHL Entry Draft.

SEPTEMBER 12, 2006

Drew MacIntyre from Detroit in exchange for a conditional 2007 draft pick.

JANUARY 24, 2007

Colby Genoway from Anaheim in exchange for Joe Rullier.

FEBRUARY 26, 2007

Brent Sopel from Los Angeles in exchange for a second round pick in 2007 or 2008 and a fourth round pick in the 2008 NHL Entry Draft.

FEBRUARY 26, 2007

Bryan Smolinski from Chicago in exchange for a second round pick in the 2007 NHL Entry Draft.

JUNE 23, 2007

Ryan Shannon and a conditional pick from Anaheim in exchange for Jason King and a conditional pick.

JUNE 23, 2007

Jimmy Sharrow from Atlanta in exchange for Jesse Schultz.

AUGUST 1, 2007

Zack FitzGerald from St. Louis in exchange for F.P. Guenette.

FEBRUARY 26, 2008

Matt Pettinger from Washington in exchange for Matt Cooke.

JULY 4, 2008

Steve Bernier from Buffalo in exchange for a second round pick in 2010 and a third round pick in the 2009 NHL Entry Draft.

SEPTEMBER 2, 2008

Lawrence Nycholat from Ottawa in exchange for Ryan Shannon.

OCTOBER 6, 2008

Shane O'Brien and Michel Ouellet from Tampa Bay in exchange for Lukas Krajicek and Juraj Simek.

DECEMBER 9, 2008

James Sharrow to Chicago in exchange for a conditional draft pick in 2009.

DECEMBER 30, 2008

Jason LaBarbera from Los Angeles in exchange for a seventh round draft pick in 2009.

FEBRUARY 4, 2009

Nathan McIver from Anaheim in exchange for Mike Brown.

JUNE 27, 2009

2009 seventh round draft pick from Phoenix in exchange for the rights to Shaun Heshka.

AUGUST 28, 2009

Christian Ehrhoff and Brad Lukowich from San Jose in exchange for Daniel Rahimi and Patrick White.

MARCH 3, 2010

Yan Stastny from St. Louis in exchange for Pierre-Cedric Labrie.

MARCH 3, 2010

Sean Zimmerman and a 2010 sixth round conditional draft pick from Phoenix in exchange for Mathieu Schneider.

MARCH 3, 2010

Andrew Alberts from Carolina in exchange for a 2010 third round draft pick.

JUNE 25, 2010

Keith Ballard and Victor Oreskovich from Florida in exchange for the 25th overall pick in the 2010 NHL Entry Draft, Michael Grabner and Steve Bernier.

OCTOBER 5, 2010

Ryan Parent and Jonas Andersson from Nashville in exchange for Shane O'Brien and Dan Gendur.

OCTOBER 6, 2010

Andrew Peters from Florida in exchange for Darcy Hordichuk.

OCTOBER 7, 2010

Nathan Paetsch from Florida in exchange for Sean Zimmerman.

FEBRUARY 28, 2011

Maxim Lapierre and MacGregor Sharp from Anaheim in exchange for Joel Perrault and a third round pick in the 2012 NHL Entry Draft.

ALL-TIME TRADES

FEBRUARY 28, 2011

Chris Higgins from Florida in exchange for Evan Oberg and a third round pick in the 2013 NHL Entry Draft.

JUNE 25, 2011

The 71st and 101st overall picks in the 2011 NHL Entry Draft from Minnesota in exchange for the 60th overall pick in the 2011 NHL Entry Draft.

JUNE 28, 2011

2012 fourth round draft pick from the New York Islanders in exchange for the rights of Christian Ehrhoff.

JULY 9, 2011

The rights of Mike Duco from Florida in exchange for the rights of Sergei Shirokov.

OCTOBER 22, 2011

David Booth, Steve Reinprecht and a third round draft pick in 2013 from Florida in exchange for Mikael Samuelsson and Marco Sturm.

FEBRUARY 27, 2012

Zack Kassian and Marc-Andre Gragnani from Buffalo in exchange for Cody Hodgson and Alexander Sulzer.

FEBRUARY 27, 2012

Samuel Pahlsson from Columbus in exchange for Taylor Ellington and two 2012 fourth round draft selections.

FEBRUARY 27, 2012

Andrew Gordon from Anaheim in exchange for Sebastian Erixon.

APRIL 2, 2013

Derek Roy from Dallas in exchange for Kevin Connauton and a 2013 second round draft selection.

JUNE 30, 2013

2013 first round draft pick (Bo Horvat) from New Jersey in exchange for Cory Schneider.

SEPTEMBER 28, 2013

Zac Dalpe and Jeremy Welsh from Carolina in exchange for Kellan Tochkin and a 2014 fourth round pick.

FEBRUARY 3, 2014

Raphael Diaz from Montreal in exchange for Dale Weise.

MARCH 4, 2014

Shawn Matthias and Jacob Markstrom from Florida in exchange for Roberto Luongo and Steven Anthony.

MARCH 5, 2014

2015 fifth round pick from the New York Rangers in exchange for Raphael Diaz.

JUNE 27, 2014

Nick Bonino, Luca Sbisa and the 24th (Jared McCann) and 85th picks in the 2014 NHL Entry Draft from Anaheim in exchange for Ryan Kesler and a third round pick in 2014.

JUNE 27, 2014

The 50th overall pick in the 2014 NHL Entry Draft from Tampa Bay in exchange for Jason Garrison.

JUNE 27, 2014

Derek Dorsett from the New York Rangers in exchange for the 85th overall pick in the 2014 NHL Entry Draft.

JUNE 28, 2014

Linden Vey from Los Angeles in exchange for the 50th overall selection in the 2014 NHL Entry Draft.

NOVEMBER 20, 2014

Will Acton from Edmonton in exchange for Kellan Lain.

NOVEMBER 25, 2014

Andrey Pedan from NY Islanders in exchange for Alexandre Mallet and a third round pick in 2016.

JANUARY 29, 2015

Adam Clendening from Chicago in exchange for Gustav Forsling.

MARCH 2, 2015

Cory Conacher from NY Islanders in exchange for Dustin Jeffrey.

MARCH 2, 2015

Sven Baertschi from Calgary in exchange for Vancouver's second round pick in 2015.

JUNE 27, 2015

The 66th overall pick (Guillaume Brisebois) in the 2015 NHL Entry Draft and the seventh round pick in the 2016 NHL Entry Draft from Carolina in exchange for Eddie Lack.

JUNE 30, 2015

A second round pick in the 2016 NHL Entry Draft from Anaheim in exchange for Kevin Bielska.

JULY 1, 2015

Brandon Prust from Montreal in exchange for Zack Kassian.

JULY 28, 2015

Brandon Sutter and a third round pick in the 2016 NHL Entry Draft from Pittsburgh in exchange for Nick Bonino, Adam Clendening and a second round pick in the 2016 NHL Entry Draft.

JANUARY 9, 2016

Emerson Etem from the NY Rangers in exchange for Nicklas Jensen and a 2017 sixth round pick.

FEBRUARY 22, 2016

Markus Granlund from Calgary in exchange for Hunter Shinkaruk.

FEBRUARY 24, 2016

Philip Larsen from Edmonton in exchange for a conditional pick in 2017.

MARCH 7, 2016

Dane Fox Traded to Carolina for future considerations.

MAY 25, 2016

Erik Gudbranson and Florida's 2016 fifth round pick (NYI) in exchange for Jared McCann and the Canucks 2016 second and fourth round picks.

FEBRUARY 27, 2017

Jonathan Dahlen from Ottawa in exchange for Alexandre Burrows

FEBRUARY 28, 2017

Nikolay Goldobin and a conditional fourth round pick in the 2017 NHL Entry Draft from San Jose in exchange for Jannik Hansen.

JUNE 24, 2017

The 135th (Kristoffer Gunnarsson) and 181st (Petrus Palmu) overall picks in the 2017 NHL Entry Draft were acquired from the Chicago Blackhawks in exchange for the 112th (Tim Soderlund) overall selection.

OCTOBER 3, 2017

Derrick Pouliot from Pittsburgh in exchange for Andrey Pedan and a fourth round pick in the 2018 NHL Entry Draft.

DECEMBER 7, 2017

Nic Dowd from Los Angeles in exchange for Jordan Subban.

FEBRUARY 26, 2018

Brendan Leipsic from Vegas in exchange for Philip Holm.

FEBRUARY 26, 2018

Jussi Jokinen and Tyler Motte from Columbus in exchange for Thomas Vanek.

JUNE 23, 2018

The 2018 186th overall pick (Artyom Mankuyan) and a 2019 six round pick from Washington in exchange for the 2018 161st overall pick (Alex Kannok-Leipert).

JUNE 24, 2018

Tanner Kero from Chicago in exchange for Michael Chaput.

JANUARY

JANUARY 1

2001: Rookie Daniel Sedin scored his 10th goal of the season to start a three goal rally in the third period as the Canucks beat the Predators 5-2 at Nashville.

2009: Vancouver goaltender Jason LaBarbera made 31 saves and was named the #1 Star of the Game in his first start with the Canucks, a 2-1 win at Nashville.

2016: Daniel Sedin became the 3rd player to appear in 1,100 Vancouver games.

JANUARY 2

2007: Alex Burrows scored his first goal in 48 games as the Vancouver Canucks registered the 450th road victory in franchise history, 3-2 at Calgary.

2010: Roberto Luongo improved his unbeaten streak against the Stars to 8-0-2 when the Canucks won 3-1 at Dallas.

2017: Daniel Sedin picked up his 600th career assist and Ryan Miller became the third U.S.-born goaltender to win 350 NHL games when the Canucks beat the visiting Avalanche 3-2.

JANUARY 3



1980: Dennis Kearns became first Vancouver Canucks player to appear in 600 career games, as Vancouver lost 6-2 at St. Louis.

2004: Markus Naslund became the fifth player to score 250 goals as a member of the Vancouver Canucks, in a 3-1 victory at Calgary.

2008: Roberto Luongo was in net as the Canucks recorded their first home shutout against the Rangers, a 3-0 win over visiting New York; it came in Vancouver's 38th NHL season.

2015: Henrik Sedin scored two goals and an assist (to give him 200 career NHL goals) and brother Daniel picked up three assists as the Canucks beat the visiting Red Wings 4-1.

JANUARY 4

1980: Dennis Kearns became the first Canucks' defenceman to register 300 career points, with an assist in a 4-2 win against the Rockies, at Colorado.

1984: Thomas Gradin earned his 408th career point, to move past Don Lever as the Canucks' all-time scoring leader, in a 3-3 tie at Los Angeles.

1990: Tony Tanti became the second player in franchise history to score 250 goals as a member of the Canucks. The milestone came in a 4-3 loss at Pittsburgh.

1993: Vancouver played their first NHL game against the visiting Tampa Bay Lightning, winning 7-0. Kirk McLean got the shutout and the Canucks extended their team-record home unbeaten streak to 16 straight games (14-0-2).

JANUARY 5



1993: Pavel Bure received 246,447 votes, becoming the first Canucks player to be voted to play in the NHL All-Star Game.

2000: Mark Messier became just the sixth player in NHL history to play in four different decades (having begun his NHL career in 1979) and picked up an assist as the Canucks recorded a 3-3 tie against the visiting Tampa Bay Lightning.

2011: Ryan Kesler became the first U.S. born player to score 20 (or more) goals 4 times as a member of the Vancouver Canucks; he reached the milestone in a 3-1 win over the visiting Flames. Also in the game Daniel Sedin scored the 10,000th goal in team history.

JANUARY 6

1996: Alexander Mogilny scored his third hat trick of the season and Cliff Ronning picked up four assists as the Canucks won 9-2 over the visiting Tampa Bay Lightning.

JANUARY 7

1989: Tony Tanti became the first player in team history to score 10 career hat tricks, and set a new team record for fastest 3 goals (6:46), as the Canucks defeated Pittsburgh 7-5. Tanti also added an assist

2007: Josh Green scored in the 6th round of the shootout as the Canucks beat the visiting Panthers 4-3, to extend their home unbeaten streak over Florida to 8 games (4-0-4) over the previous 13 years.

2009: Roberto Luongo is named to the 2009 NHL All-Star Game in Montreal. This would be Luongo's third All-Star nomination in three seasons as a Vancouver Canuck.

2011: Securing 10 consecutive wins with a victory over Edmonton, Canucks goaltender Cory Schneider ties a franchise record for the longest undefeated streak. Kirk McLean (twice), Dan Cloutier (twice), Cesare Maniago and Richard Brodeur share this franchise record

2010: Alex Burrows became the third player in Vancouver Canucks history to score hat tricks in two consecutive games and Roberto Luongo got his 50th career NHL shutout in a 4-0 win over the visiting Phoenix Coyotes.

2011: Ryan Kesler scored his second career hat trick as the Canucks set a franchise record by going unbeaten in regulation for 15 straight games (13-0-2) with a 6-1 win over the visiting Edmonton Oilers.

JANUARY 8

1979: Glen Hanlon became the first goaltender in franchise history to win 10 games in his rookie season when the Canucks beat the Maple Leafs 5-1 at Toronto.

1996: Alexander Mogilny scored his 500th career NHL point, with a goal in an 8-5 loss at Pittsburgh.

2003: Markus Naslund scored two power-play goals to reach 30 goals in a season for the 4th time in his career as the Canucks won 6-4 against the visiting Ottawa Senators.

2003: Marc Crawford earns the right to coach the Western Conference All-Star Team at the 53rd NHL All-Star Game, becoming the first Canucks Head Coach to do so.

2004: Magnus Arvedson scored twice as the Canucks recorded a team-record 6th straight road win, 3-1 over the Kings at Los Angeles.

2011: The Canucks establish the best 20-game stretch in franchise history with a 17-1-2 (36 points) record in 20 games played from Nov. 24-Jan. 8.

ON THIS DAY IN CANUCKS HISTORY

JANUARY 9

1973: Dunc Wilson recorded his second career NHL shutout (and first home shutout in team history), a 3-0 win against the visiting St. Louis Blues.

1987: Pat Quinn, Head Coach of Los Angeles Kings, who has accepted the position of President and General Manager of the Vancouver Canucks, is suspended from the League by NHL President John Ziegler. Ziegler also levies fines on Vancouver and Los Angeles.

JANUARY 10

1997: Alex Mogilny scored :41 into the game as the Canucks won 5-3 at home in their final NHL game against the Hartford Whalers.

1998: Mark Messier became the 6th player in NHL history to reach the 1,000 assist plateau, as the Canucks tied 2-2 against the visiting Florida Panthers.

2009: Mats Sundin scored his first goal on his first shot since joining the Vancouver Canucks, in a 4-2 loss to the visiting San Jose Sharks. It was the 556th goal of his career.

JANUARY 11

1980: Don Lever became first player in Canucks history to score 400 career points. #400 came in a 6-4 loss at Toronto. The game featured a total of 91 shots, as the Canucks outshot the Maple Leafs 48-43.

2010: Daniel Sedin became the 6th player to score 500 career points in a Vancouver Canucks uniform when he picked up two assists in a 3-2 loss to the visiting Nashville Predators; Daniel reached the mark one month after his brother Henrik scored his 500th point.

2011: Henrik Sedin, Daniel Sedin and Ryan Kesler are named to the 2011 All-Star team. Ryan Kesler would go on to be announced as one of four assistant captains.



2016: Daniel Sedin tied Markus Naslund as the highest goal-scorer in Canucks history when he got his second goal of the night, at 2:21 of overtime, in a 3-2 win over the visiting Florida Panthers. His two goals gave him 346 with the Canucks.

JANUARY 12

1994: Pavel Bure scored twice to give him 20 goals in each of his three NHL seasons, as the Canucks won 4-3 in Quebec in their final NHL game against the Nordiques.

1996: Bret Hedican appears at the NHL All-Star Game after completing one revolution of the ice surface in a time of 13:47 seconds at the Vancouver Canucks Super Skills competition on December 16th. Hedican places second behind Mike Gartner who finishes the lap in 13:38 seconds.

1998: Mark Messier picked up an assist to move past Phil Esposito for 4th place on the NHL career list with 1,591 points. The milestone came in the Canucks' 3-2 loss at Chicago.

2012: Daniel Sedin picked up his 700th career point with an assist, then scored his 100th career power-play goal at :46 of OT to give the Canucks a 3-2 victory in St. Louis. He became the 10th Swedish born player to do so.

JANUARY 13

1988: Tony Tanti scored four goals (on four shots) and added an assist and rookie John LeBlanc picked up four assists as the Canucks beat the Winnipeg Jets 8-2. It was Tanti's 7th career hat trick.

2000: Mark Messier is named to the North American All-Star Team. It is the 14th time Messier has been named an All-Star.

2004: The Canucks win their eighth consecutive road game establishing a new club record. The previous record of five straight wins on the road had been accomplished five times.

2007: Daniel Sedin scored his 100th career goal and added three assists in the Canucks 6-1 win at Toronto. Vancouver scored 5 power-play goals, with Trevor Linden and Taylor Pyatt scoring PPG's in a span of :13, a team record.

2008: Rookie defenseman Alex Edler scored the lone shootout goal for the second time in four games as the Canucks won 4-3 against the Blues at St. Louis.

JANUARY 14

1974: Phil Maloney replaced Bill McCreary as Canucks Head Coach, and became the fourth coach in team history. McCreary had coached the Canucks to a 9-25-7 record in 41 games.

1978: Don Lever played in his 437th consecutive game, a team record, but suffered a broken cheekbone and missed the next five games. Canucks tied with the Colorado Rockies, 3-3.

2003: Marc Crawford won his 142nd game with Vancouver, tying him with Harry Neale as the franchise leader in coaching victories as the Canucks won 4-3 against the visiting Nashville Predators.

2006: Todd Bertuzzi scored twice on Vancouver's first three shots en route to his 5th career hat trick and his 500th career NHL point, as the Canucks won 8-1 over the Islanders at New York.

JANUARY 15

1984: Tony Tanti scored his first NHL hat trick and Frank Caprice recorded his only NHL shutout in a 5-0 win over the Hartford Whalers.



1992: Coach Pat Quinn recorded his 250th career coaching victory, when he helped the Canucks to a 5-3 win over the Oilers, in Edmonton.

1996: Rookie Corey Hirsch made 37 saves for his first career shutout, and the Canucks earned their first shutout against the Bruins (dating back to 1970-71), a 6-0 victory in Boston.

2002: Canucks officially change the name of their charitable arm from Canuck Foundation to the Canucks For Kids Fund.

2015: Ryan Miller recorded his 33rd career shutout to lead the Canucks to a 4-0 victory at Philadelphia; it was his second straight shutout over the Flyers.

JANUARY 16

1973: Dennis Kearns became the first Canucks' defenseman to get four assists in a game, as Vancouver beat Toronto 6-4.

1980: Rookie Rick Vaive set a club record with 12 shots on goal, but did not score, as the Canucks lost 5-3 to the Atlanta Flames.

1994: Trevor Linden set a team record for fastest goal from the start of a game, when he scored just :09 into a 4-3 win over the Mighty Ducks, in Vancouver's first-ever game in Anaheim.

2003: Trevor Linden became only the second player in Canucks history to play 800 games in a Canucks uniform when Vancouver lost 5-2 at Minnesota.

2007: Roberto Luongo recorded his 30th career shutout in a 4-0 win at Montreal; the victory extended the Canucks' unbeaten streak over the Canadiens to 10 straight games (9-0-1).

2015: Ryan Miller became the first goaltender in team history to record two road shutouts in two consecutive days, when his 34th career shutout gave Vancouver a 3-0 win over the Hurricanes; it was also the Canucks' first-ever shutout at Carolina.

JANUARY 17

1988: Stan Smyl scored twice to become the first player in Vancouver Canucks history to score 250 career goals. They came in a 6-5 win against the Jets, at Winnipeg.

2003: Marc Crawford became the winningest coach in Vancouver Canucks history, when he led the team to a 4-2 win at Chicago. Crawford's 143rd victory with Vancouver moved him one ahead of Harry Neale.

2008: Roberto Luongo made 47 saves, and Markus Naslund, playing in his 1,000th NHL game, scored a goal as the Canucks lost 3-2 in a shootout to the Red Wings at Detroit.

JANUARY 18

1986: Steve Tambellini set a team record for fastest goal from the start of a period, when he scored at :06 of the second in a 4-4 tie at Los Angeles.

1998: The NHL All-Star Game is held in Vancouver for the first time since Jan. 25, 1977. The North American All-Stars defeat the World Team All-Stars 8-7. Mark Messier plays for North America and records a goal and an assist. Pavel Bure plays for the World Team and records an assist.

2009: Willie Mitchell recorded his 100th career NHL point with an assist in a 6-5 shootout loss to the visiting Columbus Blue Jackets.

2014: Henrik Sedin's ironman streak comes to a conclusion against Calgary, after having played 679 consecutive games. The streak began on March 21, 2004 and ranks as the sixth longest in NHL history.

JANUARY 19

1982: Rookie Marc Crawford scored the first goal of his NHL career, in a 5-4 loss to the visiting St. Louis Blues.

1984: Roger Neilson was replaced as head coach of the Vancouver Canucks by GM Harry Neale. He completed his coaching record with Vancouver at 51-61-21 in 133 games.

JANUARY 20

1976: Dennis Vervegaert represented Vancouver in the NHL All-Star Game, played in Philadelphia. He scores two goals ten seconds apart in the third period, to set an All-Star Game record.

1984: Dave "Tiger" Williams scored his first career hat trick in a 6-6 tie against the Jets, at Winnipeg.

2009: Daniel and Henrik Sedin became the highest scoring twins in NHL history when they each picked up an assist (in a 2-1 overtime loss at San Jose) to give them a combined 850 NHL points, one more than Rich and Ron Sutter.

2015: Ryan Miller became the first goaltender to post shutouts in consecutive days (Jan. 19 and Jan. 20) since Ken Lockett accomplished the feat in 1975 (Apr. 1 and 2) and became the first Canucks goaltender to post road shutouts in two consecutive days.

2017: Henrik Sedin became the first player in Canucks history to score 1,000 career points when his second-period goal helped the Canucks to a 2-1 victory over visiting Florida. He became the 4th Swedish-born (and 85th NHL player) to get 1,000 career points.

JANUARY 21

1975: Gary Smith became the first Canuck to be voted to the NHL All-Star Game, held at the Montreal Forum. Smith plays 30:43 for the Clarence Campbell Conference, backing up starter Bernie Parent. Defenceman Tracy Pratt also represented Vancouver in the Wales Conference 7-1 victory

2006: Brendan Morrison scored 57 seconds into the game, as the Canucks tied a team-record with six goals in the first period, on their way to a 6-2 win against the visiting Montreal Canadiens.

2010: Alex Burrows tied a team record with his 13th goal in the month of January, as the Canucks beat the visiting Dallas Stars 4-3.



2012: Roberto Luongo became the Canucks' all-time leader in career victories, when he picked up his 212th with the team, a 4-3 win over the visiting Sharks; he broke the mark of 211 held by Kirk McLean.

2016: Daniel Sedin passed Markus Naslund to become the leading goal-scorer in Vancouver Canucks' history, with the 347th of his career and ended the night with 2 goals and 2 assists in a 4-2 win at Boston. He also reached the 20-goal mark for the 10th time.

JANUARY 22

1972: Andre Boudrias scored his first career hat trick and the fifth hat trick in Canucks history, leading Vancouver to a 5-2 win over the New York Rangers.

1983: Vancouver Canucks celebrated the 1,000th game in franchise history with a 4-3 win over Edmonton.

JANUARY 23

1976: Garry Monahan scored his first career hat trick in an 8-3 win over the Minnesota North Stars.

1977: Dennis Vervegaert became the third player to score 100 goals in a Canucks' uniform, in a 6-2 Vancouver win against the New York Rangers.

1997: Pavel Bure became the 4th player in franchise history to score 200 goals as a member of the Canucks. The milestone came in a 4-3 loss at St. Louis.

JANUARY 24

1976: Chris Oddleifson became the first Vancouver Canucks' player to score two shorthanded goals in a game, when he scored twice in the second period of a 5-5 tie against Toronto.

1999: Vancouver Canucks fired head coach Mike Keenan, and named Marc Crawford as his replacement (the 15th coach in team history).

JANUARY 25

1977: The NHL All-Star Game is played in Vancouver's Pacific Coliseum. Defenceman Harold Snepsts represents the Canucks. The Campbell Conference loses 4-3 to the Wales Conference.

2015: Radim Vrbata appeared in his first NHL All-Star game recording the game's opening tally.

JANUARY 26

1973: Andre Boudrias became the first player in team history to register 100 career assists in a 5-1 victory over the visiting Islanders. The Canucks set a team record with 25 shots in the second period and improved to 3-0-0 at home against the Islanders.

1975: Bobby Lalonde picked up three assists as the Canucks reached the 25-win milestone for the first time in franchise history, a 6-4 victory over the visiting Maple Leafs.

2002: Vancouver set a team record for most wins in the month of January, when they got their 9th of the month, a 2-0 win at Calgary. Peter Skudra recorded his 5th career shutout (his first with Vancouver) and Todd Bertuzzi scored a point in his 12th straight game.

2003: Markus Naslund became the second player in Vancouver Canucks history to register 10 game winning goals in one season and Peter Skudra recorded his 6th career shutout in a 1-0 win over the visiting Phoenix Coyotes.

2011: Defenceman Lee Sweatt scored the game-winning goal on his first shot in his NHL debut with the Canucks. Sweatt was the fifth Canucks player to record the game-winner in his NHL debut with Vancouver.

ON THIS DAY IN CANUCKS HISTORY

JANUARY 27

1982: Stan Smyl became Vancouver's leader in career hat tricks, as he got the fifth of his career in a 4-3 win over Buffalo.

1996: The Canucks debuted the 'Third Jersey' vs the New York Islanders in a 6-3 win at General Motors Place. The Canucks 'Third Jersey' colours are red, accented with yellow and black.

JANUARY 28

2002: Vancouver Canucks set a franchise record for most wins in the month of January, when they got their 10th of the month, a 5-1 win over the visiting Nashville Predators. Markus Naslund got his 6th career hat trick as the Canucks gave up just 14 shots. Markus Naslund records his second hat trick of the season, and takes over the NHL lead for points scored with 57. This marks the first time in club history that a Canucks player has led the League in scoring after January 1st.

2006: Vancouver Canucks won their first road shootout game in team history, a 4-3 victory at Colorado.

2018: Rookie Brock Boeser is named MVP of the NHL All-Star game after registering two goals and an assist to lead the Pacific Division All-Stars to the title.

JANUARY 29

1974: For the first time, the Canucks have two representatives in the NHL All-Star Game, right winger Bobby Schmautz and defenceman Jocelyn Guervremont.

1978: Vancouver purchased Claire Alexander from the Toronto Maple Leafs.



1981: Tiger Williams set a team record with 35 penalty minutes in a 3-1 loss at Washington. Williams picked up 5 minors, one major, a misconduct and a game misconduct during the night.

1986: Rick Lanz scored his 200th career point to become the second defenceman in Canucks history to reach that milestone, as the Canucks tied Calgary 4-4.

1988: Tony Tanti became the second player in Vancouver Canucks history to score 200 career goals, when he picked up a goal during a 4-2 loss to the Hartford Whalers.

JANUARY 30

1973: Bobby Schmautz became the first Vancouver forward to appear in the NHL All-Star game. He scored the winning goal as the East team beat the West, 5-4 at Madison Square Garden, in New York.

1988: Tony Tanti became the Vancouver Canucks' career leader in hat tricks with the 8th of his career, during a 4-3 loss in Calgary. His second goal was the 30th of the season as he became first Canuck to register five consecutive 30-goal seasons.

1991: Vancouver set a team record with 62 shots and Gino Odjick set another team record with 36 penalty minutes in a 9-4 loss at Edmonton.

1997: Vancouver Canucks set a franchise record for most wins in the month of January, when they got their 8th of the month, a 2-1 overtime victory over the visiting New York Islanders.

1999: The Canucks registered their first win under coach Marc Crawford as Vancouver won 3-2 against the visiting Chicago Blackhawks.

2010: Alex Burrows sets a franchise record for most goals in the month of January with his 15th goal, after scoring two goals against the Toronto Maple Leafs. During the month, he also recorded hat tricks in back-to-back games to become the third Canuck to accomplish the feat.

JANUARY 31

1989: Rookie Trevor Linden scored a goal and added two assists as the Canucks picked up their milestone 500th victory in franchise history, 6-2 over the visiting Edmonton Oilers.

1991: Vancouver Canucks set team records for most shots in a period (with 28 in the third) and most shots in a game game, 62 in a 3-3 tie against the visiting New York Rangers.

1991: Vancouver General Manager Pat Quinn took over as head coach of the Canucks, replacing Bob McCammon.

2006: Despite being outshot 46-26 by the Coyotes, Alex Auld made 42 saves and Henrik Sedin had his first career four-point game (a goal and three assists) in the Canucks 7-4 win at Phoenix.

2012: Daniel Sedin set a Vancouver franchise record for most career regular season overtime goals, when he scored the 10th of his career, 3:37 of OT to give the Canucks a 3-2 win over the visiting Blackhawks. He broke the mark of 9 scored by Brendan Morrison.

2016: Daniel Sedin appeared in his third NHL All-Star Game in Nashville, registering four points (2-2-4) to help Team Pacific Division win the 3-on-3 exhibition tournament.

FEBRUARY

FEBRUARY 1

1974: Phil Maloney replaced Hal Laycoe as the General Manager of the Vancouver Canucks. Maloney became the third G.M. in Canucks history.

2002: Longtime Canucks P.A. Announcer and Canucks Alumni member John Ashbridge is presented with the NHL Alumni "7th Man Award." The presentation is made during the 52nd NHL All-Star Weekend, recognizing a member of the NHL Family who has contributed behind the scenes for a significant period of time.

2013: Vancouver coach Alain Vigneault picked up his 400th career NHL victory when 22-year-old rookie Jordan Schroeder (still goalless in the NHL) scored in his first career shootout attempt to give the Canucks a 2-1 win over the visiting Blackhawks.

FEBRUARY 2

1980: Harold Snepets scored his first goal of the season on a penalty shot, against Gilles Meloche at Minnesota, as the Canucks beat the North Stars 5-4. It was the first penalty shot awarded to a Canucks' defencemen.

2002: For the second straight season, Ed Jovanovski and Markus Naslund represent the Canucks at the NHL All-Star game. Naslund scored the game-winning goal on his way to a three point night (2-1-3), while Jovanovski notched a goal for the North American Team.

2003: The Canucks are represented at the 53rd NHL All-Star Game in Florida by Markus Naslund, Todd Bertuzzi and Ed Jovanovski. The Canucks coaching staff of Marc Crawford, Jack McIlhargey and Mike Johnston also represent Vancouver. It is the largest Canucks representation at an NHL All-Star Game.

2011: Ryan Kesler scored twice to become the first U.S. born player to score 30 goals in a season for the Canucks, and Roberto Luongo recorded his 54th career shutout in a 6-0 win at Phoenix.

FEBRUARY 3

1979: Ron Sedlbauer scored twice to become the fastest 30-goal scorer in Canucks history (with 30 goals in 52 games) as Vancouver won 5-1, at Washington.

2006: Marc Crawford (at age 44 years, 335 days) became the third-youngest coach in NHL history to accumulate 400 wins, in a 3-1 win at Calgary. Only Scotty Bowman (43 years, 148 days) and Glen Sather (44 years, 198 days) were younger.

FEBRUARY 4

1978: Murray Bannerman played the third period of a 5-1 loss to Chicago and did not allow a goal. He remains the only recorded Canucks goaltender who has never been scored on.

2001: Ed Jovanovski and Markus Naslund played in the 2001 NHL All-Star game in Colorado. Naslund is a member of the World Team and records a goal and an assist. Jovanovski notched an assist for the North American Team.

2002: Todd Bertuzzi picked up an assist to give him points in 15 straight games, tying a Canucks' team record. The milestone came in a 4-2 win over the visiting Phoenix Coyotes.

2011: Daniel Sedin set a Vancouver Canucks franchise record with his 50th career game winning goal, and also had an assist in a 4-3 win over visiting Chicago; he broke the mark of 49 GWGs set by Markus Naslund.

2013: Rookie Chris Tanev became the first player in Vancouver history to score his first career NHL goal in overtime, when he connected at 4:40 of OT in a 3-2 win at Edmonton.

FEBRUARY 6

1992: Vancouver Canucks set a team record for fastest two goals when Greg Adams and Cliff Ronning combined to score in a span of :06 during the second period in a 5-4 overtime loss to the visiting New York Islanders.



1997: Kirk McLean registered his 200th career NHL victory, Martin Gelnas scored his second career hat trick (first with Vancouver) and Trevor Linden and Pavel Bure each had four assists in a 7-4 win at Detroit.

1998: Peter Zezel scored a goal :53 into his first game with Vancouver and added an assist 8 minutes later as the Canucks won 5-4 over the visiting Edmonton Oilers.

2004: Longtime Canucks employee Norm Jewison is named the 2004 NHL Alumni "7th Man." The "7th Man Award" is awarded annually to a member of the NHL family who has contributed behind the scenes for a significant period of time. He began working for the Vancouver Canucks prior to the 1977-78 season. Norm was formally presented his award at the NHL Alumni All-Star Awards Dinner in Minneapolis, Minnesota.

2007: Roberto Luongo became the first goaltender in Vancouver Canucks history to win 30 games in his first year with the team, in a 5-2 win at Edmonton. Daniel Sedin had 3 goals and 2 assists and his brother Henrik added 4 assists.

2014: Roberto Luongo and Montreal Canadiens forward Max Pacioretty made NHL history for the two fastest penalty shot attempts in a game (11:47 and 13:38 of the second period), both of which were stopped. It was the first time in NHL history a player had three penalty shots awarded in the same season against the same goaltender.

FEBRUARY 7

1975: Gary Smith became the first goalie in Vancouver Canucks history to win 25 games in one season and John Gould scored his 20th and 21st goals of the season and added an assist in a 3-1 win over the visiting Chicago Blackhawks.

1991: Pat Quinn picked up his first victory as coach of the Vancouver Canucks, a 2-1 win at Philadelphia.

1996: Dave Babych became the 109th player in NHL history to play in 1,000 career games, as the Canucks lost 5-3 to the visiting Hartford Whalers.

2015: Daniel Sedin became the franchise leader in power play goals (115), surpassing the previous leader Markus Naslund who had accumulated 114 in his career with the Canucks.

FEBRUARY 8

2001: The Canucks and the San Jose Sharks play to the first scoreless draw in Vancouver. The game marks the third time in Canucks history they have played to a 0-0 tie.

FEBRUARY 9

1971: Rosaire Paiement sets a club record with four goals against Buffalo in a 6-3 victory.

1993: Pavel Bure scored his 45th and 46th goal to break the club record single-season mark of 45 set by Tony Tanti during the 1983-84 season. Canucks won 5-1 over the Nordiques in Quebec City.

FEBRUARY 10

1976: Chris Oddleifson picked up two assists as the Vancouver Canucks recorded the 100th home win in franchise history, 3-2 over the New York Islanders.

1981: Winger Tiger Williams and defenceman Kevin McCarthy are both voted to the Campbell Conference Team for the NHL All-Star Game held at the Los Angeles Forum.

2003: Markus Naslund tied a team record with his 11th game winning goal of the season; it came in a 2-1 win against the visiting Chicago Blackhawks.

2007: Markus Naslund and Brendan Morrison scored 10 seconds apart in the second period as the Canucks won 3-2 over the visiting Atlanta Thrashers. It was Naslund's 103rd power-play goal with the Canucks, a new team record.

2008: Markus Naslund scored his 20th goal of the season for the 9th straight year (a franchise record) in a 3-2 shootout win over the visiting Chicago Blackhawks; Naslund broke the mark of 8 straight 20-goal seasons set by Stan Smyl.

FEBRUARY 11



1975: Gary Smith made 30 saves to become the first goaltender in Vancouver history to get six shutouts in one season, when he led the Canucks to a 4-0 win over the visiting Kansas City Scouts.

1982: Referee Kerry Fraser awarded penalty shots to two Vancouver players in the same period for the first time in NHL history. Thomas Gradin and Ivan Hlinka both scored on Gilles Gilbert in the third period of a 4-4 Canucks' tie at Detroit.

FEBRUARY 12

1976: Vancouver recorded their first ever regular season win over Montreal. Ron Sedlbauer and Dennis Verbeegert each scored twice in a 6-4 victory. The win snapped a streak of 30 consecutive games (0-25-5) without a win over Montreal.

2011: The Vancouver Canucks set a new franchise record going eight consecutive games without allowing a power play goal, stopping 35 consecutive power play opportunities, Jan. 24-Feb. 12/11. The previous club record of seven games was set in 1980.81, Jan.6-20/81.

ON THIS DAY IN CANUCKS HISTORY


FEBRUARY 13

2016: Henrik Sedin became Vancouver's all-time leader in career games, when he appeared in his 1,414th game with the Canucks, a 5-2 loss to visiting Toronto; he broke the mark 1,140 games set by Trevor Linden.

FEBRUARY 14

2007: Defenseman Sami Salo scored the winning goal at 4:20 of overtime after getting an assist in regulation to give the Canucks a 3-2 win against the Wild at Minnesota. It was Salo's third OT goal of the season, a team record for defencemen.

FEBRUARY 15



2013: Henrik Sedin became the Canucks' all-time leading scorer when his two assists moved him ahead of Markus Naslund (who had scored 756 points with the Canucks); he reached the milestone in a 4-3 loss to the visiting Dallas Stars.

FEBRUARY 16

1971: Rosaire Paiement became the first Canuck to earn five points in a game with three goals and two assists in a 5-4 victory over the defending Stanley Cup champion Boston Bruins. Andre Boudrias became the first Vancouver player to score 20 goals, followed by Paiement, who tallied his 20th later that same period.

2004: Trevor Linden became the Vancouver Canucks all-time leader in games played, when he appeared in his 897th with the team (breaking Stan Smyl's record) in a 1-0 win over the Avalanche at Colorado. Dan Cloutier recorded his 14th career shutout.

FEBRUARY 17

1987: Richard Brodeur became the first Vancouver Canucks' net-minder to play 20,000 minutes in his career, as Vancouver defeated the Blues 4-3, at St. Louis.

1988: Rookie Kirk McLean earned his first career shutout, and the Canucks' first shutout against Pittsburgh, a 5-0 win over the visiting Penguins.

FEBRUARY 18

2003: Vancouver tied a team record by extending their unbeaten streak to 10 games (6-0-4) after coming back from a 3-0 deficit in the final 15 minutes of the game to beat the Wings 4-3 at Detroit. Marek Malik scored at 3:02 of overtime for the victory.

2003: Marc Crawford became the sixth coach in NHL history to win 150 games with two different franchises (Quebec/Colorado and Vancouver) when the Canucks beat the Red Wings 4-3 in overtime, in Detroit.

2007: Vancouver Canucks recorded their 1,100th win in franchise history, 5-4 over the visiting Colorado Avalanche. It also marked Trevor Linden's 1,300th career NHL game.

2017: Canucks unveiled a statue of Pat Quinn in a pregame ceremony before a 2-1 overtime win over visiting Calgary.

FEBRUARY 19

2000: Mark Messier picked up two assists for the 2,000th point of his NHL career (including the playoffs) as Vancouver won 3-1 at Ottawa.

2004: Wade Brookbank tied a team record for rookie defenceman with 22 penalty minutes in a 6-2 loss at Minnesota.

2009: Roberto Luongo became the 15th goaltender in NHL history to win 100 games with two different teams (Florida and Vancouver) when the Canucks beat the Senators 5-2 in Ottawa. Henrik Sedin tied a career high with four points (1-3-4).

FEBRUARY 20

1973: Bobby Schmautz became the second Canucks' player to score 30 goals in a season in a 7-6 loss to Boston.

1993: Pat Quinn picked up his 300th career NHL coaching victory, with a 4-2 Canucks' win over the Winnipeg Jets.

2003: Vancouver Canucks set a team record by extending their undefeated streak to 11 games (7-0-4) after a 4-2 win over the Blues in St. Louis.

2007: Vancouver goalie Dany Sabourin made 38 saves for his first career NHL victory, and Markus Naslund tied a team record (set by Stan Smyl) by recording his 8th straight 20-goal season with the Canucks, in a 3-2 win at Anaheim.

FEBRUARY 21

1974: Dennis Ververgaert picked up an assist to set a team rookie record with his 38th point of the season, in a 5-2 loss at Montreal.

1975: John Gould scored his first career hat trick and the Canucks reached the 30 win milestone for the first time in franchise history, and their first road victory over the Islanders, 4-1 in New York.

1976: Vancouver Canucks set a team record for fastest three goals when Glen Richardson, Ron Sedlbauer and Gerry O'Flaherty combined to score in a span of 1:48 during the second period, in a 5-4 win over the visiting St. Louis Blues.

1991: Dave Capuano became the first player in Vancouver history to get at least four assists in one game while assisting on every Canucks' goal in the game; he made history in a 6-4 loss at Calgary.

1992: Kirk McLean became the second goalie in Vancouver history to win 30 games in one season when the Canucks beat the Sharks 5-3 at San Jose.

FEBRUARY 22



1972: Dale Tallon became the first defenceman in Canucks history to register power-play goals in one season. He reached the milestone in a 4-3 loss to the visiting Boston Bruins.

1979: Gary Bromley earned his first shutout as a Canuck (and the 5th of his NHL career), stopping 25 shots en route to Vancouver's first shutout over Colorado, a 3-0 win over the visiting Rockies.

2007: Brendan Morrison scored a goal and also set a Vancouver franchise record by playing in his 483rd consecutive game with the Canucks, a 3-2 win at Los Angeles. He broke the record of 482 straight games set by Trevor Linden.

FEBRUARY 23

1991: Troy Gamble set a team record for rookie goalies by winning his 13th game of the season, 5-2 over the visiting Red Wings; he broke the rookie mark of 12 wins set by Glen Hanlon in 1978-79.

2003: Markus Naslund became the first Vancouver player to score 40 goals for three straight seasons, and Dan Cloutier became the first Canucks goaltender to get 30 victories in back-to-back seasons, in a 7-2 win over Columbus.

FEBRUARY 24

1970: The city of Vancouver was awarded the rights to an NHL expansion team. The Canucks joined the league eight months later, in the 1970-71 season along with the Buffalo Sabres.

1990: Dan Quinn scored his 4th career hat trick (his first with Vancouver) and the Canucks recorded the 2000th road victory in franchise history, 6-4 over the Kings at Los Angeles.

2002: Ed Jovanovski and Canucks Vice President of Player Personnel Steve Tambellini helped Team Canada win its first Olympic Gold Medal in Ice Hockey in 50 years. The Canucks hold an open practice and show the Gold Medal broadcast before 9,000 fans, the largest single gathering in Canada for the game.

2004: Daniel Sedin scored four goals (including his first career hat trick) in a 4-2 win against the visiting Detroit Red Wings.

FEBRUARY 25

1970: Vancouver Canucks named Bud Poile as their first General Manager in franchise history.

2003: Vancouver set a team record for most wins in February, when they got their 9th of the month, an 8-0 win over the Thrashers (their first-ever home win over Atlanta). Markus Naslund had a goal and 5 assists, and Dan Cloutier notched his 10th career shutout.

FEBRUARY 26



1986: Richard Brodeur became the first Vancouver Canucks' goaltender to appear in 300 career games, in a 4-2 loss at Montreal.

1987: Tony Tanti had two goals and an assist to become the first player in Vancouver Canucks history to score 30-or-more goals in four straight seasons. This time #30 came in a 5-4 loss at Detroit.

1989: Trevor Linden scored twice in a 5-2 loss at Montreal, to give him 27 goals on the season, a new team rookie record. He broke the team record of 26 held by Dennis Ververgaert.

1995: Vancouver Canucks picked up their milestone 700th victory in franchise history, 5-1 against the Sharks at San Jose.

2014: Eddie Lack tied a Vancouver team record for rookie goalies, with his third career shutout and Jannik Hansen scored the only goal of the game as the Canucks beat the visiting St. Louis Blues 1-0. Lack matched the mark set by Glen Hanlon in 1978-79.

FEBRUARY 27

1977: Dennis Kearns began a team-record 11 game assist streak as Vancouver won 4-3 at Chicago.

1985: Stan Smyl scored his 187th career NHL goal to pass Don Lever as the Canucks' all-time leading goal scorer, in an 11-5 loss at Detroit.

1996: Trevor Linden set a team record for consecutive games played, when he appeared in his 438th straight contest, when the Canucks lost to Pittsburgh, 7-4. Linden broke the team "ironman" mark of 437 set by Don Lever.

1997: Kirk McLean became the first goaltender to record 200 wins with Vancouver, in a 6-2 victory (their first-ever) over the Coyotes. Martin Gelnas scored 4 goals and added an assist, and Russ Courtnall added a goal and 3 assists.

FEBRUARY 28

1984: Patrik Sundstrom set a team record with his 7th game-winning goal of the season, as the Canucks beat Washington 3-2.

1986: Richard Brodeur became the first Vancouver Canucks netminder to register 100 career wins, in a 3-1 win over Philadelphia. Steve Tambellini led the scoring with two goals and an assist.

1989: Vancouver Canucks set a franchise record for most wins in the month of February, when they got their 8th of the month, a 3-2 win over the Nordiques in Quebec City.

1992: Kirk McLean tied a team record (set by Gary Smith in 1974-75) with his 32nd victory of the season, a 5-3 win over the visiting Winnipeg Jets. It was also the Canucks' 600th win in franchise history.

1998: Pavel Bure set an NHL record by scoring his third penalty shot goal of the season. It came in a 6-4 win over the visiting Ottawa Senators.

1998: Mark Messier scored twice (in a 6-4 win over Ottawa) to become the 4th player in NHL history to reach the 1,600 career point milestone.

FEBRUARY 29

1984: Patrik Sundstrom scored a goal and added a team record six assists as Vancouver won 9-5 over the Penguins at Pittsburgh. Sundstrom was just the third player in NHL history to get six assists in a road game (joining Billy Taylor and Bobby Orr).

1996: Alexander Mogilny scored his 50th and 51st goals of the season as Vancouver tied 2-2 with the visiting St. Louis Blues. Mogilny became the second 50 goal scorer in Canucks history, joining Pavel Bure he also became the fourth player in NHL history to score 50 goals with two NHL teams.

MARCH

MARCH 1

1992: Kirk McLean set a team record with his 33rd win of the season, an 11-0 shutout over the visiting Calgary Flames. McLean broke Gary Smith's record of 32 wins set in 1974-75.

1993: Pavel Bure scored twice to become the first player in Vancouver's 23 year history to get 50 goals in a season. The Canucks won 5-2 against the Sabres in a neutral site game played in Hamilton.

MARCH 2

1983: John Garrett made 31 saves for the only shutout of his NHL career, and Darcy Rota began a team-record 14 game point scoring streak in a 3-0 win against the Jets; it was the Canucks first shutout in Winnipeg.

2000: Mark Messier became just the fourth player in NHL history to score 1,700 career points, when he scored a goal in a 3-1 win over the visiting Anaheim Mighty Ducks.

2010: Christian Ehrhoff became just the third defenceman in team history to get two (or more) overtime goals in one season when he connected at 1:33 of OT for a 4-3 win in Columbus.

2014: The Canucks hosted the 2014 Heritage Classic against the Ottawa Senators at B.C. Place Stadium. 55,000 people were in attendance, making it the most attended game in franchise history.

MARCH 3

1985: Thomas Gradin picked up four assists as the Canucks won 7-6 in overtime, at Hartford. It was the Canucks' 7th regular season overtime win of the year, tying an NHL record.

2003: Matt Cooke scored two goals and added an assist as the Vancouver Canucks tied a franchise record with their 21st road victory of the season, 6-4 over the Bruins at Boston. It was also their 400th road win in franchise history.



2004: Brent Sopel scored a goal and two assists as the Canucks and Avalanche played to a 5-5 draw in Colorado in the final road game in Vancouver history that ended in a tie.

2015: Vancouver Captain Henrik Sedin became the first player in franchise history to register career 900 points when he scored twice in a 6-2 loss to the visiting San Jose Sharks.

ON THIS DAY IN CANUCKS HISTORY

MARCH 4

1976: Gary Smith became the first goaltender to play 200 games in a Vancouver uniform, as the Canucks tied the Islanders 3-3, at New York.

1980: Stan Smyl had two assists to establish a new club record for consecutive point scoring streak (12 games) as the Canucks beat the Winnipeg Jets 2-1. Smyl scored 5 goals and 17 assists during the streak.

1981: Thomas Gradin scored his first NHL hat trick in a 5-2 win at Toronto.

MARCH 5

2011: Roberto Luongo became the 25th goaltender to win 300 career NHL games as the Canucks beat the Kings 3-1 in Los Angeles.

MARCH 6

1987: Petri Skriko established a new club record with his 4th hat trick of the season, the 5th of his career, and led Vancouver to a 4-1 victory over Montreal.

1996: Russ Courtnall scored a power-play goal, a shorthanded goal and an even-strength goal within a span of 9:35 during the second period (for his first hat trick with the Canucks) in a 5-2 win over the visiting Buffalo Sabres.

2007: Roberto Luongo tied a franchise record (set in 1991.92 by Kirk McLean) with his 38th victory of the year, as the Canucks beat the visiting Tampa Bay Lightning 5-1.

MARCH 7

1975: Gary Smith became the first goaltender in Vancouver Canucks history to win 30 games in one season. The milestone victory was a 2-1 win against the visiting Chicago Black Hawks.

1980: Stan Smyl scored his first career NHL hat trick, as the Canucks lost 9-3 in their final home game against the Atlanta Flames.

1984: Tony Tanti became the third Canucks player to score 40 goals in a season, and added the winning goal in a 4-3 win over the Winnipeg Jets. Tanti also scored a club record 16th power-play goal in the game.

MARCH 8



1983: Thomas Gradin tied a team record with four assists as the Canucks won 7-3 over the visiting New York Rangers.

1985: Thomas Gradin had two assists to become the first player in Vancouver Canucks history to score 500 career points, as Vancouver beat the Kings 4-3.

1992: Vancouver set a team record with their 16th road victory of the season in a 7-3 win at Philadelphia. Their old record of 15 road wins came in the 1974.75 season. Jim Sandlak led the scoring with two goals and three assists.

2004: Trevor Linden became the Vancouver Canucks all-time leading scorer, when he picked up his 674th point with the team in a 9-2 loss to the visiting Colorado Avalanche. Linden broke the mark previously held by Stan Smyl.

MARCH 9

1973: Andre Boudrias scored on the first penalty shot awarded to a Vancouver player, scoring on Roger Crozier, as Vancouver beat Buffalo 5-2.

1993: Pavel Bure had two assists to give him 92 points for the season, a new team record. The milestone came in a 7-2 win over the visiting New Jersey Devils. Bure broke the mark of 91 points set by Patrick Sundstrom.

2007: Roberto Luongo set a team record with his 39th victory of the season, a 2-1 victory at San Jose. He broke Kirk McLean's team record of 38 wins, set in 1991.92.

MARCH 10

1977: Cesare Maniago earned his first shutout as a Canucks net-minder, and stopped 19 shots as Vancouver beat visiting Chicago 5-0. It was Maniago's 29th career NHL shutout.

1980: Rookie Brent Ashton tied club records with three assists in one period and four in one game, as the Canucks won 5-2 on the road in their final NHL game against the Atlanta Flames.

1989: Vancouver defeated Los Angeles 4-2 and won its 8th consecutive home game, to tie a club record.

2005: The National Hockey League's Board of Governors approves the 50 per cent acquisition of the Vancouver Canucks to the Aquilini Investment Group.

2010: Daniel and Henrik Sedin, along with their wives, donate \$1.5 million to BC Children's Hospital.

MARCH 11

1986: Rick Lanz became the Canucks' all-time leading goal scorer among defencemen, passing Kevin McCarthy with his 52nd career goal, in a 1-1 tie against the Nordiques in Quebec City.

1990: Jim Agnew set a team record for rookie defenseman with 14 penalty minutes in a 5-3 win over visiting Pittsburgh.

MARCH 12

1983: Vancouver Canucks defeated Buffalo 8-3 and established a club record with their 5th consecutive victory. Darcy Rota led the scoring with his 7th career hat trick.

2002: Artem Chubarov scored to become the first player in NHL history whose first four career goals were all game winners and Dan Cloutier tied a team record with his 6th shutout of the season, a 5-0 win at Nashville (and their first shutout vs NSH).

2014: Henrik Sedin became the first player to appear in 1,000 games as a member of the Vancouver Canucks, reaching the milestone in a 3-2 shootout victory at Winnipeg.

MARCH 13

2007: Brendan Morrison became the 15th player in NHL history to play in 500 consecutive games; the milestone came in a 3-2 overtime loss to the visiting Minnesota Wild.

MARCH 14

1975: Vancouver Canucks set a franchise record for most home wins in a season, with their 20th of the year, 5-1 over the visiting Sabres.




1983: Darcy Rota tied a club record by scoring a goal in his sixth straight game as the Canucks lost 6-3 to the North Stars at Minnesota.

1992: Vancouver goaltender Kirk McLean registered his 100th career NHL victory when the Canucks set a franchise record with their 39th win of the season, 6-4 at Calgary.

1995: Kirk McLean appeared in his 378th game as a Vancouver Canuck, breaking Richard Brodeur's record for career games by a Vancouver goaltender. The record came in a 3-3 tie against the Jets, at Winnipeg.

2011: With a win over Minnesota on the team's 71st game of the season, the Canucks set a franchise record for the fastest the club has reached 100 (or more) points. The previous record was set in the 77th game of the 2006.07 season.

2013: The NHL approves the realignment of NHL clubs condensing six divisions into four. The Vancouver Canucks are placed into the new Pacific division with the Anaheim Ducks, Calgary Flames, Edmonton Oilers, Los Angeles Kings, Phoenix Coyotes and San Jose Sharks.



2013: Alain Vigneault recorded his 300th win as a Canucks coach with a 7-4 victory over the Nashville Predators. He became the only coach in franchise history to reach this milestone.

MARCH 15

2007: Roberto Luongo became the first goaltender in team history to win 40 games in one season and Daniel Sedin set an NHL record with his 4th power-play overtime goal of the year (and tied a record with his 4th OT goal) in a 3-2 win vs St. Louis.

2009: Ryan Kesler had three assists as the Canucks tied a franchise record (set in 1992) with their ninth straight home win, a 4-2 victory over the visiting Colorado Avalanche.

2009: Mattias Ohlund became the highest scoring defenceman in Vancouver Canucks history, when he picked up his 32nd point with the team (an assist) in a 4-2 win over the visiting Colorado Avalanche.

MARCH 16

2010: Henrik Sedin scored a goal and also became the Vancouver Canucks' all-time leader in assists when he scored the 416th of his career in a 3-1 win over the visiting Calgary Flames. He broke the mark of 415 previously set by Trevor Linden.

2013: Alex Burrows scored the fastest game-opening goal in Canucks history at 0:06 of the first period against the Detroit Red Wings. Burrows' six second marker was the 4th fastest in League history and broke the previous franchise record of nine seconds set in 1994 (Trevor Linden). The Canucks wore redesigned maroon Vancouver Millionaires jerseys versus the Detroit Red Wings to celebrate a century of hockey in Vancouver.

MARCH 17

2003: Todd Bertuzzi became the 4th player in Vancouver Canucks history to score 20 power-play goals in one season, with his third career hat trick in a 4-2 win over the Stars at Dallas. It was the Canucks 22nd road victory of the season, a new team record.

2009: Vancouver Canucks set a franchise record with their 10th straight home win, a 4-2 victory over the visiting Dallas Stars.

2015: The Canucks celebrate the life of Pat Quinn during their St. Patrick's Day game against one of Pat's former teams, the Philadelphia Flyers.

MARCH 18

1989: Kirk McLean became the third goaltender in team history to win 20 games in one season and extended his home unbeaten streak to 11 games (10-0-1) and Petri Skriko scored a goal and added an assist when the Canucks beat the Islanders 2-1.

1992: Vancouver Canucks reached a 400 milestone for the first time in franchise history, with a 3-2 victory over the visiting Hartford Whalers.

MARCH 19

1971: Rosaire Paiement scored his 30th goal of the season, becoming the first Canuck ever to reach that mark. Vancouver defeats Pittsburgh 6-4.

1972: Dunc Wilson became the first goaltender in Vancouver Canucks history to appear in 50 games in one season; he set the mark in a 3-3 tie against the visiting St. Louis Blues.

1980: Stan Smyl scored 30 goals in a season for the first time in his NHL career after notching a goal, in a 3-3 tie against Buffalo.

1996: Trevor Linden became the third player to score 500 career points in a Vancouver Canucks uniform when he scored a goal in a 4-3 loss to the visiting Colorado Avalanche.



2014: Eddie Lack set a franchise record for rookie goaltenders with his 4th shutout of the season, 2-0 over the visiting Nashville Predators; he broke the mark of 3 shutouts set by rookie Glen Hanlon in 1978-79.

MARCH 20

1982: Thomas Gradin became the first Canucks player to score 80 points in a season when he picked up an assist as Vancouver tied 3-3 with the Nordiques, in Quebec City.

1992: Vancouver Canucks clinched the 1992 Smythe Division Championship, with a 2-2 tie against the Winnipeg Jets, at the Pacific Coliseum.

1999: Adrian Aucoin tied a team record for defencemen (set by Doug Halward in 1982-83) with his 19th goal of the season, in a 4-3 loss at Edmonton.

2003: Markus Naslund set a Vancouver team record with his 12th game winning goal of the season, as the Canucks won 7-3 over the visiting Nashville Predators. Naslund broke the record of 11 set by Geoff Courtnall in 1992-93.

MARCH 21

1981: Dave "Tiger" Williams (who scored his 30th goal 4 days earlier) became the first player in NHL history to get 30 goals and 300 penalty minutes in the same season, when his 31 minutes (in a 5-3 loss at Montreal) put him over the 300 PIM mark.

1983: Darcy Rota scored two goals to become only the second player in Canucks history to score 40 goals in a season. It came as Vancouver defeated Pittsburgh 7-3. Rota tied Ron Sedlbauer's record set in 1978-79.

2007: Vancouver tied a franchise record with their 45th victory of the year, a 2-0 win against Nashville. Roberto Luongo recorded his 31st career shutout, and the Canucks first ever at home against the Predators.

2011: Canucks Sports & Entertainment becomes one of six founding members of the Green Sports Alliance. Donating leftover food from game nights to the Vancouver Food Bank and installing hardware to conserve water usage are just some of the steps taken as part of their ongoing environmental initiatives.

MARCH 22

1988: Greg Adams scored twice to give him 100 goals in his NHL career as the Canucks won 5-3 over the visiting Toronto Maple Leafs.

1989: Stan Smyl became the first Canuck to play in 800 regular season games, as the Canucks lost 5-3 to the Maple Leafs at Toronto.

MARCH 23

1976: Mike Walton scored twice and added an assist in the first period and the Canucks reached the 20 home win milestone for the first time in team history, with a 5-2 victory over the visiting Islanders.

1983: Stan Smyl scored the team's only goal and established a new club record a point in his 13th straight game, breaking his own record of 12. Canucks tied 1-1, at Washington.

ON THIS DAY IN CANUCKS HISTORY

CANUCKS

PLAYERS

IN THE SYSTEM

2017/18 REVIEW

OPPONENTS


HISTORY

ALL TIME RECORDS

PLAYOFFS

NHL

MEDIA SERVICES



1984: Tony Tanti scored his 43rd and 44th goals of the year (including the winner in overtime) to set a new team record for most goals in a season. The record came as the Canucks won 4-3 over the Winnipeg Jets. He broke the record set by Darcy Rota.

1994: Pavel Bure scored his 50th goal of the season for the second straight year, took 11 shots, set a team record by extending his goal scoring streak to 8 straight games, and added an assist as the Canucks won 6-3 over the Kings at Los Angeles.

2011: Daniel Sedin scored twice to reach the 40-goal mark for the first time in his 10 year NHL career as the Canucks beat the Red Wings 2-1 in Detroit.

MARCH 24

1989: Petri Skriko became the second player in Vancouver history to score 30 goals in 4 straight seasons; he reached the milestone in a 5-2 loss at Buffalo.

1989: Trevor Linden tied a team rookie record with his 57th point of the season when he picked up an assist in a 5-2 loss in Buffalo. He tied the mark set by Dennis Ververgaert in 1973/74.

1992: Goaltender Kirk McLean earned his club record 38th victory of the season and rookie Pavel Bure had two goals and an assist to lead the Canucks to a 4-2 win against the North Stars, at Minnesota.

1993: Vancouver Canucks recorded the 400th home win in franchise history, and set a team record for most home victories in one season, with their 24th of the year, 6-2 over the visiting Kings.

2010: Henrik Sedin tied a team record when he 3 assists (in a 4-1 win over the visiting Ducks) gave him 71 assists for the season. It was also the Canucks' 27th home win of the season, tying a franchise mark.

MARCH 25

1973: Don Tannahill scored his second NHL hat trick in a 7-4 Canuck victory over Toronto. He is the first Canucks rookie to register 20 goals, finishing the season with 22.

1983: Darcy Rota set a team record with his 41st goal of the season, and added an assist in a 3-3 tie against the visiting Chicago Black Hawks.

1988: Petri Skriko became only the second Canucks' player to register three straight 30-goal seasons, with his 30th of the year during a 3-2 win over Chicago.

1996: Alexander Mogilny scored his 100th point of the season, with two assists in a 4-1 win over the visiting L.A. Kings. Mogilny became the second Canuck (and 58th NHL player) to score 100 points in a season.

2003: Todd Bertuzzi became just the second player in Vancouver Canucks history to score 25 power-play goals in one season; he reached the milestone, along with two assists, in a 4-3 loss to the visiting Dallas Stars.

2007: Henrik Sedin had 3 assists to set a new team record, with his 63rd assist of the season, in a 5-4 shootout loss to the visiting Colorado Avalanche. He broke the mark of 62 assists, set previously by Andre Boudrias in 1974/75.

2011: Vancouver Canucks set franchise records with their 24th road win and 107th point of the season after a 3-1 victory in Atlanta.

2017: Rookie Brock Boeser scored in his NHL debut (a 4-2 win over the Wild) and became just the third Minnesota-born player to make his NHL debut in a game played in his home state and to score a goal in that game.

MARCH 26

1989: Paul Reinhart became the third defenseman in team history to pick up 50 assists in one season, when he tallied two helpers in a 7-3 win over the Jets, at Winnipeg.

1997: The NHL announced that the Anaheim Mighty Ducks and Vancouver Canucks would open the 1997/98 season with two games in Japan, the first regular-season games in league history played outside North America.



2002: Dan Cloutier set a Vancouver franchise record with his 7th shutout of the season, a 4-0 win over the visiting L.A. Kings. He broke the mark of 6 shared by Gary Smith and Garth Snow. Trevor Linden plays the 1,000th game of his NHL career. Through his first 1,000 games, Linden played 758 games for Vancouver, 107 with the New York Islanders, 107 with Montreal and 28 with Washington. Linden became the fourth player to reach the milestone while with Vancouver (Dave Babych, Ryan Walter and Pit Martin).

MARCH 27

1976: John Gould became the first Vancouver Canucks player to score 30 goals in back-to-back seasons during a 7-3 loss to the Kings in Los Angeles.

1981: Gerry Minor set an NHL rookie record with his sixth short-handed goal of the season, as the Canucks picked up their first road victory in Winnipeg, beating the Jets 10-2.

1982: Coach Harry Neale was handed a 10-game suspension by the NHL for his involvement in an altercation with the crowd in Canucks March 20th game in Quebec City. Defenceman Doug Halward was given a seven game suspension. Roger Neilson took over as coach and Canucks win 7-2 over Calgary.

1983: Vancouver set a team record for most wins in the month of March, when they got their 9th of the month, an 8-4 win over the visiting L.A. Kings. Darcy Rota set a club record with his 42nd goal and Doug Halward set a record for defencemen with his 19th goal.

1983: Darcy Rota set a team record with his 42nd goal of the year, and became the first Canucks player ever to get 15 goals in one month. He also had two assists in an 8-4 win over the visiting L.A. Kings.

1994: Pavel Bure scored three power-play goals in the second period, to give the Canucks a 4-3 win over the Kings in Vancouver. Bure's 3 PPG's gave him a total of 22, a new team record (breaking the old mark of 20 set by Tony Tanti in 1987/88). Pavel Bure set a team record with his 17th goal during the month of March; he finished the night with a hat trick in a 4-3 win over the visiting Kings, and broke the mark that he had previously set in November 1992.

1999: Adrian Aucoin became the first defenceman in Vancouver Canucks history to score 20 goals in a season, during a 5-1 win over the visiting Montreal Canadiens. Aucoin's 20th of the year broke the old team record of 19 goals set by Doug Halward.

1999: Adrian Aucoin set a team record for defencemen with his 15th power-play goal of the year, then added his 16th PPG in a 5-1 win over the visiting Montreal Canadiens; he broke the mark of 14 set by Rick Lanz in 1983/84.

2004: Marc Crawford picked up his 200th coaching victory with Vancouver when Brendan Morrison scored the winning goal 40 seconds into overtime and helped the Canucks clinch a playoff spot, with a 3-2 win over the visiting Dallas Stars.

2007: Vancouver tied a franchise record with their 46th victory of the season, a 3-0 win over the Avalanche at Colorado. Roberto Luongo recorded his 32nd career shutout for the Canucks.

2010: Henrik Sedin set a team record with his 72nd assist of the season and became the first NHL player to score 100 points in the 2009/10 season when he picked up two assists (to give him 101 points) in a 4-2 loss at San Jose.

2011: Cory Schneider made 39 saves and set a team record for rookie goalies by winning his sixth straight game, a 4-1 victory at Columbus. It was also the Canucks 50th win of the season, a new franchise record.

2014: Daniel Sedin collected an assist to give him 800 career NHL points as the Canucks lost 3-2 in overtime in Colorado.

MARCH 28

1971: Vancouver reached double digits in scoring for the first time in team history, and set a club record for goals, in an 11-5 win over the California Golden Seals. Wayne Maki led the way with the only hat trick of his NHL career and also added two assists.

1975: Gary Smith established club records for appearances (72) and wins (32) by a Canucks goaltender in one season, when the Canucks beat Los Angeles 4-2 to reach the 35-win milestone for the first time in team history.

1994: Pavel Bure scored his 100th point season for the second straight season with a goal and an assist in a 3-2 overtime win over the visiting Maple Leafs. He also became the first player in team history to score 18 goals in one month.

1996: Vancouver Canucks fired head coach Rick Ley, with six games remaining in the Canucks' schedule. General Manager Pat Quinn was announced as the replacement behind the bench.

MARCH 29

1983: Stan Smyl scored twice to tie a team record with his 15th power-play goal of the season, and set a team record with his 88th point of the season, as the Canucks lost 7-4 to Edmonton.



1987: Doug Lidster scored his 61st point to establish a new club record for points in a season by a defenceman. Lidster surpassed the former mark set by Dennis Kearns (5-55-60) in 1976/77. Canucks lost 7-4 to the Whalers, at Hartford.

1989: Trevor Linden set a team rookie record with his 58th point of the season when he picked up an assist in a 5-2 loss to the visiting Edmonton Oilers. He broke the mark of 57 points set by Dennis Ververgaert in 1973/74.

1992: Pavel Bure scored his 31st goal of the season to break Trevor Linden's team rookie record. It came in a 7-4 loss at Washington.


2007: Vancouver set a team record for most wins in a season with their 47th of the year, a 4-2 victory over the Kings at Los Angeles. Daniel Sedin scored twice, Henrik Sedin had three assists and Roberto Luongo tied a team record by playing in his 72nd game.

2009: Roberto Luongo tied a team record with his 7th shutout of the season (and the Canucks tied a franchise mark with their 8th shutout of the season) and stopped Patrick Sharp on a penalty shot in the third period to give the Canucks a 4-0 win at Chicago.

MARCH 30

1973: Bobby Schmautz became first Vancouver player to score 70 points in one season when he scored the tying goal in a 3-3 tie against the Minnesota North Stars.

1974: Dennis Ververgaert scored twice to become the first player in team history to get 20 goals and 50 points in his rookie season; the milestone came in a 4-2 win over the visiting New York Islanders.



1980: Ivan Boldirev scored his 7th career hat trick (his first with Vancouver) and added two assists in a 5-3 win against the visiting Minnesota North Stars.

1984: Patrik Sundstrom earned two points to set a new team mark for most points in a season (91) as the Canucks tied 3-3 with the Minnesota North Stars. Tony Tanti scored his 45th goal of the year, another club record.

1994: Pavel Bure became the first player in Vancouver Canucks history to score 19 goals in one month; he reached the milestone in a 3-1 loss to the visiting Pittsburgh Penguins.

2010: Henrik Sedin became the first player in Canucks history to get 75 assists in one season; he reached the milestone with a goal and two assists in a 4-1 win over the visiting Phoenix Coyotes.

MARCH 31

1974: Gary Smith became the first goalie in Vancouver history to get three shutouts in one season, when he led the Canucks to a 7-0 win over the visiting California Seals. Don Lever scored his first NHL hat trick and added two assists.

2004: Marc Crawford became the Vancouver Canucks all-time leader in games coached, with his 408th, a 2-1 win at Anaheim (breaking the mark of 407 set by Harry Neale). Sami Salo scored the game-winning goal with 20 seconds left in regulation.

2007: Roberto Luongo set a team record by appearing in his 73rd game of the season, a 3-2 loss to the visiting Calgary Flames.

2011: Vancouver Canucks clinched the first President's Trophy in the team's 40 year history with a 3-1 win over the visiting L.A. Kings. Daniel Sedin had a goal and an assist to reach 100 points for the season for the first time in his NHL career.

APRIL

APRIL 1

1975: Ken Lockett became the first rookie goalie in team history to record a shutout, by stopping 31 shots in a 7-0 victory over the California Seals.

1987: Tony Tanti scored his 40th goal of the season to become the first Canucks' player to record two 40 goal seasons and Patrik Sundstrom scored a goal and three assists as the Canucks won 8-3 at Los Angeles.

1988: Tony Tanti became the first player in team history to score 20 power-play goals in one season, and added an assist in a 6-1 win over the visiting Minnesota North Stars.

1989: Trevor Linden became the first Canucks rookie to score 30 goals in a season and finished the season with 59 points, one short of Ivan Hlinka's team record of 60 as a rookie. Canucks lost 6-4 at Los Angeles.

1993: Pavel Bure became the first player in team history to score 100 points in a season and set a team record with his 7th shorthanded goal of the season, in a 5-3 win over the Lightning, in the Canucks' first NHL game in Tampa Bay.

ON THIS DAY IN CANUCKS HISTORY

2008: Roberto Luongo set a team record by starting his 29th straight game, a 4-2 loss to the visiting Colorado Avalanche; he broke the mark of 28 straight starts previously set in 1984.85 by Richard Brodeur.

APRIL 2

1971: Vancouver Canucks set a team record for fastest two goals when Wayne Maki and Rosaire Paiement combined to score in a span of :08 during the first period, in a 7-2 win over the Golden Seals, in Oakland.

1975: Ken Lockett became the first Canucks goaltender to register two consecutive shutouts as Vancouver earned its 8th shutout of the season, 3-0 over the Seals in Oakland. He also became the first Canucks goalie to get 2 shutouts in his rookie season.

APRIL 3

1977: Vancouver Canucks set a team record for fastest two goals when Ralph Stewart and Rick Blight combined to score in a span of :08 during the third period, in a 6-3 win over the visiting Minnesota North Stars.

1987: Stan Smyl scored the 7th (and final) hat trick of his NHL career, and added an assist on the game winner, in a 6-4 win over the visiting Winnipeg Jets.

1999: Adrian Aucoin tied an NHL record for defenceman (held by Denis Potvin) when he scored his 18th power-play goal of the season, in a 5-2 loss at San Jose.

2004: Vancouver Canucks won 5-2 over the visiting Edmonton Oilers, and clinched their first division title since 1993. It was also the 600th home victory in franchise history.

2007: Henrik Sedin became the first player in Vancouver Canucks history to get 70 assists in one season; he reached the milestone with two assists in a 4-2 win vs L.A. Kings.


2008: Roberto Luongo became the first goaltender in Vancouver Canucks history to start 30 straight games, in a 2-1 loss to the visiting Edmonton Oilers.

APRIL 4

1991: Geoff Courtnall tied a team playoff record with four points (including a team record three in the third period), finishing with three goals and an assist in a 6-5 win at Los Angeles, in Game 1 of the Smythe Division Semifinals.

1994: Pavel Bure was named NHL Player of the Month for March after scoring 19-11-30 in 16 games. It is the second highest point total in any one month in Canucks history. Bure joined goaltender Kirk McLean as the only Vancouver player to receive the award.

APRIL 5



1974: Dennis Ververgaert became the first player in Vancouver history to score 25 goals in his rookie season and Gary Smith became the first goalie in Canucks history to win 20 games in a season, in a 3-2 win over the visiting L.A. Kings.

1989: Brian Bradley tied a team playoff record with three assists and Paul Reinhart scored the winning goal at 2:47 of overtime to lead the Canucks to a 4-3 win at Calgary, in Game 1 of the Smythe Division Semifinals.

2007: Roberto Luongo became the first goaltender in Vancouver Canucks history to play in 75 games in one season; he reached the milestone in a 3-1 loss to the visiting Colorado Avalanche.



2018: Daniel and Henrik Sedin combined on two goals in their final game at Rogers Arena, including Daniel's on the power play in OT to give Vancouver a 4-3 win against Arizona.

APRIL 6

1979: Ron Sedlbauer became the first 40-goal scorer in Vancouver history as the Canucks finished their ninth season with a 2-2 tie against the Minnesota North Stars.

1996: Corey Hirsch set a team record for rookie goalies by winning his 17th game of the season, a 4-2 victory at Los Angeles; he broke the mark of 16 wins previously set by rookie Troy Gamble in 1990.91.

2013: Alain Vigneault coached his 530th game with Vancouver, surpassing Marc Crawford for the franchise record, as the Canucks beat the visiting Calgary Flames 5-2.

2015: Henrik Sedin became the first player in franchise history to record 700 career assists, reaching the milestone on a 2-1 shootout victory over the visiting L.A. Kings.

APRIL 7

1982: Stan Smyl set a Vancouver team playoff record for fastest goal from the start of a game, when he scored just :08 into a 5-3 win over the Calgary Flames, in Game 1 of the Smythe Division Semifinals.

1984: Doug Halward became the first defenceman in team history to score a hat trick, in a 7-0 win over Calgary in Game 3 of the Smythe Division Semifinals. Richard Brodeur recorded the first playoff shutout in team history, and the only one of his career.

1993: Kirk McLean earned his club record 127th career victory, passing Richard Brodeur as the Canucks tied a franchise record with their 43rd victory of the season, 5-4 overtime win over the visiting Oilers.

1994: Pavel Bure became the first player in Vancouver Canucks history to score 25 power-play goals in one season; he reached the milestone, along with another goal, in a 3-2 win over the visiting San Jose Sharks.

1994: Chairman and team owner Frank A. Griffiths passed away after a lengthy illness. In his memory, the players wear a patch on their uniform with the inscription "2 points F.G., Mr. Griffiths' signature phrase.

2004: Martin Rucinsky scored the first of four power-play goals, and Markus Naslund tied a team playoff record with three assists in a 5-3 win over the visiting Calgary Flames, in Game 1 of the Western Conference Quarterfinals.

2004: Trevor Linden became the first player in team history to play in 100 playoff games as a member of the Vancouver Canucks; the milestone came in a 5-3 win against the visiting Calgary Flames, in Game 1 of the Western Conference Quarterfinals.



2007: Mattias Ohlund scored a power-play goal 34 seconds into overtime to give the Canucks a team-record 12th OT win of the regular season, 4-3 at San Jose. Vancouver clinched the Northwest Division title and tied a team record with their 23rd road win.

2011: Canucks unveil permanent outdoor bronze statue of former assistant coach Roger Neilson, who coached the Canucks from 1982-84. Neilson is pictured holding a hockey stick with a towel on the end, immortalizing the origin of "towel power", a tradition adopted by sports fans around the world.

2012: Vancouver Canucks clinched the NHL's President's Trophy (for the second year in a row) with a 3-0 win over the visiting Edmonton Oilers. Roberto Luongo needed just 17 saves for his 60th career shutout.

APRIL 8

1982: Vancouver won its first-ever playoff overtime game, when Tiger Williams scored at 14:20 of overtime to give the Canucks a 2-1 win over Calgary in Game 2 of the Smythe Division Semifinals.

APRIL 9

1983: Vancouver set a team playoff record for fastest four goals when Harold Snepsts, Rick Lanz, Kevin McCarthy and Lanz again scored in a span of 11:22 during the second period of a 5-4 win over the visiting Flames, in Game 3 of the Smythe Semifinals.

1989: Rookie Trevor Linden scored a goal and three assists to set a new club playoff record with four points and Vancouver set a team record with 4 power-play goals in a 5-3 win over Calgary in Game 4 of the Smythe Division Semifinals.

1993: Gino Odjick became the first player in team history to pick up 350 penalty minutes in one season, when he got 20 PIM in an 8-1 loss in Calgary.

2009: Roberto Luongo set a Vancouver record with his 8th shutout of the season, and the Canucks set a team record with their 9th shutout of the season, 1-0 over the visiting L.A. Kings.

2011: One year after his twin brother Henrik won the Art Ross Trophy, Daniel Sedin won his first NHL scoring title when his two assists (in a 3-2 overtime win in Calgary) gave him 104 points for the 2010-11 season.

2014: Vancouver Canucks named former team captain Trevor Linden as their new President of Hockey Operations.

APRIL 10

1979: Stan Smyl set an Vancouver team playoff record for fastest goal from the start of a game when he scored just :09 into the first period of a 3-2 win at Philadelphia, in Game 1 of the Stanley Cup Preliminary Round Playoffs.



1982: Thomas Gradin scored twice to lead the Canucks to a 3-1 win at Calgary, in Game 3 of the Smythe Division Semifinals. With the first playoff series win in team history, Vancouver advanced to the Division Finals vs the Kings.

2010: Henrik Sedin picked up four assists to give him 112 points—a new franchise record (breaking Pavel Bure's mark of 110); it also gave him the Art Ross Trophy (as NHL leading point scorer) as the Canucks beat the visiting Flames 7-3.

APRIL 11

1980: Vancouver earned their first home playoff victory in team history, and beat Buffalo 5-4 in Game 3 of the Preliminary Round. The win came after four home playoff losses in their first ten years of existence.

1993: Pavel Bure became the first Canucks' player to get 60 goals in one season and the Canucks set a franchise record with their 44th win of the season, 6-3 over the visiting Flames.

1993: Geoff Courtnall became the first player in team history to get 10 game winning goals in one season, the record came in a 6-3 win over the visiting Flames.

1998: Donald Brashear had 26 penalty minutes (in a 1-1 tie at San Jose) to set a team record with his 372nd penalty minute of the season; he broke the mark of 371 set by Gino Odjick in 1996-97.

2007: Roberto Luongo set an NHL record with 72 saves in his first career playoff game, and Henrik Sedin scored at 18:06 of the 4th OT as the Canucks won 5-4 over the visiting Dallas Stars, in Game 1 of the Western Conference Quarterfinals.

2009: Roberto Luongo became the 4th goalie in NHL history to get a shutout in each of his team's final two games of the season, as Vancouver clinched a Northwest Division title with a 1-0 overtime win at Colorado. It was Luongo's 47th career shutout.

APRIL 12

1991: Vancouver set a team playoff record with three power-play goals in the second period and Trevor Linden tied another team record with three assists in a 7-4 loss at Los Angeles, in Game 5 of the Smythe Division Semifinals.

1991: Cliff Ronning scored a goal in his 5th straight game, a team playoff record, in a 7-4 loss at Los Angeles, in Game 5 of the Smythe Division Semifinals.

APRIL 13

1989: Trevor Linden set team rookie playoff records with three assists and four points and the Canucks set a team record by scoring twice in :35 in the second period in a 6-3 win over Calgary, in Game 6 of the Smythe Division Semifinals.

1993: Jyrki Lumme had two goals and an assist as the Canucks reached the 45-win milestone for the first time in franchise history, a 7-4 victory over the visiting Kings.

1993: Vancouver Canucks set a team record for fastest three goals, when Ryan Walter, Sergio Momesso and Trevor Linden combined to score in a span of :48 during the first period, in a 7-4 win over the visiting L.A. Kings.

1994: Pavel Bure took 9 shots and set a team record with his 14th career shorthanded goal (breaking Stan Smyl's record) and the Canucks set a franchise record with their 21st road win of the season, 2-1 at Anaheim.

ON THIS DAY IN CANUCKS HISTORY

2006: Trevor Linden became the first player ever to appear in 1,000 NHL games as a member of the Vancouver Canucks; the milestone came in a 5-3 loss to the Sharks, in San Jose.

APRIL 14

1992: Kirk McLean became the second goaltender in franchise history to record 100 wins as a member of the Canucks. The milestone came in a 3-2 win at Los Angeles.

1992: Gino Odjick picked up 14 penalty minutes to give him 344 PIM for the season, a new team record. He broke the mark of 343 set by Tiger Williams in 1980.81, as the Canucks beat the Kings 3-2 in Los Angeles.

APRIL 15

1975: Vancouver Canucks recorded their first-ever playoff win, 2-1 at Montreal to even their series at one game apiece in Game 2 of the Quarterfinals. Garry Monahan tallied the first playoff game-winner for Vancouver, while Bob Dailey had two assists.



1982: Ivan Hlinka set a Vancouver team playoff record for fastest two goals when he scored two power-play goals (another record) in a span of 3:33 in the second period of a 3-2 win over the visiting L.A. Kings in Game 1 of the Smythe Division Finals.

APRIL 16

1992: Pavel Bure set a Vancouver Canucks rookie record for most points in a season, when his goal and assist (in a 4-4 tie against Calgary) gave him 60 points for the season, breaking the mark set by Trevor Linden in 1988.89.

APRIL 17

1998: Pavel Bure scored his 50th goal of the season for the third time in his career as Vancouver lost 4-2 to the visiting Calgary Flames. Bure became the third player to reach the 50-goal plateau in 1997.98.

2004: Brendan Morrison scored at 2:28 into the 3rd OT to give Vancouver a 5-4 win over the Flames at Calgary, in Game 6 of the Western Conference Quarterfinals. It was the longest game in Canucks' playoff history.

2009: Roberto Luongo made 30 saves for his first career playoff shutout as the Canucks beat the visiting Blues 3-0, in Game 2 of the Western Conference Quarterfinals, and a 2-0 lead in their series.

APRIL 18

1994: Kirk McLean recorded the first road playoff shutout in franchise history (the third shutout of his playoff career) as the Canucks won 5-0 at Calgary, in Game 1 of the Western Conference Quarterfinals.

APRIL 20

1995: Trevor Linden scored two goals 21 seconds apart in the first minute of the second period as Vancouver tied 2-2 with the visiting Calgary Flames.

APRIL 21

2010: Canucks scored four goals in the third period and Daniel Sedin picked up three assists in the final 12:31 of the game as Vancouver beat the Kings 6-4, in Game 4 of the Western Conference Quarterfinals, in Los Angeles.

APRIL 22

1996: Alexander Mogilny tied a team playoff record with three assists as the Canucks won 4-3 over the visiting Colorado Avalanche, in Game 4 of the Western Conference Quarterfinals.

2013: Vancouver Canucks clinched the Northwest Division Championship for the 5th year in a row, with their eighth straight home win, 3-1 over the visiting Chicago Blackhawks.

APRIL 23

1975: Canucks participate in their first playoff overtime game, losing 5-4 to Montreal. Guy Lafleur, with his third game-winning goal of the series, scores the winner at 17:06 of overtime.

1993: Trevor Linden set a team playoff record by scoring two goals in a span of :45 in a 5-4 loss at Winnipeg, in game 3 of the Western Conference Quarterfinals.

2007: Trevor Linden scored a goal and added an assist to tie a Vancouver team record (set by Pavel Bure) with his 34th career playoff goal; the milestone came in a 4-1 win against the visiting Dallas Stars, in Game 7 of the Western Conference Quarterfinals.

2008: Vancouver Canucks named Mike Gillis as their new General Manager, replacing Dave Nonis, who had been relieved of his duties nine days earlier.



2013: Daniel Sedin moves into second in franchise scoring behind his brother Henrik, surpassing former captain Markus Naslund. With two points (2-0-2) against the Chicago Blackhawks, Daniel collected his 758th point (291-467-758) in 905 games, passing Naslund at 756 points (346-410-756).

APRIL 26

1992: Rookie Pavel Bure tied a team playoff record with four points (1-3-4) to lead the Canucks to an 8-2 win over the Winnipeg Jets, in Game 5 of the Smythe Division Semifinals.

2017: Canucks named Travis Green as the 19th head coach in franchise history.

APRIL 27

1996: Trevor Linden became the first player in team history to get 50 playoff assists as a member of the Vancouver Canucks; the milestone came in a 3-2 loss to the visiting Colorado Avalanche, in Game 6 of the Western Conference Quarterfinals.

APRIL 28

1992: Pavel Bure set a team playoff record for rookies with three goals in an 8-3 win over the Winnipeg Jets, in Game 6 of the Smythe Division Semifinals.

1994: Trevor Linden scored the first overtime power-play goal in Vancouver Canucks playoff history, scoring at 16:43 of OT as the Canucks won 3-2 over the visiting Calgary Flames, in Game 6 of the Western Conference Quarterfinals.

APRIL 29

1982: Vancouver set team playoff records with 85 penalty minutes in the third period and 106 penalty minutes in the game, a 4-1 loss at Chicago, in Game 2 of the Western Conference Finals.

APRIL 30

1992: Geoff Courtnall set a team playoff record with 11 shots and tied two more team playoff records with 3 goals and 4 points in a 5-0 win over the visiting Winnipeg Jets, in Game 7 of the Smythe Division Semifinals. Kirk McLean got the shutout.

1995: Vancouver Canucks set a franchise record for most wins in the month of April, when they got their 7th of the month, a 6-4 victory over the visiting Calgary Flames.

MAY

MAY 1

1982: Vancouver Canucks played their first NHL game in the month of May, a 4-3 win over Chicago, in game 3 of their Conference Final series.

1987: Pat Quinn officially assumed his job as President and General Manager of Vancouver Canucks, after having signed a contract with the team the previous January.

MAY 2

1972: Vancouver Canucks named Vic Stasiuk as the team's new head coach (replacing Hal Laycoe). Stasiuk became just the second head coach in team history.

MAY 4

1982: Vancouver set a team playoff record for fastest two goals when Doug Halward and Thomas Gradin scored in a span of 1:03 during the third period of a 5-3 win over the visiting Chicago Blackhawks, in Game 4 of the Western Conference Finals.

1992: Vancouver tied a team playoff record with 3 power-play goals in the first period and Kirk McLean recorded his second career playoff shutout in a 4-0 win over the visiting Oilers, in Game 2 of the Smythe Division Finals.

MAY 5

2011: Christian Ehrhoff tied a team playoff record for defencemen with 3 points (1+2) and Ryan Kesler scored his 2nd straight game winning goal, along with 2 assists in a 4-2 win at Nashville in Game 4 of the Western Conference Semifinals.

MAY 6



1982: Vancouver scored a team playoff record 6 goals and Lars Lindgren set a team record with three assists as the Canucks won 6-2 at Chicago, in Game 5 of the Campbell Conference Finals.

2004: Vancouver Canucks named Dave Nonis as their new General Manager; the move came three days after the team announced that GM Brian Burke would not be returning to the team.

MAY 7

1995: The Canucks make their fifth straight playoff appearance with a 2-1 loss vs. St. Louis. The Canucks went on to defeat the Blues four games to three.

MAY 8

1982: Vancouver Canucks became the first team since the 1924 Vancouver Maroons of the WCHL to represent Vancouver in the Stanley Cup Final. Canucks lost the opening game 6-5 in OT to the Islanders, who went on to win the Cup in 4 straight.

MAY 9

1993: Greg Adams set a team record with his 5th power-play goal of the 1993 playoffs and Gerald Diduck had a goal and 2 assists in an eight minute span in the 2nd period, in a 7-2 win in Los Angeles, in Game 4 of the Smythe Division Finals.

1993: Kirk McLean became the Canucks' all-time playoff goaltending leader with his 15th career post-season victory as Vancouver won 7-2 at Los Angeles, in Game 4 of the Smythe Division Finals.

2011: Ryan Kesler became the first player in Vancouver playoff history to record four consecutive multiple-point games when he picked up two assists as the Canucks beat the Predators 2-1 in Nashville, to win their Western Conference Semifinal series in six games.

MAY 10

1992: Geoff Courtnall tied a team playoff record with 3 assists and Cliff Ronning had a goal and two assists to lead the Canucks to a 4-3 win against Edmonton, in Game 5 of the Smythe Division Finals.

MAY 11

1982: Thomas Gradin scored a goal to become the first player in Vancouver Canucks history to get four power-play goals in one playoff season and added an assist in a 6-4 loss to the Islanders in New York, in Game 2 of the Stanley Cup Final.

1995: Jyrki Lumme scored a goal and two assists and Cliff Ronning and Pavel Bure each tied a team playoff record with 3 assists as the Canucks scored four power-play goals in a 6-1 win over the visiting Blues, in Game 3 of the Western Conference Quarterfinals.

MAY 15

1995: Vancouver set an NHL playoff record for fastest two short-handed goals by one team, when Christian Ruutu and Geoff Courtnall scored within a span 0:37 during a 6-5 win over the Blues, in Game 5 of the Western Conference Quarterfinals.

MAY 16

2000: The Canucks are nominated for the World Sports Humanitarian Hall of Fame's Pro Team Community Award.

MAY 17

1995: Gino Odjick set team playoff records for most penalty minutes in a game (37) and most penalty minutes in a period (all 37 came in the 3rd period) in an 8-2 loss to the visiting Blues, in Game 6 of the Western Conference Quarterfinals.

MAY 18

1984: 33-year-old Bill LaForge was hired as the eighth head coach in Vancouver Canucks history, replacing Harry Neale.

1994: Pavel Bure became the first player in Vancouver Canucks history to get 10 goals in one playoff year; he reached the milestone in a 4-3 win at Toronto, in Game 2 of the Western Conference Final.

MAY 21

2014: Vancouver Canucks announced the hiring of Jim Benning as their new General Manager, the 11th in franchise history; he replaced Mike Gillis who had been relieved of his duties one month earlier.

MAY 22

1970: Vancouver Canucks and Buffalo Sabres were officially granted their NHL franchises, for expansion fees of \$6,000,000 each.

1994: Kirk McLean recorded his second consecutive shutout and tied a Stanley Cup record with his fourth of the playoffs as the Canucks won 2-0, in Game 4 of the Western Conference Finals. It was McLean's 6th (and final) career playoff shutout.

2001: President and General Manager Brian Burke was named the "Executive of the Year" by The Sporting News.

ON THIS DAY IN CANUCKS HISTORY

2011: Henrik Sedin notched four assists in a playoff game, surpassing the previous club record of three and also established the franchise record for most assists (19) in a playoff year, surpassing the previous record of 15 held by Pavel Bure in 1994 and most assists in a playoff series (11) surpassing the previous mark of eight recorded by Alex Mogilny in 1996 vs Colorado. He had 19 assists at the conclusion of the playoffs.



2011: The Vancouver Canucks establish a franchise record for the fastest three goals to be scored in a playoff game separated by 1:55 (Ryan Kesler 9:16 and Sami Salo 10:55 and 11:11, 2nd period). The previous mark was 2:18 established on Apr. 13/89 vs CGY (Jim Sandlak 17:26, Rich Sutter 19:29 and Garth Butcher 19:44, 2nd period).

2011: Sami Salo set a team playoff record by scoring twice in a span of :16 and the Canucks became the first team in playoff history to score three 5-on-3 power-play goals in one game to beat the visiting Sharks 4-2 in Game 4 of the Western Conference Finals.

MAY 23

2014: Jim Benning was introduced as the Canucks 11th General Manager in club history.

MAY 24

2011: Roberto Luongo made 54 saves, Ryan Kesler tied the game with 13.2 seconds remaining in regulation and Kevin Bieksa scored after 30:18 of overtime as the Canucks beat the visiting Sharks 3-2 in Game 5 to advance to the Stanley Cup Final.

MAY 26

1978: Vancouver Canucks hired Harry Neale as the sixth head coach in team history. Neale replaced Orland Kurtenbach.

MAY 27



1992: Ryan Walter was named the Bud Light/NHL Man-Of-The-Year for his work within the community.

MAY 31

1977: Jake Milford replaced Phil Maloney as the Vancouver Canucks' General Manager.

1994: Kirk McLean made 52 saves, the most in the Stanley Cup Final since 1971 (including 17 in overtime) to lead the Canucks to a 3-2 win over the Rangers, in Game 1 of the Stanley Cup Final, at New York. Greg Adams scored the winner at 19:26 of OT.

JUNE

JUNE 1

1982: Jake Milford was named Senior Vice-President of the Vancouver Canucks and Harry Neale took over as General Manager, the fifth General Manager in team history. Neale replaced Jake Milford as General Manager.

2017: Henrik and Daniel Sedin were awarded honorary Doctor of Law degrees from Kwantlen Polytechnic University. "For the citizenship, sportsmanship, civility, respect, and care they demonstrate both on and off the ice in their adopted province of B.C."

JUNE 2

1987: Former agent Brian Burke joined the Vancouver Canucks as their new Vice President and Manager of Business Operations.

1994: Vancouver played hockey in the month of June for the first time in Game 2 of the Stanley Cup Final. NY Rangers win 3-1 at Madison Square Gardens. Pavel Bure has his 16 game point streak, two games shy of the NHL record, snapped.

JUNE 3

1997: The Canucks unveiled a new logo, uniform and team colours to the city of Vancouver in a day-long event which started with players appearing all over the city and was highlighted by a kick off rally at the Vancouver Art Gallery.

JUNE 4

1985: Jack Gordon was named Director of Hockey Operations and General Manager of the Vancouver Canucks, replacing Harry Neale.

1996: Vancouver Canucks named Tom Renney as their new head coach. Renney replaced GM Pat Quinn, who held the interim position after relieving Rick Ley of his duties late in the 1995-96 season.

2001: Canucks unveil their new mascot at Canuck Place. The new mascot, an orca whale, was later named Fin through a contest.

2011: Alex Burrows set a team playoff record by scoring just :11 into overtime (2nd fastest in Stanley Cup history) and also had a goal and an assist as the Canucks beat the visiting Bruins 3-2 to take a 2-0 lead in their Stanley Cup Final series.

2011: Vancouver Canucks Mascot Fin celebrated his 10th birthday. Fin has made almost 1,350 appearances in the community and has reached out to approximately 60,000 students with his Fin's Friends program over the last five years.

JUNE 5

2001: The Canucks reached a new five-year deal with the Manitoba Moose of the AHL, to be the club's new farm team.

JUNE 7

1989: The Canucks had three finalists for the NHL's major trophies for the first time in club history. At the awards presentation ceremonies, Trevor Linden finished second in Calder Trophy voting, Bob McCammon was runner-up for the Jack Adams Trophy and Kirk McLean was third in voting for the Vezina Trophy.

JUNE 8

1981: Vancouver Canucks named Roger Neilson as their new associate coach.

1989: Trevor Linden was named The Hockey News Rookie-of-the-Year, as selected via fan balloting.

JUNE 9

1994: Vancouver tied a Stanley Cup Final record with 5 goals in the 3rd period and Pavel Bure became the first player in Canucks history to get 15 goals in one playoff season (2-1-3!) in a 6-3 win over the Rangers in NY in Game 5.

JUNE 10

1970: Vancouver made defenceman Gary Doak (from Boston) its first selection in NHL expansion draft. Other selections were, in order: Orland Kurtenbach, Ray Cullen, Pat Quinn, and Rosaire Paiement.

JUNE 11

1994: Geoff Courtnall scored twice and became the first player in Vancouver history to get three game winning goals in one playoff year, as he led the Canucks to a 4-1 win over the Rangers in Vancouver, in Game 6 of the Stanley Cup Final.

2008: Trevor Linden announced his retirement after 19 NHL seasons, recording 867 points (375-492-867) in 1382 regular season games with the Canucks, Montreal Canadiens, New York Islanders and Washington Capitals. In 1991.92, Linden was named Canucks captain, becoming the youngest captain in the NHL at 21 and served in this position for seven seasons. Linden also played in 124 Stanley Cup Playoff games, recording 99 points (34-65-99) and 104 penalty minutes. Of his 124 playoff games, 118 came in a Canucks uniform, highlighted by his 25 points (12-13-25) in 24 games during the Canucks 1994 Stanley Cup run that concluded in a Game 7 versus the New York Rangers. Linden played in his final game on April 5, 2008 versus the Calgary Flames.

JUNE 12

1987: Vancouver rookie Jim Sandlak was named as a member of the 1986.87 All-Rookie team.

2003: The National Hockey League Players' Association announced Markus Naslund as the recipient of the 2003 Lester B. Pearson Award for most outstanding player during the NHL regular season, as voted by members of the NHLPA. Senator Frank Mahovlich, member of the Hockey Hall of Fame and Honorable member of the Canadian Senate, presented the award to Naslund in a ceremony hosted by John Davidson at the Hockey Hall of Fame.

2003: Markus Naslund and Todd Bertuzzi were named NHL First Team All-Stars.

JUNE 13

1973: Bill McCreary was hired as the third head coach in Vancouver Canucks history, replacing Vic Stasiuk.

JUNE 14

1994: Kirk McLean set a Stanley Cup record for most minutes played in one playoff year (1,544) as the Canucks lost 3-2 to the Rangers in Game 7 of the Stanley Cup Final. McLean broke Ron Hextall's record of 1540, set with Philadelphia in 1987.

2007: Canucks Head Coach, Alain Vigneault is named winner of the Jack Adams Award at the 2007 NHL Awards Show in Toronto. Vigneault earned Coach of the Year honours after leading Vancouver to a franchise record 49 wins and season-high 105 points.

2013: Vancouver Canucks and Utica Comets announced that they have agreed to a new affiliate agreement in the American Hockey League. The Canucks previously purchased the Peoria Rivermen and moved the team to Utica, NY, as part of the agreement.

JUNE 16

1989: Trevor Linden was named to the 1988.89 NHL All-Rookie team.

1992: Pavel Bure won the NHL's Calder Trophy while Canucks' coach Pat Quinn won the Jack Adams Award.

1994: Vancouver's Pavel Bure was named an NHL First Team All-Star.

JUNE 18

1996: Goalie Corey Hirsch was named to the 1995.96 NHL All-Rookie team.

JUNE 19

1996: Alex Mogilny was named as a member of the NHL Second All-Star Team.

2000: The Canucks reach a deal with the Kansas City Blades of the IHL, to be the team's new farm team.

2002: Former Canucks' coach Roger Neilson was named to the Hockey Hall of Fame.

JUNE 20

1985: Vancouver Canucks signed Tom Watt as their new head coach, the ninth in team history. Watt replaced General Manager Harry Neale, who finished the 1984-85 season after firing Bill LaForge.



2002: Vancouver's Markus Naslund was named an NHL's First Team All-Star.

2006: Vancouver Canucks named Alain Vigneault as their new head coach, the 16th in franchise history. Vigneault replaced Marc Crawford, who had been relieved of his duties two months earlier.

2018: Henrik and Daniel Sedin became the first ever joint winners of the King Clancy Memorial Trophy.

JUNE 21

2018: Brock Boeser was named to the NHL All-Rookie Team becoming the first Canucks rookie since Mattias Ohlund in 1998 to receive the honor.

JUNE 22

1987: Vancouver Canucks signed Bob McCammon as the 10th head coach in franchise history, replacing Tom Watt.

1998: Vancouver Canucks named Brian Burke as their new General Manager.

2011: Canucks centre Ryan Kesler is awarded the Frank Selke Trophy and becomes the first Vancouver Canucks player to win the award.

2011: Daniel Sedin is named recipient of Ted Lindsay Award as the "most outstanding player" in the NHL as voted by fellow members of the NHLPA.

2011: Daniel Sedin becomes the second player in franchise history to claim the Art Ross Trophy. With twin brother Henrik claiming the award in 2009.10, this marks the first time in League history that brothers have won scoring titles in consecutive seasons.

2011: Roberto Luongo and Cory Schneider win the Jennings Trophy presented "to the goalkeeper(s) having played a minimum of 25 games for the team with the fewest goals scored against".

2011: Canucks President & General Manager Mike Gillis is named General Manager of the Year.

2011: Daniel and Henrik Sedin named NHL First All-Stars. This is the first time brothers have been voted to the team since Hockey Hall of Famers Phil and Tony Esposito took First Team honours in 1969.70.

2016: Henrik Sedin was named the winner of the King Clancy Award at the NHL Awards Show in Las Vegas.

JUNE 23



2010: Henrik Sedin was named the winner of the Hart Trophy and also collected the Ross Trophy at the NHL Awards Show.

2014: Vancouver Canucks named Willie Desjardins as their new head coach, replacing John Tortorella who had been fired one month earlier.

JUNE 25

1993: Former Vancouver owner Frank Griffiths was named to the Hockey Hall of Fame.

ON THIS DAY IN CANUCKS HISTORY

1998: Vancouver defenceman Mattias Ohlund was named to the 1997-98 All-Rookie Team.

2013: Vancouver Canucks named John Tortorella as their new head coach, the 17th in franchise history.

JULY

JULY 3

1991: Stan Smyl retired as the Canucks all-time leader in games played (896), goals (262), assists (411) and points (673). He was subsequently named Assistant Coach.

JULY 4

1996: Canucks Equipment Manager Pat O'Neill became the first recipient of the Larry Ashley Award. The Larry Ashley Award is presented to the trainer or equipment manager that best exemplifies the character and commitment to excellence displayed by Ashley throughout his career.

JULY 10

2013: NHL announced that the Vancouver Canucks would face off against the Ottawa Senators at BC Place in Vancouver, at the 2014 Tim Hortons NHL Heritage Classic on Sunday, March 2, 2014.

JULY 22

2005: National Hockey League owners unanimously ratified the new collective bargaining agreement, bringing an official end to the 310-day lockout. One day prior, NHL players formally accepted the new deal with 87 percent of the membership voting in favour of the deal.

AUGUST

AUGUST 4

2015: Vancouver Canucks named John Weisbrod Assistant General Manager.

AUGUST 7

2008: Ted Lindsay, Phil Housley, Brian Burke and Bob Naegele were named as recipients of the Lester Patrick Trophy (awarded for service to hockey in the United States).

AUGUST 10

1994: Vancouver Canucks named former assistant coach Rick Ley as the 12th head coach in team history, replacing Pat Quinn, who remained as the team's General Manager.

AUGUST 18

1998: David Nonis is named Senior Vice-President, Hockey Operations. Steve Tambellini is named Vice-President, Player Personnel, Mike Penny is named Vice-President, Amateur Scouting and Shawn Dineen is named Professional Scout.

AUGUST 29

1996: Team Canada defeats Team Russia 5-3 at General Motors Place in the first game of the World Cup of Hockey tournament. Trevor Linden plays for Canada while Alexander Mogilny plays for Team Russia. Trevor Linden records one assist in the game on a goal by Vincent Damphousse.

1996: The National Hockey League announces the 1998 NHL All-Star game will be played at General Motors Place. This is the second NHL All-Star Game to be played in Vancouver; the other was in 1977.

SEPTEMBER

SEPTEMBER 11

1969: NHL announced that two teams would be added for the 1970-71 season. One would be Vancouver, with the other selected from Atlanta, Baltimore, Buffalo, Cleveland, Kansas City, or Washington. The Sabres eventually were chosen.

2008: Vancouver Canucks named Lorne Henning VP of Player Personnel & Assistant GM, Laurence Gilman VP of Hockey Operations & Assistant GM, and Stan Smyl Senior Advisor to the General Manager.

SEPTEMBER 14

2000: Rookies Daniel & Henrik Sedin made their pro hockey debut, as the Vancouver Canucks beat the Swedish team MoDo 5-2 in Game 1 of the NHL Challenge Stockholm 2000. Daniel had a goal and two assists to lead the Canucks.

SEPTEMBER 15

2000: Vancouver Canucks named Markus Naslund as their new team captain. The announcement came from Stockholm, following the Canucks' 2-1 pre-season overtime win over the Swedish champion Djurgarden.

SEPTEMBER 17

2011: Vancouver Canucks engineers designed and unveil new curved glass system to enhance player safety. The NHL implements this design League-wide.

SEPTEMBER 21



1992: Canucks broadcaster Jim Robson was named as a media honoree to the Hockey Hall of Fame.

2017: The Vancouver Canucks and Los Angeles Kings played the first pre-season game in China at the Mercedes-Benz Arena in Shanghai (2-5 L). They played their second pre-season game in China on Sept. 23 at the Cadillac Arena in Beijing (3-4 OT).

SEPTEMBER 23

1995: Vancouver Canucks played their first pre-season game at General Motors Place. Jeff Brown scored the first goal in the new facility as the Canucks beat the visiting Mighty Ducks of Anaheim 4-3.

SEPTEMBER 24

1990: Gilbert Perreault, Fern Flaman, Bill Barber and Bud Poile were inducted into the Hockey Hall of Fame.

SEPTEMBER 25

1984: Former Canucks GM Jake Milford was inducted into the Hockey Hall of Fame.

2001: Canucks new mascot is officially named "Fin." The name was chosen from more than 2,000 fan entries.

SEPTEMBER 30

2008: Vancouver Canucks named Roberto Luongo as their new team captain, the 12th in franchise history, and the first NHL goaltender to be named Captain since Montreal's Bill Durnan in 1947-48.

OCTOBER

OCTOBER 1

2010: Canucks Sports & Entertainment acquired ownership of the Vancouver Millionaires trademarks, including the name "Vancouver Millionaires", the inaugural classic "V" logo, the Vancouver Maroons "V" and design and the web domain vancouvermillionaires.com.

OCTOBER 2

1997: Vancouver named Mark Messier as their new team captain. The announcement was made from Tokyo, on the eve of the Canucks' season opener against the Mighty Ducks of Anaheim.

1999: After starting his career with a record of 0-13-2, Vancouver goaltender Kevin Weekes recorded his first NHL victory and Markus Naslund scored his 100th NHL goal, in a 2-1 win over the visiting New York Rangers.

ON THIS DAY IN CANUCKS HISTORY

2001: Canucks unveiled their new "Third Jersey" at a downtown press conference. The new "Third Jersey" is predominantly a two-colour jersey with a strong deep red and deep blue, accented with silver. It is the second alternate jersey in team history.

OCTOBER 3

1997: Mark Messier scored his first goal as a member of the Canucks, when Vancouver won 3-2 over Anaheim, in the first regular-season game played outside North America, at Yoyogi Arena in Tokyo, Japan. Pavel Bure took 11 shots and had a goal.

OCTOBER 4 & 5

1997: The Vancouver Canucks played the Mighty Ducks of Anaheim in a two-game series at Yoyogi Arena in Tokyo, Japan. The two split the games by a score of 3-2 in each game. It marked the first NHL game in history to be played outside North America. Scott Walker became the first player to score a NHL regular season goal outside North America. Attendance was 10,500 (sellout) for both games.

OCTOBER 5

1983: Vancouver's Tony Tanti began a team-record 7 game goal scoring streak in a 5-3 opening night loss to the visiting Calgary Flames.
2006: Trevor Linden became the first player to score 300 goals as a member of the Vancouver Canucks, and Roberto Luongo made 27 saves in his debut with the team, a 3-1 opening night win over the Red Wings at Detroit.

OCTOBER 6

1976: Rick Blight tied a club record with four goals (his only career hat trick) when the Canucks dropped their season opener 9-5 in Pittsburgh.
1988: Rookie Trevor Linden played in the first game of his NHL career, a 2-2 tie against the visiting Winnipeg Jets.



2002: Introduced by royal trumpets while entering on a red carpet, Queen Elizabeth II dropped the ceremonial first puck before an exhibition game between Vancouver and San Jose. The British monarch, who last attended a hockey game 51 years ago, dropped the puck between Canucks captain Markus Naslund and Mike Ricci of the Sharks. The 76-year-old monarch, flanked by local minor hockey league players, is led to the centre of the rink – where she was joined by Wayne Gretzky, the NHL's all-time leading scorer, and executive director of the gold medal-winning 2002 Canadian Olympic Hockey Team. Also at centre ice were Cassie Campbell, captain of the Canadian women's Olympic team, Canucks and Team Canada defenceman Ed Jovanovski and Hall of Fame television broadcaster Howie Meeker. The Queen was visiting Vancouver with her husband, Prince Philip, Duke of Edinburgh, as part of a 12-day tour of Canada, celebrating the 50th anniversary of her rule.

OCTOBER 7

1983: Jiri Bubla scored a goal and added three assists as Vancouver beat Minnesota 10-9 in the highest scoring game in Canucks history. Vancouver had a team-record six power-play goals in the game, while the North Stars had four.

1989: Vladimir Krutov became the first Soviet player to score a goal in a Vancouver uniform, with an assist by Igor Larionov as the Canucks won 5-3 over the visiting Red Wings.

OCTOBER 8

1987: Greg Adams scored four goals (his first career hat trick) in his first game as a Canuck to lead Vancouver to an 8-2 opening night win over the visiting St. Louis Blues. Tony Tanti picked up four assists for the Canucks.

2000: With their comeback 5-4 victory at Tampa Bay, the Canucks

became just the third club since 1983.84 (the season when the 5:00 overtime rule was introduced) to win a game in regulation in which it trailed by two or more goals with three or fewer minutes remaining.

OCTOBER 9

1970: Vancouver Canucks played their first NHL game, losing 3-1 to the Los Angeles Kings, before a crowd of 15,062 in the first game played at Vancouver's Pacific Coliseum.

1995: The Vancouver Canucks play the first regular season game at General Motors Place. The Canucks were defeated 5-3 by the Detroit Red Wings. Mike Ridley recorded the first regular season goal at General Motors Place. Kirk McLean played in goal.

1999: In a pre-game ceremony, the Canucks unveiled the 30 Greatest Canucks to celebrate the team's 30th year in the NHL.

2001: Todd Bertuzzi scored his 100th career goal and added two assists in a 5-4 loss against the Avalanche at Colorado.

2008: The Vancouver Canucks honoured the memory of former Canucks defenceman Luc Bourdon in a ceremony prior to the season opening game. Luc's family was present to witness a video tribute and moment of silence. Earlier the same day, the Canucks and members of Bourdon's family unveiled the Luc Bourdon Wall of Dreams, a living legacy to everyone in the Canucks family and salute to minor hockey. The Luc Bourdon Wall of Dreams contains 191 pucks representing BC Hockey membership – a visual salute to Luc and what he represented.



2010: Henrik Sedin was named the 13th captain in team history. Kevin Bieksa, Ryan Kesler, Manny Malhotra and Daniel Sedin are named alternate captains. Original Canucks captain Orland Kurtenbach presented Henrik with the 'C' in front of a sold-out crowd for Vancouver's home opener of the franchise's 40th NHL season.

OCTOBER 10

2002: Vancouver Canucks started the regular season with a shutout victory for the first time in team history, as Dan Cloutier recorded his 9th career shutout in a 3-0 win over the Flames at Calgary.

OCTOBER 11

1970: Vancouver Canucks won their first game in team history, 5-3 over the Maple Leafs, at the Pacific Coliseum. It came in their second NHL game.

1978: Vancouver opened its ninth NHL season in its new black, red and gold uniforms, and had their first home victory ever over the Colorado Rockies, 8-2. Rookie Thomas Gradin collected two goals and an assist in his first NHL game.

2014: Daniel Sedin had three assists to give him 500 career assists and Ryan Miller picked up a victory in his home debut with Vancouver, a 5-4 shootout win over the visiting Edmonton Oilers.

OCTOBER 12

1992: Pavel Bure scored four goals and added an assist to lead the Canucks to an 8-1 win over the Winnipeg Jets, in Vancouver. Bure scored his first NHL hat trick in the second period, and finished with 10 shots and two shorthanded goals in the game.

1995: Kirk McLean became the first goaltender to appear in 400 games in a Canucks' uniform as Vancouver tied 7-7 at Los Angeles.

ON THIS DAY IN CANUCKS HISTORY

OCTOBER 13

1997: Kirk McLean became the first goaltender to record 20 career shut-outs with Vancouver, in a 3-0 win over the visiting Edmonton Oilers.

2006: Markus Naslund became just the 2nd player to score 300 goals in a Vancouver Canucks uniform, during a 6-4 loss to the visiting San Jose Sharks. The milestone came just 8 days after Trevor Linden became the first 300 goal scorer in Vancouver history.

OCTOBER 15

2013: Henrik Sedin had two assists to reach the 800 point milestone as the Canucks beat the Flyers 3-2.

OCTOBER 16

1993: Pat Quinn became the ninth coach in NHL history to win 100 games with two different teams (Philadelphia and Vancouver) when the Canucks beat the Oilers 3-2 in Edmonton.

2000: Rookie Henrik Sedin scored his first career NHL goal and picked up an assist on twin brother Daniel's second goal of the season as Vancouver won 5-2 against the visiting Toronto Maple Leafs.

2008: Alain Vigneault picked up the 200th coaching victory of his NHL career when the Vancouver Canucks beat the Red Wings 4-3 in Detroit. Alex Burrows had an assist and scored the winner 27 seconds into overtime.

OCTOBER 17

2006: Markus Naslund became the Canucks' all-time leading goal scorer, when he picked up the 301st of his career with the team in a 2-1 loss at Edmonton. He broke the record of 300 set by Trevor Linden just two weeks earlier.

2013: Roberto Luongo earned his 63rd career shutout -- and became the second goalie in NHL history to earn at least one shutout in each of his first 14 NHL seasons as the Canucks beat the Sabres 3-0 in Buffalo.

2014: Ryan Miller became the second goalie in Vancouver history to win his first three games with the Canucks, recording his 30th career shutout (first with Vancouver) in a 2-0 victory at Edmonton. The win also gave Miller a 9-0 record against the Oilers.

OCTOBER 18

2016: The Canucks became the first team in NHL history to win their first 3 games of the season while never leading in regulation when Bo Horvat tied the game with 2:55 left in regulation & Henrik Sedin scored at 1:40 of OT for 2-1 victory over visiting St. Louis.

OCTOBER 20

2016: Vancouver improved to 4-0-0 to start the season for just the second time in franchise history with a 2-1 win over the visiting Sabres.

OCTOBER 21

1983: Tony Tanti tied a team record by scoring a point in the eighth straight game from the start of the season, and the Canucks beat New Jersey 5-4 for their first team win over the visiting Devils.

1993: Pavel Bure scored twice, including the 100th goal of his NHL career, and Trevor Linden added two goals and an assist to lead the Canucks to a 6-3 win against the Flames, at Calgary.

OCTOBER 22

1983: Tony Tanti set a team record by scoring a point in the Canucks' ninth straight game from the start of the season, a 5-5 tie at Edmonton. It was also the first regular season overtime game in Canucks history.

2011: Sami Salo tied a franchise record for defencemen with his 19th career game-winning goal for Vancouver; this one came at 4:39 of OT to give the Canucks a 3-2 win over the visiting Minnesota Wild.

OCTOBER 23

1970: Wayne Maki scored the only Canucks' goal as they earned their first NHL tie, a 1-1 draw in their first home game against the St. Louis Blues.

OCTOBER 24

1991: Vancouver Canucks set a franchise record for most wins in the month of October, when they got their 8th of the month, a 3-1 win

over the visiting Washington Capitals. Trevor Linden led the scoring with a goal and two assists.

OCTOBER 25

1977: Mike Walton set a team record by scoring a point in the Canucks' sixth straight game from the start of the season, a 3-1 win over the visiting Los Angeles Kings.

1983: Tony Tanti extended his team record by scoring a point in the Canucks' 10th straight game from the start of the season, and the Canucks recorded the 350th win in franchise history, 7-1 over the visiting St. Louis Blues.

2000: Bob Essensa became the first goaltender in Vancouver history to win his first four games with the team when the Canucks beat the Stars 6-2 at Dallas.

2009: Roberto Luongo set a Vancouver franchise record with his 21st career shutout with the team (the 48th of his NHL career) as the Canucks beat the visiting Edmonton Oilers 2-0. He broke the mark of 20 shutouts set by Kirk McLean.

OCTOBER 26

1982: Thomas Gradin tied a team record with four assists, and Stan Smyl scored two goals and an assist in the first period to lead the Canucks to an 8-1 win over the visiting Hartford Whalers.

OCTOBER 27

1970: Vancouver played their first game against the other new expansion team, Buffalo; Rosaire Pailment scored a goal and added two assists to lead the Canucks to a 7-2 win over the visiting Sabres.

1971: Vancouver Canucks had their first shutout in team history, a 0-0 tie in Toronto. Dunc Wilson recorded his first career shutout for the Canucks, while Bernie Parent picked up his 12th career shutout (and first with Toronto).

OCTOBER 28

2007: Trevor Linden tied Stan Smyl as the Canucks' all-time leader in assists (with 411) in a 3-2 loss to the visiting Detroit Red Wings.

OCTOBER 29



1974: Chris Oddleifson set a team record for fastest goal from the start of a game, when he scored just :11 into a 7-0 win over the visiting Detroit Red Wings.

1991: Kirk McLean became the first goaltender in NHL history to win nine games in the month of October, when he led the Canucks to a 4-3 over the visiting New Jersey Devils.

OCTOBER 30

2003: Vancouver Canucks became just the third team in NHL history to score the first goal of the game in its first 10 games of the season, in a 3-1 win over the Kings in Los Angeles.

OCTOBER 31

2003: Vancouver Canucks became just the second team in NHL history to score the first goal of the game in its first 11 games of the season, in a 4-1 win against the Coyotes at Phoenix.

2008: Roberto Luongo stopped 12-of-13 Anaheim attempts in the shootout and celebrated his 500th career NHL game with a 7-6 shootout win in Anaheim. Mattias Ohlund scored the deciding goal in the 13th round.

NOVEMBER

NOVEMBER 1

1975: Dennis Kearns became the first Vancouver Canucks defenceman to accumulate 100 career points when he picked up an assist in a 3-3 tie at St. Louis.

1978: Rookie Glen Hanlon was in net for his first career shutout as the Canucks recorded their first shutout at Chicago, a 1-0 win over the Blackhawks.

1996: Pavel Bure picked up four assists as the Vancouver Canucks recorded the 300th road victory in franchise history, a 5-4 overtime win at Edmonton.



2014: Vancouver goalie Ryan Miller improved to 10-0-0 all-time against the Oilers when the Canucks won 3-2 at Edmonton.

NOVEMBER 2

2008: Mattias Ohlund became just the second defenceman to appear in 700 games as a member of the Vancouver Canucks, and picked up an assist in a 3-2 loss to the visiting Detroit Red Wings.

2013: Vancouver retired Pavel Bure's #10 jersey before a 4-0 win over visiting Toronto. Roberto Luongo made 21 saves for his 64th career shutout.

NOVEMBER 3

1972: Rookie Gerry O'Flaherty scored his 1st of 2 NHL goals in a 7-2 win vs Islanders. It came exactly 32 years after his father John scored his first goal making them the first father-son combo to get their 1st NHL goals on the same date.

1991: Stan Smyl became the first Vancouver Canuck to have his uniform number retired, when his #12 sweater was honoured in a pregame ceremony before a 7-2 win over the Oilers. Igor Larionov led the scoring with his first career hat trick.

2003: Vancouver Canucks tied an NHL record (set by Philadelphia in 1985.86) by scoring first in the 12th straight game from the start of season, in a 5-1 win against the visiting Detroit Red Wings.

NOVEMBER 4

1970: Pat Quinn scored his first goal with Vancouver and added an assist as the Canucks played in Pittsburgh for the first time in team history, losing 8-3 to the Penguins.

2014: Ryan Miller became the first goaltender in Vancouver history to win 9 of his first 10 starts with the club as the Canucks beat the Avalanche 5-2 in Colorado.

NOVEMBER 5

1970: Vancouver Canucks won 4-1 at Buffalo, for their first road victory in the NHL. Danish-born Poul Popiel scored two goals to lead the scoring.

1974: Andre Boudrias became the first player in Vancouver Canucks history to score 100 goals when he got the game winner in a 2-1 victory over the New York Rangers.

1976: Don Lever became the second Vancouver Canucks player to score 100 goals, when he opened the scoring in a 4-1 win over the Los Angeles Kings.

1987: Stan Smyl appeared in his 684th game and passed Harold Snepsts as Canucks' all-time leader in regular season games. Canucks won 4-3 in Philadelphia on a Greg Adams' goal with 11 seconds remaining in the game.

NOVEMBER 6

1988: Tony Tanti collected an assist, and became the fourth Canuck in history to register 400 points. Canucks lost 4-2 at Boston.

2014: Ryan Miller became the first goaltender in Vancouver history to win 10 of his first 11 games with the Canucks (improving to 10-1-0), with a 3-2 victory at San Jose.

NOVEMBER 8

1978: Dennis Kearns became first player in Vancouver Canucks history to play in 500 games, during a 6-4 win at Detroit.

2007: Trevor Linden became the Vancouver Canucks all-time leader in assists (breaking Stan Smyl's record of 411) in a 3-2 win at Calgary.

NOVEMBER 9

1977: Jere Gillis became just the second rookie in team history to score a hat trick (first of his career) and also picked up an assist in an 8-6 loss in St. Louis.

NOVEMBER 11

2010: Daniel Sedin scored 33 seconds into the game and added an assist and rookie Mario Bliznak scored the only goal of his 6 game NHL career in a 6-2 win at Ottawa.

NOVEMBER 12

1974: Vancouver Canucks picked up the 100th win in team history, with a 1-0 victory over visiting Chicago. Gary Smith recorded his 20th career shutout, and the Canucks' first ever against the Blackhawks.

1992: Gino Odjick set a team record with 47 penalty minutes in the third period as the Canucks lost 7-4 to the Kings at Los Angeles.

1996: John McCaw agreed to purchase all shares in Orca Bay Sports & Entertainment held by Arthur Griffiths.

NOVEMBER 13

1979: Rick Blight tied club record with a goal in his sixth straight contest, a 5-3 win against the Flames in Atlanta.

1997: Vancouver Canucks relieved Tom Renney of his duties, and named Mike Keenan as his replacement.

NOVEMBER 14

1982: Thomas Gradin became the fifth player in Vancouver history to score 300 points, reaching the milestone in 330 games, as Vancouver lost 6-5 to the Jets, at Winnipeg.

1989: Brian Bradley got a goal at 17:12 of the first period, to score the 5,000th goal in Canucks' franchise history. Vancouver tied 4-4 against Washington.

1996: Rookie Mike Fountain became the 18th goaltender in NHL history to record a shutout in his first career game as the Canucks won 3-0 at New Jersey. Fountain made 40 saves in his NHL debut to record his only NHL shutout (the Canucks' first against the Devils)

1996: Dave Babych became the 3rd player in NHL history to play 300 or more career games with 3 different teams, when the Canucks won 3-0 at New Jersey. Babych joined Bill Gadsby and Joe Mullen as the only "3 x 300" players in NHL history.

2006: Trevor Linden became just the second player in Vancouver Canucks history to register 400 career assists, and the first to register 700 points, in a 3-2 loss to the visiting Detroit Red Wings.

2009: Henrik Sedin scored his first career hat trick to lead the Canucks to an 8-2 win at Colorado.

2016: Pat Quinn was posthumously inducted into the Hockey Hall of Fame.

NOVEMBER 15

1970: Wayne Maki set a team record for most penalty minutes in one period, when he picked up 30 PIM in a 4-2 loss at Chicago. Maki got 2 majors, a misconduct and a game misconduct during the second period.

1974: Bobby Lalonde set a team record for fastest goal from the start of a period (other than the first) when he scored just :08 into the third period in a 2-2 tie against the visiting Los Angeles Kings.

1981: Ivan Boldirev tied a club record with three goals (his 8th career hat trick) and added two assists as the Canucks picked up their first road victory in Calgary, beating the Flames 7-4.

ON THIS DAY IN CANUCKS HISTORY

NOVEMBER 16

1995: Trevor Linden became the first player in Vancouver Canucks history to score one or more points in each of the team's first 10 road games of the season; he reached the mark with a goal in a 2-2 tie against the Panthers in Florida.

1996: Gino Odjick passed Garth Butcher to become the Canucks' all-time leader in career penalty minutes, when the Canucks lost 6-1 at Montreal. Butcher had recorded 1,668 penalty minutes with Vancouver.

2004: Francesco Aquilini became a local ownership partner for John McCaw and the Vancouver Canucks, purchasing 50 percent of the hockey club and General Motors Place.

NOVEMBER 17

1988: Rookie Trevor Linden scored his first NHL hat trick, and added an assist, in a 7-6 loss to the North Stars at Minnesota. Defenceman Harold Snepsts became only the second Vancouver player to appear in 700 games.

2016: Ben Hutton scored at 2:34 of OT to become the first player in Canucks history to get a penalty shot goal in overtime, as the Canucks beat the visiting Coyotes 3-2.

NOVEMBER 19

1972: Bobby Schmautz scored four goals (including a natural hat trick in the second period) to become the first Canucks player to score hat tricks in consecutive games, as Vancouver beat Buffalo 9-5.

1974: Vancouver Canucks set a franchise record for most wins in one calendar month, when they picked up their 7th of the month in a 6-3 win over the visiting St. Louis Blues.



1981: Harold Snepsts became the third player in Canucks history to appear in 500 games, as Vancouver defeated Detroit 8-3. Stan Smyl earned his 200th career point in the game, the ninth Canuck to do so.

1985: Petri Skriko scored his first NHL hat trick and added an assist in a 7-5 Vancouver win at Detroit.

1998: Mike Keenan became just the sixth coach to record 500 career NHL victories, and Garth Snow recorded his 5th career shutout as Vancouver won 5-0 at Colorado, to end a 15-game winless streak against the Avalanche, (0-12-3 since December 1995).

2006: Markus Naslund became the second player in team history to score 100 power-play goals with Vancouver and rookie Patrick Coulombe scored the only point of his 7 game NHL career with an assist in a 2-1 win over the visiting Blackhawks.

NOVEMBER 20

1983: Tony Tanti scored his 20th goal of the season in an 8-3 win over Los Angeles. Tanti became the fastest Canuck to reach 20 goals, and attained the mark in 21 games.

2008: Coach Alain Vigneault picked up his 100th win with Vancouver when the Canucks beat the Wild 3-2 at Minnesota. The victory gave him a record of 100-65-19 with Vancouver.

NOVEMBER 21

1974: Vancouver Canucks set a franchise record for most wins in one calendar month, when they picked up their 8th of the month (and first-ever road victory in Philadelphia) a 4-3 win over the Flyers.

1984: Vancouver coach Bill LaForge was relieved of his duties after only 20 games, the shortest tenure of any coach in team history. LaForge was 4-14-2 before GM Harry Neale took his place.

1986: Petri Skriko became the second player in team history to score hat tricks in two straight games, and finished with four goals as the Canucks lost 8-5 to the New York Rangers.

2007: Markus Naslund tied a team record (set by Tony Tanti) with his 10th career hat trick with the Canucks, in a 4-2 win over the Minnesota Wild.

2015: Daniel Sedin scored his 6th career hat trick and added an assist to become the 2nd player in Vancouver history to score 900 career points, and brother Henrik added a goal and four assists to tie a career-high for points in a game, in a 6-3 win over the visiting Blackhawks.

NOVEMBER 22

1985: Stan Smyl became the first player in Vancouver Canucks history to score 200 career NHL goals. The milestone goal came in a 6-5 loss to New Jersey.

2003: Markus Naslund became the 4th player to score 500 career points as a member of the Canucks when he scored a goal and two assists in a 5-3 loss to the visiting Maple Leafs.

NOVEMBER 23

1992: Pavel Bure tied a team record with his 15th goal in the month of November; he finished the night with a goal and two assists in a 5-2 win over the visiting Blackhawks, and matched the mark set by Darcy Rota in March 1983.

2007: Roberto Luongo established a shutout streak stretching over five games from November 23 to December 2. The streak included three consecutive shutouts vs Chicago, Anaheim and Columbus. The Canucks netminder set a new franchise record and surpassed his personal best record playing 210:34 without allowing a goal.

2011: Alain Vigneault became the winningest coach in Vancouver Canucks history with his 247th team win, a 3-0 win at Colorado. Cory Schneider recorded his second career shutout as Vigneault broke the mark of 246 wins held by Marc Crawford.



2014: Jannik Hansen scored his first career hat trick, rookie Bo Horvat added three assists and Daniel Sedin became the third player in franchise history to play 1,000 games with Vancouver as the Canucks beat the visiting Blackhawks 4-1.

NOVEMBER 25

2002: Trevor Linden scored to become Vancouver's all-time leading goal scorer, passing Stan Smyl with his 263rd goal, as the Canucks won 2-1 over the Wild at Minnesota.

2011: Sami Salo set a franchise record for defencemen with his 20th career game winning goal for Vancouver and Cory Schneider became the first goalie in team history to get back-to-back shutouts in consecutive road games in a 5-0 win at Phoenix.

NOVEMBER 26

1980: Vancouver recorded the 100th road victory in franchise history and set a team record for fastest three goals, when Curt Fraser, Stan Smyl and Bobby Schmautz combined to score in a span of :56 during the third period of a 7-4 win at Pittsburgh.

NOVEMBER 27

1974: Andre Boudrias picked up two assists to become the first player in Vancouver Canucks history to score 300 career points. They came in a 6-1 win over the Blues. It was also the Canucks 9th win of the month, a new franchise record.

2002: Vancouver set a franchise record with their 8th consecutive victory, 3-2 over the Hurricanes at Carolina. It was also the Canucks' 100th win of the month, tying a franchise record.

2003: Dan Cloutier recorded his 100th NHL victory, and Markus Naslund scored with 46.2 seconds remaining in overtime and added an assist to give the Canucks a 3-2 win against the Senators at Ottawa.


NOVEMBER 28

1992: Pavel Bure set a team record for most goals in one month, with his 16th goal of November (along with an assist) in a 6-5 win at Montreal; he broke the mark of 15 goals by Darcy Rota in March 1983.
2013: Daniel Sedin scored his 300th career NHL goal and added an assist to help the Vancouver Canucks to a 5-2 win at Ottawa.

NOVEMBER 29

2002: Vancouver Canucks won 11 games in one calendar month for the first time in franchise history, when they beat the Lightning 5-3 at Tampa Bay. They also extended their franchise-record winning streak to nine straight games.
2007: Roberto Luongo became the first goalie in Vancouver Canucks history to record three straight shutouts (the 36th of his career) in a 2-0 win over the visiting Blue Jackets.

NOVEMBER 30



1974: Vancouver Canucks won their 10th game in one calendar month for the first time in franchise history and Gary Smith became the first goaltender in team history to get 4 shutouts in one season, in a 3-0 win over the visiting New York Islanders.
2002: Vancouver Canucks won 12 games in one calendar month for the first time in franchise history, when they beat the Panthers 5-2 at Florida. They also extended their franchise-record winning streak to 10 straight games.

DECEMBER

DECEMBER 1

1987: Stan Smyl became the first player in team history to get 600 career points, when he scored a goal in a 3-1 win over the Quebec Nordiques.
1996: Trevor Linden's Iron man streak of 482 consecutive regular season NHL games played came to an end vs Philadelphia when he suffered a grade-2 medial collateral ligament sprain in his knee.

DECEMBER 2

1969: NHL Board of Governors announced in New York that expansion franchises had been awarded to Buffalo and Vancouver. The two new teams would begin play in 1970-71, and would raise the NHL team total to 14.
1987: Petri Skriko became the 11th player in Vancouver Canucks team history to record 100 goals when he scored twice in a 3-3 tie, at Montreal.
1990: Garth Butcher set a team record for defencemen with four assists, as the Canucks won 5-1 against the Jets, at Winnipeg.
2014: Daniel Sedin had two goals and an assist (all on the power play) in a 4-3 win at Washington. His goals gave him 114 career power-play goals, tying the team mark set by Markus Naslund.

DECEMBER 4

1996: Jyrki Lumme became the highest goal-scoring defenceman in Vancouver history, with his 66th career Canucks' goal in a 7-6 OT win at Buffalo. Lumme passed Doug Lidster, who had 65 goals with Vancouver.

DECEMBER 5

1976: Vancouver Canucks celebrated their 500th all-time NHL game with a 4-2 victory at Chicago.
1978: Glen Hanlon tied a team rookie record with his second career shutout, a 3-0 win over the visiting Atlanta Flames.
1979: 19-year-old rookie Brent Ashton became the first teenager in team history to score two goals in a game as the Canucks tied the Penguins 3-3 in Pittsburgh.
1990: Stan Smyl scored his 262nd and final career goal in a 9-4 loss at New Jersey.
2007: Markus Naslund became the Vancouver Canucks all-time leading point scorer, when he picked up his 725th with the team in a 3-2 win at Chicago; Naslund passed teammate Trevor Linden, who had 724 points.



2007: Mattias Ohlund tied a team record for defencemen with his 83rd career goal as a member of the Canucks, in a 3-2 win at Chicago; he matched the mark of 83 goals set by Jyrki Lumme.

DECEMBER 6

1989: Tony Tanti became the first player in Vancouver Canucks history to score 100 career power-play goals, when he picked up 2 PPG's in a 5-4 overtime loss at Los Angeles.

DECEMBER 7

1985: Stan Smyl became the second player in team history to score 500 points. He got Vancouver's only goal in a 2-1 loss at Washington.

DECEMBER 8

1987: Stan Smyl became the first Vancouver Canuck to appear in 700 regular season games as Vancouver dropped a 3-2 decision to the Minnesota North Stars.
2000: Harold Druken became the first native of Newfoundland to score a hat trick in an NHL game, in a 6-1 win over the Sharks at San Jose.

DECEMBER 9

1982: Rookie Patrik Sundstrom scored his first career hat trick, as the Canucks lost 9-6 to the North Stars, at Minnesota.
1993: Rookie Neil Eisenhut scored the only goal of his NHL career and Cliff Ronning scored at :37 of overtime as the Canucks were credited with the 250th road victory in team history with a 3-2 win at Boston.
2005: Vancouver Canucks won their first shootout game in team history, a 3-2 victory over the visiting Ottawa Senators.

DECEMBER 10

1974: Bob Dailey scored the 1,000th goal in team history, in a 3-0 win over the visiting California Seals. Gary Smith made 19 saves for his fifth shutout of the year, a Canucks' team record.
1980: Bobby Schumatz set a team record with four points in the third period (2-2-4), as the Canucks defeated the Leafs 8-5 at Toronto. Per-Olov Brasar also collected four points (2-2-4).

DECEMBER 11

2010: Markus Naslund became the third player in team history to have his uniform number retired, when his #19 jersey was raised to the rafters in a pregame ceremony before a 5-4 OT loss to the visiting Tampa Bay Lightning.
2010: Cory Schneider set a franchise record for goaltenders with two assists in a 5-4 overtime loss to the visiting Tampa Bay Lightning.

ON THIS DAY IN CANUCKS HISTORY

DECEMBER 12

1970: Orland Kurtenbach became the first player in Vancouver Canucks history to score a hat trick. He scored his only career hat trick and added an assist in a 5-2 win over the California Golden Seals, three months into the team's first NHL season.

2009: Henrik Sedin became the fifth player to score 500 career points in a Vancouver Canucks uniform when he picked up three first-period assists in a 4-3 win over the visiting Minnesota Wild.

DECEMBER 13

1977: Pit Martin scored his 300th career NHL goal and defenceman Harold Snepsts picked up three assists as the Canucks won 3-1 over the visiting Capitals.

1984: Richard Brodeur appeared in his 209th game for Canucks, to become the team's all-time leader in goaltending appearances. Canucks won 5-4 at Montreal, as Brodeur faced 51 shots.

1997: Gino Odjick became the 5th NHL player to accumulate 2,000 career penalty minutes with one team, in the Canucks 5-2 loss to Colorado. Odjick joined Boston's Terry O'Reilly, Montreal's Chris Nilan, NJ's Ken Daneyko and Buffalo's Rob Ray.

DECEMBER 14

1986: Stan Smyl scored his 6th career hat trick in a 7-3 win in Chicago. Smyl's third goal was the 551st point of his NHL career and moved him past Thomas Gradin as the Canucks' all-time leading scorer.

2002: Markus Naslund scored four goals in a 6-3 win at Edmonton. Naslund became the NHL's first 20 goal scorer of the 2002-03 season and the fifth player in Vancouver history to get 200 goals.

DECEMBER 15

1970: Vancouver Canucks defeated Philadelphia 3-2 to set an NHL expansion team record with their sixth straight home victory. Canucks were 10-3-2 in their first 15 home games during their first NHL season.

2007: Mattias Ohlund became Vancouver's all-time goal scoring leader among defencemen, with his 84th goal with the Canucks in a 2-1 shootout loss at Edmonton; he broke the record of 83 previously set by Jyrke Lumme.

2011: Henrik Sedin collects his 700th career point, becoming just the ninth Swedish born NHL player to accomplish the feat.

DECEMBER 16

1972: Hal Laycoe replaced Bud Poile to become the second General Manager in Vancouver Canucks history.

1988: Goodwill ambassador Walter "Babe" Pratt, an original member of the Canuck organization and also a member of the Hockey Hall of Fame, passed away at the age of 72.

2000: Brendan Morrison became the second player in Vancouver history to get at least four assists in one game, while assisting on every Canucks' goal, in a 4-3 win in the Canucks' first home game against the Columbus Blue Jackets.

2016: Canucks honoured Mattias Ohlund as the sixth member of the Canucks Ring of Honour in a pre-game ceremony before a 4-2 win over the visiting Lightning.

DECEMBER 17

2008: Trevor Linden had his #16 jersey retired in a pregame ceremony before a 4-2 win over the visiting Edmonton Oilers.

DECEMBER 20

1995: Vancouver Canucks played the 2,000th game in team history, a 2-2 tie in Los Angeles. The tie gave the Canucks an all-time record of 724-980-296, since entering the NHL in 1970-71.

2014: Daniel Sedin became Vancouver's all-time leader in power-play goals when he scored the 115th of his career (breaking Markus Naslund's record) as the Canucks beat the visiting Flames 3-2 in overtime for their 9th straight win over Calgary.

DECEMBER 22

1976: Vancouver's first captain Orland Kurtenbach replaced Phil Maloney behind the bench to become the fifth coach in team history. Vancouver won its first game under Kurtenbach, 3-2 at Los Angeles.

1990: Bob McCammon became the sixth coach in NHL history to win 100 games with two different teams (Philadelphia and Vancouver) when the Canucks beat the visiting L.A. Kings 4-3.

1995: Alexander Mogilny set a team record with three goals within a span of 2:55 in the third period, and also had an assist as the Canucks won 6-2 at Anaheim.

2016: Henrik Sedin became the first player in franchise history to skate in 1,200 games, all in a Canucks' uniform; he reached the milestone in a 4-1 loss to the visiting Jets.

DECEMBER 23

1978: Glen Hanlon set a team record for rookie goalies with his third shutout of the season, a 2-0 win over the visiting L.A. Kings; it was also the Canucks' first-ever shootout against Los Angeles.

1986: Patrik Sundstrom scored two goals and an assist, including his 300th point during a 6-4 win over L.A. Sundstrom became the seventh Canuck to reach the 300 point mark.

1993: Vancouver beat Calgary 4-3 at an NHL neutral site game played in Saskatoon.

DECEMBER 26

1970: Andre Boudrias became the first Canucks player to score a goal with Vancouver two men short. He scored the goal against Tony Esposito of Chicago. The goal was the 100th in the team's brief history. Chicago won the game 4-2.

1972: Don Tannahill became the first Vancouver rookie to score three goals in a game, in a 4-3 win over the California Seals. It came in Vancouver's third season in the NHL.

1979: Brad Smith scored twice in a span of :17 as the Canucks defeated touring Soviet club Moscow Dynamo 6-2. The game featured two goals apiece by Stan Smyl and Brad Smith. Canucks scored three second period goals in a span of :43.

2003: Vancouver Canucks became the 15th team in league history to win 1,000 NHL games, when Dan Cloutier recorded his 12th career shutout in a 2-0 win over the Flames at Calgary.



2011: Henrik Sedin set a franchise record by playing his 535th straight game with the team, a 5-3 win over the visiting Edmonton Oilers; he broke the mark of 534 straight games previously set by Brendan Morrison.

2015: Jannik Hansen scored twice, including his first career overtime goal with 58.6 seconds remaining in OT for a 2-1 win over visiting Edmonton.

DECEMBER 27

2001: Trevor Linden became just the fourth player in franchise history to score 250 goals as a member of the Vancouver Canucks. The milestone goal—the game winner—came in a 4-2 win over the visiting Calgary Flames.

2006: Sami Salo tied a team record for defencemen when he scored his second overtime goal of the season; it came at 2:14 of OT to lead the Canucks to a 6-5 win against the visiting Calgary Flames.

DECEMBER 28

1977: Rick Blight scored twice and Curt Ridley became the first NHL goalie to shut out a touring Soviet team when the Canucks beat visiting Moscow Spartak 2-0 in Vancouver's first game against a touring Soviet team.

1991: Igor Larionov scored his second career hat trick in the second period to lead the Canucks to a 3-2 win over the Sharks, at San Jose. Kirk McLean picked up his 20th win of the season, becoming the fastest Canuck goaltender to reach the 20-win mark.

DECEMBER 29

1979: Per-Olov Brasar scored twice in a span of :33 early in the third period as the Canucks played host to Quebec for the first time in team history, and beat the visiting Nordiques 6-2.

1996: Canucks game vs San Jose Sharks is rescheduled due to extreme winter weather conditions. The previous cancellation of a Canucks game in Vancouver occurred on January 3rd, 1993 when the Canucks vs Tampa Bay game was cancelled due to extreme weather conditions.

DECEMBER 30

1984: Thomas Gradin became the first Canucks' player to register 300 career assists, as Vancouver scored four third period goals to tie the Edmonton Oilers, 7-7.

1988: Vancouver improved its all time record against touring Soviet hockey teams to 3-0, with a 6-1 win over Dynamo Riga.

2014: Ryan Miller made two penalty shot saves to record his 7th straight victory over the Sharks, when the Canucks won 3-1 at San Jose.

DECEMBER 31

1992: Vancouver extended their team-record home undefeated streak to 15 straight games (13-0-2) with a 4-0 win over the Kings. Kirk McLean recorded his 12th shutout with Vancouver, a new team record (Gary Smith had 11 career shutout with the Canucks).

1992: Vancouver Canucks set a franchise record for most wins in the month of December, when they got their 9th of the month, a 4-0 win over the visiting L.A. Kings.



1992: Pavel Bure tied a team record (set by Gerry Minor in 1980.81) with his sixth shorthanded goal of the season, then added a second goal in a 4-0 win against the visiting Los Angeles Kings.

1996: The first Vancouver Canucks pay-per-view game is broadcast by Orca Bay Sports & Entertainment. The game vs the Philadelphia Flyers is the first hockey game to be broadcast on pay-per-view in Canada and is the first of four games shown on pay-per-view.

CANUCKS AWARDS

THREE STARS AWARD

Awarded annually to the player who receives the most game star selections during the season.

2017.18	Jacob Markstrom	2006.07	Roberto Luongo	1995.96	Trevor Linden	1984.85	Richard Brodeur
2016.17	Ryan Miller	2005.06	Alex Auld	1994.95	Kirk McLean	1983.84	Patrik Sundstrom
2015.16	Daniel Sedin	2004.05	-	1993.94	Pavel Bure	1982.83	Thomas Gradin
2014.15	Ryan Miller	2003.04	Dan Cloutier	1992.93	Pavel Bure	1981.82	Richard Brodeur
2013.14	Ryan Kesler	2002.03	Markus Naslund	1991.92	Pavel Bure	1980.81	Richard Brodeur
2012.13	Cory Schneider	2001.02	Markus Naslund	1990.91	Trevor Linden	1979.80	Glen Hanlon
2011.12	Roberto Luongo	2000.01	Markus Naslund	1989.90	Kirk McLean	1978.79	Glen Hanlon
2010.11	Roberto Luongo	1999.00	Mark Messier	1988.89	Trevor Linden	1977.78	Cesare Maniago
2009.10	Henrik Sedin	1998.99	Garth Snow	1987.88	Kirk McLean	1976.77	Cesare Maniago
2008.09	Roberto Luongo	1997.98	Pavel Bure	1986.87	Petri Skriko	1975.76	Bobby Lalonde
2007.08	Roberto Luongo	1996.97	Martin Gelinias	1985.86	Richard Brodeur		

CYCLONE TAYLOR TROPHY

The Canucks M.V.P. as selected by the fans.

2017.18	Brock Boeser	2003.04	Markus Naslund	1990.91	Trevor Linden	1977.78	Cesare Maniago
2016.17	Bo Horvat	2002.03	Markus Naslund	1989.90	Kirk McLean	1976.77	Cesare Maniago
2015.16	Daniel Sedin	2001.02	Markus Naslund	1988.89	Trevor Linden	1975.76	Don Lever
2014.15	Radim Vrba	2000.01	Markus Naslund	1987.88	Tony Tanti	1974.75	Gary Smith
2013.14	Ryan Kesler	1999.00	Mark Messier	1986.87	Barry Pederson	1973.74	Gary Smith
2012.13	Cory Schneider	1998.99	Markus Naslund	1985.86	Stan Smyl	1972.73	Orland Kurtenbach
2011.12	Henrik Sedin	1997.98	Pavel Bure	1984.85	Richard Brodeur	1971.72	Orland Kurtenbach
2010.11	Daniel Sedin	1996.97	Martin Gelinias	1983.84	Patrik Sundstrom	1970.71	Orland Kurtenbach
2009.10	Henrik Sedin	1995.96	Trevor Linden	1982.83	Stan Smyl		
2008.09	Ryan Kesler	1994.95	Trevor Linden				
2007.08	Roberto Luongo			1981.82	Richard Brodeur		
2006.07	Roberto Luongo	1993.94	Pavel Bure	1980.81	Richard Brodeur		
2005.06	Alex Auld	1992.93	Pavel Bure	1979.80	Stan Smyl		
2004.05	-	1991.92	Kirk McLean	1978.79	Thomas Gradin, Glen Hanlon		

CYRUS H. MCLEAN TROPHY

Awarded annually to the Canucks leading point scorer at the end of the season.

2017.18	Brock Boeser & Daniel Sedin	2006.07	Daniel Sedin	1993.94	Pavel Bure	1980.81	Thomas Gradin
		2005.06	Markus Naslund	1992.93	Pavel Bure	1979.80	Stan Smyl
2016.17	Bo Horvat	2004.05	-	1991.92	Trevor Linden	1978.79	Ron Sedlbauer
2015.16	Daniel Sedin	2003.04	Markus Naslund	1990.91	Trevor Linden	1977.78	Mike Walton
2014.15	Daniel Sedin	2002.03	Markus Naslund	1989.90	Dan Quinn	1976.77	Rick Blight
2013.14	Henrik Sedin	2001.02	Markus Naslund	1988.89	Petri Skriko	1975.76	Dennis Ververgaert
2012.13	Henrik Sedin	2000.01	Markus Naslund	1987.88	Tony Tanti	1974.75	Andre Boudrias
2011.12	Henrik Sedin	1999.00	Markus Naslund	1986.87	Tony Tanti	1973.74	Andre Boudrias
2010.11	Daniel Sedin	1998.99	Markus Naslund	1985.86	Petri Skriko	1972.73	Bobby Schmautz
2009.10	Henrik Sedin	1997.98	Pavel Bure	1984.85	Patrik Sundstrom	1971.72	Andre Boudrias & Orland Kurtenbach
2008.09	Daniel Sedin & Henrik Sedin	1996.97	Alexander Mogilny	1983.84	Patrik Sundstrom		
		1995.96	Alexander Mogilny	1982.83	Stan Smyl	1970.71	Andre Boudrias
2007.08	Henrik Sedin	1994.95	Pavel Bure	1981.82	Thomas Gradin		

WALTER (BABE) PRATT TROPHY

The Canucks most outstanding defenceman as chosen by the fans.

2017.18	Alex Edler	2005.06	Mattias Ohlund	1993.94	Jyrki Lumme	1981.82	Harold Snepsts
2016.17	Troy Stecher	2004.05	-	1992.93	Dana Murzyn	1980.81	Kevin McCarthy
2015.16	Ben Hutton	2003.04	Mattias Ohlund	1991.92	Jyrki Lumme	1979.80	Harold Snepsts
2014.15	Chris Tanev	2002.03	Ed Jovanovski	1990.91	Doug Lidster	1978.79	Harold Snepsts
2013.14	Dan Hamhuis	2001.02	Ed Jovanovski	1989.90	Paul Reinhart	1977.78	Harold Snepsts
2012.13	Dan Hamhuis	2000.01	Ed Jovanovski	1988.89	Paul Reinhart	1976.77	Dennis Kearns
2011.12	Alex Edler	1999.00	Mattias Ohlund	1987.88	Jim Benning	1975.76	Dennis Kearns
2010.11	Christian Ehrhoff	1998.99	Adrian Aucoin	1986.87	Doug Lidster	1974.75	Bob Dailey
2009.10	Christian Ehrhoff	1997.98	Mattias Ohlund	1985.86	Doug Lidster	1973.74	Jocelyn Guevremont
2008.09	Willie Mitchell	1996.97	Jyrki Lumme	1984.85	Doug Lidster	1972.73	Barry Wilkins
2007.08	Willie Mitchell	1995.96	Jyrki Lumme	1983.84	Rick Lanz		
2006.07	Kevin Bieksa	1994.95	Jeff Brown	1982.83	Doug Halward		

FRED J. HUME AWARD

Awarded annually to the unsung hero as selected by the Canucks Booster Club.

2017/18	Derek Dorsett	2005.06	Jarkko Ruutu	1993.94	John McIntyre	1981.82	Lars Lindgren
2016.17	Markus Granlund	2004.05	–	1992.93	Cliff Ronning	1980.81	Per-Olov Brasar
2015.16	Jannik Hansen	2003.04	Brent Sopel	1991.92	Garry Valk	1979.80	Kevin McCarthy
2014.15	Derek Dorsett	2002.03	Matt Cooke	1990.91	Steve Bozek	1978.79	Harold Snepsts
2013.14	Eddie Lack	2001.02	Scott Lachance	1989.90	Steve Bozek	1977.78	Harold Graves
2012.13	Jannik Hansen	2000.01	Murray Baron	1988.89	Rich Sutter	1976.77	Hilliard Graves
2011.12	Chris Higgins	1999.00	Andrew Cassels	1987.88	Rich Sutter	1975.76	Mike Robitaille
2010.11	Jannik Hansen	1998.99	Adrian Aucoin	1986.87	Garth Butcher	1974.75	Garry Monahan
2009.10	Mason Raymond	1997.98	Brian Noonan	1985.86	Brent Peterson	1973.74	Don Lever
2008.09	Steve Bernier	1996.97	Mike Sillinger	1984.85	Doug Lidster	1972.73	Dennis Kearns
2007.08	Alex Burrows	1995.96	Martin Gelinias	1983.84	Jiri Bubla	1971.72	Ron Ward
2006.07	Kevin Bieksa	1994.95	Martin Gelinias	1982.83	Doug Halward	1970.71	Barry Wilkins

PAVEL BURE AWARD

Awarded annually to the "Most Exciting Player" as selected by the fans.

2017/18	Brock Boeser	2005.06	Anson Carter	1993.94	Pavel Bure	1981.82	Thomas Gradin
2016.17	Bo Horvat	2004.05	–	1992.93	Pavel Bure	1980.81	Tiger Williams
2015.16	Bo Horvat	2003.04	Todd Bertuzzi	1991.92	Pavel Bure	1979.80	Stan Smyl
2014.15	Radim Vrba	2002.03	Todd Bertuzzi	1990.91	Trevor Linden	1978.79	Thomas Gradin
2013.14	Zack Kassian	2001.02	Todd Bertuzzi	1989.90	Brian Bradley	1977.78	Hilliard Graves
2012.13	Jannik Hansen	2000.01	Markus Naslund	1988.89	Trevor Linden	1976.77	Bobby Lalonde
2011.12	David Booth	1999.00	Todd Bertuzzi	1987.88	Tony Tanti	1975.76	Bobby Lalonde
2010.11	Ryan Kesler	1998.99	Markus Naslund	1986.87	Tony Tanti	1974.75	Bobby Lalonde
2009.10	Alex Burrows	1997.98	Pavel Bure	1985.86	Tony Tanti	1973.74	Don Lever
2008.09	Alex Burrows	1996.97	Martin Gelinias	1984.85	Tony Tanti	1972.73	Bobby Schmutz
2007.08	Alex Burrows	1995.96	Alexander Mogilny	1983.84	Tony Tanti	1971.72	Andre Boudrias
2006.07	Roberto Luongo	1994.95	Pavel Bure	1982.83	Darcy Rota	1970.71	Andre Boudrias

NHL ALL-STARS

ALL-STARS

LW	Daniel Sedin	First Team	2011	LW	Markus Naslund	First Team	2003	RW	Pavel Bure	First Team	1994
C	Henrik Sedin	First Team	2011	RW	Todd Bertuzzi	First Team	2003	G	Kirk McLean	Second Team	1992
C	Henrik Sedin	First Team	2010	LW	Markus Naslund	First Team	2002	C	Trevor Linden	All-Rookie Team	1989
LW	Daniel Sedin	Second Team	2010	D	Mattias Ohlund	All-Rookie Team	1998	RW	Jim Sandlak	All-Rookie Team	1987
G	Roberto Luongo	First Team	2007	RW	Alex Mogilny	Second Team	1996				
LW	Markus Naslund	First Team	2004	G	Corey Hirsch	All-Rookie Team	1996				


ALL-STAR GAME REPRESENTATIVES

2018	Brock Boeser (MVP)	2003	Markus Naslund	1985	Thomas Gradin
2017	Bo Horvat		Todd Bertuzzi	1984	Darcy Rota, (replaced Tony Tanti)
2016	Daniel Sedin		Ed Jovanovski	1983	John Garrett (replaced Richard Brodeur)
2015	Radim Vrba		Marc Crawford (first Canucks Head Coach named to coach All-Star Team)	1982	Harold Snepsts
2014	No All-Star Game			1981	Tiger Williams, Kevin McCarthy (vote)
2013	No All-Star Game	2002	Markus Naslund	1980	Lars Lindgren
2012	Daniel Sedin		Ed Jovanovski	1979	Challenge Cup (no game)
	Henrik Sedin	2001	Markus Naslund	1978	Dennis Vervegaert
	Alex Edler		Ed Jovanovski	1977	Harold Snepsts
	Cody Hodgson (YoungStars)	2000	Mark Messier	1976	Dennis Vervegaert
2011	Ryan Kesler	1999	Markus Naslund	1975	Gary Smith (vote), Tracy Pratt
	Daniel Sedin		Mattias Ohlund	1974	Bobby Schmutz, Jocelyn Gueuremont
	Henrik Sedin	1998	Pavel Bure	1973	Bobby Schmutz
	Alain Vigneault (coach)		Mark Messier	1972	Dale Tallon
2010	No All-Star Game	1997	Pavel Bure	1971	Dale Tallon
2009	Roberto Luongo	1996	Alexander Mogilny		
	Mason Raymond		Pavel Bure		
	(YoungStars Sophomore)		(fan vote, could not play due to injury)		
2008	Henrik Sedin	1995	No All-Star Game		
	Roberto Luongo (Voted a starter – unable to attend)	1994	Pavel Bure (fan vote)		
		1993	Pavel Bure (fan vote)		
2007	Roberto Luongo (Voted a starter)	1992	Trevor Linden, Kirk McLean		
2006	No All-Star Game	1991	Trevor Linden		
2005	No All-Star Game	1990	Kirk McLean		
2004	Markus Naslund	1989	Paul Reinhart		
	(Western Conference Team Captain)	1988	Greg Adams		
	Todd Bertuzzi (Voted a starter)	1987	Rendez-Vous (no game)		
	Marc Crawford (Assistant Coach)	1986	Tony Tanti		

NHL AWARDS



HART MEMORIAL TROPHY
2010, Henrik Sedin



ART ROSS TROPHY
2011, Daniel Sedin
2010, Henrik Sedin



CALDER MEMORIAL TROPHY
1992, Pavel Bure



JACK ADAMS AWARD
2007, Alain Vigneault
1992, Pat Quinn



FRANK J. SELKE TROPHY
2011, Ryan Kesler



WILLIAM M. JENNINGS TROPHY
2011, Roberto Luongo & Cory Schneider



KING CLANCY MEMORIAL TROPHY
2018, Daniel & Henrik Sedin
2016, Henrik Sedin
1997, Trevor Linden



**TED LINDSAY AWARD
(LESTER B. PEARSON)**
2011, Daniel Sedin
2003, Markus Naslund




GENERAL MANAGER OF THE YEAR
2011, Michael D. Gillis



NHL FOUNDATION PLAYER AWARD
2008, Trevor Linden



CLARENCE S. CAMPBELL BOWL
2011, 1994, 1982



PRESIDENTS' TROPHY
2011, 2012

SCOTIABANK FAN FAV AWARD
2009, Roberto Luongo

BUD LIGHT/NHL MAN-OF-THE-YEAR
1992, Ryan Walter

REGULAR SEASON MONTHLY RECORDS

REGULAR SEASON MONTH BY MONTH RECORD

SEASON	OCT	NOV	DEC	JAN	FEB	MAR	APR	MAY
1970.71	3-6-2	6-7-1	5-7-0	1-10-2	3-7-1	5-8-2	1-1-0	
1971.72	4-7-2	3-7-2	2-8-0	5-6-1	2-12-1	3-10-2	1-0-0	
1972.73	3-7-1	5-7-1	3-7-4	3-9-1	2-11-1	6-6-1	DNP	
1973.74	4-3-1	1-9-3	3-8-2	4-9-1	5-5-3	5-8-1	2-1-0	
1974.75	5-3-2	10-3-2	5-4-1	3-10-0	5-5-1	5-7-4	3-0-0	
1975.76	3-6-2	5-5-3	5-4-1	5-5-4	7-7-1	6-5-4	2-0-0	
1976.77	4-7-1	2-10-1	4-9-1	5-6-2	3-7-2	6-2-6	1-1-0	
1977.78	3-3-2	3-7-3	4-5-4	4-7-3	2-9-2	3-11-2	1-1-1	
1978.79	4-5-1	5-8-1	4-8-1	4-6-4	2-6-3	5-9-1	1-0-2	
1979.80	4-3-3	6-5-3	4-8-1	1-11-1	4-5-3	5-5-5	3-0-0	
1980.81	6-3-1	7-4-4	4-4-5	3-5-5	2-9-2	6-5-2	0-2-1	
1981.82	4-5-3	7-5-1	3-7-4	3-7-3	7-3-3	4-6-3	2-0-0	
1982.83	4-6-2	5-5-4	4-6-2	4-7-2	4-7-1	9-4-3	0-0-1	
1983.84	5-6-1	6-6-1	4-8-2	4-8-2	7-7-1	6-4-2	DNP	
1984.85	1-10-0	3-9-2	4-6-3	5-7-2	5-5-1	7-7-0	0-2-1	
1985.86	5-4-2	4-9-1	4-8-1	3-6-3	2-7-2	4-7-4	1-3-0	
1986.87	2-7-1	5-8-1	4-8-1	4-8-3	4-7-2	7-5-0	3-0-0	
1987.88	2-6-1	6-7-1	4-8-3	4-9-2	5-8-0	3-8-2	1-0-0	
1988.89	5-5-2	6-7-3	4-7-0	5-6-2	8-5-0	5-7-1	0-2-0	
1989.90	7-5-1	2-7-3	3-7-4	2-11-1	6-6-2	5-5-3	DNP	
1990.91	6-6-0	6-6-2	5-9-1	2-9-2	5-6-2	4-7-2	DNP	
1991.92	9-3-1	7-4-2	6-4-3	7-3-1	5-6-2	7-5-2	1-1-1	
1992.93	5-4-1	9-5-1	9-1-1	6-4-5	6-5-0	5-8-1	6-2-0	
1993.94	7-3-0	7-7-0	5-8-0	6-5-2	5-5-1	8-8-0	3-4-0	
1994.95	-	-	-	1-3-1	4-4-5	6-6-2	7-5-3	0-0-1
1995.96	4-4-2	2-7-5	6-4-3	5-5-2	7-4-3	6-8-0	2-3-0	
1996.97	5-5-0	8-5-0	3-9-1	8-4-1	4-9-0	4-8-3	3-0-2	
1997.98	3-8-2	6-6-1	2-9-3	3-9-2	4-1-1	4-6-4	3-4-1	
1998.99	4-4-1	5-9-0	4-6-3	3-6-2	3-8-3	3-9-2	1-5-1	
1999.00	7-3-2 (1)	3-5-4	2-6-1 (2)	3-5-3 (3)	6-5-2	7-4-2 (2)	2-1-1	
2000.01	6-2-2 (1)	7-6-1 (1)	6-3-1 (2)	8-7-0	6-3-1 (1)	2-4-6 (2)	1-3-0	
2001.02	4-8-1	7-7-2	5-7-1	10-2-1 (1)	2-1-1 (2)	9-5-0	5-0-1	
2002.03	3-4-4	12-1-0	7-6-1	7-5-2	9-1-2	7-5-3 (1)	0-1-1	
2003.04	7-2-2	7-4-1 (2)	7-3-3	9-5-1	5-5-0 (2)	6-5-3 (1)	2-0-0	
2004.05	-	-	-	-	-	-	-	
2005.06	8-2-2	8-6-0	5-4-3	9-6-0	4-3-0	6-7-2	2-4-1	
2006.07	7-5-1	5-8-0	8-5-0	8-1-3	8-3-1	11-2-2	2-2-0	
2007.08	5-7-0	9-2-2	8-5-2	4-7-1	6-1-5	7-8-0	0-3-0	
2008.09	6-5-0	8-3-2	6-7-1	2-5-5	9-2-0	11-3-1	3-2-1	
2009.10	7-7-0	7-5-0	10-4-1	10-2-1	3-4-0	9-4-2	3-2-1	
2010.11	4-3-2	8-4-1	11-1-2	8-2-4	8-5-0	13-2-0	2-2-0	
2011.12	5-5-1	9-4-0	10-4-1	7-2-2	9-1-4	9-5-1	2-1-0	
2012.13	-	-	-	3-2-2	7-3-2	9-5-2	7-5-1	
2013.14	9-5-1	4-5-4	10-1-2	4-9-2	1-4-1	6-7-1	2-4-0	
2014.15	7-3-0	9-4-1	5-4-2	6-6-0	8-6-0	10-4-2	3-2-0	
2015.16	5-2-4	4-7-3	5-6-2	6-4-2	4-6-1	4-11-1	3-2-0	
2016.17	4-4-1	6-7-1	7-7-1	6-3-3	3-8-1	4-9-2	0-5-0	
2017.18	6-3-2	6-7-2	4-8-1	4-6-1	4-8-2	6-8-1	1-0-2	

CANUCKS

PLAYERS

IN THE SYSTEM

2017/18 REVIEW

OPPONENTS

HISTORY

ALL TIME RECORDS

PLAYOFFS

NHL

MEDIA SERVICES

SEASON OPENERS/HOME OPENERS

SEASON	DATE	RESULT	HOME	VISITOR		
2017/18	Oct. 7	Win	Vancouver	3	Edmonton	2
2016/17	Oct. 15	Win	Vancouver	2	Calgary	1 (SO)
2015/16	Oct. 7	Win	Calgary	1	Vancouver	5
2014/15	Oct. 8	Win	Calgary	2	Vancouver	4
2013/14	Oct. 3	Loss	San Jose	4	Vancouver	1
2012/13	Jan. 19	Loss	Vancouver	3	Anaheim	7
2011/12	Oct. 6	Overtime	Vancouver	3	Pittsburgh	4 (SO)
2010/11	Oct. 9	Overtime	Vancouver	1	Los Angeles	2 (SO)
2009/10	Oct. 1	Loss	Calgary	5	Vancouver	3
2008/09	Oct. 9	Win	Vancouver	6	Calgary	0
2007/08	Oct. 5	Loss	Vancouver	1	San Jose	3
2006/07	Oct. 5	Win	Detroit	1	Vancouver	3
2005/06	Oct. 5	Win	Vancouver	3	Phoenix	2
2004/05	-	-	-	-	-	-
2003/04	Oct. 9	Win	Vancouver	4	Calgary	1
2002/03	Oct. 10	Win	Calgary	0	Vancouver	3
2001/02	Oct. 4	Loss	Vancouver	4	Chicago	5
2000/01	Oct. 5	Loss	Philadelphia	6	Vancouver	3
1999/00	Oct. 2	Win	Vancouver	2	NY Rangers	1
1998/99	Oct. 12	Win	Vancouver	4	Los Angeles	2
1997/98	Oct. 4	Win	Vancouver	3	Anaheim	2 (Game played in Tokyo)
1996/97	Oct. 5	Win	Vancouver	3	Calgary	1
1995/96	Oct. 9	Loss	Vancouver	3	Detroit	5 (first game at Rogers Arena, formerly GM Place)
1994/95	Jan. 20	Tie	Vancouver	1	Dallas	1
1993/94	Oct. 6	Win	Los Angeles	2	Vancouver	5
1992/93	Oct. 6	Win	Edmonton	4	Vancouver	5
1991/92	Oct. 4	Win	Vancouver	4	San Jose	3
1990/91	Oct. 4	Loss	Calgary	3	Vancouver	2 (OT)
1989/90	Oct. 5	Loss	Vancouver	1	Edmonton	4
1988/89	Oct. 6	Tie	Vancouver	2	Winnipeg	2
1987/88	Oct. 8	Win	Vancouver	8	St. Louis	2
1986/87	Oct. 11	Win	Vancouver	4	St. Louis	3
1985/86	Oct. 10	Win	Los Angeles	5	Vancouver	6
1984/85	Oct. 11	Loss	Vancouver	2	Quebec	5
1983/84	Oct. 5	Loss	Vancouver	3	Calgary	5
1982/83	Oct. 5	Win	Vancouver	2	NY Islanders	1
1981/82	Oct. 6	Win	Vancouver	4	Colorado	2
1980/81	Oct. 10	Win	Vancouver	5	Detroit	3
1979/80	Oct. 9	Loss	Vancouver	2	St. Louis	5
1978/79	Oct. 11	Win	Vancouver	8	Colorado	2
1977/78	Oct. 12	Loss	NY Rangers	6	Vancouver	3
1976/77	Oct. 6	Loss	Pittsburgh	9	Vancouver	5
1975/76	Oct. 8	Win	Minnesota	2	Vancouver	3
1974/75	Oct. 9	Tie	Vancouver	3	Atlanta	3
1973/74	Oct. 10	Loss	Boston	6	Vancouver	4
1972/73	Oct. 7	Win	Vancouver	3	California	2
1971/72	Oct. 8	Loss	Vancouver	2	Toronto	3
1970/71	Oct. 9	Loss	Vancouver	1	Los Angeles	3

HOME OPENERS

Season	R	Home	Visitor	1993/94	W	Vancouver	1	Calgary	5		
2017/18	W	Vancouver	3	Edmonton	L	Vancouver	5	Edmonton	2		
2016/17	W (SO)	Vancouver	2	Calgary	L	Vancouver	4	San Jose	3		
2015/16	O (OT)	Vancouver	2	Calgary	L	Vancouver	2	Los Angeles	6		
2014/15	W (SO)	Vancouver	5	Edmonton	L	Vancouver	1	Edmonton	4		
2013/14	W	Vancouver	6	Edmonton	T	Vancouver	2	Winnipeg	2		
2012/13	L	Vancouver	3	Anaheim	W	Vancouver	8	St. Louis	2		
2011/12	O (SO)	Vancouver	3	Pittsburgh	W	Vancouver	4	St. Louis	3		
2010/11	O (SO)	Vancouver	1	Los Angeles	L	Vancouver	3	St. Louis	4		
2009/10	L	Vancouver	3	Columbus	L	Vancouver	2	Quebec	5		
2008/09	W	Vancouver	6	Calgary	0	1983/84	L	Vancouver	3	Calgary	5
2007/08	L	Vancouver	1	San Jose	3	1982/83	W	Vancouver	2	NY Islanders	1
2006/07	L	Vancouver	4	San Jose	6	1981/82	W	Vancouver	4	Colorado	2
2005/06	W	Vancouver	3	Phoenix	2	1980/81	W	Vancouver	5	Detroit	3
2004/05	-	-	-	-	-	1979/80	L	Vancouver	2	St. Louis	5
2003/04	W	Vancouver	4	Calgary	1	1978/79	W	Vancouver	8	Colorado	2
2002/03	W	Vancouver	5	San Jose	3	1977/78	W	Vancouver	3	Detroit	2
2001/02	L	Vancouver	4	Chicago	5	1976/77	W	Vancouver	4	Washington	1
2000/01	L	Vancouver	2	Colorado	5	1975/76	W	Vancouver	7	Washington	2
1999/00	W	Vancouver	2	NY Rangers	1	1974/75	T	Vancouver	3	Atlanta	3
1998/99	W	Vancouver	4	Los Angeles	2	1973/74	W	Vancouver	2	Philadelphia	1
1997/98	W	Vancouver	3	Anaheim	2	1972/73	W	Vancouver	3	California	2
1996/97	W	Vancouver	3	Calgary	1	1971/72	L	Vancouver	2	Toronto	3
1995/96	L	Vancouver	3	Detroit	5	1970/71	L	Vancouver	1	Los Angeles	3
1994/95	T	Vancouver	1	Dallas	1						

ROAD OPENERS / SEASON BY SEASON

ROAD OPENERS

Season	R	Home	Visitor	Season	R	Home	Visitor
2017.18	W	Ottawa	0 Vancouver 3	1993.94	W	Los Angeles 2	Vancouver 5
2016.17	O	Los Angeles 4	Vancouver 3 SO	1992.93	W	Edmonton 4	Vancouver 5
2015.16	W	Calgary 1	Vancouver 5	1991.92	W	San Jose 2	Vancouver 5
2014.15	W	Calgary 2	Vancouver 4	1990.91	L	Calgary 3	Vancouver 2 OT
2013.14	L	San Jose 4	Vancouver 1	1989.90	W	Edmonton 2	Vancouver 5
2012.13	W	Anaheim 0	Vancouver 5	1988.89	W	Edmonton 2	Vancouver 6
2011.12	W	Columbus 2	Vancouver 3	1987.88	W	Los Angeles 2	Vancouver 4
2010.11	L	Anaheim 4	Vancouver 3	1986.87	L	New Jersey 3	Vancouver 2
2009.10	L	Calgary 5	Vancouver 3	1985.86	W	Los Angeles 5	Vancouver 6
2008.09	W	Calgary 4	Vancouver 5 OT	1984.85	W	Los Angeles 5	Vancouver 6 OT
2007.08	W	Calgary 3	Vancouver 4 OT	1983.84	L	St. Louis 3	Vancouver 2
2006.07	W	Detroit 1	Vancouver 3	1982.83	T	Los Angeles 3	Vancouver 3
2005.06	O	Edmonton 4	Vancouver 3 SO	1981.82	T	Calgary 1	Vancouver 1
2004.05	-	-	-	1980.81	L	Chicago 4	Vancouver 2
2003.04	L	Columbus 3	Vancouver 2	1979.80	T	Edmonton 4	Vancouver 4
2002.03	W	Calgary 0	Vancouver 3	1978.79	T	Chicago 3	Vancouver 3
2001.02	L	Colorado 5	Vancouver 4	1977.78	L	NY Rangers 6	Vancouver 3
2000.01	L	Philadelphia 6	Vancouver 3	1976.77	L	Pittsburgh 9	Vancouver 5
1999.00	T	Calgary 4	Vancouver 4	1975.76	W	Minnesota 2	Vancouver 3
1998.99	L	Carolina 3	Vancouver 1	1974.75	W	St. Louis 4	Vancouver 6
1997.98	L	Anaheim 3	Vancouver 2	1973.74	L	Boston 6	Vancouver 4
1996.97	L	Edmonton 2	Vancouver 0	1972.73	L	NY Rangers 5	Vancouver 3
1995.96	T	Los Angeles 7	Vancouver 7	1971.72	W	California 6	Vancouver 9
1994.95	L	Detroit 6	Vancouver 3	1970.71	L	St. Louis 4	Vancouver 1

SEASON BY SEASON RECORDS

PLAYOFFS

Season	GP	W	L	T/OT	GF*	GA*	PTS	Div Finish	GP	W	L	GF	GA
1970.71	78	24	46	8	229	296	56	6th	-	-	-	-	-
1971.72	78	20	50	8	203	297	48	7th	-	-	-	-	-
1972.73	78	22	47	9	233	339	51	7th	-	-	-	-	-
1973.74	78	24	43	11	224	296	59	7th	-	-	-	-	-
1974.75	80	38	32	10	271	254	86	1st	5	1	4	9	20
1975.76	80	33	32	15	271	272	81	2nd	2	0	2	4	8
1976.77	80	25	42	13	235	294	63	4th	-	-	-	-	-
1977.78	80	20	43	17	239	320	57	3rd	-	-	-	-	-
1978.79	80	25	42	13	217	291	63	2nd	3	1	2	9	15
1979.80	80	27	37	16	256	281	70	3rd	4	1	3	7	15
1980.81	80	28	32	20	289	301	76	3rd	3	0	3	7	13
1981.82	80	30	33	17	290	286	77	2nd	17	11	6	57	50
1982.83	80	30	35	15	303	309	75	3rd	4	1	3	14	17
1983.84	80	32	39	9	306	328	73	3rd	4	1	3	13	14
1984.85	80	25	46	9	284	401	59	5th	-	-	-	-	-
1985.86	80	23	44	13	282	333	59	4th	3	0	3	5	17
1986.87	80	29	43	8	282	314	66	5th	-	-	-	-	-
1987.88	80	25	46	9	272	320	59	5th	-	-	-	-	-
1988.89	80	33	39	8	251	253	74	4th	7	3	4	20	26
1989.90	80	25	41	14	245	306	64	5th	-	-	-	-	-
1990.91	80	28	43	9	243	315	65	4th	6	2	4	17	25
1991.92	80	42	26	12	285	250	96	1st	13	6	7	44	35
1992.93	84	46	29	9	346	278	101	1st	12	6	6	46	43
1993.94	84	41	40	3	279	276	85	2nd	24	15	9	76	61
1994.95	48	18	18	12	153	148	48	2nd	11	4	7	33	38
1995.96	82	32	35	15	278	278	79	2nd	6	2	4	17	24
1996.97	82	35	40	7	257	273	77	4th	-	-	-	-	-
1997.98	82	25	43	14	224	273	64	7th	-	-	-	-	-
1998.99	82	23	47	12	192	258	58	4th	-	-	-	-	-
1999.00	82	30	29	15(8)	227	237	83	3rd	-	-	-	-	-
2000.01	82	36	28	11(7)	239	238	90	3rd	4	0	4	9	16
2001.02	82	42	30	7(3)	254	211	94	2nd	4	2	4	16	22
2002.03	82	45	23	13(1)	264	208	104	2nd	14	7	7	34	47
2003.04	82	43	24	10(5)	235	194	101	1st	7	3	4	16	19
2004.05	-	-	-	-	-	-	-	-	-	-	-	-	-
2005.06	82	42	32	8	256	255	92	4th	-	-	-	-	-
2006.07	82	49	26	7	222	201	105	1st	12	5	7	21	26
2007.08	82	39	33	10	213	215	88	5th	-	-	-	-	-
2008.09	82	45	27	10	246	220	100	1st	10	6	4	30	28
2009.10	82	49	28	5	272	222	103	1st	12	6	6	43	41
2010.11	82	54	19	9	262	185	117	1st	25	15	10	58	69
2011.12	82	51	22	9	249	198	111	1st	5	1	4	8	12
2012.13	48	26	15	7	127	121	59	1st	4	0	4	8	15
2013.14	82	36	35	11	196	223	83	5th	-	-	-	-	-
2014.15	82	48	29	5	242	222	101	2nd	6	2	4	14	18
2015.16	82	31	38	13	191	243	75	6th	-	-	-	-	-
2016.17	82	30	43	9	182	243	69	7th	-	-	-	-	-
2017.18	82	31	40	11	218	264	73	7th	-	-	-	-	-

*Totals include shootout goals

CANUCKS

PLAYERS

IN THE SYSTEM

2017/18 REVIEW

OPPONENTS

HISTORY

ALL TIME RECORDS

PLAYOFFS

NHL

MEDIA SERVICES

SEASON BY SEASON / ATTENDANCE

HOME

Season	GP	W	L	T/OT	GF*	GA*	PTS	PCT
1970.71	39	17	18	4	136	132	38	.487
1971.72	39	14	20	5	120	133	33	.423
1972.73	39	17	18	4	133	143	38	.487
1973.74	39	14	18	7	120	124	35	.449
1974.75	40	23	12	5	145	106	51	.638
1975.76	40	22	11	7	151	115	51	.638
1976.77	40	13	21	6	119	138	32	.400
1977.78	40	13	15	12	127	139	38	.475
1978.79	40	15	18	7	113	126	37	.463
1979.80	40	14	17	9	133	144	37	.463
1980.81	40	17	12	11	157	149	45	.563
1981.82	40	20	8	12	170	125	52	.650
1982.83	40	20	12	8	173	145	48	.600
1983.84	40	20	16	4	166	158	44	.550
1984.85	40	15	21	4	155	187	34	.425
1985.86	40	17	18	5	154	155	39	.488
1986.87	40	17	19	4	157	159	38	.475
1987.88	40	15	20	5	141	145	35	.438
1988.89	40	19	15	6	122	111	44	.550
1989.90	40	13	16	11	129	144	37	.463
1990.91	40	18	17	5	127	130	41	.513
1991.92	40	23	10	7	158	116	53	.663
1992.93	42	27	11	4	195	124	58	.690
1993.94	42	20	19	3	133	135	43	.512
1994.95	24	10	8	6	83	70	26	.542
1995.96	41	15	19	7	146	142	37	.451
1996.97	41	20	17	4	126	123	44	.537
1997.98	41	15	22	4	110	131	34	.415
1998.99	41	14	21	6	95	111	34	.415
1999.00	41	16	14	5(6)	123	123	43	.451
2000.01	41	21	12	5(3)	124	113	50	.573
2001.02	41	24	11	5(2)	139	100	55	.646
2002.03	41	22	13	6(0)	135	104	50	.610
2003.04	41	21	13	7(0)	118	102	49	.598
2004.05	-	-	-	-	-	-	-	-
2005.06	41	25	10	6	146	123	56	.683
2006.07	41	26	11	4	113	103	56	.683
2007.08	41	21	15	5	114	103	47	.573
2008.09	41	24	12	5	129	101	53	.646
2009.10	41	30	8	3	149	88	63	.768
2010.11	41	27	9	5	135	93	59	.720
2011.12	41	27	10	4	129	98	58	.707
2012.13	24	15	6	3	70	54	33	.688
2013.14	41	20	15	6	103	100	46	.488
2014.15	41	24	15	2	119	110	50	.610
2015.16	41	15	21	5	96	118	35	.427
2016.17	41	18	17	6	89	115	42	.512
2017.18	41	16	18	7	119	132	39	.476

*Totals include shootout goals

ROAD

Season	GP	W	L	T/OT	GF*	GA*	PTS	PCT
1970.71	39	7	28	4	93	164	18	.231
1971.72	39	6	30	3	83	164	15	.192
1972.73	39	5	29	5	100	196	15	.192
1973.74	39	10	25	4	104	172	24	.308
1974.75	40	15	20	5	126	148	35	.438
1975.76	40	11	21	8	120	157	30	.375
1976.77	40	12	21	7	116	156	31	.388
1977.78	40	7	28	6	112	181	19	.238
1978.79	40	10	24	6	104	164	26	.325
1979.80	40	13	20	7	123	137	33	.413
1980.81	40	11	20	9	132	152	31	.388
1981.82	40	10	25	5	120	161	25	.313
1982.83	40	10	23	7	130	164	27	.338
1983.84	40	12	23	5	140	170	29	.363
1984.85	40	10	25	5	129	214	25	.313
1985.86	40	6	26	8	128	178	20	.250
1986.87	40	12	24	4	125	155	28	.350
1987.88	40	10	26	4	131	175	24	.300
1988.89	40	14	24	2	129	142	30	.374
1989.90	40	12	25	3	116	162	27	.338
1990.91	40	10	26	4	116	185	24	.300
1991.92	40	19	16	5	127	134	43	.538
1992.93	42	19	18	5	151	154	43	.512
1993.94	42	21	21	0	146	141	42	.500
1994.95	24	8	10	6	70	78	22	.458
1995.96	41	17	16	8	132	136	42	.512
1996.97	41	15	23	3	131	150	33	.402
1997.98	41	10	21	10	114	142	30	.366
1998.99	41	9	26	6	97	147	24	.293
1999.00	41	14	15	10(2)	104	114	40	.463
2000.01	41	15	16	6(4)	115	125	40	.439
2001.02	41	19	19	2(1)	115	111	42	.512
2002.03	41	23	10	7(1)	115	104	54	.646
2003.04	41	22	11	3(5)	117	92	52	.573
2004.05	-	-	-	-	-	-	-	-
2005.06	41	17	22	2	110	132	36	.439
2006.07	41	23	15	3	109	98	49	.598
2007.08	41	18	18	5	99	111	41	.500
2008.09	41	21	15	5	117	119	47	.573
2009.10	41	19	20	2	123	134	40	.488
2010.11	41	27	10	4	127	92	58	.707
2011.12	41	24	12	5	120	100	53	.646
2012.13	24	11	9	4	57	67	26	.542
2013.14	41	16	20	5	93	123	37	.390
2014.15	41	24	14	3	123	112	51	.623
2015.16	41	16	17	8	95	125	40	.488
2016.17	41	12	26	3	93	128	27	.329
2017.18	41	15	22	4	99	132	34	.415

ATTENDANCE RECORDS

SEASON	TOTAL	GAMES	AVERAGE	SEASON	TOTAL	GAMES	AVERAGE
1970.71	598,591	39	15,577	1994.95	334,379	24	13,932
1971.72	596,078	39	15,284	1995.96	729,629	41	17,795
1972.73	619,726	39	15,890	1996.97	710,136	41	17,320
1973.74	613,420	39	15,729	1997.98	684,748	40	17,119
1974.75	625,203	40	15,630	1998.99	647,913	41	15,803
1975.76	631,907	40	15,798	1999.00	600,612	41	14,649
1976.77	621,890	40	15,547	2000.01	697,717	41	17,017
1977.78	604,924	40	15,123	2001.02	726,226	41	17,713
1978.79	544,893	40	13,622	2002.03	754,247	41	18,396
1979.80	571,723	40	14,293	2003.04	763,830	41	18,630
1980.81	581,350	40	14,534	2004.05	-	-	-
1981.82	514,305	40	12,858	2005.06	763,830	41	18,630
1982.83	568,240	40	14,206	2006.07	763,830	41	18,630
1983.84	545,059	40	13,626	2007.08	763,830	41	18,630
1984.85	445,872	40	11,147	2008.09	763,830	41	18,630
1985.86	417,823	40	10,446	2009.10	771,210	41	18,810
1986.87	416,252	40	10,406	2010.11	773,260	41	18,860
1987.88	440,095	40	11,002	2011.12	774,490	41	18,890
1988.89	550,280	40	13,772	2012.13	453,840	24	18,910
1989.90	616,715	40	15,417	2013.14	775,310	41	18,910
1990.91	606,036	40	15,150	2014.15	767,149	41	18,711
1991.92	630,755	40	15,768	2015.16	755,677	41	18,431
1992.93	632,138	41	15,418	2016.17	758,891	41	18,510
1993.94	624,272	41	15,226	2017.18	741,223	41	18,079

GENERAL MANAGERS / CANUCKS CAPTAINS

REGULAR SEASON

Year	Coach	GC	W	L	T/OT	PTS	PCT	GC	W	L	PCT
1972.73	Vic Stasiuk	78	22	47	9	51	.340	-	-	-	-
1971.72	Hal Laycoe	78	20	50	8	48	.308	-	-	-	-
1970.71	Hal Laycoe	78	24	46	8	56	.359	-	-	-	-

PLAYOFFS

GENERAL MANAGERS HISTORY

YEAR	GM	YEAR	GM
1970.71 to 1972.73	Norman Robert Poile	1985.86 to 1986.87	Jack Gordon
1973.74	Hal Laycoe	1987.88 to 1997.98	Pat Quinn
1974.75 to 1976.77	Phil Maloney	1998.99 to 2003.04	Brian Burke
1977.78 to 1981.82	Jake Milford	2004.05 to 2007.08	Dave Nonis
1982.83 to 1984.85	Harry Neale	2008.09 to 2013.14	Michael D. Gillis
		2014.15 to	Jim Benning

CANUCKS CAPTAINS

YEAR	CAPTAIN	YEAR	CAPTAIN
1970.71	Orland Kurtenbach	1994.95	Trevor Linden
1971.72	Orland Kurtenbach	1995.96	Trevor Linden
1972.73	Orland Kurtenbach	1996.97	Trevor Linden
1973.74	Orland Kurtenbach	1997.98	Mark Messier
1974.75	Alternates only	1998.99	Mark Messier
1975.76	Andre Boudrias	1999.00	Mark Messier
1976.77	Chris Oddleifson	2000.01	Markus Naslund
1977.78	Don Lever	2001.02	Markus Naslund
1978.79	Don Lever	2002.03	Markus Naslund
1979.80	Kevin McCarthy	2003.04	Markus Naslund
1980.81	Kevin McCarthy	2004.05	Markus Naslund
1981.82	Kevin McCarthy	2005.06	Markus Naslund
1982.83	Stan Smyl	2006.07	Markus Naslund
1983.84	Stan Smyl	2007.08	Markus Naslund
1984.85	Stan Smyl	2008.09	Roberto Luongo
1985.86	Stan Smyl	2009.10	Roberto Luongo
1986.87	Stan Smyl	2010.11	Henrik Sedin
1987.88	Stan Smyl	2011.12	Henrik Sedin
1988.89	Stan Smyl	2012.13	Henrik Sedin
1989.90	Stan Smyl	2013.14	Henrik Sedin
1990.91	Trevor Linden, Doug Lidster, Dan Quinn	2014.15	Henrik Sedin
1991.92	Trevor Linden	2015.16	Henrik Sedin
1992.93	Trevor Linden	2016.17	Henrik Sedin
1993.94	Trevor Linden	2017.18	Henrik Sedin

REGULAR SEASON RECORD IN OVERTIME GAMES

OVERTIME RECORD: 135-62-267*

HOME RECORD: 76-28-139

ROAD RECORD: 59-34-128

Year	Goal Scorer	Date	Time	Score	Opponent	Goalie
1983.84 (3-4-9)	Patrik Sundstrom	Oct. 28	1:03	5-4	vs Hartford	Greg Millen
	Eddie Beers	Oct. 30	4:02	3-4	@ Calgary	Richard Brodeur
	Bengt Gustafsson	Nov. 4	1:01	4-5	@ Washington	Richard Brodeur
	Marcel Dionne	Dec. 26	1:00	4-5	vs Los Angeles	Frank Caprice
	Doug Risebrough	Feb. 23	3:33	2-3	@ Calgary	Frank Caprice
	Rick Lanz	Mar. 9	2:18	4-3	vs Chicago	Murray Bannerman
	Tony Tanti	Mar. 23	3:16	4-3	@ Winnipeg	Doug Soetaert
	Gary Lupul	Oct. 13	1:10	6-5	@ Los Angeles	Darren Eliot
	Peter McNab	Dec. 8	1:24	3-2	vs Edmonton	Grant Fuhr
	Ken Linseman	Dec. 15	0:33	1-2	@ Boston	Richard Brodeur
1984.85 (7-1-9)	Jere Gillis	Jan. 15	1:54	6-5	vs NY Islanders	Billy Smith
	Tony Tanti	Jan. 30	4:43	5-4	vs Montreal	Steve Penney
	Petri Skriko	Feb. 1	1:11	4-3	vs Hartford	Steve Weeks
	Thomas Gradin	Feb. 16	0:26	3-2	vs Boston	Pete Peeters
	Jean-Marc Lanthier	Mar. 3	2:47	7-6	@ Hartford	Mike Liut
	Joe Mullen	Nov. 16	2:09	5-6	@ St. Louis	Frank Caprice
	Jim Peplinski	Jan. 9	0:13	4-5	@ Calgary	Wendell Young
	Dave Lowry	Mar. 28	4:28	2-1	vs Los Angeles	Roland Melanson
	David Bruce	Jan. 7	1:26	3-2	@ Montreal	Brian Hayward
	Tony Tanti	Mar. 20	1:03	6-5	vs Winnipeg	Eldon Reddick
1985.86 (1-2-13)	Charlie Huddy	Oct. 23	2:51	4-5	vs Edmonton	Kirk McLean
	Ray Bourque	Dec. 17	2:16	2-3	@ Boston	Kirk McLean
	Laurie Boschman	Oct. 14	2:14	3-4	@ Winnipeg	Kirk McLean
	Mike Ridley	Oct. 25	2:55	3-4	vs Washington	Steve Weeks
	Petri Skriko	Nov. 5	0:34	3-2	@ Hartford	Mike Liut
	Joe Nieuwendyk	Dec. 26	3:04	2-3	vs Calgary	Troy Gamble
	Kelly Kisio	Jan. 21	1:59	4-5	vs NY Rangers	Kirk McLean
	Jim Sandlak	Feb. 23	4:42	2-1	vs Toronto	Allan Bester
	Greg Paslawski	Nov. 8	0:46	2-3	@ Winnipeg	Steve Weeks
	V. Damphousse	Nov. 29	3:48	2-3	vs Toronto	Kirk McLean
1988.89 (2-4-8)	Bernie Nicholls	Dec. 6	2:51	4-5	@ Los Angeles	Kirk McLean
	Jamie Macoun	Dec. 20	4:46	1-2	@ Calgary	Kirk McLean
	Dan Quinn	Jan. 18	3:39	3-2	@ Philadelphia	Ken Wreggett
	Theoren Fleury	Feb. 1	4:51	3-4	@ Calgary	Steve Weeks
	Jyrki Lumme	Mar. 15	2:19	6-5	@ St. Louis	Curtis Joseph
	Tim Sweeney	Oct. 4	1:07	2-3	@ Calgary	Kirk McLean
	Petri Skriko	Oct. 14	1:32	5-4	vs Edmonton	Bill Ranford
	Joe Sakic	Dec. 10	4:05	2-3	vs Quebec	Kirk McLean
	Murray Baron	Mar. 13	3:09	4-5	vs Philadelphia	Troy Gamble
	Geoff Courtall	Mar. 17	1:15	5-4	vs Los Angeles	Daniel Berthiaume
1989.90 (2-5-14)	Geoff Courtall	Mar. 28	1:49	3-2	vs Winnipeg	Bob Essensa
	Geoff Courtall	Oct. 8	3:32	3-2	@ Winnipeg	Bob Essensa
	Dave Babych	Nov. 22	2:14	6-5	vs Calgary	Mike Vernon
	Tom Fergus	Jan. 25	2:12	1-0	@ St. Louis	Curtis Joseph
	Ray Ferraro	Feb. 6	2:48	4-5	vs NY Islanders	Troy Gamble
	Pavel Bure	Feb. 23	2:52	2-1	vs Boston	Andy Moog
	Geoff Courtall	Apr. 7	1:33	5-4	vs Edmonton	Ron Tugnutt
	Geoff Courtall	Oct. 24	0:28	3-2	vs San Jose	Arturs Irbe
	Sergei Fedorov	Nov. 24	1:18	4-5	vs Detroit	Kirk McLean
	Dixon Ward	Nov. 29	0:15	2-1	vs Chicago	Ed Belfour
1990.91 (3-3-9)	Gilbert Dionne	Dec. 6	3:21	3-4	@ Montreal	Kirk McLean
	Cliff Ronning	Dec. 9	0:37	3-2	@ Boston	Jon Casey
	Pavel Bure	Jan. 24	0:54	5-4	@ Edm (@SK)	Bill Ranford
	Dave Gagner	Jan. 27	3:36	2-3	vs Dallas	Kirk McLean
	Paul Broten	Mar. 20	0:13	1-2	@ Dallas	Kay Whitmore
	Murray Craven	Mar. 28	3:57	3-2	vs Toronto	Felix Potvin
	Murray Craven	Apr. 25	2:00	3-4	@ Chicago	Kirk McLean
	Geoff Courtall	Oct. 24	0:28	3-2	vs San Jose	Arturs Irbe
	Sergei Fedorov	Nov. 24	1:18	4-5	vs Detroit	Kirk McLean
	Dixon Ward	Nov. 29	0:15	2-1	vs Chicago	Ed Belfour
1991.92 (4-1-12)	Gilbert Dionne	Dec. 6	3:21	3-4	@ Montreal	Kirk McLean
	Cliff Ronning	Dec. 9	0:37	3-2	@ Boston	Jon Casey
	Pavel Bure	Jan. 24	0:54	5-4	@ Edm (@SK)	Bill Ranford
	Dave Gagner	Jan. 27	3:36	2-3	vs Dallas	Kirk McLean
	Paul Broten	Mar. 20	0:13	1-2	@ Dallas	Kay Whitmore
	Murray Craven	Mar. 28	3:57	3-2	vs Toronto	Felix Potvin
	Murray Craven	Apr. 25	2:00	3-4	@ Chicago	Kirk McLean
	Petr Klima	Nov. 18	2:06	4-5	@ Tampa Bay	Kirk McLean
	Chris Therien	Nov. 19	0:32	2-3	@ Philadelphia	Kirk McLean
	Alex Hicks	Jan. 24	1:34	1-2	vs Anaheim	Corey Hirsch
1994.95 (0-1-12)	Steve Thomas	Jan. 30	3:46	2-3	vs New Jersey	Corey Hirsch
	Russ Courtnall	Feb. 9	0:21	3-2	@ Edmonton	Corey Hirsch
	Rick Tocchet	Oct. 14	4:45	4-5	vs Boston	Fred Brathwaite
	Esa Tikkanen	Nov. 1	0:42	5-4	@ Edmonton	Kirk McLean
	Bryan McCabe	Nov. 13	0:45	4-5	@ NY Islanders	Curtis Joseph
	Chris Joseph	Nov. 21	3:51	2-1	vs Chicago	Corey Hirsch
	Mike Sillinger	Dec. 4	3:38	7-6	@ Buffalo	Jeff Hackett
	Alex Mogilny	Jan. 22	1:24	4-3	@ Chicago	Dominik Hasek
	Jyrki Lumme	Jan. 30	1:30	2-1	vs NY Islanders	Jeff Hackett
						Tommy Salo

CANUCKS

PLAYERS

IN THE SYSTEM

2017/18 REVIEW

OPPONENTS

HISTORY

ALL TIME RECORDS

PLAYOFFS

NHL

MEDIA SERVICES

263

REGULAR SEASON RECORD IN OVERTIME GAMES

Year	Goal Scorer	Date	Time	Score	Opponent	Goalie	
1997.98 (0-3-14)	Kevin Hatcher	Oct. 25	0:41	2-3	vs Pittsburgh	Kirk McLean	
	Rob Brown	Nov. 1	3:52	6-7	@ Pittsburgh	Kirk McLean	
	Greg Johnson	Nov. 22	1:22	4-5	vs Chicago	Kirk McLean	
1998.99 (0-1-12)	Jaromir Jagr	Feb. 11	1:21	5-6	@ Pittsburgh	Corey Hirsch	
1999.00 (4-9-15)	Valeri Bure	Oct. 13	3:05	3-4	vs Calgary	Garth Snow	
	Mark Messier	Oct. 19	0:43	6-5	@ Tampa Bay	Dan Cloutier	
2000.01 (5-7-11)	Todd Bertuzzi	Dec. 2	1:51	3-2	vs Edmonton	Tommy Salo	
	Milan Hejduk	Dec. 12	1:36	2-3	vs Colorado	Kevin Weekes	
	Adam Burt	Dec. 29	2:34	2-3	vs Philadelphia	Garth Snow	
	Sylvain Cote	Jan. 12	3:16	2-3	@ Chicago	Felix Potvin	
	Mark Messier	Jan. 13	3:29	4-3	@ Nashville	Mike Dunham	
	Steve Thomas	Jan. 17	4:55	4-5	vs Toronto	Felix Potvin	
	Ethan Moreau	Jan. 25	4:00	4-5	vs Edmonton	Garth Snow	
	Mattias Ohlund	Feb. 9	1:22	4-3	vs Calgary	Fred Brathwaite	
	Mats Sundin	Mar. 6	3:13	5-6	vs Toronto	Felix Potvin	
	Jozef Stumpel	Mar. 13	3:53	2-3	@ Los Angeles	Felix Potvin	
	Rem Murray	Apr. 7	4:01	4-5	vs Edmonton	Felix Potvin	
	Ed Jovanovski	Oct. 6	2:20	4-3	@ Florida	Trevor Kidd	
	Jeremy Roenick	Oct. 21	0:16	2-3	vs Phoenix	Felix Potvin	
	Andrei Nikolishin	Nov. 22	4:17	2-3	@ Washington	Felix Potvin	
	Anson Carter	Dec. 20	2:41	2-3	@ Edmonton	Bob Essensa	
	2001.02 (4-3-7)	Milan Hejduk	Dec. 23	3:59	2-3	@ Colorado	Felix Potvin
Mattias Ohlund		Jan. 30	1:43	3-2	vs Minnesota	Jamie McLennan	
Adam Oates		Feb. 14	4:19	3-4	vs Washington	Dan Cloutier	
Brendan Morrison		Feb. 17	0:58	6-5	@ Edmonton	Tommy Salo	
Mattias Ohlund		Mar. 2	3:40	3-2	vs St. Louis	Brent Johnson	
Aaron Gavey		Mar. 4	2:26	3-4	vs Minnesota	Dan Cloutier	
Shane Doan		Mar. 8	0:38	2-3	@ Phoenix	Bob Essensa	
Harold Druken		Apr. 5	3:19	3-2	vs Los Angeles	Felix Potvin	
Ed Jovanovski		Dec. 12	4:06	1-0	@ Anaheim	J-S. Giguere	
Kris Draper		Jan. 9	2:26	4-5	@ Detroit	Peter Skudra	
Glen Murray		Feb. 12	2:03	1-2	vs Boston	Peter Skudra	
Mike Modano		Feb. 28	4:59	3-4	vs Dallas	Dan Cloutier	
Mattias Ohlund		Mar. 17	3:04	3-2	@ New Jersey	Martin Brodeur	
Andrew Cassels		Mar. 28	4:20	4-3	vs Columbus	Marc Denis	
Brendan Morrison		Apr. 5	2:23	5-4	vs Minnesota	Dwayne Roloson	
2002.03 (5-1-13)		Todd Bertuzzi	Dec. 4	0:56	3-2	@ New Jersey	Martin Brodeur
	Markus Naslund	Dec. 21	2:20	4-3	vs Edmonton	Tommy Salo	
	Brendan Morrison	Feb. 13	1:58	2-1	vs Colorado	Patrick Roy	
	Marek Malik	Feb. 18	3:02	4-3	@ Detroit	Curtis Joseph	
	Brendan Morrison	Feb. 22	1:22	3-2	@ Edmonton	Tommy Salo	
	Rick Nash	Mar. 6	2:02	4-5	@ Columbus	Alex Auld	
	Simon Gagne	Nov. 13	1:47	3-4	@ Philadelphia	Johan Hedberg	
	Brian Rolston	Nov. 15	4:15	1-2	@ Boston	Dan Cloutier	
	Mattias Ohlund	Nov. 18	3:02	5-4	vs Montreal	Jose Theodore	
	Sami Salo	Nov. 20	2:59	3-2	vs Chicago	Craig Anderson	
	Markus Naslund	Nov. 27	4:13	3-2	@ Ottawa	Patrick Lalime	
	Markus Naslund	Dec. 9	0:24	4-3	vs Pittsburgh	Marc-Andre Fleury	
	Markus Naslund	Dec. 14	4:13	2-1	vs Carolina	Jaime Storr	
	Brendan Morrison	Dec. 16	1:19	2-1	@ Nashville	Tomas Vokoun	
	Todd Bertuzzi	Dec. 31	4:33	4-3	@ Chicago	Michael Leighton	
	2003.04 (11-5-10)	Markus Naslund	Jan. 21	4:39	5-4	vs Tampa Bay	Nikolai Khabibulin
Adrian Aucoin		Feb. 3	0:36	4-5	@ NY Islanders	Johan Hedberg	
Eric Brewer		Feb. 21	3:56	3-4	@ Edmonton	Dan Cloutier	
Brent Sopel		Feb. 26	2:14	3-2	vs San Jose	Vesa Toskala	
Geoff Sanderson		Mar. 12	4:27	4-3	@ Edmonton	Jussi Markkanen	
Tyler Arnason		Mar. 19	1:44	3-4	@ Chicago	Alex Auld	
Brendan Morrison		Mar. 27	0:40	3-2	vs Dallas	Ron Tugnutt	
2004.05		-	-	-	-	-	-
2005.06 (4-0-4)		Ian Laperriere	Oct. 29	1:55	3-4	@ Colorado	Alex Auld
		Michael Peca	Dec. 17	4:08	4-5	vs Edmonton	Maxime Ouellet
		Brendan Morrison	Jan. 7	2:53	4-3	vs Calgary	Miikka Kiprusoff
		Daniel Sedin	Feb. 12	1:26	3-2	vs Minnesota	Manny Fernandez
		David Legwand	Mar. 9	0:06	2-3	vs Nashville	Alex Auld
		Ed Jovanovski	Apr. 8	2:27	3-2	vs Calgary	Miikka Kiprusoff
		Christian Ehrhoff	Apr. 12	0:34	4-5	vs San Jose	Alex Auld
	Brendan Morrison	Apr. 15	4:23	4-3	vs Colorado	Jose Theodore	
	Daniel Sedin	Oct. 6	0:31	3-2	@ Columbus	Pascal LeClaire	
	Sami Salo	Oct. 20	4:59	3-2	@ St. Louis	Curtis Sanford	
	Lukas Krajicek	Oct. 21	2:32	4-3	@ Nashville	Tomas Vokoun	
	Brendan Morrison	Nov. 22	3:01	4-3	@ Detroit	Dominik Hasek	
	Daniel Sedin	Dec. 8	3:02	4-3	vs Carolina	Cam Ward	
	Sami Salo	Dec. 27	2:46	6-5	vs Calgary	Miikka Kiprusoff	

REGULAR SEASON RECORD IN OVERTIME GAMES

Year	Goal Scorer	Date	Time	Score	Opponent	Goalie
	Matt Cooke	Jan. 5	1:24	3-2	vs Edmonton	Dwayne Roloson
	Alexander Frolov	Jan. 26	1:48	2-3	vs Los Angeles	Roberto Luongo
	Sami Salo	Feb. 14	4:20	3-2	@ Minnesota	Niklas Backstrom
	Daniel Sedin	Feb. 20	2:19	3-2	@ Anaheim	J.S. Giguere
	Jere Lehtinen	Feb. 25	4:17	1-2	@ Dallas	Roberto Luongo
	Henrik Sedin	Mar. 9	3:30	2-1	@ San Jose	Evgeni Nabokov
	Brent Burns	Mar. 13	4:24	2-3	vs Minnesota	Roberto Luongo
	Daniel Sedin	Mar. 15	1:09	3-2	vs St. Louis	Curtis Sanford
	Mattias Ohlund	Apr. 7	0:34	4-3	@ San Jose	Evgeni Nabokov
2007.08	Daniel Sedin	Oct. 6	4:55	4-3	@ Calgary	Miikka Kiprusoff
(4-0-1)	Henrik Sedin	Nov. 9	1:22	2-1	vs Colorado	Jose Theodore
	Daniel Sedin	Feb. 19	3:18	3-2	@ Minnesota	Niklas Backstrom
	Jason Chimera	Feb. 29	1:07	2-3	vs Columbus	Roberto Luongo
	Ryan Kesler	Mar. 10	0:46	2-1	@ Los Angeles	Dan Cloutier
2008.09	Pavol Demitra	Oct. 11	3:54	5-4	@ Calgary	Roberto Luongo
(5-0-3)	Alex Burrows	Oct. 16	0:27	4-3	@ Detroit	Roberto Luongo
	Sami Salo	Nov. 24	2:33	3-2	vs Detroit	Curtis Sanford
	Patrick Marleau	Jan. 20	3:08	1-2	@ San Jose	Evgeni Nabokov
	Marc Bergeron	Jan. 31	1:52	3-4	vs Minnesota	Niklas Backstrom
	Scott Niedermayer	Mar. 11	3:37	3-4	@ Anaheim	Jonas Hiller
	Henrik Sedin	Mar. 31	4:00	2-1	@ Minnesota	Roberto Luongo
	Henrik Sedin	Apr. 11	0:40	1-0	@ Colorado	Roberto Luongo
2009.10	Christian Ehrhoff	Dec. 31	2:24	4-3	@ St. Louis	Chris Mason
(4-0-1)	Daniel Sedin	Jan. 20	1:39	3-2	@ Edmonton	Devan Dubnyk
	Christian Ehrhoff	Mar. 2	1:33	4-3	@ Columbus	Steve Mason
	Henrik Zetterberg	Mar. 20	4:59	3-4	vs Detroit	Roberto Luongo
	Sami Salo	Apr. 4	2:15	4-3	vs Minnesota	Niklas Backstrom
2010.11	Mason Raymond	Oct. 26	0:28	4-3	vs Colorado	Peter Budaj
(4-0-4)	Tyler Myers	Nov. 15	4:37	3-4	@ Buffalo	Cory Schneider
	Steven Stamkos	Dec. 11	0:34	4-5	vs Tampa Bay	Cory Schneider
	Ryan Kesler	Dec. 15	3:30	3-2	vs Columbus	Mathieu Garon
	Henrik Zetterberg	Dec. 22	2:59	4-5	@ Detroit	Roberto Luongo
	David Jones	Jan. 18	2:52	3-4	@ Colorado	Roberto Luongo
	Dan Hamhuis	Mar. 8	2:13	4-3	@ Phoenix	Ilya Bryzgalov
	Christian Ehrhoff	Apr. 9	2:41	3-2	@ Calgary	Henrik Karlsson
2011.12	Sami Salo	Oct. 22	4:39	3-2	vs Minnesota	Niklas Backstrom
(7-0-2)	Chris Higgins	Nov. 20	2:18	2-1	vs Ottawa	Alex Auld
	Andrew Ebbett	Dec. 28	3:23	3-2	@ San Jose	Antti Niemi
	Daniel Sedin	Jan. 12	0:46	3-2	@ St. Louis	Brian Elliott
	Daniel Sedin	Jan. 31	3:37	3-2	vs Chicago	Corey Crawford
	Loui Eriksson	Feb. 26	3:52	2-3	@ Dallas	Roberto Luongo
	Andrew Shaw	Mar. 21	2:42	1-2	@ Chicago	Roberto Luongo
	Chris Higgins	Mar. 24	1:40	3-2	@ Colorado	Semyon Varlamov
	Andrew Ebbett	Mar. 31	3:58	3-2	vs Calgary	Henrik Karlsson
2012.13	Chris Tanev	Feb. 4	4:40	3-2	@ Edmonton	Devan Dubnyk
(1-0-1)	Matt Calvert	Mar. 7	4:03	1-2	@ Columbus	Cory Schneider
2013.14	Mike Santorelli	Oct. 6	3:17	5-4	@ Calgary	Joey MacDonald
(6-0-4)	Mike Santorelli	Oct. 8	2:18	3-2	New Jersey	Cory Schneider
	Brad Richardson	Oct. 22	2:16	5-4	@ NY Islanders	Evgeni Nabokov
	Ryan Kesler	Oct. 25	4:45	3-2	@ St. Louis	Jaroslav Halak
	Dan Boyle	Nov. 14	2:38	1-2	San Jose	Roberto Luongo
	Anze Kopitar	Nov. 25	0:48	2-3	Los Angeles	Roberto Luongo
	Chris Higgins	Dec. 6	3:41	3-2	Phoenix	Roberto Luongo
	Corey Perry	Jan. 5	4:58	3-4	@ Anaheim	Eddie Lack
	Kevin Bieksa	Jan. 26	2:15	5-4	Phoenix	Mike Smith
	Tyson Barrie	Mar. 27	0:55	2-3	@ Colorado	Eddie Lack
2014.15	Daniel Sedin	Oct. 30	2:45	3-2	vs Montreal	Carey Price
(6-0-3)	Daniel Sedin	Nov. 11	4:05	4-3	vs Ottawa	Craig Anderson
	Erik Karlsson	Dec. 7	1:21	3-4	@ Ottawa	Eddie Lack
	Chris Tanev	Dec. 20	0:18	3-2	vs Calgary	Eddie Lack
	Cam Fowler	Dec. 28	2:42	1-2	@ Anaheim	Jonas Hiller
	Luca Sbisa	Feb. 3	0:36	3-2	vs Winnipeg	Ryan Miller
	Daniel Sedin	Feb. 11	1:20	5-4	@ Chicago	Ondrej Pavelec
	John Klingberg	Mar. 28	4:13	3-4	@ Dallas	Corey Crawford
	Alex Edler	Apr. 11	2:29	6-5	vs Edmonton	Kari Lehtonen
2015.16	Johnny Gaudreau	Oct. 10/15	3:03	2-3	vs Edmonton	Ben Scrivens
(4-0-9)	Lauri Korpikoski	Oct. 18/15	1:46	1-2	vs Calgary	Ryan Miller
	Gustav Nyquist	Oct. 24/15	3:50	2-3	vs Detroit	Ryan Miller
	Jamie Benn	Oct. 29/15	2:28	3-4	@ Dallas	Ryan Miller
	Kyle Palmieri	Nov. 8/15	3:33	3-4	@ New Jersey	Ryan Miller
	David Desharnais	Nov. 16/15	3:25	3-4	@ Montreal	Ryan Miller
	Anze Kopitar	Dec. 1/15	2:02	1-2	@ Los Angeles	Jacob Markstrom
	Jannik Hansen	Dec. 26/15	4:01	2-1	vs Edmonton	Cam Talbot
	Nikita Kucherov	Jan. 9/16	3:51	2-3	vs Tampa Bay	Jacob Markstrom
	Daniel Sedin	Jan. 11/16	2:21	3-2	vs Florida	Roberto Luongo

SHOOTOUT RECORD

Year	Player	Date	Score	Opponent	Goalie	
2016.17 (7-0-7)	Bo Horvat	Jan. 15/16	3:25	3-2	@ Carolina	Cam Ward
	J.T. Miller	Jan. 19/16	3:54	2-3	@ NY Rangers	Ryan Miller
	Markus Granlund	Mar. 9/16	1:42	3-2	vs Arizona	Louis Domingue
	Brandon Sutter	Oct. 16/16	0:32	4-3	vs Carolina	Eddie Lack
	Henrik Sedin	Oct. 18/16	1:40	2-1	vs St. Louis	Jake Allen
	Markus Granlund	Nov. 13/16	1:27	5-4	vs Dallas	Kari Lehtonen
	Ben Hutton	Nov. 17/16	2:34	3-2	vs Arizona	Louis Domingue
	Marian Hossa	Nov. 19/16	4:04	3-4	vs Chicago	Jacob Markstrom
	Seth Jones	Dec. 18/16	0:46	3-4	vs Columbus	Ryan Miller
	Henrik Sedin	Dec. 30/16	4:01	3-2	vs Anaheim	John Gibson
2017.18 (6-0-6)	Calle Järnkrok	Jan. 10/17	4:58	1-2	@ Nashville	Ryan Miller
	Taylor Hall	Jan. 15/17	1:28	1-2	vs New Jersey	Jacob Markstrom
	Chris Tanev	Feb. 18/17	0:34	2-1	vs Calgary	Brian Elliott
	Justin Abdelkader	Feb. 28/17	2:31	2-3	vs Detroit	Ryan Miller
	Paul Byron	Mar. 7/17	1:13	1-2	vs Montreal	Ryan Miller
	Andrew Ladd	Mar. 9/17	1:33	3-4	vs NY Islanders	Ryan Miller
	Daniel Sedin	Mar. 21/17	2:12	5-4	@ Chicago	Scott Darling
	Alexander Radulov	Oct. 30/17	2:32	1-2	vs Dallas	Jacob Markstrom
	Brayden Schenn	Nov. 18/17	2:41	3-4	vs St. Louis	Anders Nilsson
	Sam Gagner	Dec. 15/17	4:34	4-3	vs San Jose	Martin Jones
2017.18 (6-0-6)	Kevin Labanc	Dec. 21/17	1:53	4-5	@ San Jose	Jacob Markstrom
	Brandon Sutter	Jan. 14/18	2:50	3-2	@ Minnesota	Devan Dubnyk
	Sven Baertschi	Jan. 30/18	1:07	4-3	vs Colorado	Jonathan Bernier
	Nathan MacKinnon	Feb. 20/18	3:36	4-5	vs Colorado	Anders Nilsson
	John Gilmour	Feb. 28/18	1:22	5-6	vs NY Rangers	Anders Nilsson
	Calle Järnkrok	Mar. 2/18	0:43	3-4	vs Nashville	Jacob Markstrom
	Brendan Leipsic	Mar. 5/18	2:47	4-3	vs NY Islanders	Jaroslav Halak
	Alex Edler	Mar. 31/18	1:21	5-4	vs Columbus	Joonas Korpi
	Daniel Sedin	Apr. 5/18	2:33	4-3	vs Arizona	Darcy Kuemper

*Please note that the all-time overtime record does not include shootouts. The first column represents a win (two points earned), the second column represents a loss (zero points earned) and the third column represents games in which one point was earned in overtime (tie, OTL or SO).

OVERALL SHOOTOUT RECORD: 59-66

HOME RECORD: 26-34

ROAD RECORD: 33-32

Year	Goal Scorer	Date	Score	Opponent	Goalie
2005.06 (4-4)	Raffi Torres	Oct. 8	3-4	@ Edmonton	Dan Cloutier
	Daniel Sedin	Dec. 9	3-2	vs Ottawa	Dominik Hasek
	Alexander Frolov	Dec. 19	3-4	vs Los Angeles	Alex Auld
	Steven Reinprecht	Dec. 23	5-6	vs Calgary	Alex Auld
	Jarkko Ruutu	Jan. 28	4-3	@ Colorado	David Aebischer
	Markus Naslund	Mar. 3	5-4	@ Chicago	Craig Anderson
	Todd Bertuzzi	Mar. 23	4-3	vs Edmonton	Dwayne Roloson
	Mikko Koivu	Mar. 31	1-2	vs Minnesota	Alex Auld
	Petteri Nummelin	Oct. 10	1-2	@ Minnesota	Roberto Luongo
	Markus Naslund	Oct. 27	3-2	vs Washington	Olaf Kolzig
2006.07 (5-4)	Ryan Kesler	Jan. 3	2-1	vs Dallas	Marty Turco
	Josh Green	Jan. 7	4-3	vs Florida	Ed Belfour
	Ales Kotalik	Jan. 19	3-4	@ Buffalo	Dany Sabourin
	Nikolai Zherdev	Jan. 30	2-3	vs Columbus	Roberto Luongo
	Trevor Linden	Feb. 16	2-1	@ Chicago	Patrick Lalime
	Daniel Sedin	Mar. 4	4-3	vs Minnesota	Niklas Backstrom
	Brett McLean	Mar. 25	4-5	vs Colorado	Roberto Luongo
	Ales Hemesky	Nov. 14	0-1	vs Edmonton	Roberto Luongo
	Shawn Horcoff	Nov. 20	4-5	@ Edmonton	Roberto Luongo
	Kristopher Letang	Dec. 8	1-2	vs Pittsburgh	Roberto Luongo
2007.08 (6-9)	Fernando Pisani	Dec. 15	1-2	@ Edmonton	Curtis Sanford
	Taylor Pyatt	Dec. 22	2-1	@ Phoenix	Ilya Bryzgalov
	Alexander Edler	Jan. 8	3-2	vs NY Islanders	Rick DiPietro
	Alexander Edler	Jan. 13	4-3	@ St. Louis	Manny Legace
	Henrik Zetterberg	Jan. 17	2-3	@ Detroit	Roberto Luongo
	Daniel Sedin	Jan. 23	3-2	vs St. Louis	Manny Legace
	Nathan Horton	Feb. 1	3-4	@ Florida	Roberto Luongo
	Brenden Morrow	Feb. 5	2-3	@ Dallas	Roberto Luongo
	Ryan Shannon	Feb. 10	3-2	vs Chicago	Nikolai Khabibulin
	Mikko Koivu	Feb. 14	4-5	vs Minnesota	Roberto Luongo
2008.09 (3-7)	Mason Raymond	Feb. 21	3-2	@ Nashville	Chris Mason
	Joe Sakic	Feb. 27	2-3	vs Colorado	Roberto Luongo
	Mattias Ohlund	Oct. 31	7-6	@ Anaheim	Jonas Hiller
	Marek Svatos	Nov. 12	1-2	vs Colorado	Roberto Luongo
	Frans Nelisen	Nov. 17	1-2	@ NY Islanders	Roberto Luongo
	Marek Svatos	Dec. 7	4-5	@ Colorado	Cory Schneider
	Erik Christensen	Jan. 2	3-4	@ Atlanta	Jason LaBarbera
	James Neal	Jan. 4	2-3	vs Dallas	Jason LaBarbera
	Jason Williams	Jan. 18	5-6	vs Columbus	Roberto Luongo
	Pavol Demitra	Feb. 17	4-3	@ Calgary	Miikka Kiprusoff
2008.09 (3-7)	Mats Sundin	Feb. 21	3-2	@ Toronto	Vesa Toskala
	Corey Perry	Apr. 2	5-6	vs Anaheim	Roberto Luongo

SHOOTOUT RECORD

Year	Goal Scorer	Date	Score	Opponent	Goalie
2009.10 (4-4)	Kyle Wellwood	Oct. 11	4-3	vs Dallas	Marty Turco
	Mikael Samuelsson	Oct. 29	2-1	@ Los Angeles	Jonathan Quick
	Lauri Koprikoski	Dec. 29	2-3	@ Phoenix	Roberto Luongo
	Jamie Lundmark	Jan. 9	2-3	vs Calgary	Roberto Luongo
	Pavol Demitra	Feb. 6	3-2	@ Boston	Tuukka Rask
	Adrian Aucoin	Mar. 10	3-4	@ Phoenix	Andrew Raycroft
	Pavol Demitra	Apr. 2	5-4	@ Anaheim	Curtis McElhinney
	Matt Duchene	Apr. 6	3-4	vs Colorado	Roberto Luongo
	Anze Kopitar	Oct. 9	1-2	vs Los Angeles	Roberto Luongo
	Patrick Kane	Oct. 20	1-2	@ Chicago	Roberto Luongo
2010.11 (4-5)	Jeff Tambellini	Dec. 8	5-4	vs Anaheim	Jonas Hiller
	Jiri Hudler	Jan. 8	1-2	vs Detroit	Roberto Luongo
	Ryan Kesler	Jan. 11	4-3	@ N.Y. Islanders	Kevin Poulin
	Joe Pavelski	Jan. 20	1-2	vs San Jose	Roberto Luongo
	Alex Tanguay	Jan. 22	3-4	vs Calgary	Roberto Luongo
	Raffi Torres	Mar. 1	2-1	vs Columbus	Steve Mason
	Alex Burrows	Mar. 10	5-4	@ San Jose	Antti Niemi
	Kris Letang	Oct. 6	3-4	vs Pittsburgh	Roberto Luongo
	Cody Hodgson	Dec. 8	4-3	@ Montreal	Carey Price
	Rick Nash	Dec. 13	1-2	@ Columbus	Roberto Luongo
2011.12 (8-7)	Michal Handzus	Jan. 2	2-3	vs San Jose	Roberto Luongo
	Mason Raymond	Jan. 10	5-4	@ Tampa Bay	Dwayne Roloson
	Mike Richards	Jan. 17	2-3	vs Los Angeles	Roberto Luongo
	Cody Hodgson	Jan. 24	3-2	vs Edmonton	Devan Dubnyk
	Pavel Datsyuk	Feb. 2	3-4	vs Detroit	Roberto Luongo
	Mason Raymond	Feb. 4	3-2	@ Colorado	J-S Giguere
	Alex Eder	Feb. 7	4-3	@ Nashville	Pekka Rinne
	Jarome Iginla	Feb. 11	2-3	@ Calgary	Roberto Luongo
	Ryan Kesler	Feb. 13	2-1	vs Phoenix	Jason LaBarbera
	Alex Burrows	Feb. 23	4-3	@ Detroit	Jimmy Howard
2012.13 (5-6)	Ray Whitney	Feb. 28	1-2	@ Phoenix	Cory Schneider
	Alex Eder	Apr. 3	5-4	vs Anaheim	Jonas Hiller
	Sam Gagner	Jan. 20	2-3	vs Edmonton	Roberto Luongo
	Zack Kassian	Jan. 23	3-2	vs Calgary	Miikka Kiprusoff
	Jeff Carter	Jan. 28	2-3	@ Los Angeles	Roberto Luongo
	Jordan Schroeder	Feb. 1	2-1	vs Chicago	Corey Crawford
	TJ Oshie	Feb. 17	3-4	vs St. Louis	Roberto Luongo
	Andrew Shaw	Feb. 19	3-4	@ Chicago	Cory Schneider
	Joe Pavelski	Mar. 5	2-3	vs San Jose	Cory Schneider
	Mason Raymond	Mar. 12	2-1	@ Columbus	Sergei Bobrovsky
2013.14 (5-7)	Maxim Lapiere	Mar. 26	1-0	vs Columbus	Sergei Bobrovsky
	Andy McDonald	Apr. 16	1-2	@ St. Louis	Cory Schneider
	Maxim Lapiere	Apr. 20	2-1	vs Detroit	Jimmy Howard
	Evgeni Malkin	Oct. 19	3-4	@ Pittsburgh	Roberto Luongo
	Mike Santorelli	Oct. 24	3-2	@ New Jersey	Cory Schneider
	Antoine Vermette	Nov. 5	2-3	@ Phoenix	Roberto Luongo
	Jonathan Huberdeau	Nov. 19	2-3	Florida	Roberto Luongo
	Jason Pominville	Dec. 17	2-3	@ Minnesota	Roberto Luongo
	Ryan Kesler	Dec. 20	3-2	@ Chicago	Antti Raanta
	Vincent Lecavalier	Dec. 30	3-4	Philadelphia	Eddie Lack
2014.15 (6-2)	Sidney Crosby	Jan. 7	4-5	Pittsburgh	Eddie Lack
	Chris Higgins	Jan. 18	3-2	Calgary	Karri Ramo
	Justin Fontaine	Feb. 28	1-2	Minnesota	Eddie Lack
	Chris Higgins	Mar. 12	2-3	@ Winnipeg	Ondrej Pavelec
	Nicklas Jensen	Mar. 16	4-3	@ Florida	Roberto Luongo
	Chris Higgins	Oct. 11	5-4	vs Edmonton	Viktor Fasth
	Nick Bonino	Nov. 9	2-1	@ Anaheim	Frederik Andersen
	Corey Perry	Nov. 20	3-4	vs Anaheim	Eddie Lack
	Alex Burrows	Feb. 19	5-4	@ NY Rangers	Cam Talbot
	Radim Vrbata	Mar. 1	6-5	vs St. Louis	Jake Allen
2015.16 (5-4)	Sam Gagner	Mar. 5	2-3	@ Arizona	Eddie Lack
	Nick Bonino	Mar. 31	5-4	@ Nashville	Pekka Rinne
	Chris Higgins	Apr. 6	2-1	vs Los Angeles	Jonathan Quick
	Alex Burrows	Oct. 12/15	2-1	@ Anaheim	Frederik Andersen
	Tyler Seguin	Nov. 27/15	2-3	@ Dallas	Ryan Miller
	Linden Vey	Dec. 18/15	4-3	@ Detroit	Jimmy Howard
	Aleksander Barkov	Dec. 20/15	4-5	@ Florida	Jacob Markstrom
	Alex Burrows	Jan. 1/16	2-1	vs Anaheim	Frederik Andersen
	Radim Vrbata	Jan. 17/16	2-1	@ NY Islanders	Jaroslav Halak
	Alexander Wennberg	Feb. 4/16	1-2	vs Columbus	Ryan Miller
Craig Smith	Mar. 24/16	2-3	@ Nashville	Ryan Miller	
Emerson Etem	Apr. 9/16	4-3	vs Edmonton	Cam Talbot	

CANUCKS

PLAYERS

IN THE SYSTEM

2017/18 REVIEW

OPPONENTS

HISTORY

ALL TIME RECORDS

PLAYOFFS

NHL

MEDIA SERVICES

SHOOTOUT RECORD

2016.17 (4-2)	Brandon Sutter	Oct. 15/16	2-1	vs Calgary	Chad Johnson
	Tanner Pearson	Oct. 22/16	3-4	@ Los Angeles	Jacob Markstrom
	Markus Granlund	Nov. 26/16	3-2	@ Colorado	Calvin Pickard
	Bo Horvat	Dec. 3/16	3-2	vs Toronto	Frederik Andersen
	Bo Horvat	Dec. 31/16	3-2	@ Edmonton	Cam Talbot
2017.18 (0-5)	Claude Giroux	Jan. 12/17	4-5	@ Philadelphia	Ryan Miller
	Mark Stone	Oct. 10/17	2-3	vs. Ottawa	Jacob Markstrom
	Jimmy Vesey	Nov. 26/17	3-4	@ NY Rangers	Jacob Markstrom
	Tyler Bozak	Jan. 6/18	2-3	@ Toronto	Jacob Markstrom
	Shea Theodore	Apr. 3/18	4-5	vs. Vegas	Jacob Markstrom
Leon Draisaitl	Apr. 7/18	2-3	@ Edmonton	Anders Nilsson	

CANUCKS

PLAYERS

IN THE SYSTEM

2017.18 REVIEW

OPPONENTS

HISTORY

ALL TIME RECORDS

PLAYOFFS

NHL

MEDIA SERVICES

ALL-TIME SCORING

ALL-TIME SCORING

Rk	Player	GP	G	A	PTS	PIM	Rk	Player	GP	G	A	PTS	PIM
1	H. Sedin	1,330	240	830	1,070	680	76	J. Bubl	256	17	101	118	202
2	D. Sedin	1,306	393	648	1,041	546	77	P. Reinhart	131	24	90	114	74
3	M. Naslund	884	346	410	756	614	78	M. Walton	115	44	69	113	71
4	T. Linden	1,140	318	415	733	730	T-79	T. Klatt	313	51	60	111	87
5	S. Smyl	896	262	411	673	1,556		R. Courtinall	141	39	72	111	68
6	T. Gradin	613	197	353	550	280	81	M. Samuelsson	155	49	57	106	106
7	P. Bure	428	254	224	478	328	82	C. Neely	201	51	53	104	320
8	T. Tanti	531	250	220	470	489	T-83	D. Brashear	388	50	53	103	1,159
9	T. Bertuzzi	518	188	261	449	822		H. Graves	196	42	61	103	49
10	D. Lever	593	186	221	407	354	85	B. Hedican	310	17	85	102	281
T-11	R. Kesler	655	182	211	393	594	86	P.-O. Brasar	181	37	63	100	21
	B. Morrison	543	136	257	393	326	T-87	G. Odjick	444	46	52	98	2,127
13	A. Boudrias	458	121	267	388	140		L. Molin	172	33	65	98	37
14	A. Burrows	822	193	191	384	1,066	T-89	S. Baertschi	193	49	45	94	46
15	P. Skriko	472	171	202	373	221		C. Ehrhoff	159	28	66	94	94
16	G. Adams	489	179	190	369	154	91	T. Pyatt	224	49	44	93	145
17	P. Sundstrom	374	133	209	342	181	92	R. Paiement	147	44	47	91	269
18	A. Adler	758	84	250	334	491	T-93	S. Bozek	191	46	44	90	118
19	C. Ronning	366	112	216	328	183		R. Vrbata	142	44	46	90	32
20	M. Ohlund	770	93	232	325	756		R. Lemieux	192	29	61	90	68
T-21	J. Lumme	579	83	238	321	379		B. Wilkins	276	21	69	90	458
	D. Kearns	677	31	290	321	386	97	P. Bordeleau	183	33	56	89	47
23	A. Mogilny	312	139	169	308	144	98	D. Murzyn	452	23	65	88	900
24	D. Lidster	666	65	242	307	526	99	S. Tambellini	161	42	45	87	34
25	D. Verweert	409	139	165	304	177	100	C. Tanev	390	18	68	86	62
26	C. Oddleifson	469	85	180	265	439	101	D. Quinn	101	34	49	83	73
27	G. Courtinall	292	102	144	246	495	102	M. Petit	226	24	57	81	373
28	K. Bieksa	597	56	185	241	879	T-103	P. Schaefer	194	37	40	77	52
T-29	D. Rota	289	120	116	236	453		J. Sleg	154	12	65	77	235
	S. Salo	566	74	162	236	202	105	M. Ridley	112	26	47	73	71
31	J. Hansen	565	105	130	235	260	T-106	P. Martin	131	27	45	72	60
32	E. Jovanovski	434	57	177	234	536		G. Diduk	265	17	55	72	553
33	R. Lanz	417	56	171	227	331	108	M. Hall	109	27	44	71	28
T-34	J. Sandlak	509	104	117	221	789	109	J. Benning	241	15	55	70	172
	R. Blight	324	96	125	221	168	T-110	B. Sutter	162	33	36	69	22
36	B. Schmutz	285	108	104	212	428		P. Demitra	97	23	46	69	20
37	C. Fraser	348	92	114	206	651	112	B. Manno	163	13	55	68	115
38	M. Cooke	566	83	120	203	625	113	G. Boddy	273	23	44	67	263
39	K. McCarthy	352	51	148	199	388	T-114	M. Craven	88	15	50	65	42
40	B. Pederson	233	60	137	197	174		A. Plavsic	182	13	52	65	147
41	H. Snepsts	781	35	160	195	1,446	116	E. Tikkanen	100	25	39	64	80
42	G. O'Flaherty	435	98	95	193	166	117	D. Tannahill	111	30	33	63	25
43	B. Lalonde	353	72	117	189	185	118	R. Nordmark	169	10	52	62	194
44	I. Boldirev	216	80	104	184	105	T-119	B. Boeser	71	33	27	60	16
45	M. Raymond	374	80	98	178	118		M. Sillinger	138	28	32	60	65
46	R. Sedlbauer	325	108	69	177	170		M. Robitaille	174	10	50	60	121
47	M. Gelinas	258	90	81	171	173	T-122	Z. Kassian	171	32	27	59	287
48	A. Cassels	198	40	128	168	48		D. Ward	103	28	31	59	119
49	T. Williams	312	83	82	165	1,324		G. Valk	172	24	35	59	200
T-50	O. Kurtenbach	229	62	101	163	200	T-125	A. Chubarov	228	25	33	58	40
	D. Halward	324	45	118	163	389		W. Mitchell	264	10	48	58	233
T-52	M. Lemay	279	70	92	162	367	127	R. Kron	144	24	33	57	37
	M. Messier	207	52	110	162	121	T-128	B. May	225	29	27	56	380
54	B. Horvat	295	71	90	161	71		H. Druken	118	27	29	56	30
55	J. Gould	218	82	76	158	53		M. Corrigan	95	24	32	56	128
56	D. Babych	409	23	131	154	290	T-131	A. Carter	81	33	22	55	41
57	G. Lupul	293	70	75	145	243		P. McNab	88	24	31	55	20
58	I. Lariionov	210	51	92	143	88		J.-J. Daigneault	131	9	46	55	114
T-59	C. Higgins	314	62	80	142	82	T-134	Blair MacDonald	180	26	28	54	32
	D. Hamhuis	389	23	119	142	190		S. Bernier	140	26	28	54	48
61	S. Momooso	269	68	73	141	655		D. Scatchard	179	26	28	54	329
T-62	G. Monahan	287	58	82	140	166		D. Dorsett	184	20	34	54	459
	G. Butcher	610	33	107	140	1,668		J. Brown	72	10	44	54	44
64	J. Gillis	309	63	75	138	210	139	B. Peterson	146	15	38	53	171
65	D. Tallon	222	44	93	137	219	T-140	K. Wellwood	149	32	20	52	16
T-66	B. Bradley	193	51	81	132	155		D. Capuano	88	16	36	52	52
	J. Guevremont	227	44	88	132	124	T-142	D. Booth	134	26	25	51	54
68	B. Dailey	257	38	93	131	417		J. Ruutu	267	23	28	51	453
69	B. Sopol	322	33	97	130	139	T-144	M. Crawford	176	19	31	50	229
70	P. Nedved	222	63	61	124	152		B. Hutton	207	6	44	50	68
T-71	W. Maki	180	50	73	123	148	T-146	T. Taylor	125	20	29	49	141
	I. Hlinka	137	42	81	123	28		D. Hodgson	74	16	33	49	52
T-73	R. Sutter	291	61	61	122	533		J. Garrison	128	15	34	49	85
	L. Lindgren	335	23	99	122	292	T-149	B. Ashton	124	23	25	48	68
75	A. Aucoin	341	49	71	120	245		B. Muckalt	106	20	28	48	115

ALL-TIME SCORING

Rk	Player	GP	G	A	PTS	PIM	Rk	Player	GP	G	A	PTS	PIM
	T. Fergus	80	19	29	48	37		D. Pederson	102	8	15	23	98
	M. Malhotra	159	18	30	48	36		D. Richter	127	4	19	23	396
T-153	M. Granlund	138	29	18	47	28	T-232	M. Del Zotto	82	6	16	22	48
	L. Eriksson	115	21	26	47	12		D. Pouliot	71	3	19	22	39
155	R. Oksijoki	68	21	25	46	44	T-234	R. Vaive	47	13	8	21	111
T-156	B. Richardson	118	19	25	44	73		T. Glass	140	7	14	21	187
	N. Belland	106	13	31	44	54		L. Melnyk	190	5	16	21	246
	A. Semenov	62	10	34	44	28		K. McLean (G)	516	0	21	21	54
	S. Walker	197	10	34	44	466	T-238	B. McSheffrey	87	13	7	20	44
	M. Baron	383	10	34	44	375		R. Walter	92	9	11	20	59
T-161	D. Balon	116	22	21	43	43		Ralph Stewart	53	8	12	20	4
	J. Wright	91	13	30	43	43		D. Saunders	56	7	13	20	10
T-163	T. Letowski	120	18	24	42	51		J. Schella	115	2	18	20	224
	N. Baumgartner	99	7	35	42	38	T-244	A. Biega	138	2	18	20	72
T-165	D. Bruce	143	23	18	41	245		A. Rome	148	5	14	19	123
	J. Beranek	98	14	27	41	88	T-246	J. Strudwick	243	4	15	19	367
	T. Vanek	61	17	24	41	28		J. Mazur	47	11	7	18	20
T-168	D. Lowry	165	19	21	40	357		J. McCann	69	9	9	18	32
	J. Nil	124	17	23	40	219		R. Park	60	8	10	18	29
T-170	J. Butler	128	19	20	39	96		T. Hunter	176	8	10	18	512
	N. Bonino	75	15	24	39	22		M. Bartkowski	80	6	12	18	50
	L. Vey	116	14	25	39	24		K. Guy	114	5	13	18	105
	T. Pratt	176	9	30	39	261		P. Quinn	133	4	14	18	212
174	Y. Weber	159	17	21	38	70		S. O'Brien	141	2	16	18	275
T-175	M. Kirtan	119	23	14	37	27	T-254	J. Tambellini	62	9	8	17	18
	R. Delorme	210	17	20	37	383		N. Goldobin	50	8	9	17	6
	B. Noonan	98	14	23	37	68		M. Keane	64	8	9	17	20
	M. Malik	147	10	27	37	97		J. Carson	34	7	10	17	22
T-179	B. Gassoff	122	19	17	36	163		C. Campbell	89	1	16	17	206
T-180	C. Hodgson	71	17	18	35	8	T-259	T. Currie	38	9	7	16	4
	A. DeMarco	95	13	22	35	23		R. Rypien	119	9	7	16	226
	T. Stecher	139	4	31	35	60		J. Charbonneau	46	8	8	16	55
	J. Grisdale	199	3	32	35	266		D. Sanderson	16	7	9	16	30
T-184	S. Matthias	96	21	13	34	28		T. Hall	34	7	9	16	25
	J. Virtanen	140	17	17	34	93		B. Helmer	62	7	9	16	71
	B. Derlago	63	15	19	34	29		T. Warriner	44	6	10	16	34
	W. Connelly	53	14	20	34	12		M. Marois	50	4	12	16	115
	A. MacAdam	80	14	20	34	27		K. Ballard	148	3	13	16	146
	V. Krutov	61	11	23	34	20	T-268	A. Spruce	51	9	6	15	37
	P. Popiel	116	11	23	34	97		M. Arvedson	41	8	7	15	12
T-191	R. Cullen	70	12	21	33	42		J. Schroeder	56	6	9	15	6
	D. Dunn	69	11	22	33	87		D. Stanley	100	6	9	15	192
	H. York	103	11	22	33	40		A. McBain	45	5	10	15	54
	B. McCabe	95	8	25	33	184		S. Staios	143	3	12	15	208
T-195	L. Rochefort	87	18	14	32	2		G. Ledyard	49	2	13	15	14
	J.-M. Lanthier	105	16	16	32	29	T-275	D. Smith	40	6	8	14	76
	B. Allen	216	14	18	32	288		M. Lindgren	54	5	9	14	18
	G. Minor	140	11	21	32	173		W. Huber	35	4	10	14	40
	L. Rohlin	96	8	24	32	40		R. Johnson	120	3	11	14	24
	L. Sbisai	199	7	25	32	112		D. Gagner	33	2	12	14	24
T-201	P. Zezel	66	11	20	31	18		R. Eriksson	35	2	12	14	4
	C. Cove	177	10	21	31	535	T-281	D. Hendrickson	67	7	6	13	36
	S. Gagner	74	10	21	31	35		R. Summanen	19	6	7	13	2
T-204	D. Johnson	77	16	14	30	16		J. Green	90	6	7	13	39
	M. Lapierre	149	14	16	30	183		R. Shannon	27	5	8	13	24
T-206	R. Torres	80	14	15	29	78		J. Holden	46	4	9	13	12
	D. Roberts	71	11	18	29	55		A. Alberts	134	4	9	13	126
	G. Hawgood	95	7	22	29	32		J. McIntyre	90	3	10	13	75
T-209	M. Santorelli	49	10	18	28	6		B. Murray	90	3	10	13	42
	M. Sundin	41	9	19	28	28		J. Hughes	52	2	11	13	181
T-212	L. Goodenough	113	7	21	28	75		G. Doak	82	2	11	13	135
	S. Kariya	65	9	18	27	32		A. Schliebener	84	2	11	13	74
	R. Dirk	217	9	18	27	401		L. Carrier	56	1	12	13	66
	C. Joseph	101	5	22	27	68	T-293	R. Boucher	47	8	4	12	6
	L. Krajicek	117	5	22	27	100		E. Etem	39	7	5	12	9
	T. Kurvers	32	4	23	27	20		M. Peca	37	6	6	12	32
	R. Stantton	118	4	23	27	67		A. Ebbett	46	6	6	12	10
T-218	L. Bohonos	70	13	13	26	14		D. Archibald	43	5	7	12	14
	D. Weise	152	10	16	26	166		B. Gaunce	114	5	7	12	45
	C. Alexander	32	8	18	26	6		R. Kenins	38	4	8	12	14
	D. Wickenheiser	80	7	19	26	36	T-300	J. Cowan	88	7	4	11	203
T-222	G. Meehan	57	10	15	25	4		B. Isbister	55	6	5	11	38
	S. Lachance	157	4	21	25	96		T. Sestito	6	5	11	273	
T-224	R. Boyd	62	7	17	24	64		M. Grabner	20	5	6	11	8
	J. McIlhargey	167	6	18	24	403		C. Ruuttu	25	5	6	11	23
T-226	J. LeBlanc	43	13	10	23	18		R. Stern	97	5	6	11	480
	J. King	55	12	11	23	8		I. Kidd	20	4	7	11	25
	J. Bulis	79	12	11	23	70		J. Korab	31	4	7	11	64
	J. Hlavac	55	10	13	23	16		B. Ritchie	71	3	8	11	80

ALL-TIME SCORING

Rk	Player	GP	G	A	PTS	PIM	Rk	Player	GP	G	A	PTS	PIM
	E. Gudbranson	82	3	8	11	53		F. Potvin (G)	69	0	4	4	4
	N. Tryamkin	79	3	8	11	74		K. Whitmore (G)	74	0	4	4	15
	B. Convery	19	2	9	11	8		D. Cloutier (G)	208	0	4	4	70
	A. Eldebrink	43	2	9	11	21	T-391	J. Belanger	9	3	0	3	4
T-313	R. Murphy	73	6	4	10	100		N. Dowd	40	3	0	3	16
	N. Lafayette	38	5	5	10	6		V. Sharifjanov	17	2	1	3	14
	A. Cracknell	44	5	5	10	14		A. Semak	18	2	1	3	2
	J. Jokinen	14	4	6	10	2		K. Manery	21	2	1	3	15
	J. Jaffray	33	4	6	10	33		S. Morin	6	1	2	3	6
	J. Wiley	37	4	6	10	6		Y. Tremblay	12	1	2	3	12
	B. Robertsson	69	4	6	10	37		M. Rucinsky	13	1	2	3	10
	G. Sanderson	22	3	7	10	8		M-A. Gagnani	14	1	2	3	6
	R. Luongo (G)	448	0	10	10	24		F. Speck	18	1	2	3	0
T-322	M. Pettinger	29	5	4	9	17		M. Stapleton	18	1	2	3	8
	J. Skille	55	5	4	9	12		J. Wiste	23	1	2	3	0
	M. Chaput	77	4	5	9	34		T. Crowder	30	1	2	3	52
	B. Leipsic	14	3	6	9	10		L. Goren	30	1	2	3	30
	G. Richardson	24	3	6	9	19		L. Courville	33	1	2	3	16
	M. Wotton	42	3	6	9	25		R. Flockhart	43	1	2	3	12
	A. Miller	57	1	8	9	32		S. Antoski	70	1	2	3	265
T-329	R. Tudor	26	4	4	8	19		M. Stevens	6	0	3	3	6
	K. Berry	27	4	4	8	11		D. Gibson	14	0	3	3	20
	J. Megna	59	4	4	8	6		R. Buskas	17	0	3	3	36
	J. Kurtz	27	3	5	8	14		V. Oreskovich	17	0	3	3	15
	B. Maxwell	30	1	7	8	28		G. Martin	24	0	3	3	45
	S. Kannegiesser	42	1	7	8	36		G. Cochrane	63	0	3	3	177
	J. Hargreaves	66	1	7	8	105		A. Auld (G)	81	0	3	3	4
	J. Namestnikov	35	0	8	8	18		C. Hirsch (G)	101	0	3	3	8
	R. Brodeur (G)	377	0	8	8	24		F. Caprice (G)	102	0	3	3	17
T-338	D. Jackson	15	6	1	7	13		G. Snow (G)	109	0	3	3	46
	D. Hordichuk	129	5	2	7	251		G. Hanlon (G)	137	0	3	3	107
	M. Bridgman	15	4	3	7	10	T-419	D. Woodley	5	2	0	2	17
	B. Smolinski	20	4	3	7	8		P. Kavanagh	6	2	0	2	2
	Z. Dalpe	55	4	3	7	6		P. Bakovic	10	2	0	2	48
	G. Rizzuto	37	3	4	7	16		G. Leeman	10	2	0	2	0
	D. Kozak	28	2	5	7	30		T. Motte	15	2	0	2	4
	B. Prust	35	1	6	7	59		F. Corrado	28	2	0	2	4
	J. Dowd	38	1	6	7	6		L. Bourdon	36	2	0	2	24
	R. Fitzpatrick	58	1	6	7	46		L. Sweatt	3	1	1	2	2
T-348	G.C. Adams	12	4	2	6	35		K. Beech	4	1	1	2	0
	D. Roy	12	3	3	6	2		R. Diaz	6	1	1	2	0
	N. Jensen	24	3	3	6	10		C. Vilgrain	6	1	1	2	0
	B. Reid	13	2	4	6	0		M. Christie	9	1	1	2	0
	D. Kesa	19	2	4	6	18		L. Vaic	9	1	1	2	2
	S. Pahlsson	19	2	4	6	12		B. Lukowich	13	1	1	2	4
	J. Mair	23	2	4	6	8		Z. Komarniski	19	1	1	2	10
	S. McCarthy	51	2	4	6	43		M. Brown	39	1	1	2	140
	R. Ward	71	2	4	6	4		A. Sautner	5	0	2	2	2
	D. Seguin	26	1	5	6	46		M. Duco	6	0	2	2	5
	P. Larsen	26	1	5	6	4		M. Zalewski	8	0	2	2	2
	T. Santala	30	1	5	6	24		M. Bergevin	9	0	2	2	2
	D. Logan	40	1	5	6	122		H. Young	11	0	2	2	25
	C. Schneider (G)	98	0	6	6	0		C. Barker	14	0	2	2	4
T-362	H. Vasiljevs	18	3	2	5	2		D. Shore	14	0	2	2	4
	B. Wilcox	33	3	2	5	15		F. Fedorov	15	0	2	2	8
	W. Brookbank	52	3	2	5	176		A. Clendening	17	0	2	2	8
	S. Nemchinov	6	2	3	5	4		K. Carney	18	0	2	2	14
	B. Loney	12	2	3	5	6		R. Davison	23	0	2	2	51
	M. Schneider	17	2	3	5	12		M. Reaume	27	0	2	2	4
	T. Bouck	36	2	3	5	60		D. Sly	31	0	2	2	10
	D. Berehowsky	39	2	3	5	39		J. Huscroft	33	0	2	2	118
	A. Bolduc	46	2	3	5	38		D. Malkoc	41	0	2	2	136
	J. Cullimore	64	2	3	5	62		G. Bromley (G)	73	0	2	2	8
	C. McAllister	64	2	3	5	169		D. Wilson (G)	148	0	2	2	39
	R. Gregg	21	1	4	5	24		R. Miller (G)	150	0	2	2	24
	C. O'Sullivan	11	0	5	5	2		G. Smith (G)	189	0	2	2	104
T-376	J. Markstrom (G)	126	0	5	5	10	T-444	J. Krog	4	1	0	1	2
	D. Callander	21	3	1	4	2		M. Bliznak	6	1	0	1	0
	Ron Stewart	42	3	1	4	10		M. Grenier	7	1	0	1	9
	A. Volpatti	54	3	1	4	81		T. Lenardon	8	1	0	1	4
	S. Kulak	32	2	2	4	37		S. Shirokov	8	1	0	1	2
	M. Chouinard	42	2	2	4	10		K. Lain	9	1	0	1	21
	B. Bitz	10	1	3	4	14		M. Lampman	14	1	0	1	0
	N. Eisenhut	13	1	3	4	21		J. Welsh	19	1	0	1	6
	L. Lunde	20	1	3	4	2		F. Kucera	26	1	0	1	10
	B. Smith	21	1	3	4	52		J. Balej	1	0	1	1	0
	R. Holt	22	1	3	4	80		T. Fedun	1	0	1	1	0
	E. Hatoum	26	1	3	4	21		D. Ratushny	1	0	1	1	2
	D. Fortier	58	1	3	4	125		B. Moran	3	0	1	1	2

CANUCKS

PLAYERS

IN THE SYSTEM

2017/18 REVIEW

OPPONENTS

HISTORY

ALL TIME RECORDS

PLAYOFFS

NHL

MEDIA SERVICES

271

ALL-TIME SCORING

Rk	Player	GP	G	A	PTS	PIM	Rk	Player	GP	G	A	PTS	PIM
	S. Pronger	3	0	1	1	4		R. Gordon	4	0	0	0	2
	O. Vaananen	3	0	1	1	0		B. Leeb	4	0	0	0	2
	A. Rodin	3	0	1	1	0		M. Noronen (G)	4	0	0	0	0
	B. Affleck	5	0	1	1	0		E. Oberg	4	0	0	0	0
	G. Hubick	5	0	1	1	0		Maxime Ouellet (G)	4	0	0	0	2
	P. Coulombe	7	0	1	1	4		R. Parent	4	0	0	0	0
	J. Kocur	7	0	1	1	19		N. Smith	4	0	0	0	0
	J. McDonnell	7	0	1	1	12		A. Gaudette	5	0	0	0	0
	T. Mojzis	7	0	1	1	12		P. O'Neil	5	0	0	0	0
	B. McMillan	8	0	1	1	0		G. Molino	5	0	0	0	0
	C. Levie	9	0	1	1	13		M. Brochu (G)	6	0	0	0	0
	A. Sulzer	12	0	1	1	2		M. Fountain (G)	6	0	0	0	0
	D. Bodger	13	0	1	1	4		A. Gordon	6	0	0	0	0
	E. Ciccone	13	0	1	1	47		M. Mancari	6	0	0	0	0
	P. Lawless	13	0	1	1	0		B. Mason (G)	6	0	0	0	0
	L. Nycholat	14	0	1	1	6		C. Schwab (G)	6	0	0	0	2
	L. Zetterstrom	14	0	1	1	2		M. Sturm	6	0	0	0	2
	S. Burke (G)	16	0	1	1	14		R. Bachman (G)	6	0	0	0	0
	A. Nilsson (G)	27	0	1	1	0		J. Perrault	7	0	0	0	0
	W. Young (G)	30	0	1	1	0		S. Butenschon	8	0	0	0	10
	C. Sanford (G)	35	0	1	1	4		T. Hawkins	8	0	0	0	15
	R. Bartel	40	0	1	1	14		D. Morrison	8	0	0	0	0
	D. Langdon	45	0	1	1	143		Y. Sauve	8	0	0	0	0
	P. Skudra (G)	46	0	1	1	2		S. Washburn	8	0	0	0	2
	M. Weaver	55	0	1	1	33		J. LaBarbera (G)	9	0	0	0	0
	J. Garrett (G)	56	0	1	1	23		J. Rohlicek	9	0	0	0	8
	A. Stojanov	62	0	1	1	136		D. Sabourin (G)	9	0	0	0	0
	J. Agnew	65	0	1	1	189		A. Grenier	9	0	0	0	2
	T. Gamble (G)	72	0	1	1	22		J. Caron (G)	10	0	0	0	2
	C. Maniago (G)	93	0	1	1	18		J. Cramarossa	10	0	0	0	9
	C. Ridley (G)	96	0	1	1	13		S. Brown	12	0	0	0	8
T-488	M. Bannerman (G)	1	0	0	0	0		K. Ellacott (G)	12	0	0	0	0
	K. Block	1	0	0	0	0		S. Pinizzotto	12	0	0	0	29
	C. Brown	1	0	0	0	7		J. Arbour	13	0	0	0	12
	T. Demko (G)	1	0	0	0	0		J. LaBate	13	0	0	0	21
	D. Dunbar	1	0	0	0	2		G. Desbiens	13	0	0	0	12
	J. Eriksson (G)	1	0	0	0	0		A. Pedan	13	0	0	0	18
	Z. Fitzgerald	1	0	0	0	0		L. Bolonchuk	15	0	0	0	6
	A. Friesen	1	0	0	0	0		M. Brown	16	0	0	0	77
	S. Hazlett	1	0	0	0	0		B. Bullock (G)	16	0	0	0	2
	P. Holm	1	0	0	0	0		B. Glynn	16	0	0	0	12
	R. Homenuke	1	0	0	0	0		E. Weinrich	16	0	0	0	8
	B. Hurlburt	1	0	0	0	2		N. McIver	18	0	0	0	59
	M. Jokela	1	0	0	0	0		J. Hedberg (G)	21	0	0	0	10
	Brett MacDonald	1	0	0	0	0		A. Raycroft (G)	21	0	0	0	4
	S. McKichan (G)	1	0	0	0	0		K. Weekes (G)	31	0	0	0	0
	R. McVicar (G)	1	0	0	0	0		C. Hodge (G)	35	0	0	0	0
	T. Moss (G)	1	0	0	0	0		B. Essensa (G)	39	0	0	0	4
	P. Ryan	1	0	0	0	2		A. Irbe (G)	41	0	0	0	2
	H. Shinkaruk	1	0	0	0	0		G. Gardner (G)	42	0	0	0	0
	G. Sobchuk	1	0	0	0	0		E. Dyck (G)	49	0	0	0	0
	S. Veysel	1	0	0	0	0		K. Lockett (G)	55	0	0	0	8
	B. Rendulic	1	0	0	0	0		S. Weeks (G)	66	0	0	0	4
	E. McEneny	1	0	0	0	0		E. Lack (G)	82	0	0	0	2
	R. Bawa	2	0	0	0	0							
	B. Cook	2	0	0	0	0							
	B. Defazio	2	0	0	0	0							
	B. Ferriero	2	0	0	0	0							
	P. Folco	2	0	0	0	0							
	D. Gloor	2	0	0	0	0							
	L. Gould	2	0	0	0	0							
	B. Holloway	2	0	0	0	0							
	D. Joslin	2	0	0	0	0							
	D. MacIntyre (G)	2	0	0	0	0							
	D. McLelland (G)	2	0	0	0	0							
	A. Michaud (G)	2	0	0	0	0							
	K. Primeau	2	0	0	0	4							
	J. Schultz	2	0	0	0	0							
	S. Stone	2	0	0	0	0							
	A. Tezikov	2	0	0	0	0							
	R. Bonni	3	0	0	0	0							
	J. Capuano	3	0	0	0	0							
	R. Heinz (G)	3	0	0	0	0							
	D. McCord	3	0	0	0	6							
	Michel Ouellet	3	0	0	0	0							
	P. Pelletier	3	0	0	0	0							
	B. Sweatt	3	0	0	0	0							
	J. Andersson	4	0	0	0	0							

ALL-TIME PLAYER RECORDS

GAMES

1	Henrik Sedin	1,330
2	Daniel Sedin	1,306
3	Trevor Linden	1,140
4	Stan Smyl	896
5	Markus Naslund	884
6	Alex Burrows	822
7	Harold Snepsts	781
8	Mattias Ohlund	770
9	Alex Edler	758
10	Dennis Kearns	677

GOALS

1	Daniel Sedin	393
2	Markus Naslund	346
3	Trevor Linden	318
4	Stan Smyl	262
5	Pavel Bure	254
6	Tony Tanti	250
7	Henrik Sedin	240
8	Thomas Gradin	197
9	Alex Burrows	193
10	Todd Bertuzzi	188

ASSISTS

1	Henrik Sedin	830
2	Daniel Sedin	648
3	Trevor Linden	415
4	Stan Smyl	411
5	Markus Naslund	410
6	Thomas Gradin	353
7	Dennis Kearns	290
8	Andre Boudrias	267
9	Todd Bertuzzi	261
10	Brendan Morrison	257

PENALTY MINUTES

1	Gino Odjick	2,127
2	Garth Butcher	1,668
3	Stan Smyl	1,556
4	Harold Snepsts	1,446
5	Tiger Williams	1,324
6	Donald Brashear	1,159
7	Alex Burrows	1,066
8	Dana Murzyn	900
9	Kevin Bieksa	879
10	Todd Bertuzzi	822

GAME-WINNING GOALS

1	Daniel Sedin	86
2	Markus Naslund	49
3	Henrik Sedin	38
4	Trevor Linden	33
5	Pavel Bure	32
6	Brendan Morrison	30
7	Tony Tanti	29
8	Alex Burrows	28
9	Thomas Gradin	26
10	Ryan Kesler	25

POWER PLAY GOALS

1	Daniel Sedin	138
2	Markus Naslund	114
3	Tony Tanti	102
4	Trevor Linden	97
5	Todd Bertuzzi	79
6	Stan Smyl	74
7	Pavel Bure	69
8	Greg Adams	65
T-9	Henrik Sedin	61
	Ryan Kesler	61

SHORTHANDED GOALS

1	Pavel Bure	24
2	Alex Burrows	17
3	Trevor Linden	15
T-4	Stan Smyl	13
	Alex Mogilny	13
6	Petri Skriko	11
7	Ryan Kesler	10
8	Matt Cooke	8
T-9	Henrik Sedin	7
	Thomas Gradin	7
	Brendan Morrison	7

HAT TRICKS

T-1	Markus Naslund	10
	Tony Tanti	10
3	Pavel Bure	9
4	Stan Smyl	7
5	Daniel Sedin	6
T-6	Todd Bertuzzi	5
	Petri Skriko	5
T-8	Trevor Linden	4
	Thomas Gradin	4
	Alex Mogilny	4
	Darcy Rota	4
	Bobby Schmautz	4

GOALTENDER

Games Played		
1	Kirk McLean	516
2	Roberto Luongo	448
3	Richard Brodeur	377
4	Dan Cloutier	208
5	Gary Smith	189

Wins

1	Roberto Luongo	252
2	Kirk McLean	211
3	Richard Brodeur	126
4	Dan Cloutier	109
5	Gary Smith	72

Shutouts

1	Roberto Luongo	38
2	Kirk McLean	20
3	Dan Cloutier	14
4	Gary Smith	11
5	Ryan Miller	10

AVG (Min. 50 GP)

1	Cory Schneider	2.20
2	Roberto Luongo	2.36
3	Dan Cloutier	2.42
4	Eddie Lack	2.43
5	Ryan Miller	2.69

CENTRES

Rk.	Player	G	A	PTS
1	Henrik Sedin	240	830	1070
2	Thomas Gradin	197	353	550
T-3	Ryan Kesler	182	211	393
	Brendan Morrison	136	257	393
5	Andre Boudrias	121	267	388
6	Patrick Sundstrom	133	209	342
7	Cliff Ronning	112	216	328
8	Chris Oddleifson	85	180	265
9	Barry Pederson	60	137	197
10	Bobby Lalonde	72	117	189

RIGHT WING

Rk.	Player	G	A	PTS
1	Trevor Linden	318	415	733
2	Stan Smyl	262	411	673
3	Pavel Bure	254	224	478
4	Tony Tanti	250	220	470
5	Todd Bertuzzi	188	261	449
6	Alex Burrows	193	191	384
7	Alex Mogilny	139	169	308
8	Dennis Vervegaert	139	165	304
9	Jannik Hansen	105	130	235
T-10	Jim Sandlak	104	117	221
	Rick Blight	96	125	221

LEFT WING

Rk.	Player	G	A	PTS
1	Daniel Sedin	393	648	1041
2	Markus Naslund	346	410	756
3	Don Lever	186	221	407
4	Petri Skriko	171	202	373
5	Greg G. Adams	179	190	369
6	Geoff Courtinall	102	144	246
7	Darcy Rota	120	116	236
8	Curt Fraser	92	114	206
9	Matt Cooke	83	120	203
10	Gerry O'Flaherty	98	95	193

DEFENCEMEN

Rk.	Player	G	A	PTS
1	Alex Edler	84	250	334
2	Mattias Ohlund	93	232	325
T-3	Jyrki Lumme	83	238	321
	Dennis Kearns	31	290	321
5	Doug Lidster	65	242	307
6	Kevin Bieksa	56	185	241
7	Sami Salo	74	162	236
8	Ed Jovanovski	57	177	234
9	Rick Lanz	56	171	227
10	Kevin McCarthy	51	148	199

ROOKIE

Rk.	Player	G	A	PTS
T-1	Pavel Bure	34	26	60
	Ivan Hlinka	23	37	60
3	Trevor Linden	30	29	59
4	Dennis Vervegaert	26	31	57
T-5	Rick Blight	25	31	56
	Dale Tallon	14	42	56
7	Brock Boeser	29	26	55
8	Dixon Ward	22	30	52

ALL-TIME PLAYER RECORDS

SEASON PLAYER RECORDS

Season	Goals	Assists	Points	Season	Goals	Assists	Points
1970.71	Paient 34	Tallon 42	Boudrias 66	1992.93	Bure 60*	Ronning 56	Bure 110
1971.72	Boudrias 27	Guevremont 38	Boudrias 61	1993.94	Bure 60*	Bure 47	Bure 107
			Kurtenbach 61	1994.95	Bure 20	R. Courtnall 24	Bure 43
1972.73	Schmautz 38	Boudrias 40	Schmautz 71	1995.96	Mogilny 55	Mogilny 52	Mogilny 107
1973.74	Schmautz 26	Boudrias 59	Boudrias 75	1996.97	Gelinis 35	Mogilny 42	Mogilny 73
	Ververgaert 26			1997.98	Bure 51	Bure 39	Bure 90
1974.75	Lever 38	Boudrias 62	Boudrias 78	1998.99	Naslund 36	Messier 35	Naslund 66
1975.76	Ververgaert 37	Kearns 46	Ververgaert 71	1999.00	Naslund 27	Cassels 45	Naslund 65
		Oddleifson 46		2000.01	Naslund 41	Cassels 44	Naslund 75
1976.77	Blight 28	Kearns 55	Blight 68	2001.02	Naslund 40	Naslund 50	Naslund 90
1977.78	Walton 29	Kearns 43	Walton 66	2002.03	Naslund 48	Naslund 56	Naslund 104
1978.79	Sedlbauer 40	Gradin 31	Sedlbauer 56	2003.04	Naslund 35	Naslund 49	Naslund 84
		Kearns 31		2004.05	-	-	-
1979.80	Smyl 31	Smyl 47	Smyl 78	2005.06	Carter 33	H. Sedin 57	Naslund 79
1980.81	Williams 35	Gradin 48	Gradin 69	2006.07	D. Sedin 36	H. Sedin 71	D. Sedin 84
1981.82	Gradin 37	Gradin 49	Gradin 86	2007.08	D. Sedin 29	H. Sedin 61	H. Sedin 76
1982.83	Rota 42	Gradin 54	Smyl 88	2008.09	D. Sedin 31	H. Sedin 60	D. Sedin 82
1983.84	Tanti 45	Gradin 57	Sundstrom 91	2009.10	Burrows 35	H. Sedin 83*	H. Sedin 112*
1984.85	Tanti 39	Sundstrom 43	Sundstrom 68	2010.11	D. Sedin 41	H. Sedin 75	D. Sedin 104
1985.86	Tanti 39	Sundstrom 48	Skriko 79		Kesler 41		
1986.87	Tanti 41	Pederson 52	Tanti 78	2011.12	D. Sedin 30	H. Sedin 67	H. Sedin 81
1987.88	Tanti 40	Pederson 52	Tanti 77	2012.13	Burrows 13	H. Sedin 34	H. Sedin 45
1988.89	Linden 30	Reinhart 50	Skriko 66	2013.14	Kesler 25	H. Sedin 39	H. Sedin 50
	Skriko 30			2014.15	Vrbata 31	D. Sedin 56	D. Sedin 76
1989.90	Adams 30	Reinhart 40	Quinn 63	2015.16	D. Sedin 28	H. Sedin 44	D. Sedin 61
1990.91	Linden 33	Linden 37	Linden 70	2016.17	Horvat 20	H. Sedin 35	Horvat 52
	Courtnall 33			2017.18	Boeser 29	H. Sedin 47	D. Sedin 55
1991.92	Bure 34	Ronning 47	Linden 75				Boeser 55

*Club Record

SEASON PENALTY MINUTES & GOALTENDING RECORDS

Season	Penalty Minutes	Goaltender Avg (Min. 20 GP)	Wins	Season	Penalty Minutes	Goaltender Avg (Min. 20 GP)	Wins
1970.71	Paient 152	Hodge 3.41	Hodge 15	1993.94	Odjick 271	McLean 2.99	McLean 23
1971.72	Schella 166	Wilson 3.61	Wilson 16	1994.95	Murzyn 129	McLean 2.75	McLean 18
1972.73	Schmautz 137	Wilson 3.94	Wilson 13	1995.96	Odjick 181	Hirsch 2.93	Hirsch 17
1973.74	Dailey 143	Smith 3.44	Smith 20	1996.97	Odjick 371	McLean 3.21	McLean 21
1974.75	Pratt 145	Smith 3.09	Smith 32	1997.98	Brashear 372	Irbe 2.73	Irbe 14
1975.76	Snepsts 125	Lockett 3.47	Smith 20	1998.99	Brashear 209	Snow 2.93	Snow 20
1976.77	Snepsts 149	Maniago 3.36	Maniago 17	1999.00	Brashear 136	Potvin 2.59	Potvin 12
1977.78	McIlhargey 172	Maniago 4.02	Maniago 10	2000.01	Brashear 145	Essensa 2.68	Essensa 18
1978.79	Snepsts 130	Hanlon 3.10	Hanlon 12	2001.02	Cooke 111	Skudra 2.42	Cloutier 31
1979.80	Smyl 204	Hanlon 3.47	Hanlon 12	2002.03	Bertuzzi 144	Cloutier 2.42	Cloutier 33
1980.81	Williams 343	Brodeur 3.51	Brodeur 17	2003.04	May 137	Cloutier 2.27	Cloutier 33
1981.82	Williams 341	Brodeur 3.35	Brodeur 20	2004.05	-	-	-
1982.83	Williams 265	Brodeur 3.79	Brodeur 21	2005.06	Ruutu 142	Auld 2.94	Auld 33
1983.84	Williams 294	Brodeur 4.01	Garrett 14	2006.07	Bieksa 134	Luongo 2.29	Luongo 47*
1984.85	Butcher 152	Brodeur 4.67	Brodeur 16	2007.08	Burrows 179	Luongo 2.38	Luongo 35
1985.86	Butcher 188	Young 3.58	Brodeur 19	2008.09	O'Brien 196	Luongo 2.34	Luongo 33
1986.87	Butcher 207	Brodeur 3.59	Brodeur 20	2009.10	Hordichuk 142	Raycroft 2.42	Luongo 40
1987.88	Butcher 285	McLean 3.71	McLean 11	2010.11	Torres 78	Luongo 2.11	Luongo 38
1988.89	Butcher 227	Weeks 2.98	McLean 20	2011.12	Lapierre 130	Schneider 1.96	Luongo 31
1989.90	Stern 208	McLean 3.47	McLean 21	2012.13	Burrows 54	Schneider 2.11	Schneider 17
1990.91	Odjick 296	Gamble 3.45	Gamble 16	2013.14	Sestito 213	Luongo 2.38	Luongo 19
1991.92	Odjick 348	McLean 2.74	McLean 38	2014.15	Dorsett 175	Lack 2.45	Miller 29
1992.93	Odjick 370	Whitmore 3.10	McLean 28	2015.16	Dorsett 177	Miller 2.70	Miller 17
				2016.17	Tryamkin 64	Markstrom 2.63	Miller 18
				2017.18	Dorsett 74	Markstrom 2.71	Markstrom 23

*Club Record

ALL-TIME PLAYER RECORDS

GOALTENDING RECORDS

Goaltender	GPI	MINS	GA	SO	Avg	W-L-T	Goaltender	GPI	MINS	GA	SO	Avg	W-L-T
Kirk McLean	516	29,989	1637	20	3.28	211-228-59	Bob Essensa	39	2,059	92	1	2.68	18-12-3
Roberto Luongo	448	26,170	1,030	38	2.36	252-137-50	Charlie Hodge	35	1,967	112	0	3.42	15-13-5
Richard Brodeur	377	21,548	1,389	6	3.87	126-172-62	Curtis Sanford	35	1,652	74	1	2.71	11-11-1
Dan Cloutier	208	12,010	485	14	2.42	109-68-24	Kevin Weekes	31	1,519	81	1	3.20	6-15-5
Gary Smith	189	10,304	572	11	3.33	72-81-23	Wendell Young	30	1,443	96	0	3.99	5-15-4
Ryan Miller	150	8,798	394	10	2.68	64-68-16	Anders Nilsson	27	1,464	84	2	3.44	7-14-4
Dunc Wilson	148	7,919	538	2	3.93	34-86-12	Andrew Raycroft	21	967	39	1	2.42	9-5-1
Glen Hanlon	137	7,770	461	5	3.56	43-66-21	Johan Hedberg	21	1,098	46	3	2.51	8-6-2
Jacob Markstrom	126	6,957	314	2	2.71	48-54-14	Bruce Bullock	16	927	74	0	4.79	3-9-3
Garth Snow	109	5,717	273	6	2.87	33-52-11	Sean Burke	16	838	49	0	3.51	2-9-4
Frank Caprice	102	5,589	391	1	4.20	31-47-11	Ken Ellacott	12	555	41	0	4.43	2-3-4
Corey Hirsch	101	5,434	283	4	3.12	32-42-13	Jacques Caron	10	465	38	0	4.90	2-5-1
Cory Schneider	98	5,372	197	9	2.20	55-26-8	Jason LaBarbera	9	451	20	0	2.66	3-2-2
Curt Ridley	96	5,183	328	1	3.80	25-44-16	Dany Sabourin	9	479	21	0	2.63	2-4-1
Cesare Maniago	93	5,269	323	2	3.68	27-45-17	Richard Bachman	6	356	16	0	2.70	3-3-0
Eddie Lack	82	4,643	188	6	2.43	34-30-9	Bob Mason	6	353	29	0	4.93	2-4-0
Alex Auld	81	4,650	213	1	2.75	39-31-8	Corey Schwab	6	269	16	0	3.57	2-1-1
Kay Whitmore	74	4,296	244	1	3.40	36-28-6	Mike Fountain	6	245	14	1	3.43	2-2-0
Gary Bromley	73	3,982	241	3	3.63	25-27-14	Martin Brochu	6	216	15	0	4.17	0-3-0
Troy Gamble	72	3,804	229	1	3.61	22-29-9	Mike Noronen	4	170	10	0	3.52	1-1-0
Felix Potvin	69	3,972	188	1	2.84	26-30-10	Maxime Ouellet	4	222	12	0	3.25	0-2-1
Steve Weekes	66	3,808	218	0	3.43	19-34-11	Rick Heinz	3	180	9	1	3.00	2-1-0
John Garrett	56	2,994	205	1	4.11	22-21-5	D. McClelland	2	120	10	0	5.00	1-1-0
Ken Lockett	55	2,348	131	2	3.35	13-15-8	Drew MacIntyre	2	61	3	0	2.95	0-1-0
Ed Dycck	49	2,453	178	1	4.54	8-28-5	Alfie Michaud	2	69	5	0	4.35	0-1-0
Peter Skudra	46	2,358	101	2	2.57	19-13-8	Thatcher Demko	1	62	4	0	3.93	1-0-0
George Gardner	42	2,159	138	0	3.83	9-22-4	Jocim Eriksson	1	36	6	0	9.99	0-0-0
Arturs Irbe	41	1,999	91	2	2.73	14-11-6	Tyler Moss	1	22	1	0	2.50	0-0-0
							M. Bannerman	1	20	0	0	0.00	0-0-0
							Steve McKichan	1	20	2	0	6.00	0-0-0
							Rob McVicar	1	3	0	0	0.00	0-0-0

CANUCKS MOST PRODUCTIVE MONTHS

Player	Month	GP	Points	Player	Month	GP	Points
Stan Smyl	Mar. 1983	16	10-21-31	Petr Nedved	Nov. 1992	15	12-9-21
Pavel Bure	Mar. 1994	16	19-11-30	Barry Pederson	Jan. 1988	15	5-16-21
Darcy Rota	Mar. 1983	16	15-15-30	Pavel Bure	Nov. 1997	13	8-13-21
Thomas Gradin	Mar. 1983	16	11-16-27	Daniel Sedin	Dec. 2010	14	7-13-20
Henrik Sedin	Jan. 2010	13	6-19-25	Daniel Sedin	Mar. 2007	15	9-11-20
Henrik Sedin	Dec. 2009	15	5-20-25	Alex Mogilny	Jan. 1996	12	11-9-20
Alex Mogilny	Feb. 1996	13	12-13-25	Patrik Sundstrom	Oct. 1983	12	7-13-20
Henrik Sedin	Mar. 2010	15	4-20-24	Ryan Kesler	Dec. 2010	14	9-10-19
Pavel Bure	Nov. 1992	15	16-8-24	Henrik Sedin	Mar. 2009	15	7-12-19
Patrik Sundstrom	Feb. 1984	15	13-11-24	Henrik Sedin	Mar. 2007	15	2-17-19
Tony Tanti	Oct. 1983	12	13-10-23	Dan Quinn	Feb. 1990	14	13-6-19
Geoff Courtnall	Nov. 1992	15	5-18-23	Pavel Bure	Jan. 1994	13	13-6-19
Henrik Sedin	Dec. 2011	15	2-20-22	Petri Skriko	Nov. 1983	14	10-9-19
Henrik Sedin	Dec. 2010	14	7-15-22	Greg Adams	Nov. 1987	14	9-10-19
Daniel Sedin	Mar. 2010	15	8-14-22	Todd Bertuzzi	Jan. 2002	14	7-12-19
Alex Burrows	Jan. 2010	13	15-7-22	Barry Pederson	Nov. 1986	14	7-12-19
Daniel Sedin	Jan. 2010	13	6-16-22	Stan Smyl	Feb. 1980	12	5-14-19
Daniel Sedin	Dec. 2009	15	9-13-22	Daniel Sedin	Nov. 2015	14	8-10-18
Petri Skriko	Nov. 1986	14	14-8-22	Radim Vrbata	Mar. 2015	16	9-9-18
Tony Tanti	Jan. 1988	15	13-9-22	Daniel Sedin	Mar. 2009	15	5-13-18
Pavel Bure	Jan. 1992	14	12-10-22	Henrik Sedin	Oct. 2013	15	3-15-18
Petri Skriko	Mar. 1987	12	10-12-22	Daniel Sedin	Dec. 2006	13	9-9-18
Todd Bertuzzi	Mar. 2002	14	11-11-22	Ivan Hlinka	Nov. 1982	14	8-10-18
Daniel Sedin	Mar. 2011	15	9-12-21	Petri Skriko	Jan. 1988	13	8-10-18
Markus Naslund	Jan. 2002	14	8-13-21	Trevor Linden	Dec. 1995	13	7-11-18
				Per-Olov Brasar	Mar. 1981	13	6-12-18
				Thomas Gradin	Mar. 1982	13	6-12-18
				Paul Reinhart	Oct. 1989	13	5-13-18

ALL-TIME PENALTY SHOTS

CANUCKS POINT STREAKS

Rank	Player	Date	GP	Points
T-1	Nedved	Nov. 19/92	Dec. 27/92	15 15-9-24
	Bertuzzi	Jan. 3/02	Feb. 4/02	15 7-12-19
3	Rota	Mar. 2/83	Mar. 29/83	14 15-15-30
T-4	Kesler	Feb. 6/10	Mar. 14/10	13 6-9-15
	Smyl	Feb. 27/83	Mar. 23/83	13 8-19-27
	Bure	Jan. 4/93	Jan. 30/93	13 12-10-22
T-7	Burrows	Dec. 31/09	Jan. 25/10	12 13-6-19
	H. Sedin	Oct. 12/13	Nov. 5/13	12 3-11-14
	Gradin	Feb. 27/83	Mar. 21/83	12 10-16-26
	Bure	Mar. 9/94	Apr. 1/94	12 16-8-24
	Smyl	Feb. 7/80	Mar. 4/80	12 5-17-22
	Bure	Feb. 8/94	Mar. 4/94	12 11-10-21
	Semenov	Nov. 6/92	Nov. 26/92	12 1-16-17
	Bertuzzi	Jan. 17/03	Feb. 13/03	12 6-8-14
T-15	D. Sedin	Feb. 12/10	Mar. 16/10	11 3-14-17
	Tanti	Oct. 5/83	Oct. 28/83	11 13-10-23
	Kearns	Feb. 27/77	Mar. 20/77	11 1-19-20
	Mogilny	Nov. 3/95	Nov. 23/95	11 9-8-17
	Bubla	Oct. 12/83	Nov. 5/83	11 1-11-12

T-20	D. Sedin	Nov. 24/10	Dec. 18/10	10 4-10-14
	Burrows	Jan. 22/11	Feb. 14/11	10 8-4-12
	H. Sedin	Dec. 22/09	Jan. 11/10	10 5-15-20
	Bure	Nov. 11/97	Dec. 1/97	10 8-8-16
	Mogilny	Jan. 22/96	Feb. 9/96	10 9-6-15

STREAKS TO START SEASON

Rank	Player	Month	GP	Points
1	Tanti	Oct. 5/83	Oct. 28/83	11 13-10-23
2	D. Sedin	Oct. 5/10	Oct. 26/10	9 7-5-12
T-3	Linden	Oct. 9/95	Oct. 25/95	8 5-7-12
	Walton	Oct. 12/77	Oct. 29/77	8 6-6-12
5	Pederson	Oct. 6/88	Oct. 18/88	7 3-4-7
6	H. Sedin	Oct. 9/10	Oct. 19/10	6 0-9-9
7	Boudrias	Oct. 9/74	Oct. 19/74	5 0-9-9
T-8	Ververgaert	Oct. 9/74	Oct. 19/74	5 5-2-7
	Lever	Oct. 9/74	Oct. 19/74	5 3-4-7
	D. Sedin	Oct. 8/14	Oct. 21/14	5 1-7-8
T-10	D. Sedin	Oct. 5/07	Oct. 13/07	5 4-3-7
	Tanti	Oct. 11/84	Oct. 18/84	5 4-1-5
	Tannahill	Oct. 17/78	Oct. 17/78	5 2-3-5

CANUCKS PENALTY SHOTS (Scored on 23 of 58 opportunities)

Player	Date	Goaltender	Result	Score
Andre Boudrias	Mar. 9/73	Roger Crozier	GOAL	BUF 2 @ VAN 5
Ron Sedlbauer	Nov. 19/77	Billy Smith	no goal	VAN 2 @ NYI 9
Ron Sedlbauer	Mar. 7/78	Glen Resch	no goal	VAN 2 @ NYI 5
Ron Sedlbauer	Mar. 2/79	Greg Inness	no goal	WSH 6 @ VAN 2
Harold Snepsts	Feb. 2/80	Gilles Meloche	GOAL	VAN 5 @ MIN 4
Thomas Gradin	Feb. 11/82	Gilles Gilbert	GOAL	VAN 4 @ DET 4
Ivan Hinika	Feb. 11/82	Gilles Gilbert	GOAL	VAN 4 @ DET 4
Stan Smyl	Jan. 16/87	Mike Vernon	GOAL	CGY 5 @ VAN 9
Greg Adams	Jan. 7/88	Alain Chevrier	no goal	VAN 6 @ NJ 3
Greg Adams	Jan. 9/89	Alan Bester	no goal	VAN 0 @ TOR 3
Greg Adams	Dec. 10/89	Jacques Cloutier	no goal	VAN 1 @ CHI 7
Gino Odjick	Oct. 19/91	Mike Vernon	GOAL	CGY 2 @ VAN 5
Greg Adams	Dec. 1/91	Bill Ranford	no goal	VAN 0 @ EDM 7
Greg Adams	Jan. 25/92	Curtis Joseph	no goal	VAN 1 @ STL 0
Pavel Bure	Feb. 17/92	John Vanbiesbrouck	no goal	VAN 3 @ NYR 3
Pavel Bure	Feb. 28/92	Rick Tabaracci	GOAL	WPG 3 @ VAN 5
Pavel Bure	Oct. 6/93	Kelly Hrudey	no goal	VAN 5 @ LA 2
Geoff Courttnall	Mar. 21/95	Damian Rhodes	no goal	TOR 1 @ VAN 3
Mike Sillinger	Jan. 14/97	Mark Fitzpatrick	GOAL	FLA 4 @ VAN 4
Pavel Bure	Nov. 12/97	Mike Vernon	GOAL	VAN 5 @ SJ 2
Alex Mogilny	Dec. 1/97	Chris Osgood	GOAL	DET 3 @ PHX 3
Pavel Bure	Jan. 26/98	Nikolai Khabibulin	GOAL	VAN 2 @ PHX 4
Pavel Bure	Feb. 28/98	Damian Rhodes	GOAL	OTT 4 @ VAN 6
Markus Naslund	Dec. 19/98	Mike Dunham	GOAL	NSH 6 @ VAN 4
Andrew Cassels	Nov. 30/99	Patrick Roy	no goal	COL 4 @ VAN 2
Andrew Cassels	Mar. 18/01	Norm Maracle	no goal	VAN 5 @ ATL 3
Markus Naslund	Oct. 18/01	Curtis Joseph	GOAL	TOR 6 @ VAN 5
Markus Naslund	Mar. 21/02	Chris Osgood	no goal	VAN 2 @ NYI 3
Daniel Sedin	Jan. 17/04	Jean-Sebastien Giguere	no goal	ANA 2 @ VAN 1
Jarkko Ruutu	Feb. 13/04	Pasi Nurminen	no goal	ATL 4 @ VAN 1
Trevor Linden	Nov. 20/05	Ilya Bryzgalov	GOAL	VAN 3 @ ANA 2
Alex Burrows	Jan. 5/06	Craig Anderson	no goal	VAN 3 @ CHI 2
Jarkko Ruutu	Jan. 5/06	Craig Anderson	GOAL	VAN 3 @ CHI 2
Alex Burrows	Feb. 3/06	Mikikka Kiprusoff	no goal	VAN 3 @ CGY 1
Daniel Sedin	Mar. 8/07	Curtis Joseph	no goal	VAN 4 @ PHX 2
Henrik Sedin	Nov. 27/07	Jonas Hiller	no goal	ANA 0 @ VAN 4
Markus Naslund	Feb. 1/08	Tomas Vokoun	no goal	VAN 3 @ FLA 4
Daniel Sedin	Feb. 10/08	Nikolai Khabibulin	no goal	CHI 2 @ VAN 3
Markus Naslund	Mar. 15/08	Marty Turco	no goal	VAN 4 @ DAL 3
Taylor Pyatt	Nov. 12/08	Peter Budaj	GOAL	COL 2 @ VAN 1
Pavol Demitra	Mar. 27/09	Andrew Raycroft	no goal	VAN 4 @ COL 1
Mason Raymond	Jan. 7/10	Ilya Bryzgalov	no goal	PHX 0 @ VAN 4
Henrik Sedin	Nov. 1/10	Martin Brodeur	GOAL	NJ 0 @ VAN 3
Alex Burrows	Mar. 8/11	Ilya Bryzgalov	no goal	VAN 4 @ PHX 3 (OT)
Daniel Sedin	Mar. 25/11	Chris Mason	no goal	VAN 3 @ ATL 1
Zack Kassian	Mar. 6/12	Richard Bachman	no goal	DAL 5 @ VAN 2
David Booth	Apr. 3/12	Jonas Hiller	no goal	ANA 4 @ VAN 5 (SO)
Alex Burrows	Jan. 25/13	Jonas Hiller	no goal	VAN 5 @ ANA 0
Henrik Sedin	Mar. 14/13	Chris Mason	GOAL	NSH 4 @ VAN 7
Jannik Hansen	Mar. 16/13	Jimmy Howard	no goal	DET 5 @ VAN 2
Jannik Hansen	Nov. 22/13	Sergei Bobrovsky	no goal	CBJ 2 @ VAN 6
David Booth	Feb. 3/14	Jimmy Howard	no goal	VAN 0 @ DET 2
Alex Burrows	Oct. 29/15	Antti Niemi	GOAL	VAN 3 @ DAL 4
Radim Vrba	Nov. 22/15	Cory Schneider	no goal	NJ 3 @ VAN 2
Ben Hutton	Nov. 17/16	Louis Domingue	GOAL	ARI 2 @ VAN 3
Brandon Sutter	Jan. 4/17	Mike Smith	GOAL	ARI 0 @ VAN 3
Brandon Sutter	Nov. 14/17	Jonathan Quick	no goal	VAN 3 @ LAK 2
Darren Archibald	Mar. 5/18	Jaroslav Halak	GOAL	NYI 3 @ VAN 4 (OT)

CANUCKS PENALTY SHOTS

OPPOSITION PENALTY SHOTS (Scored on 22 of 67 opportunities)

Player	Date	Goaltender	Result	Score
P. Andrea	Nov. 5/70	Dunc Wilson	NO GOAL	VAN 4 @ BUF 1
G. Charron	Feb. 29/72	Ed Dycck	NO GOAL	VAN 2 @ DET 8
S. Atkinson	Feb. 1/75	Ken Lockett	goal	WSH 2 @ VAN 5
D. Murdoch	Nov. 3/76	Curt Ridley	goal	NYR 6 @ VAN 1
D. Savard	Jan. 10/82	Richard Brodeur	NO GOAL	VAN 2 @ CHI 3
B. Propp	Jan. 4/83	Ken Ellacott	goal	VAN 1 @ PHI 4
W. Gretzky	Jan. 19/83	Richard Brodeur	goal	VAN 4 @ EDM 9
B. Ashton	Dec. 11/88	Kirk McLean	goal	WPG 6 @ VAN 8
J. Nieuwendyk	Dec. 16/88	Steve Weeks	goal	CGY 5 @ VAN 3
M. Donnelly	Nov. 12/92	Kirk McLean	goal	VAN 4 @ LAK 7
A. Kovalenko	Dec. 4/93	Kirk McLean	goal	VAN 1 @ QUE 3
B. Gilchrist	Jan. 27/94	Kirk McLean	NO GOAL	DAL 3 @ VAN 2
R. Niedermayer	Mar. 13/97	Corey Hirsch	NO GOAL	VAN 4 @ FLA 5
H. Dominichelli	Feb. 27/98	Arturs Irbe	goal	VAN 4 @ CGY 4
O. Nolan	Dec. 26/98	Garth Snow	NO GOAL	VAN 0 @ SJS 2
M. Rucinsky	Jan. 2/99	Corey Hirsch	NO GOAL	MTL 2 @ VAN 1
P. Kariya	Feb. 20/99	Corey Hirsch	goal	ANA 5 @ VAN 1
M. Sushinsky	Nov. 26/00	Felix Potvin	NO GOAL	VAN 2 @ MIN 4
B. Hull	Jan. 22/01	Felix Potvin	NO GOAL	VAN 1 @ DAL 2
D. Bylsma	Dec. 12/01	Dan Cloutier	NO GOAL	VAN 1 @ ANA 0
S. Roest	Mar. 2/02	Dan Cloutier	goal	MIN 3 @ VAN 6
M. Sillinger	Mar. 14/02	Dan Cloutier	NO GOAL	VAN 5 @ CBJ 1
B. Morrow	Nov. 6/02	Dan Cloutier	goal	VAN 0 @ DAL 4
T. Holmstrom	Jan. 19/03	Dan Cloutier	NO GOAL	VAN 4 @ DET 1
A. Laaksonen	Oct. 18/03	Johan Hedberg	NO GOAL	VAN 2 @ MIN 2
E. Nickulas	Nov. 6/03	Dan Cloutier	NO GOAL	VAN 2 @ STL 3
O. Saprykin	Dec. 26/03	Dan Cloutier	NO GOAL	VAN 2 @ CGY 0
J. Iginla	Jan. 3/04	Alex Auld	NO GOAL	VAN 3 @ CGY 1
A. Laaksonen	Feb. 19/04	Dan Cloutier	goal	VAN 2 @ MIN 6
P. Demitra	Feb. 28/04	Johan Hedberg	NO GOAL	STL 0 @ VAN 2
P.M. Bouchard	Oct. 12/05	Dan Cloutier	goal	VAN 0 @ MIN 6
C. Kobasew	Nov. 7/05	Alex Auld	NO GOAL	VAN 3 @ CGY 4
S. Doan	Nov. 26/05	Alex Auld	NO GOAL	VAN 1 @ PHX 2
R. Nash	Feb. 6/06	Alex Auld	NO GOAL	CBJ 4 @ VAN 7
B. Rolston	Nov. 2/06	Roberto Luongo	goal	VAN 2 @ MIN 5
E. Staal	Dec. 8/06	Roberto Luongo	NO GOAL	CAR 3 @ VAN 4
S. Crosby	Dec. 8/07	Roberto Luongo	NO GOAL	PIT 2 @ VAN 1
M. Nylander	Oct. 13/08	Roberto Luongo	goal	VAN 1 @ WSH 5
S. Gagner	Oct. 25/08	Roberto Luongo	NO GOAL	EDM 3 @ VAN 6
A. Frolov	Oct. 30/08	Roberto Luongo	NO GOAL	VAN 4 @ LAK 0
P. Sharp	Mar. 29/09	Roberto Luongo	NO GOAL	VAN 4 @ CHI 0
A. Semin	Dec. 18/09	Roberto Luongo	NO GOAL	WSH 2 @ VAN 3
M. Paajarvi	Dec. 12/10	Roberto Luongo	NO GOAL	VAN 2 @ EDM 1
J. Neal	Dec. 31/10	Cory Schneider	NO GOAL	VAN 4 @ DAL 1
K. Porter	Jan. 18/11	Roberto Luongo	NO GOAL	VAN 3 @ COL 4
T. Hartikainen	Apr. 2/11	Cory Schneider	NO GOAL	EDM 4 @ VAN 1
M. Mayorov	Oct. 10/11	Cory Schneider	NO GOAL	VAN 3 @ CBJ 2
M. Knuble	Oct. 29/11	Roberto Luongo	goal	WSH 4 @ VAN 7
D. Paille	Jan. 7/12	Cory Schneider	NO GOAL	VAN 4 @ BOS 3
M. Ribeiro	Mar. 22/12	Cory Schneider	NO GOAL	VAN 2 @ DAL 1
T. Hall	Feb. 4/13	Roberto Luongo	NO GOAL	VAN 3 @ EDM 2 (OT)
M. Pacioretty	Oct. 12/13	Roberto Luongo	NO GOAL	MTL 4 @ VAN 1
B. Sutter	Oct. 19/13	Roberto Luongo	NO GOAL	VAN 3 @ PIT 4
A. Ovechkin	Oct. 28/13	Roberto Luongo	NO GOAL	WSH 2 @ VAN 3
M. Pacioretty	Feb. 6/14	Roberto Luongo	NO GOAL	VAN 2 @ MTL 5
M. Pacioretty	Feb. 6/14	Roberto Luongo	NO GOAL	VAN 2 @ MTL 5
E. Kane	Mar. 12/14	Eddie Lack	NO GOAL	VAN 3 @ WPG 2
M. St. Louis	Dec. 13/14	Ryan Miller	NO GOAL	NYR 5 @ VAN 1
J. Pavelski	Dec. 30/14	Ryan Miller	NO GOAL	VAN 3 @ SJS 1
J. Thornton	Dec. 30/14	Ryan Miller	goal	VAN 3 @ SJS 1
P. Kessel	Mar. 14/15	Eddie Lack	goal	TOR 1 @ VAN 4
Michael Grabner	Nov. 14/15	Ryan Miller	NO GOAL	VAN 2 @ TOR 4
Dan Boyle	Dec. 9/15	Ryan Miller	goal	NYR 1 @ VAN 2
Chris Tierney	Mar. 2/17	Ryan Miller	NO GOAL	VAN 1 @ SJS 3
Max Domi	Apr. 6/17	Ryan Miller	NO GOAL	VAN 3 @ ARI 4
Chris Tierney	Nov. 11/17	Jacob Markstrom	goal	VAN 0 @ SJS 3
Cory Conacher	Feb. 3/18	Jacob Markstrom	goal	TBL 4 @ VAN 2

CANUCKS SHUTOUTS

No.	Date	Opponent	Score	Goaltender
1971.72				
1	Oct. 27	@ Toronto	0-0	Dunc Wilson
1972.73				
2	Jan. 9	St. Louis	3-0	Dunc Wilson
3	Feb. 16	Atlanta	5-0	Ed Dyck
1973.74				
4	Oct. 23	Atlanta	3-0	Gary Smith
5	Mar. 15	Atlanta	3-0	Gary Smith
6	Mar. 31	California	7-0	Gary Smith
1974.75				
7	Oct. 20	@ NY Rangers	1-0	Gary Smith
8	Oct. 29	Detroit	7-0	Gary Smith
9	Nov. 12	Chicago	1-0	Gary Smith
10	Nov. 30	NY Islanders	3-0	Gary Smith
11	Dec. 10	California	3-0	Gary Smith
12	Feb. 11	Kansas City	4-0	Gary Smith
13	Apr. 1	California	7-0	Ken Lockett
14	Apr. 2	@ California	3-0	Ken Lockett
1975.76				
15	Nov. 25	Buffalo	4-0	Gary Smith
16	Feb. 20	Minnesota	7-0	Gary Smith
17	Apr. 2	@ California	5-0	Curt Ridley
1976.77				
18	Mar. 10	Chicago	5-0	Cesare Maniago
1977.78				
19	Nov. 20	@ NY Rangers	3-0	Cesare Maniago
1978.79				
20	Nov. 1	@ Chicago	1-0	Glen Hanlon
21	Dec. 5	Atlanta	3-0	Glen Hanlon
22	Dec. 23	Los Angeles	2-0	Glen Hanlon
23	Feb. 22	Colorado	3-0	Gary Bromley
24	Mar. 31	@ Colorado	2-0	Gary Bromley
1979.80				
25	Apr. 1	Edmonton	5-0	Gary Bromley
1980.81				
26	Mar. 1	Hartford	3-0	Glen Hanlon
1981.82				
27	Oct. 28	Washington	3-0	Richard Brodeur
28	Dec. 2	Minnesota	5-0	Glen Hanlon
29	Mar. 28	Winnipeg	5-0	Rick Heinz
30	Apr. 3	@ Los Angeles	6-0	Richard Brodeur
1982.83				
31	Mar. 2	@ Winnipeg	3-0	John Garrett
1983.84				
32	Jan. 15	Hartford	5-0	Frank Caprice
33	Jan. 27	Philadelphia	4-0	Richard Brodeur
1985.86				
34	Oct. 23	@ Detroit	5-0	Richard Brodeur
35	Nov. 11	Detroit	5-0	Richard Brodeur
1986.87				
36	Nov. 18	Calgary	5-0	Richard Brodeur
1987.88				
37	Feb. 17	Pittsburgh	5-0	Kirk McLean
1988.89				
38	Oct. 19	@ New Jersey	4-0	Kirk McLean
39	Feb. 21	St. Louis	2-0	Kirk McLean
40	Mar. 8	Winnipeg	3-0	Kirk McLean
41	Mar. 16	Edmonton	3-0	Kirk McLean
1990.91				
42	Oct. 12	St. Louis	4-0	Troy Gamble

No.	Date	Opponent	Score	Goaltender
1991.92				
43	Nov. 10	NY Islanders	6-0	Kirk McLean
44	Nov. 16	San Jose	1-0	Kirk McLean
45	Dec. 4	@ Montreal	3-0	Kirk McLean
46	Jan. 25	@ St. Louis	1-0 OT	Kirk McLean
47	Mar. 1	Calgary	11-0	Kirk McLean
1992.93				
48	Nov. 21	Edmonton	9-0	Kirk McLean
49	Dec. 31	Los Angeles	4-0	Kirk McLean
50	Jan. 4	Tampa Bay	7-0	Kirk McLean
51	Apr. 4	@ Ottawa	3-0	Kay Whitmore
1993.94				
52	Nov. 10	Los Angeles	4-0	Kirk McLean
53	Nov. 16	St. Louis	3-0	Kirk McLean
54	Mar. 3	@ St. Louis	4-0	Kirk McLean
1994.95				
55	Apr. 11	Anaheim	5-0	Kirk McLean
1995.96				
56	Jan. 15	@ Boston	6-0	Corey Hirsch
57	Mar. 3	@ Buffalo	3-0	Kirk McLean
58	Apr. 13	Calgary	5-0	Kirk McLean
1996.97				
59	Nov. 14	@ New Jersey	3-0	Mike Fountain
60	Nov. 19	Dallas	2-0	Corey Hirsch
61	Dec. 15	@ St. Louis	8-0	Corey Hirsch
1997.98				
62	Oct. 13	Edmonton	3-0	Kirk McLean
63	Dec. 15	Los Angeles	7-0	Arturs Irbe
64	Dec. 18	@ San Jose	0-0 OT	Arturs Irbe
1998.99				
65	Oct. 23	@ Florida	5-0	Garth Snow
66	Nov. 19	@ Colorado	5-0	Garth Snow
67	Jan. 10	Dallas	2-0	Corey Hirsch
68	Feb. 26	Carolina	1-0	Garth Snow
69	Mar. 11	@ Phoenix	3-0	Garth Snow
70	Mar. 29	Phoenix	1-0	Garth Snow
71	Apr. 12	@ Calgary	2-0	Garth Snow
1999.00				
72	Oct. 24	@ NY Rangers	3-0	Kevin Weekes
2000.01				
73	Oct. 14	Buffalo	4-0	Felix Potvin
74	Feb. 8	San Jose	0-0 OT	Bob Essensa
2001.02				
75	Oct. 13	Colorado	4-0	Dan Cloutier
76	Nov. 1	Montreal	4-0	Dan Cloutier
77	Nov. 11	@ Minnesota	5-0	Dan Cloutier
78	Dec. 12	@ Anaheim	1-0	Dan Cloutier
79	Dec. 15	Detroit	3-0	Dan Cloutier
80	Jan. 26	@ Calgary	2-0	Peter Skudra
81	Mar. 12	@ Nashville	5-0	Dan Cloutier
82	Mar. 26	Los Angeles	4-0	Dan Cloutier
2002.03				
83	Oct. 10	@ Calgary	3-0	Dan Cloutier
84	Jan. 26	Phoenix	1-0	Peter Skudra
85	Feb. 25	Atlanta	8-0	Dan Cloutier
86	Mar. 23	Washington	6-0	Alex Auld
2003.04				
87	Oct. 11	Edmonton	3-0	Johan Hedberg
88	Dec. 20	@ Edmonton	3-0	Dan Cloutier
89	Dec. 26	@ Calgary	2-0	Dan Cloutier
90	Feb. 5	@ New Jersey	4-0	Dan Cloutier
91	Feb. 16	@ Colorado	1-0	Dan Cloutier
92	Feb. 28	St. Louis	2-0	Johan Hedberg
93	Mar. 6	@ Columbus	4-0	Johan Hedberg
94	Mar. 24	Los Angeles	1-0	Dan Cloutier

CANUCKS/OPPONENT SHUTOUTS

No. Date Opponent Score Goaltender

2004.05

Work stoppage

2006.07

95	Oct. 25	@ Chicago	5-0	Roberto Luongo
96	Nov. 28	Columbus	1-0	Roberto Luongo
97	Jan. 16	@ Montreal	4-0	Roberto Luongo
98	Mar. 21	Nashville	2-0	Roberto Luongo
99	Mar. 27	@ Colorado	3-0	Roberto Luongo

2007.08

100	Nov. 14	@ Edmonton	0-1 SO	Roberto Luongo
101	Nov. 25	Chicago	2-0	Roberto Luongo
102	Nov. 27	Anaheim	4-0	Roberto Luongo
103	Nov. 29	Columbus	2-0	Roberto Luongo
104	Dec. 18	New Jersey	5-0	Roberto Luongo
105	Jan. 3	NY Rangers	3-0	Roberto Luongo

2008.09

106	Oct. 9	Calgary	6-0	Roberto Luongo
107	Oct. 30	@ Los Angeles	4-0	Roberto Luongo
108	Nov. 4	Nashville	4-0	Roberto Luongo
109	Nov. 6	Phoenix	1-0	Roberto Luongo
110	Nov. 8	Minnesota	2-0	Roberto Luongo
111	Dec. 28	Ottawa	3-0	Curtis Sanford
112	Mar. 19	St. Louis	3-0	Roberto Luongo
113	Mar. 29	@ Chicago	4-0	Roberto Luongo
114	Apr. 9	Los Angeles	1-0	Roberto Luongo
115	Apr. 11	@ Colorado	1-0 OT	Roberto Luongo

2009.10

116	Oct. 25	Edmonton	2-0	Roberto Luongo
117	Nov. 1	Colorado	3-0	Andrew Raycroft
118	Dec. 3	@ Philadelphia	3-0	Roberto Luongo
119	Jan. 7	Phoenix	4-0	Roberto Luongo
120	Feb. 11	@ Florida	3-0	Roberto Luongo

2010.11

121	Nov. 1	New Jersey	3-0	Roberto Luongo
122	Dec. 3	@ Chicago	3-0	Roberto Luongo
123	Feb. 2	@ Phoenix	6-0	Roberto Luongo
124	Mar. 6	@ Anaheim	3-0	Cory Schneider
125	Apr. 7	Minnesota	5-0	Roberto Luongo

2011.12

126	Nov. 23	@ Colorado	3-0	Cory Schneider
127	Nov. 25	@ Phoenix	5-0	Cory Schneider
128	Dec. 6	Colorado	6-0	Roberto Luongo/ Cory Schneider*

No shutouts were recorded by the Canucks in the following seasons: 1970.71, 1984.85, 1989.90 and 2005.06.

*A shared shutout does not count towards an individual's total career shutouts

OPPONENT SHUTOUTS

No. Date Opponent Score Goaltender

1971.72

1	Oct. 20	@ Minnesota	0-7	Cesare Maniago
2	Oct. 22	Montreal	0-6	Ken Dryden
3	Oct. 27	@ Toronto	0-0	Bernie Parent
4	Nov. 17	@ Chicago	0-3	Tony Esposito
5	Nov. 18	@ Boston	0-5	Ed Johnston
6	Dec. 4	@ Montreal	0-7	Ken Dryden
7	Dec. 22	@ Detroit	0-3	Al Smith
8	Jan. 20	@ Buffalo	0-1	Roger Crozier
9	Jan. 27	@ Chicago	0-4	Tony Esposito
10	Jan. 30	California	0-2	Gilles Meloche
11	Feb. 24	@ Detroit	0-2	Al Smith
12	Mar. 4	@ Montreal	0-5	Ken Dryden

1972.73

13	Oct. 19	@ Buffalo	0-6	Roger Crozier
14	Oct. 24	Pittsburgh	0-4	Denis Herron
15	Jan. 14	Montreal	0-3	Wayne Thomas
16	Jan. 19	Los Angeles	0-4	Gary Edwards
17	Mar. 22	@ Philadelphia	0-9	Doug Favell

No. Date Opponent Score Goaltender

129	Dec. 19	Minnesota	4-0	Roberto Luongo
130	Jan. 4	Minnesota	3-0	Roberto Luongo
131	Mar. 1	St. Louis	2-0	Roberto Luongo
132	Mar. 26	Los Angeles	1-0 SO	Roberto Luongo
133	Mar. 28	Colorado	1-0	Cory Schneider
134	Apr. 7	Edmonton	3-0	Roberto Luongo

2012.13

135	Jan. 25	@ Anaheim	5-0	Cory Schneider
136	Jan. 30	Colorado	3-0	Roberto Luongo
137	Feb. 22	@ Nashville	1-0	Roberto Luongo
138	Mar. 23	@ Los Angeles	1-0	Cory Schneider
139	Mar. 26	Columbus	1-0	Cory Schneider
140	Apr. 4	Edmonton	4-0	Cory Schneider
141	Apr. 8	Phoenix	2-0	Cory Schneider

2013.14

142	Oct. 17	@ Buffalo	3-0	Roberto Luongo
143	Nov. 2	Toronto	4-0	Roberto Luongo
144	Dec. 9	Carolina	2-0	Eddie Lack
145	Dec. 13	Edmonton	4-0	Roberto Luongo
146	Dec. 29	@ Calgary	2-0	Eddie Lack
147	Feb. 26	St. Louis	1-0	Eddie Lack
148	Mar. 19	Nashville	2-0	Eddie Lack

2014.15

149	Oct. 17	@ Edmonton	2-0	Ryan Miller
150	Nov. 25	New Jersey	2-0	Ryan Miller
151	Nov. 28	@ Columbus	5-0	Ryan Miller
152	Dec. 4	@ Pittsburgh	3-0	Eddie Lack
153	Jan. 15	@ Philadelphia	4-0	Ryan Miller
154	Jan. 16	@ Carolina	3-0	Ryan Miller
155	Feb. 7	Pittsburgh	5-0	Ryan Miller
156	Feb. 22	@ NY Islanders	4-0	Ryan Miller /Eddie Lack*

2015.16

157	Apr. 9	Arizona	5-0	Eddie Lack
-----	--------	---------	-----	------------

2016.17

158	Oct. 13/15	@ Los Angeles	3-0	Ryan Miller
159	Jan. 4/17	Arizona	3-0	Ryan Miller
160	Jan. 17/17	Nashville	1-0	Ryan Miller
161	Feb. 9/17	@ Columbus	3-0	Ryan Miller

2017.18

162	Oct. 17/17	@ Ottawa	3-0	Anders Nilsson
163	Oct. 24/17	@ Minnesota	1-0	Anders Nilsson
164	Dec. 5/17	Carolina	3-0	Jacob Markstrom
165	Feb. 11/18	@ Dallas	6-0	Jacob Markstrom

OPPONENT SHUTOUTS

No.	Date	Opponent	Score	Goaltender
1977.78				
33	Nov. 29	Philadelphia	0-3	Bernie Parent
34	Dec. 11	@ Buffalo	0-3	Don Edwards
1978.79				
35	Nov. 12	Philadelphia	0-4	Bernie Parent
36	Dec. 30	@ Los Angeles	0-4	Mario Lessard
37	Jan. 2	@ NY Islanders	0-9	Chico Resch
38	Jan. 6	@ Montreal	0-2	Ken Dryden
39	Jan. 24	Chicago	0-5	Tony Esposito
40	Feb. 26	@ Los Angeles	0-2	Mario Lessard
41	Mar. 7	@ Toronto	0-2	Mike Palmateer
42	Mar. 29	@ Philadelphia	0-5	Robbie Moore
1979.80				
43	Oct. 20	@ Toronto	0-2	Mike Palmateer
44	Jan. 8	@ NY Islanders	0-3	Chico Resch
45	Feb. 3	@ Buffalo	0-3	Bob Sauve
1981.82				
46	Dec. 19	@ St. Louis	0-5	Mike Liut
1982.83				
47	Feb. 24	@ Los Angeles	0-8	Markus Mattsson
1983.84				
48	Jan. 7	@ Minnesota	0-2	Gilles Meloche
49	Jan. 8	@ Chicago	0-2	Murray Bannerman
50	Jan. 10	@ St. Louis	0-2	Mike Liut
1984.85				
51	Oct. 30	@ Edmonton	0-7	Andy Moog
52	Nov. 17	@ Edmonton	0-7	Grant Fuhr
53	Jan. 2	@ NY Rangers	0-6	John Vanbiesbrouck
54	Feb. 6	@ St. Louis	0-4	Mike Liut
55	Mar. 2	@ Boston	0-5	Pete Peeters
1985.86				
56	Nov. 8	@ Edmonton	0-13	Andy Moog
57	Nov. 20	@ Chicago	0-2	Murray Bannerman
58	Dec. 2	@ Montreal	0-7	Doug Soetaert
59	Jan. 5	@ Winnipeg	0-4	Dan Bouchard
60	Feb. 11	@ NY Islanders	0-1	Billy Smith
61	Feb. 21	Calgary	0-4	Mike Vernon
1986.87				
62	Jan. 14	@ Los Angeles	0-4	Roland Melanson
63	Jan. 23	Pittsburgh	0-6	Meloche/Romano
64	Feb. 24	@ Calgary	0-2	Reggie Lemelin
1987.88				
65	Feb. 19	Toronto	0-5	Ken Wregget
66	Feb. 28	Los Angeles	0-2	Glenn Healy
1988.89				
67	Dec. 15	@ Calgary	0-2	Rick Wamsley
68	Jan. 1	Montreal	0-4	Patrick Roy
69	Jan. 9	@ Toronto	0-3	Allan Bester
70	Mar. 5	@ Washington	0-3	Don Beaupre
1989.90				
71	Jan. 16	@ NY Islanders	0-3	Glenn Healy
72	Mar. 13	Hartford	0-1	Peter Sidorkiewicz
1990.91				
73	Oct. 23	@ Detroit	0-6	Tim Cheveldae
74	Nov. 11	@ Philadelphia	0-2	Pete Peeters
75	Jan. 28	Chicago	0-1	Ed Belfour
76	Feb. 10	@ New Jersey	0-2	Chris Terreri
77	Mar. 3	@ Chicago	0-8	Ed Belfour
1991.92				
78	Dec. 1	@ Edmonton	0-7	Bill Ranford
79	Dec. 3	@ Quebec	0-3	Ron Tugnutt
1992.93				
80	Feb. 15	@ Los Angeles	0-3	Kelly Hrudey
1993.94				
81	Feb. 4	@ Anaheim	0-3	Guy Herbert

No.	Date	Opponent	Score	Goaltender
1994.95				
82	Mar. 26	@ Calgary	0-2	Trevor Kidd
1995.96				
83	Dec. 23	Detroit	0-1	Mike Vernon
84	Jan. 16	@ Hartford	0-3	Sean Burke
85	Mar. 12	@ Washington	0-9	Jim Carey
86	Mar. 15	@ Ottawa	0-2	Damien Rhodes
87	Mar. 23	Calgary	0-4	Trevor Kidd
88	Apr. 8	@ Anaheim	0-2	Guy Hebert
1996.97				
89	Oct. 6	@ Edmonton	0-2	Curtis Joseph
90	Dec. 23	Edmonton	0-7	Bob Essensa
91	Jan. 25	@ Phoenix	0-4	Nikolai Khabibulin
92	Feb. 1	@ Calgary	0-3	Trevor Kidd
93	Feb. 22	@ Los Angeles	0-4	Stephane Fiset
94	Mar. 1	Los Angeles	0-3	Stephane Fiset
1997.98				
95	Oct. 17	Boston	0-2	Jim Carey
96	Oct. 29	@ Chicago	0-3	Chris Terreri
97	Dec. 18	@ San Jose	0-0 OT	Mike Vernon
98	Dec. 20	Chicago	0-5	Jeff Hackett
99	Dec. 31	Philadelphia	0-8	Ron Hextall
100	Jan. 14	@ Detroit	0-4	Chris Osgood
101	Mar. 9	St. Louis	0-4	Jamie McLennan
102	Apr. 15	Los Angeles	0-2	Jamie Storr
1998.99				
103	Dec. 12	@ Los Angeles	0-3	Stephane Fiset
104	Dec. 26	@ San Jose	0-2	Steve Shields
105	Dec. 27	@ Edmonton	0-3	M. Shatalenkov
106	Jan. 4	@ St. Louis	0-4	Jamie McLennan
107	Feb. 1	Ottawa	0-1	Ron Tugnutt
108	Feb. 17	@ Chicago	0-4	Jocelyn Thibault
110	Feb. 28	Buffalo	0-2	Dwayne Roloson
111	Apr. 2	San Jose	0-7	Steve Shields
1999.00				
112	Dec. 26	Calgary	0-2	Fred Brathwaite
113	Feb. 14	@ Pittsburgh	0-3	J.S. Aubin
114	Mar. 11	@ Phoenix	0-5	Sean Burke
2000.01				
115	Nov. 9	@ Los Angeles	0-2	Jamie Storr
116	Dec. 29	@ Calgary	0-5	Fred Brathwaite
117	Jan. 3	@ Chicago	0-6	Jocelyn Thibault
118	Jan. 20	@ St. Louis	0-3	Rohan Turek
119	Feb. 8	San Jose	0-0 OT	Steve Shields
120	Feb. 24	@ Ottawa	0-3	Patrick Lalime
121	Mar. 23	@ New Jersey	0-4	J. Vanbiesbrouck
2001.02				
122	Nov. 20	@ Ottawa	0-2	Patrick Lalime
123	Mar. 9	@ San Jose	0-3	Miikka Kiprusoff
124	Mar. 24	Edmonton	0-2	Tommy Salo
2002.03				
125	Nov. 6	@ Dallas	0-4	Marty Turco
126	Jan. 11	@ San Jose	0-3	Miikka Kiprusoff
127	Mar. 4	@ Philadelphia	0-3	R. Cechmanek
128	Mar. 15	Toronto	0-1	Ed Belfour
129	Apr. 6	Los Angeles	0-2	Jamie Storr
2003.04				
130	Nov. 11	@ Minnesota	0-1	Dwayne Roloson
131	Mar. 18	@ Dallas	0-3	Marty Turco
2004.05				
Work stoppage				
2005.06				
132	Oct. 12	@ Minnesota	0-6	Dwayne Roloson
133	Nov. 5	@ Calgary	0-1	Miikka Kiprusoff
134	Jan. 13	@ New Jersey	0-3	Martin Brodeur
135	Jan. 23	@ St. Louis	0-4	Curtis Sanford
136	Mar. 14	@ Nashville	0-5	Tomas Vokoun
137	Apr. 3	@ Los Angeles	0-1	Mathieu Garon

OPPONENT SHUTOUTS/HAT TRICKS

2006.07

138	Nov. 9	Anaheim	0-6	J.S. Giguere
139	Nov. 23	@ Nashville	0-6	Tomas Vokoun, Chris Mason
140	Dec. 4	Edmonton	0-4	Dwayne Roloson
141	Dec. 21	@ Boston	0-2	Tim Thomas
142	Feb. 7	Chicago	0-3	Patrick Lalime

2007.08

143	Nov. 1	Nashville	0-3	Dan Ellis
144	Nov. 14	Edmonton	0-1 SO	Mathieu Garon
145	Mar. 13	@ Phoenix	0-2	Ilya Bryzgalov
146	Mar. 28	@ Minnesota	0-4	Niklas Backstrom

2008.09

147	Oct. 28	Boston	0-1	Tim Thomas
148	Dec. 13	@ Edmonton	0-3	Dwayne Roloson
149	Dec. 23	@ San Jose	0-5	Evgeni Nabokov
150	Feb. 24	@ Montreal	0-3	Jaroslav Halak

2009.10

151	Oct. 3	@ Colorado	0-3	Craig Anderson
152	Nov. 22	Chicago	0-1	Antti Niemi

2010.11

153	Nov. 9	@ Montreal	0-2	Carey Price
154	Jan. 13	@ NY Rangers	0-1	Henrik Lundqvist
155	Jan. 16	@ Minnesota	0-4	Anton Khudobin
156	Mar. 3	Nashville	0-3	Pekka Rinne
157	Apr. 5	@ Edmonton	0-2	Devan Dubnyk

2011.12

158	Oct. 13	@ Detroit	0-2	Jimmy Howard
159	Oct. 18	NY Rangers	0-4	Henrik Lundqvist
160	Oct. 26	St. Louis	0-3	Brian Elliott
161	Mar. 19	@ Minnesota	0-2	Josh Harding
162	Mar. 26	Columbus	1-0 SO	Sergei Bobrovsky

2012.13

163	Mar. 30	@ Edmonton	0-4	Devan Dubnyk
-----	---------	------------	-----	--------------

2013.14

164	Jan. 13	@ Los Angeles	0-1	Jonathan Quick
165	Jan. 16	@ Phoenix	0-1	Mike Smith
166	Feb. 3	@ Detroit	0-2	Jimmy Howard, Jonas Gustavsson

No shutouts were recorded by Opponents in the following seasons: 1970.71 and 1980.81.

HAT TRICKS

1970.71

Player	Date	Opponent	Goaltender
Orland Kurtenbach	Dec. 12	California	Gary Smith
Rosaire Paiement (4)	Feb. 9	Buffalo	Roger Crozier
Rosaire Paiement	Feb. 16	Boston	Gerry Cheevers
Wayne Maki	Mar. 28	California	Gary Smith (1) Chris Worthy (2)

1971.72

Andre Boudrias	Jan. 22	NY Rangers	Gilles Villemure
----------------	---------	------------	------------------

1972.73

Bobby Schmutz	Nov. 17	L.A.	Gary Edwards (1) Rogie Vachon (2)
Bobby Schmutz (4)	Nov. 19	Buffalo	Dave Dryden
Don Tannahill	Dec. 26	California	Gilles Meloche
Bobby Schmutz (4)	Dec. 30	NY Islanders	Billy Smith
Andre Boudrias	Jan. 16	Toronto	Jacques Plante
Bobby Lalonde	Mar. 17	Pittsburgh	Andy Brown (2) Cam Newton (1)
Don Tannahill	Mar. 25	Toronto	Gord McRae

1973.74

Bobby Schmutz	Oct. 26	Detroit	Terry Richardson
Don Lever	Mar. 31	California	Gilles Meloche

1974.75

Chris Oddleifson	Dec. 6	Atlanta	Dan Bouchard
Don Lever	Feb. 1	Washington	Ron Low
John Gould	Feb. 21	NY Islanders	Billy Smith
Gerry O'Flaherty	Mar. 21	Atlanta	Dan Bouchard

167	Mar. 4	@ Phoenix	0-1	Mike Smith
168	Apr. 7	Anaheim	0-3	John Gibson

2014.15

169	Nov. 14	Arizona	0-5	Devan Dubnyk
170	Dec. 17	Dallas	0-2	Kari Lehtonen
171	Jan. 10	Calgary	0-1	Joni Ortio
172	Jan. 27	Anaheim	0-4	Frederik Andersen
173	Mar. 12	Los Angeles	0-4	Jonathan Quick

2015.16

174	Nov. 30/15	@ Anaheim	0-4	John Gibson
175	Dec. 5/15	Boston	0-4	Tuukka Rask
176	Dec. 13/15	@ Chicago	0-4	Corey Crawford
177	Dec. 17/15	@ Philadelphia	0-2	Steve Mason
178	Dec. 28/15	Los Angeles	0-5	Jonathan Quick
179	Mar. 18/16	@ Edmonton	0-2	Cam Talbot
180	Mar. 19/16	St. Louis	0-3	Brian Elliott
181	Mar. 22/16	@ Winnipeg	0-2	Ondrej Pavelec
182	Mar. 25/16	@ St. Louis	0-4	Brian Elliott

2016.17

183	Oct. 25/16	Ottawa	0-3	Craig Anderson
184	Oct. 28/16	Edmonton	0-2	Cam Talbot
185	Nov. 2/16	@ Montreal	0-3	Carey Price
186	Nov. 3/16	@ Ottawa	0-1	Mike Condon
187	Dec. 11/16	@ Washington	0-3	Brandon Holtby
188	Jan. 26/17	@ Arizona	0-3	Mike Smith
189	Feb. 14/17	@ Pittsburgh	0-4	Matt Murray
190	Mar. 11/17	Pittsburgh	0-3	Matt Murray
191	Mar. 18/17	@ Edmonton	0-2	Cam Talbot
192	Mar. 31/17	Los Angeles	0-2	Jonathan Quick

2017.18

193	Nov. 1/17	New Jersey	0-2	Cory Schneider
194	Nov. 11/17	@ San Jose	0-5	Aaron Dell
195	Jan. 2/18	Anaheim	0-5	Ryan Miller
196	Jan. 21/18	@ Winnipeg	0-1	Connor Hellebuyck
197	Jan. 25/18	Buffalo	0-4	Robin Lehner
198	Mar. 11/18	@ Arizona	0-1	Darcy Kuemper
199	Mar. 12/18	@ Los Angeles	0-3	Jonathan Quick
200	Mar. 14/18	@ Anaheim	0-3	John Gibson

Player	Date	Opponent	Goaltender
Stan Smyl	Jan. 27	Buffalo	Don Edwards
Darcy Rota	Mar. 18	Montreal	Denis Herron
1982.83			
Patrik Sundstrom	Dec. 9	Minnesota	Gilles Meloche (1) Don Beaupre (2)
Darcy Rota	Jan. 6	Hartford	Greg Millen
Darcy Rota	Mar. 12	Buffalo	Phil Myre
Thomas Gradin	Mar. 16	Edmonton	Andy Moog
1983.84			
Darcy Rota	Nov. 30	Hartford	Greg Millen
Tony Tanti	Jan. 15	Hartford	Greg Millen
Tiger Williams	Jan. 20	Winnipeg	Mike Veisor
Patrik Sundstrom	Feb. 9	Montreal	Rick Wamsley (2) Richard Sevigny (1)
1984.85			
Tony Tanti	Jan. 30	Montreal	Steve Penney
1985.86			
Tony Tanti	Nov. 13	Pittsburgh	Roberto Romano
Petri Skriko	Nov. 19	Detroit	Greg Stefan
Tony Tanti	Jan. 21	New Jersey	Craig Billington
1986.87			
Petri Skriko	Nov. 18	Calgary	Mike Vernon
Petri Skriko (4)	Nov. 21	NY Rangers	John Vanbiesbroeck
Petri Skriko	Nov. 26	Los Angeles	Roland Melanson
Stan Smyl	Dec. 14	Chicago	M. Bannerman (2) Bob Sauve (1)
Tony Tanti	Jan. 19	Winnipeg	D. Berthiaume (2) Steve Penney (1)
Petri Skriko	Mar. 6	Montreal	Patrick Roy
Tony Tanti	Mar. 20	Winnipeg	Pokey Reddick
Stan Smyl	Apr. 3	Winnipeg	Pokey Reddick
1987.88			
Greg Adams (4)	Oct. 8	St. Louis	Greg Millen
Tony Tanti (4)	Jan. 13	Winnipeg	Steve Penney
Tony Tanti	Jan. 30	Calgary	Mike Vernon
Tony Tanti	Mar. 13	Buffalo	Tom Barrasso
1988.89			
Greg Adams	Oct. 12	Edmonton	Grant Fuhr
Trevor Linden	Nov. 17	Minnesota	Jon Casey (2) Kari Takko (1)
Trevor Linden	Nov. 22	Buffalo	Daren Puppa (2) Empty Net (1)
Tony Tanti	Jan. 7	Pittsburgh	Tom Barrasso
Jim Sandlak	Mar. 26	Winnipeg	Bob Essensa
1989.90			
Rich Sutter	Oct. 20	New Jersey	Chris Terreri
Dan Quinn	Feb. 24	Los Angeles	Kelly Hrudey
1990.91			
Trevor Linden	Dec. 20	Edmonton	Kari Takko
Igor Larionov	Nov. 3	Edmonton	Bill Ranford (2) Peter Ing (1)
Dave Babych	Nov. 22	Calgary	Mike Vernon
Greg Adams	Dec. 4	Montreal	Patrick Roy
Igor Larionov	Dec. 28	San Jose	Jeff Hackett
1992.93			
Pavel Bure (4)	Oct. 12	Winnipeg	Bob Essensa
Pavel Bure	Nov. 2	Calgary	Jeff Reese
Cliff Ronning	Apr. 15	Los Angeles	Robb Stauber (2) Kelly Hrudey (1)
1993.94			
Pavel Bure	Jan. 24	Edmonton	Bill Ranford
Pavel Bure	Mar. 11	Winnipeg	Tim Cheveldae
Pavel Bure	Mar. 27	Los Angeles	Robb Stauber
1994.95			
Pavel Bure	Apr. 11	Anaheim	Guy Hebert
Russ Courtnall	Apr. 22	Edmonton	Bill Ranford

Player	Date	Opponent	Goaltender
1995.96			
Alex Mogilny	Oct. 14	San Jose	Wade Flaherty
Cliff Ronning	Dec. 1	San Jose	Chris Terreri
Alex Mogilny	Dec. 22	Anaheim	Mikhail Shtalenkov
Alex Mogilny	Jan. 6	Tampa Bay	Darren Puppa
Russ Courtnall	Mar. 6	Buffalo	Dominik Hasek
Trevor Linden	Mar. 9	Colorado	Stephane Fiset
Markus Naslund	Apr. 13	Calgary	Rick Tabaracci
1996.97			
Alex Mogilny	Dec. 15	St. Louis	Grant Fuhr
Martin Gelinas	Feb. 6	Detroit	Chris Osgood
Martin Gelinas (4)	Feb. 27	Phoenix	Nikolai Khabibulin
1997.98			
Pavel Bure	Oct. 21	Dallas	Eddie Belfour
Pavel Bure	Dec. 6	Colorado	Patrick Roy
Pavel Bure	Dec. 15	Los Angeles	Frederic Chabot (1) Stephane Fiset (2)
1998.99			
Markus Naslund	Dec. 4	Dallas	Eddie Belfour
2000.01			
Andrew Cassels	Nov. 8	Anaheim	Guy Hebert (1) Dominic Roussel (2)
Harold Druken	Dec. 8	San Jose	Evgeni Nabokov (1) Steve Shields (2)
Todd Bertuzzi	Dec. 30	San Jose	Evgeni Nabokov
Markus Naslund	Jan. 14	Calgary	Mike Vernon (2) Fred Brathwaite (1)
2001.02			
Markus Naslund	Oct. 18	Toronto	Curtis Joseph
Markus Naslund	Jan. 28	Nashville	Mike Dunham (2) Tomas Vokoun (1) Dan Blackburn (2)
Todd Bertuzzi	Mar. 19	NY Rangers	Empty Net (1) Felix Potvin
Markus Naslund	Apr. 11	Los Angeles	Empty Net (1) Felix Potvin
2002.03			
Markus Naslund	Oct. 21	San Jose	Miikka Kiprusoff (2) Vesa Toskala (1)
Markus Naslund (4)	Dec. 14	Edmonton	Tommy Salo
Todd Bertuzzi	Mar. 17	Dallas	Ron Tugnutt
2003.04			
Brendan Morrison	Nov. 29	Calgary	Jamie McLennan
Markus Naslund (4)	Dec. 9	Pittsburgh	Marc-Andre Fleury
Daniel Sedin (4)	Feb. 24	Detroit	Manny Legace (3) Empty Net (1)
2004.05			
Work stoppage			
2005.06			
Todd Bertuzzi	Nov. 13	Detroit	Manny Legace
Todd Bertuzzi	Jan. 14	NY Islanders	Rick DiPietro (2) Wade Dubielewicz (1)
Alex Burrows	Mar. 27	Los Angeles	Mathieu Garon
2006.07			
Daniel Sedin	Feb. 6	Edmonton	Dwayne Roloson (2) Empty Net (1)
2007.08			
Markus Naslund	Nov. 21	Minnesota	Josh Harding
2009.10			
Henrik Sedin	Nov. 14	Colorado	Craig Anderson (2) Peter Budaj (1)
Daniel Sedin	Dec. 10	Atlanta	Ondrej Pavelec
Mason Raymond	Dec. 27	Calgary	Miikka Kiprusoff (2) Curtis McElhinney (1)
Alex Burrows	Jan. 5	Columbus	Steve Mason (2) Mathieu Garon (1)
Alex Burrows	Jan. 7	Phoenix	Ilya Bryzgalov
Michael Samuelsson	Mar. 9	Colorado	Craig Anderson
Michael Grabner	Apr. 2	Anaheim	Curtis McElhinney
Daniel Sedin	Apr. 10	Calgary	Miikka Kiprusoff

HAT TRICKS

2010.11

Raffi Torres	Nov. 2	Edmonton	Nikolai Khabibulin
Mason Raymond	Dec. 1	Calgary	Miikka Kiprusoff
Ryan Kesler	Dec. 15	Columbus	Mathieu Garon
Ryan Kesler	Jan. 7	Edmonton	Nikolai Khabibulin
Ryan Kesler	Apr. 7	Minnesota	Niklas Backstrom

2011.12

Daniel Sedin	Dec. 6	Colorado	Semyon Varlamov
--------------	--------	----------	-----------------

2014.15

Jannik Hansen	Nov. 23	Chicago	Corey Crawford
Shawn Matthias	Feb. 13	Boston	Tuukka Rask

2015.16

Daniel Sedin	Nov. 21	Chicago	Corey Crawford
Radim Vrbata	Dec. 7	Buffalo	Linus Ullmark
Jannik Hansen	Jan. 23	Pittsburgh	Marc-Andre Fleury

2017.18

Brock Boeser	Nov. 4	Pittsburgh	Matt Murray
Thomas Vanek	Dec. 19	Montreal	Carey Price

**No hat tricks were recorded in the following seasons:
1999.00, 2008.09, 2012.13, 2013.14, 2016.17**

ALL-TIME TEAM RECORDS

SEASON

POINTS

Most Overall	117	2010.11
Most Home	63	2009.10
Most Road	58	2010.11
Fewest Overall	48	1971.72, 1994.95
Fewest Home	32	1976.77
	26	1994.95*
Fewest Road	15	1971.72, 1972.73

WINS

Most Overall	54	2010.11
Most Home	30	2009.10
Most Road	27	2010.11
Fewest Overall	20	1971.72, 1977.78
	18	1994.95*
Fewest Home	13	1976.77, 1977.78, 1989.90
	10	1994.95*
Fewest Road	5	1972.73

LOSSES

Most Overall	50	1971.72
Most Home	22	1997.98
Most Road	30	1971.72
Fewest	24	2002.03
	18	1994.95*
Fewest Home	6	1981.82
Fewest Road	10	1994.95*, 2002.03, 2010.11
	9	2012.13*

TIES

Most Overall	20	1980.81
Most Home	12	1977.78, 1981.82
Fewest Overall	3	1993.94
Fewest Home	3	1993.94

OVERTIME

Most Games	28	1999.00
Most Wins	12	2006.07
Most Losses	13	2015.16

SHOOTOUT

Most Games	15	2011.12
Most Wins	8	2011.12
Most Losses	9	2007.08

GOALS

Most For	346	1992.93
Fewest For	182	2016.17
	127	2012.13*
Most Against	401	1984.85
Fewest Against	185	2010.11
	121	2012.13*

POWER PLAY GOALS

Most For	90	1982.83, 1983.84
Fewest For	32	2016.17
Most Against	89	1984.85
Fewest Against	38	2014.15
	27	2012.13*

SHORTHANDED GOALS

Most For	19	1997.98
Fewest For	1	1978.79
Most Against	18	1987.88
Fewest Against	2	2014.15
	2	2012.13*

SHUTOUTS

Most	10	2008.09
Fewest	0	1970.71, 1984.85, 1989.90, 2005.06
Most Against	12	1971.72
Fewest Against	0	1970.71

PENALTIES (IN MINUTES)

Most For	2,326	1992.93
Fewest For	638	2016.17
	609	2012.13*

HAT TRICKS

Most	8	2009.10
		Alex Burrows (2), Michael Grabner, Mason Raymond, Mikael Samuelsson, Daniel Sedin (2), Henrik Sedin
	8	1986.87
		Petri Skriko (4), Stan Smyl (2), Tony Tanti (2)

20-GOAL SCORERS

Most	8	1980.81
		Dave Williams (35), Bobby Schmautz (27), Ivan Boldirev (26), Curt Fraser (25), Darcy Rota (25), Stan Smyl (25), Per-Olov Brasar (22), Thomas Gradin (21)
	8	1984.85
		Tony Tanti (39), Stan Smyl (27), Patrik Sundstrom (25), Peter McNab (23), Thomas Gradin (22), Moe Lemay (21), Cam Neely (21), Petri Skriko (21)

30-GOAL SCORERS

Most	4	1992.93
		Pavel Bure (60), Petr Nedved (38), Trevor Linden (33), Geoff Courtnall (31)

80-POINT SCORERS

Most	3	1982.83
		Stan Smyl (88), Thomas Gradin (86), Darcy Rota (81)

LONGEST WIN STREAK

Overall	10	Nov. 9-30/02
Home	11	Feb. 3-Mar. 19/09
Road	9	Mar. 5-29/11

LONGEST UNDEFEATED STREAK

Overall	14	Jan. 26-Feb. 25/03 (10-0-4-0)
Home	18	Nov. 4/92-Jan. 16/93 (16-0-2)
Road	9	Feb. 4-Mar. 3/03 (6-0-3-0)

LONGEST LOSING STREAK

Overall	10	Oct. 23-Nov. 11/97
Home	7	Mar. 11/17-Apr. 8/17
Road	12	Nov. 28/81-Feb. 6/82

LONGEST WINLESS STREAK

Overall	13	Nov. 9-Dec. 7/73 (0-10-3)
Home	12	Feb. 19/17-Apr. 8/17 (0-9-3)
Road	20	Jan. 2-Apr. 2/86 (0-14-6)

SHUTOUTS

Longest Sequence		242:36
	Nov. 4/08 vs NSH – Nov. 12/08 vs COL	
Longest Sequence, Against		223:10
	Jan. 4/84 vs LA – Jan. 13/84 vs WSH	

*Reduced Season.

GAME

MOST GOALS

For	11	Mar. 28/71 – CAL 5 @ VAN 11
	11	Nov. 25/86 – LA 5 @ VAN 11
	11	Mar. 1/92 – CGY 0 @ VAN 11
Against	13	Oct. 18/84 – VAN 2 @ PHI 13
	13	Nov. 8/85 – VAN 0 @ EDM 13
Both Teams	19	Oct. 7/83 – MIN 9 @ VAN 10

LARGEST MARGIN OF

Victory	11	Mar. 1/92 – CGY 0 @ VAN 11
Defeat	13	Nov. 8/85 – VAN 0 @ EDM 13

TIE GAMES

Highest Score	7-7	Four times – most recent: Oct. 12/95 @ LA
Scoreless	0-0	Oct. 27/71 @ TOR Dec. 18/97 @ SJ Feb. 8/01 vs SJ

ALL-TIME TEAM RECORDS

POWER PLAY GOALS

Most For	6	Oct. 7/83 vs MIN Mar. 1/92 vs CGY
Most Against	6	Twice Jan. 15/14 @ ANA Nov. 29/84 @ LA
Most, Both Teams	10	Oct. 7/83 – VAN 6, MIN 4

PENALTY MINUTES

Most For	155	Feb. 22/80 vs PHI
Most, Opponent	189	Feb. 22/80 vs PHI
Most, Two Teams	344	Feb. 22/80 vs PHI
Fewest, Two Teams	0	Mar. 13/76 vs NYR Jan. 21/16 vs BOS

SHOTS ON GOAL

Most For	62	Jan. 31/91 vs NYR
Most Against	60	Feb. 25/71 @ BOS
Most, Two Teams	96	Jan. 31/91 vs NYR
Fewest For	8	Dec. 18/96 vs NJ
Fewest Against	10	Apr. 4/75 vs MIN
Fewest, Two Teams	33	Three times Jan. 10/99 vs DAL Feb. 28/99 vs BUF Mar. 23/13 @ LA

Widest Margin For	34	Feb. 20/76 – VAN 50, MIN 16 Nov. 18/80 – VAN 57, WPG 23
Widest Margin Against	39	Oct. 18/84 – PHI 58, VAN 19

PERIOD

GOALS

Most For	6	Twice Jan. 21/06, 1st, vs MTL Jan. 16/87, 1st vs CGY
Most For, Both Teams	10	Twice Jan. 8/76 (3rd, BUF 6, VAN 4) Jan. 16/87 (1st, VAN 6, CGY 4)
Most Against	7	Oct. 19/83 (3rd vs EDM) Nov. 8/85 (3rd @ EDM)

POWER PLAY GOALS

Most For	4	2nd period, Dec. 14/02 @ EDM
Most Against	3	18 times (most recent Feb. 20/18, 1st, vs COL)

PENALTY MINUTES

Most For	138	Feb. 22/80 (3rd vs PHI)
Most By Opponent	164	Feb. 22/80 (3rd vs PHI)
Most, Both Teams	302	Feb. 22/80 (3rd vs PHI)

SHOTS ON GOAL

Most For	28	Jan. 31/91 (3rd vs NYR)
Most By Opponent	28	Feb. 25/71 (3rd @ BOS)
Most, Both Teams	43	Feb. 25/71 (3rd, BOS 28 VAN 15)
Fewest	0	Four times (most recent Oct. 21/07, 2nd, @ CBJ)
Fewest By Opponent	0	Four times (most recent Apr. 5/18, 3rd, vs ARI)
Fewest, Both Teams	4	3rd, Feb. 1/99 (3rd vs OTT)
Widest Margin	24	Mar. 2/92 (3rd, VAN 27 vs STL 3)
Widest Margin, Opp.	23	Dec. 13/84 (3rd vs MTL)

SHOTS ON GOAL IN OVERTIME

Most For	8	Jan. 24/12 vs EDM Nov. 24/08 vs DET
Most, Opponent	8	Mar. 5/13 vs SJS
Most, Both Teams	13	Mar. 5/13 (VAN 5 vs SJS 8)
Widest Margin	8	Nov. 24/08 (VAN 8 DET 0)
Widest Margin, Opp.	8	Dec. 20/89 (CGY 8 VAN 0)

FASTEST TWO GOALS

Canucks	:06	Feb. 6/92 – 2nd vs NYI (Greg Adams 8:51, Cliff Ronning 8:57)
Opponent	:05	Mar. 20/10 – 2nd vs DET (Todd Bertuzzi 12:34, Pavel Datsyuk 12:39)
Both Teams	:04	Mar. 17/85 (3rd vs CHI) (Stan Smyl 19:06, Ed Olczyk 19:10)

FASTEST THREE GOALS

Canucks	:48	Apr. 13/93 (1st vs LA) (Ryan Walter 8:55, Sergio Momesso, 9:29, Trevor Linden, 9:43)
Opponent	:20	Feb. 25/71 (3rd @ BOS) (John Bucyk 4:50, Ed Westfall 5:02, Ted Green 5:10)
Both Teams	:30	Feb. 14/88 (1st @ EDM) (Craig MacTavish 3:07, Tony Tanti 3:19, Mark Messier 3:37)

FASTEST FOUR GOALS

Canucks	1:23	Nov. 26/80 – 3rd @ PIT (Gerry Minor 2:07, Curt Fraser 2:34, Stan Smyl 3:05, Bobby Schmautz 3:30)
Opponent	1:39	Mar. 8/04 – 1st vs COL (Steve Konowalchuk 14:40, Joe Sakic 15:09, Darby Hendrickson 15:31, Steve Moore 16:19)
Both Teams	1:17	Nov. 26/80 – 3rd @ PIT (Curt Fraser 2:34, Stan Smyl 3:05, Bobby Schmautz 3:30, Rick Kehoe 3:51)

FASTEST OPENING GOAL

Canucks	:06	Mar. 16/13 @ DET (Alex Burrows)
Opponent	:07	Dec. 17/78 @ BUF (Danny Gare)

FASTEST GOAL TO START A PERIOD

Canucks	:06	Jan. 18/86 – 2nd @ LA (Steve Tambellini)
Opposition	:06	Mar. 9/06 – Overtime vs NSH (David Legwand)

CAREER LEADERS

Seasons	17	Daniel Sedin, Henrik Sedin
Games	1,330	Henrik Sedin
Goals	393	Daniel Sedin
Assists	830	Henrik Sedin
Points	1,070	Henrik Sedin
Penalty Minutes	2,127	Gino Odjick
Power Play Goals	138	Daniel Sedin
Shorthanded Goals	24	Pavel Bure
Game-Winning Goals	86	Daniel Sedin
Hat Tricks	10	Markus Naslund, Tony Tanti
Games, Goaltender	516	Kirk McLean
Wins, Goaltender	252	Roberto Luongo
Shutouts	38	Roberto Luongo

CONSECUTIVE GAMES PLAYED

679	Henrik Sedin	Mar. 21/04 – Jan. 18/14
534	Brendan Morrison	Mar. 16/00 to Dec. 10/07
482	Trevor Linden	Oct. 4/90 to Dec. 7/96

CONSECUTIVE 20-GOAL SEASONS

9	Markus Naslund
---	----------------

CONSECUTIVE 30-GOAL SEASONS

5	Trevor Linden, Markus Naslund, Tony Tanti
---	---

ALL-TIME INDIVIDUAL SEASON RECORDS

SEASON

MOST GOALS

Most	60	Pavel Bure	1992.93
		Pavel Bure	1993.94
Left Wing	48	Markus Naslund	2002.03
Right Wing	60	Pavel Bure	1992.93
		Pavel Bure	1993.94
Centre	41	Ryan Kesler	2010.11
Defenceman	23	Adrian Aucoin	1998.99
Rookie	34	Pavel Bure	1991.92
Power Play	25	Pavel Bure	1993.94
		Todd Bertuzzi	2002.03
PP, Defenceman	18	Adrian Aucoin	1998.99
Shorthanded	7	Pavel Bure	1992.93
Game-winning	12	Markus Naslund	2002.03

MOST ASSISTS

Most	83	Henrik Sedin	2009.10
Left Wing	63	Daniel Sedin	2010.11
Right Wing	52	Alex Mogilny	1995.96
Centre	83	Henrik Sedin	2009.10
Defenceman	55	Dennis Kearns	1976.77
Rookie	42	Dale Tallon	1970.71

MOST POINTS

Most	112	Henrik Sedin	2009.10
Left Wing	104	Daniel Sedin	2010.11
		Markus Naslund	2002.03
Right Wing	110	Pavel Bure	1992.93
Centre	112	Henrik Sedin	2009.10
Defenceman	63	Doug Lidster	1986.87
Rookie	60	Ivan Hlinka	1981.82
		Pavel Bure	1991.92

GOALTENDING

Most Games	76	Roberto Luongo	2006.07
Most Wins	47	Roberto Luongo	2006.07
Most Shutouts	10	Roberto Luongo	2008.09

MISCELLANEOUS

PIM	372	Donald Brashear	1997.98
Hat Tricks	4	Petri Skriko	1986.87
Shots	407	Pavel Bure	1992.93

LONGEST GOAL-SCORING STREAK

8 games	Pavel Bure	11 goals	Mar. 8-25/94
---------	------------	----------	--------------

LONGEST ASSIST-SCORING STREAK

11 games	Daniel Sedin	17 assists	Feb. 12-Mar. 16/10
	Dennis Kearns	19 assists	Feb. 27-Mar. 20/77

LONGEST POINT-SCORING STREAK

15 games	Petr Nedved	24 points	Nov. 19-Dec. 27/92
	Todd Bertuzzi	19 points	Jan. 3-Feb. 4/02

LONGEST WINNING STREAK

9 games	Dan Cloutier	Nov. 9-30/02
8 games	Roberto Luongo	Feb. 3-21/09*

LONGEST UNDEFEATED STREAK

21 games	Roberto Luongo	Dec. 8/10-Feb. 12/11	16-0-5
----------	----------------	----------------------	--------

GAME

MOST GOALS

4	Rosaire Paiement	Feb. 9/71	vs	BUF
	Bobby Schmautz	Nov. 19/72	vs	BUF
	Bobby Schmautz	Dec. 30/72	vs	NYI
	Rick Blight	Oct. 6/76	@	PIT
	Petri Skriko	Nov. 21/86	vs	NYR
	Greg Adams	Oct. 8/87	vs	STL
	Tony Tanti	Jan. 13/88	vs	WPG
	Pavel Bure	Oct. 12/92	vs	WPG
	Martin Gelas	Feb. 27/97	vs	PHX
	Markus Naslund	Dec. 14/02	@	EDM
	Markus Naslund	Dec. 9/03	vs	PIT
	Daniel Sedin	Feb. 24/04	vs	DET

MOST ASSISTS

6	Patrik Sundstrom	Feb. 29/84	@	PIT
---	------------------	------------	---	-----

MOST POINTS

7	Patrik Sundstrom	Feb. 29/84	@	PIT
---	------------------	------------	---	-----

MOST PENALTY MINUTES

47	Gino Odjick	Nov. 12/92	@	LA
----	-------------	------------	---	----

MOST POWER PLAY GOALS

3	Rick Blight	Oct. 6/76	@	PIT
---	-------------	-----------	---	-----

MOST SHORTHANDED GOALS

2	Chris Oddleifson	Jan. 24/76	vs	TOR
	Stan Smyl	Jan. 25/85	vs	WPG
	Petri Skriko	Nov. 18/86	vs	CGY
	Pavel Bure	Oct. 12/92	vs	WPG

MOST SHOTS

13	Pavel Bure	Apr. 7/93	vs	EDM
	Russ Courtnall	Mar. 6/96	vs	BUF
	Trevor Linden	Mar. 9/96	vs	COL

PERIOD

MOST GOALS

3	Bobby Schmautz	Nov. 19/72	vs	BUF, 2nd
	Rick Blight	Oct. 6/76	@	PIT, 2nd
	Tony Tanti	Jan. 7/89	@	PIT, 2nd
	Igor Larionov	Dec. 28/91	@	SJ, 2nd
	Pavel Bure	Oct. 12/92	vs	WPG, 2nd
	Cliff Ronning	Apr. 15/93	@	LA, 3rd
	Pavel Bure	Mar. 27/94	vs	LA, 2nd
	Alex Mogilny	Dec. 22/95	@	ANA, 3rd
	Russ Courtnall	Mar. 6/96	vs	BUF, 2nd
	Trevor Linden	Mar. 9/96	vs	COL, 2nd
	Andrew Cassels	Nov. 8/00	@	ANA, 2nd
	Markus Naslund	Apr. 11/02	vs	LA, 3rd
	Markus Naslund	Oct. 21/02	@	SJ, 2nd
	Mikael Samuelsson	Mar. 9/10	@	COL, 2nd

MOST ASSISTS

3	35 Times, several players, most recent			
	Henrik Sedin	Feb. 18/12	vs	TOR, 2nd

MOST POINTS

5	Cliff Ronning	Apr. 15/93	@	LA, 3rd
---	---------------	------------	---	---------

MOST PIM

47	Gino Odjick	Nov. 12/92	@	LA, 3rd
----	-------------	------------	---	---------

FASTEST TWO GOALS

:09	Gerry O'Flaherty	Mar. 15/74	vs	ATL, 3rd
	(scored at 17:48,17:57)			

FASTEST THREE GOALS

2:55	Alex Mogilny	Dec. 22/95	@	ANA, 3rd
	(scored at 16:45, 19:26, 19:40)			

FASTEST TWO SHORTHANDED GOALS

1:11	Petri Skriko	Nov. 18/86	vs	CGY, 2nd
	(scored at 13:21, 14:32)			

*Streak includes OT/SO games

PLAYOFFS



ALL-TIME PLAYOFF OPPONENTS

ALL-TIME PLAYOFF OPPONENTS

Team	Series	W	L	GP	W	L	GF	GA	PCT.	LAST MTG.	RD.	RESULT
Anaheim	1	0	1	5	1	4	8	14	.200	2007	CSF	1-4 L
Arizona (WPG)	2	2	0	13	8	5	50	34	.615	1993	DSF	4-2 W
Boston	1	0	1	7	3	4	8	23	.429	2011	F	3-4 L
Buffalo	2	0	2	7	1	6	14	28	.143	1981	PRE	0-3 L
Calgary	7	2	5	38	17	21	110	119	.447	2015	CQF	2-4 L
Chicago	5	2	3	28	12	16	77	92	.429	2011	CQF	4-3 W
Colorado	2	0	2	10	2	8	26	40	.200	2001	CQF	0-4 L
Dallas	2	2	0	12	8	4	31	23	.667	2007	CQF	4-3 W
Detroit	1	0	1	6	2	4	16	22	.333	2002	CQF	2-4 L
Edmonton	2	0	2	9	2	7	20	35	.222	1992	DF	2-4 L
Los Angeles	5	2	3	28	13	15	93	96	.464	2012	CQF	1-4 L
Minnesota	1	0	1	7	3	4	17	26	.429	2003	CSF	3-4 L
Montreal	1	0	1	5	1	4	9	20	.200	1975	QF	1-4 L
Nashville	1	1	0	6	4	2	14	11	.667	2011	CSF	4-2 W
NY Islanders	2	0	2	6	0	6	14	26	.000	1982	F	0-4 L
NY Rangers	1	0	1	7	3	4	19	21	.429	1994	F	3-4 L
Philadelphia	1	0	1	3	1	2	9	15	.333	1979	PRE	1-2 L
San Jose	2	1	1	9	4	5	28	28	.444	2013	CQF	0-4 L
St. Louis	3	3	0	18	12	6	55	53	.667	2009	CQF	4-0 W
Toronto	1	1	0	5	4	1	16	9	.800	1994	CF	4-1 W
TOTALS	43	16	27	229	101	128	634	735	.441			

HOME

ROAD

Team	GP	W	L	GF	GA	GP	W	L	GF	GA
Anaheim	2	0	2	4	6	3	1	2	4	8
Arizona (WPG)	7	5	2	28	15	6	3	3	22	19
Boston	4	3	1	5	6	3	0	3	3	17
Buffalo	3	1	2	9	12	4	0	4	5	16
Calgary	19	10	9	57	50	19	7	12	53	69
Chicago	14	6	8	39	52	14	6	8	38	40
Colorado	5	1	4	10	19	5	1	4	16	21
Dallas	7	4	3	18	15	5	4	1	13	8
Detroit	3	0	3	7	13	3	2	1	9	9
Edmonton	4	2	2	12	12	5	0	5	8	23
Los Angeles	15	6	9	42	47	13	7	6	51	49
Minnesota	4	1	3	10	17	3	2	1	7	9
Montreal	2	0	2	1	8	3	1	2	8	12
Nashville	3	1	2	5	6	3	3	0	9	5
NY Islanders	3	0	3	2	9	3	0	3	12	17
NY Rangers	3	1	2	7	10	4	2	2	12	11
Philadelphia	1	0	1	4	6	2	1	1	5	9
San Jose	5	3	2	16	13	4	1	3	12	15
St. Louis	9	6	3	26	26	9	6	3	29	27
Toronto	3	3	0	10	3	2	1	1	6	6
TOTALS	116	53	63	312	345	113	48	65	322	390

ALL-TIME PLAYOFF OVERTIME

OVERALL Wins 26 Losses 28 **HOME** Wins 11 Losses 14 **ROAD** Wins 15 Losses 14

Date	Opponent	Scorer	Time	W-L Score	Date	Opponent	Scorer	Time	W-L Score
Apr. 22/75	@ Montreal	Guy Lafleur	17:06	L 5-4	May 11/93	Los Angeles	Gary Shuchuk	26:31	L 4-3
Apr. 8/81	@ Buffalo	Al Haworth	5:00	L 3-2	Apr. 26/94	@ Calgary	Geoff Courtnall	7:15	W 2-1
Apr. 8/82	Calgary	Dave Williams	14:20	W 2-1	Apr. 28/94	Calgary	Trevor Linden	16:43	W 3-2
Apr. 16/82	Los Angeles	Steve Bozek	4:33	L 3-2	Apr. 30/94	@ Calgary	Pavel Bure	22:20	W 4-3
Apr. 18/82	@ Los Angeles	Colin Campbell	1:23	W 4-3	May 8/94	Dallas	Sergio Momesso	11:01	W 2-1
Apr. 27/82	@ Chicago	Jim Nill	28:58	W 2-1	May 16/94	@ Toronto	Peter Zezel	16:55	L 3-2
May 8/82	@ NY Islanders	Mike Bossy	19:58	L 6-5	May 24/94	Toronto	Greg Adams	20:14	W 4-3
Apr. 6/83	@ Calgary	Eddy Beers	12:27	L 4-3	May 31/94	@ NY Rangers	Greg Adams	19:26	W 3-2
Apr. 10/83	Calgary	Greg Meredith	1:06	L 4-3	May 15/95	@ St. Louis	Cliff Ronning	1:48	W 6-5
Apr. 5/89	@ Calgary	Paul Reinhart	2:47	W 4-3	May 21/95	@ Chicago	Joe Murphy	9:04	L 2-1
Apr. 15/89	@ Calgary	Joel Otto	19:21	L 4-3	May 25/95	Chicago	Chris Chelios	6:22	L 3-2
Apr. 6/91	@ Los Angeles	Wayne Gretzky	11:08	L 3-2	May 27/95	Chicago	Chris Chelios	5:35	L 4-3
Apr. 8/91	Los Angeles	Cliff Ronning	3:12	W 2-1	Apr. 25/96	@ Colorado	Joe Sakic	0:51	L 5-4
May 3/92	Edmonton	Joe Murphy	8:36	L 4-3	Apr. 16/01	@ Colorado	Peter Forsberg	2:50	L 4-3
Apr. 27/93	Winnipeg	Teemu Selanne	6:18	L 4-3	Apr. 17/02	@ Detroit	Henrik Sedin	13:59	W 4-3
Apr. 29/93	@ Winnipeg	Greg Adams	4:30	W 4-3	Apr. 25/03	Minnesota	Trent Klatt	3:42	W 4-3

ALL-TIME PLAYOFF RESULTS

Date	Opponent	Scorer	Time	W-L	Score
May 2/03	@ Minnesota	Brent Sopel	15:52	W	3-2
Apr. 17/04	@ Calgary	Brendan Morrison	42:28	W	5-4
Apr. 19/04	Calgary	Martin Gelinias	1:25	L	3-2
Apr. 11/07	Dallas	Henrik Sedin	78:06	W	5-4
Apr. 15/07	@ Dallas	Taylor Pyatt	7:47	W	2-1
Apr. 19/07	Dallas	Brenden Morrow	6:22	L	0-1
Apr. 27/07	@ Anaheim	Jeff Cowan	27:49	W	2-1
May 1/07	Anaheim	Travis Moen	2:07	L	2-3
May 3/07	@ Anaheim	Scott Niedermayer	24:30	L	1-2
Apr. 21/09	@ St. Louis	Alex Burrows	19:41	W	3-2
May 7/09	@ Chicago	Andrew Ladd	2:52	L	1-2

Date	Opponent	Scorer	Time	W-L	Score
Apr. 15/10	Los Angeles	Mikael Samuelsson	8:52	W	3-2
Apr. 17/10	Los Angeles	Anze Kopitar	7:28	L	2-3
Apr. 24/11	@ Chicago	Ben Smith	15:30	L	3-4
Apr. 26/11	Chicago	Alex Burrows	5:22	W	2-1
Apr. 30/11	Nashville	Matt Halischuk	34:51	L	1-2
May 3/11	@ Nashville	Ryan Kesler	10:45	W	3-2
May 24/11	San Jose	Kevin Bieksa	30:18	W	3-2
Jun. 4/11	Boston	Alex Burrows	0:11	W	3-2
Apr. 22/12	Los Angeles	Jarret Stoll	4:27	L	1-2
May 3/13	San Jose	Raffi Torres	5:31	L	2-3
May 7/13	@ San Jose	Patrick Marleau	13:18	L	3-4

ALL-TIME PLAYOFF SERIES

1975 QUARTER-FINAL

Montreal win 4-1					
Apr. 13	Vancouver	2	@ Montreal	6	L
Apr. 15	Vancouver	2	@ Montreal	1	W
Apr. 17	Montreal	4	@ Vancouver	1	L
Apr. 19	Montreal	4	@ Vancouver	0	L
Apr. 22	Vancouver	4	@ Montreal	5 OT	L

1976 PRELIMINARY ROUND

NY Islanders win 2-0					
Apr. 6	Vancouver	3	@ NY Islanders	5	L
Apr. 8	NY Islanders	3	@ Vancouver	1	L

1979 PRELIMINARY ROUND

Philadelphia win 2-1					
Apr. 10	Vancouver	3	@ Philadelphia	2	W
Apr. 12	Philadelphia	6	@ Vancouver	4	L
Apr. 14	Vancouver	2	@ Philadelphia	7	L

1980 PRELIMINARY ROUND

Buffalo win 3-1					
Apr. 8	Vancouver	1	@ Buffalo	2	L
Apr. 9	Vancouver	0	@ Buffalo	6	L
Apr. 11	Buffalo	4	@ Vancouver	5	W
Apr. 12	Buffalo	3	@ Vancouver	1	L

1981 PRELIMINARY ROUND

Buffalo win 3-0					
Apr. 8	Vancouver	2	@ Buffalo	3 OT	L
Apr. 9	Vancouver	2	@ Buffalo	5	L
Apr. 11	Buffalo	5	@ Vancouver	3	L

1982 SMYTHE DIVISION SEMI-FINAL

Vancouver win 3-0					
Apr. 7	Calgary	3	@ Vancouver	5	W
Apr. 8	Calgary	1	@ Vancouver	2 OT	W
Apr. 10	Vancouver	3	@ Calgary	1	W

1982 SMYTHE DIVISION FINAL

Vancouver win 4-1					
Apr. 15	Los Angeles	2	@ Vancouver	3	W
Apr. 16	Los Angeles	3	@ Vancouver	2 OT	L
Apr. 18	Vancouver	4	@ Los Angeles	3 OT	W
Apr. 19	Vancouver	5	@ Los Angeles	4	W
Apr. 21	Los Angeles	2	@ Vancouver	5	W

1982 CAMPBELL CONFERENCE CHAMPIONSHIP

Vancouver win 4-1					
Apr. 27	Vancouver	2	@ Chicago	1 OT	W
Apr. 29	Vancouver	1	@ Chicago	4	L
May 1	Chicago	3	@ Vancouver	4	W
May 4	Chicago	3	@ Vancouver	5	W
May 6	Vancouver	6	@ Chicago	2	W

1982 STANLEY CUP CHAMPIONSHIP

NY Islanders win 4-0					
May 8	Vancouver	5	@ NY Islanders	6 OT	L
May 11	Vancouver	4	@ NY Islanders	6	L
May 13	NY Islanders	3	@ Vancouver	0	L
May 16	NY Islanders	3	@ Vancouver	1	L

1983 SMYTHE DIVISION SEMI-FINAL

Calgary win 3-1					
Apr. 6	Vancouver	3	@ Calgary	4 OT	L
Apr. 7	Vancouver	3	@ Calgary	5	L
Apr. 9	Calgary	4	@ Vancouver	5	W
Apr. 10	Calgary	4	@ Vancouver	3 OT	L

1984 SMYTHE DIVISION SEMI-FINAL

Calgary win 3-1					
Apr. 4	Vancouver	3	@ Calgary	5	L
Apr. 5	Vancouver	2	@ Calgary	4	L
Apr. 7	Calgary	0	@ Vancouver	7	W
Apr. 8	Calgary	5	@ Vancouver	1	L

1986 SMYTHE DIVISION SEMI-FINAL

Edmonton win 3-0					
Apr. 9	Vancouver	3	@ Edmonton	7	L
Apr. 10	Vancouver	1	@ Edmonton	5	L
Apr. 12	Edmonton	5	@ Vancouver	1	L

1989 SMYTHE DIVISION SEMI-FINAL

Calgary win 4-3					
Apr. 5	Vancouver	4	@ Calgary	3 OT	W
Apr. 6	Vancouver	2	@ Calgary	5	L
Apr. 8	Calgary	4	@ Vancouver	0	L
Apr. 9	Calgary	3	@ Vancouver	5	W
Apr. 11	Vancouver	0	@ Calgary	4	L
Apr. 13	Calgary	3	@ Vancouver	6	W
Apr. 15	Vancouver	3	@ Calgary	4 OT	L

1991 SMYTHE DIVISION SEMI-FINAL

Los Angeles win 4-2					
Apr. 4	Vancouver	6	@ Los Angeles	5	W
Apr. 6	Vancouver	2	@ Los Angeles	3 OT	L
Apr. 8	Los Angeles	1	@ Vancouver	2 OT	W
Apr. 10	Los Angeles	6	@ Vancouver	1	L
Apr. 12	Vancouver	4	@ Los Angeles	7	L
Apr. 14	Los Angeles	4	@ Vancouver	1	L

1992 SMYTHE DIVISION SEMI-FINAL

Vancouver win 4-3					
Apr. 18	Winnipeg	3	@ Vancouver	2	L
Apr. 20	Winnipeg	2	@ Vancouver	3	W
Apr. 22	Vancouver	2	@ Winnipeg	4	L
Apr. 24	Vancouver	1	@ Winnipeg	3	L
Apr. 26	Winnipeg	2	@ Vancouver	8	W
Apr. 28	Vancouver	8	@ Winnipeg	3	W
Apr. 30	Winnipeg	0	@ Vancouver	5	W

1992 SMYTHE DIVISION FINAL

Edmonton win 4-2					
May 3	Edmonton	4	@ Vancouver	3 OT	L
May 4	Edmonton	0	@ Vancouver	4	W
May 6	Vancouver	2	@ Edmonton	5	L
May 8	Vancouver	2	@ Edmonton	3	L
May 10	Edmonton	3	@ Vancouver	4	W
May 12	Vancouver	0	@ Edmonton	3	L

ALL-TIME PLAYOFF RESULTS

1993 SMYTHE DIVISION SEMI-FINAL

Vancouver win 4-2

Apr. 19	Winnipeg	2	@ Vancouver	4	W
Apr. 21	Winnipeg	2	@ Vancouver	3	W
Apr. 23	Vancouver	4	@ Winnipeg	5	L
Apr. 25	Vancouver	3	@ Winnipeg	1	W
Apr. 27	Winnipeg	4	@ Vancouver	3 OT	L
Apr. 29	Vancouver	4	@ Winnipeg	3 OT	W

1993 SMYTHE DIVISION FINAL

Los Angeles win 4-2

May 2	Los Angeles	2	@ Vancouver	5	W
May 5	Los Angeles	6	@ Vancouver	3	L
May 7	Vancouver	4	@ Los Angeles	7	L
May 9	Vancouver	7	@ Los Angeles	2	W
May 11	Los Angeles	4	@ Vancouver	3 OT	L
May 13	Vancouver	3	@ Los Angeles	5	L

1994 WESTERN CONFERENCE QUARTER-FINAL

Vancouver win 4-3

Apr. 18	Vancouver	5	@ Calgary	0	W
Apr. 20	Vancouver	5	@ Calgary	7	L
Apr. 22	Calgary	4	@ Vancouver	2	L
Apr. 24	Calgary	3	@ Vancouver	2	L
Apr. 26	Vancouver	2	@ Calgary	1 OT	W
Apr. 28	Calgary	2	@ Vancouver	3 OT	W
Apr. 30	Vancouver	4	@ Calgary	3 OT	W

1994 WESTERN CONFERENCE SEMI-FINAL

Vancouver win 4-1

May 2	Vancouver	6	@ Dallas	4	W
May 4	Vancouver	3	@ Dallas	0	W
May 6	Dallas	4	@ Vancouver	3	L
May 8	Dallas	1	@ Vancouver	2 OT	W
May 10	Dallas	2	@ Vancouver	4	W

1994 WESTERN CONFERENCE FINAL

Vancouver win 4-1

May 16	Vancouver	2	@ Toronto	3 OT	L
May 18	Vancouver	4	@ Toronto	3	W
May 20	Toronto	0	@ Vancouver	4	W
May 22	Toronto	0	@ Vancouver	2	W
May 24	Toronto	3	@ Vancouver	4 OT	W

1994 STANLEY CUP FINAL

NY Rangers win 4-3

May 31	Vancouver	3	@ NY Rangers	2 OT	W
June 2	Vancouver	1	@ NY Rangers	3	L
June 4	NY Rangers	5	@ Vancouver	1	L
June 7	NY Rangers	4	@ Vancouver	2	L
June 9	Vancouver	6	@ NY Rangers	3	W
June 11	NY Rangers	1	@ Vancouver	4	W
June 14	Vancouver	2	@ NY Rangers	3	L

1995 WESTERN CONFERENCE QUARTER-FINAL

Vancouver win 4-3

May 7	Vancouver	1	@ St. Louis	2	L
May 9	Vancouver	5	@ St. Louis	3	W
May 11	St. Louis	1	@ Vancouver	6	W
May 13	St. Louis	5	@ Vancouver	2	L
May 15	Vancouver	6	@ St. Louis	5 OT	W
May 17	St. Louis	8	@ Vancouver	2	L
May 19	Vancouver	5	@ St. Louis	3	W

1995 WESTERN CONFERENCE SEMI-FINAL

Chicago win 4-0

May 21	Vancouver	1	@ Chicago	2 OT	L
May 23	Vancouver	0	@ Chicago	2	L
May 25	Chicago	3	@ Vancouver	2 OT	L
May 27	Chicago	4	@ Vancouver	3 OT	L

1996 WESTERN CONFERENCE QUARTER-FINAL

Colorado win 4-2

Apr. 16	Vancouver	2	@ Colorado	5	L
Apr. 18	Vancouver	5	@ Colorado	4	W
Apr. 20	Colorado	4	@ Vancouver	0	L
Apr. 22	Colorado	3	@ Vancouver	4	W
Apr. 25	Vancouver	4	@ Colorado	5 OT	L
Apr. 27	Colorado	3	@ Vancouver	2	L

2001 WESTERN CONFERENCE QUARTER-FINAL

Colorado win 4-0

Apr. 12	Vancouver	4	@ Colorado	5	L
Apr. 14	Vancouver	1	@ Colorado	2	L
Apr. 16	Colorado	4	@ Vancouver	3 OT	L
Apr. 18	Colorado	5	@ Vancouver	1	L

2002 WESTERN CONFERENCE QUARTER-FINAL

Detroit win 4-2

Apr. 17	Vancouver	4	@ Detroit	3 OT	W
Apr. 19	Vancouver	5	@ Detroit	2	W
Apr. 21	Detroit	3	@ Vancouver	1	L
Apr. 23	Detroit	4	@ Vancouver	2	L
Apr. 25	Vancouver	0	@ Detroit	4	L
Apr. 27	Detroit	6	@ Vancouver	4	L

2003 WESTERN CONFERENCE QUARTER-FINAL

Vancouver win 4-3

Apr. 10	St. Louis	6	@ Vancouver	0	L
Apr. 12	St. Louis	1	@ Vancouver	2	W
Apr. 14	Vancouver	1	@ St. Louis	3	L
Apr. 16	Vancouver	1	@ St. Louis	4	L
Apr. 18	St. Louis	3	@ Vancouver	5	W
Apr. 20	Vancouver	4	@ St. Louis	3	W
Apr. 22	St. Louis	1	@ Vancouver	4	W

2003 WESTERN CONFERENCE SEMI-FINAL

Minnesota win 4-3

Apr. 25	Minnesota	3	@ Vancouver	4 OT	W
Apr. 27	Minnesota	3	@ Vancouver	2	L
Apr. 29	Vancouver	3	@ Minnesota	2	W
May 2	Vancouver	3	@ Minnesota	2 OT	W
May 5	Minnesota	7	@ Vancouver	2	L
May 7	Vancouver	1	@ Minnesota	5	L
May 8	Minnesota	4	@ Vancouver	2	L

2004 WESTERN CONFERENCE QUARTER-FINAL

Calgary win 4-3

Apr. 7	Calgary	3	@ Vancouver	5	W
Apr. 9	Calgary	2	@ Vancouver	1	L
Apr. 11	Vancouver	2	@ Calgary	1	W
Apr. 13	Vancouver	0	@ Calgary	4	L
Apr. 15	Calgary	2	@ Vancouver	1	L
Apr. 17	Vancouver	5	@ Calgary	4 OT	W
Apr. 19	Calgary	3	@ Vancouver	2 OT	L

2007 WESTERN CONFERENCE QUARTER-FINAL

Vancouver win 4-3

Apr. 11	Dallas	4	@ Vancouver	5 OT	W
Apr. 13	Dallas	2	@ Vancouver	0	L
Apr. 15	Vancouver	2	@ Dallas	1 OT	W
Apr. 17	Vancouver	2	@ Dallas	1	W
Apr. 19	Dallas	1	@ Vancouver	0 OT	L
Apr. 21	Vancouver	0	@ Dallas	2	L
Apr. 23	Dallas	1	@ Vancouver	4	W

2007 WESTERN CONFERENCE SEMI-FINAL

Anaheim win 4-1

Apr. 25	Vancouver	1	@ Anaheim	5	L
Apr. 27	Vancouver	2	@ Anaheim	1 OT	W
Apr. 29	Anaheim	3	@ Vancouver	2	L
May 1	Anaheim	3	@ Vancouver	2 OT	L
May 3	Vancouver	1	@ Anaheim	2 OT	L

2009 WESTERN CONFERENCE QUARTER-FINAL

Vancouver win 4-0

Apr. 15	St. Louis	1	@ Vancouver	2	W
Apr. 17	St. Louis	0	@ Vancouver	3	W
Apr. 19	Vancouver	3	@ St. Louis	2	W
Apr. 21	Vancouver	3	@ St. Louis	2 OT	W

2009 WESTERN CONFERENCE SEMI-FINAL

Chicago win 4-2

Apr. 30	Chicago	3	@ Vancouver	5	W
May 2	Chicago	6	@ Vancouver	3	L
May 5	Vancouver	3	@ Chicago	1	W
May 7	Vancouver	1	@ Chicago	2 OT	L
May 9	Chicago	4	@ Vancouver	2	L
May 11	Vancouver	5	@ Chicago	7	L

ALL-TIME PLAYOFF GOALTENDING/SCORING

ALL-TIME PLAYOFF GOALTENDING

Rk	Player	GPI	MINs	GA	SO	AVG	W	L	Rk	Player	GPI	MINs	GA	SO	AVG	W	L
1	K. McLean	68	4,189	198	6	2.84	34	34	13	R. Miller	3	157	6	0	2.31	1	1
2	R. Luongo	64	3,857	163	5	2.54	32	31	14	J. Garrett	3	78	4	0	3.08	1	0
3	R. Brodeur	29	1,809	99	1	3.28	12	17	15	J. Hedberg	2	99	4	0	2.45	1	1
4	D. Cloutier	25	1,361	75	0	3.31	10	13	16	G. Hanlon	2	60	3	0	3.00	0	0
5	C. Schneider	10	463	20	0	2.59	1	4	17	P. Skudra	2	96	5	0	3.13	0	1
6	G. Bromley	7	360	25	0	4.17	2	5	18	B. Essensa	2	123	6	0	2.95	0	2
7	C. Hirsch	6	338	21	0	3.73	2	3	19	D. Sabourin	2	15	1	0	4.14	0	0
8	A. Auld	4	242	10	0	2.48	1	2	20	C. Ridley	2	120	8	0	4.00	0	2
9	E. Lack	4	199	10	0	3.03	1	3	21	K. Whitmore	1	20	2	0	6.00	0	0
10	G. Smith	4	257	14	0	3.27	1	3	22	A. Raycroft	1	25	1	0	2.44	0	0
11	T. Gamble	4	250	16	0	3.85	1	3	23	K. Lockett	1	60	6	0	6.00	0	1
12	S. Weeks	3	140	8	0	3.43	1	1	24	W. Young	1	60	5	0	5.00	0	1

ALL-TIME PLAYOFF SCORING

RK	Player	GP	G	A	PTS	PIM	RK	Player	GP	G	A	PTS	PIM
1	T. Linden	118	34	61	95	90		A. Plavsic	13	1	7	8	4
2	H. Sedin	105	23	55	78	58		T-62 J. Nil	20	4	3	7	73
3	D. Sedin	102	25	46	71	78		D. Murzyn	40	3	4	7	92
4	P. Bure	60	34	32	66	72		R. Torres	23	3	4	7	28
5	G. Courtnall	65	26	35	61	121		B. Bradley	7	3	4	7	10
6	C. Ronning	72	24	34	58	48		R. Lanz	14	2	5	7	6
7	J. Lumme	72	9	31	40	36		C. Oddleifson	14	1	6	7	8
T-8	T. Gradin	38	17	21	38	20		T-68 M. Lapierre	34	3	3	6	88
	R. Kesler	57	12	26	38	71		T. Pyatt	16	2	4	6	8
T-10	A. Burrows	70	19	15	34	124		B. Dailey	7	2	4	6	14
	G. Adams	53	15	19	34	16		P. Skriko	10	1	5	6	0
T-12	S. Smyl	41	16	17	33	64		K. McLean (G)	68	0	6	6	0
	M. Naslund	45	13	20	33	46		T-73 J. Beranek	14	3	2	5	12
14	A. Edler	65	8	23	31	40		J. Gould	7	3	2	5	0
15	M. Ohlund	52	9	19	28	55		R. Nordmark	7	3	2	5	8
16	D. Babych	60	9	18	27	42		E. Tikkanen	6	3	2	5	2
17	S. Salo	74	9	17	26	14		S. O'Brien	22	2	3	5	49
T-18	K. Bieksa	71	10	15	25	122		C. Campbell	19	2	3	5	98
	B. Morrison	43	8	17	25	38		R. Oksiuuta	10	2	3	5	0
20	M. Craven	34	8	15	23	22		D. Ward	9	2	3	5	0
21	S. Mommoso	66	9	13	22	157		P. Reinhart	7	2	3	5	4
T-22	E. Jovanovski	31	9	10	19	36		M. Baron	24	0	5	5	20
	J. Brown	29	7	12	19	39		R. Blight	5	0	5	5	2
	C. Ehrhoff	35	5	14	19	24		T-84 G. Odjick	32	3	1	4	95
T-25	M. Samuelsson	23	9	9	18	24		B. Smolinski	12	2	2	4	8
	M. Raymond	55	8	10	18	14		K. McCarthy	11	2	2	4	12
	J. Hansen	64	7	11	18	42		D. Lever	10	2	2	4	6
	J. Sandlak	33	7	10	17	30		G. O'Flaherty	7	2	2	4	6
29	R. Courtnall	17	5	11	16	23		T. Kurvers	6	2	2	4	12
T-30	D. Rota	30	10	5	15	82		R. Vrbata	6	2	2	4	0
	I. Boldirev	22	9	6	15	4		J. Gillis	5	2	2	4	0
	G. Diduck	47	6	9	15	53		J. Ruutu	24	1	3	4	32
T-33	T. Bertuzzi	24	6	8	14	82		G. Minor	12	1	3	4	25
	T. Williams	31	4	10	14	181		A. Semenov	12	1	3	4	0
T-35	C. Fraser	27	4	9	13	108		B. Horvat	6	1	3	4	2
	K. Wellwood	22	3	10	13	0		A. Chubarov	27	0	4	4	4
	I. Hlinka	16	3	10	13	8		T-97 G. Butcher	14	2	1	3	24
T-38	M. Cooke	32	8	4	12	30		R. Sutter	7	2	1	3	12
	M. Gelinas	33	6	6	12	26		A. Cassels	6	2	1	3	0
	D. Halward	28	6	6	12	77		P. Bordeleau	5	2	1	3	0
	D. Lidster	41	2	10	12	36		R. Delorme	23	1	2	3	49
	D. Hamhuis	34	2	10	12	36		M. Crawford	20	1	2	3	44
T-43	G. Lupul	25	4	7	11	11		P-O. Brasar	13	1	2	3	0
	I. Larionov	19	4	7	11	10		D. Kearns	11	1	2	3	8
	P. Nedved	28	3	8	11	18		R. Kron	11	1	2	3	2
	B. Sopen	42	2	9	11	10		S. Lachance	8	1	2	3	6
	N. Belland	21	2	9	11	23		M. Bridgman	7	1	2	3	10
	L. Molin	19	2	9	11	7		N. Bonino	6	1	2	3	4
T-49	C. Higgins	40	5	5	10	6		M. Kirton	4	1	2	3	7
	H. Snepsts	44	1	9	10	99		W. Mitchell	22	0	3	3	34
	B. Hedican	41	1	9	10	32		B. Glynn	17	0	3	3	10
	T. Tanti	18	1	9	10	15		R. Rypien	17	0	3	3	47
T-53	S. Bernier	22	6	3	9	7		C. Tanev	16	0	3	3	0
	T. Klatt	18	5	4	9	2		R. Walter	13	0	3	3	8
	L. Lindgren	25	3	6	9	14		B. MacDonald	8	0	3	3	2
	P. Demitra	17	3	6	9	6		J. Sleg	5	0	3	3	4
	N. Lafayette	20	2	7	9	4		T-117 J. Cowan	10	2	0	2	22
	A. Mogilny	6	1	8	9	8		C. Neely	7	2	0	2	8
T-59	T. Fergus	13	5	3	8	6		B. Peterson	3	2	0	2	9
	M. Sundin	8	3	5	8	2		M. Malik	21	1	1	2	20

ALL-TIME PLAYOFF SCORING

ALL-TIME PLAYOFF SCORING

RK	Player	GP	G	A	PTS	PIM	RK	Player	GP	G	A	PTS	PIM
	R. Johnson	14	1	1	2	4		A. Schliebener	6	0	0	0	0
	J. Bulis	12	1	1	2	2		M. Sillinger	6	0	0	0	2
	P. Sundstrom	11	1	1	2	9		J. Tambellini	6	0	0	0	2
	B. Manno	10	1	1	2	12		Y. Weber	6	0	0	0	12
	C. Ruuttu	9	1	1	2	0		D. Weise	6	0	0	0	4
	M. Rucinsky	7	1	1	2	6		T. Pratt	5	0	0	0	5
	G. Sanderson	7	1	1	2	4		B. Richardson	5	0	0	0	15
	D. Capuano	6	1	1	2	5		M. Ridley	5	0	0	0	2
	S. Matthias	6	1	1	2	10		L. Rohlin	5	0	0	0	0
	L. Sbis	6	1	1	2	7		A. Stojanov	5	0	0	0	2
	R. Kenins	5	1	1	2	4		M. Wotton	5	0	0	0	4
	L. Krajicek	12	0	2	2	12		J. Agnew	4	0	0	0	6
	T. Letowski	12	0	2	2	8		A. Auld (G)	4	0	0	0	0
	S. Bozek	10	0	2	2	4		D. Berehowsky	4	0	0	0	12
	B. Reid	10	0	2	2	0		D. Brashear	4	0	0	0	0
	L. Rochefort	5	0	2	2	0		F. Corrado	4	0	0	0	0
	J. Belanger	3	0	2	2	2		T. Gamble (G)	4	0	0	0	0
	J.-J. Daigneault	3	0	2	2	0		J. Garrison	4	0	0	0	2
T-139	B. May	20	1	0	1	21		J. Hughes	4	0	0	0	10
	A. Rome	16	1	0	1	37		E. Lack (G)	4	0	0	0	0
	A. Aucoin	10	1	0	1	2		M. Lemay	4	0	0	0	12
	D. Hordichuk	10	1	0	1	14		D. Logan	4	0	0	0	0
	M. Grabner	9	1	0	1	0		L. Melnyk	4	0	0	0	2
	B. Ashton	7	1	0	1	8		R. Murphy	4	0	0	0	2
	J. Butler	7	1	0	1	2		D. Smith	4	0	0	0	6
	G. Monahan	7	1	0	1	4		G. Smith (G)	4	0	0	0	0
	A. Boudrias	6	1	0	1	0		N. Smith	4	0	0	0	0
	T. Warriner	6	1	0	1	2		N. Baumgartner	3	0	0	0	0
	S. Pahlsson	5	1	0	1	4		J. Benning	3	0	0	0	0
	J. Charbonneau	3	1	0	1	4		M. Bergevin	3	0	0	0	2
	D. Kozak	3	1	0	1	0		G. Boddy	3	0	0	0	0
	D. Ververgaert	3	1	0	1	4		A. Bolduc	3	0	0	0	0
	B. McMillan	2	1	0	1	4		C. Cox	3	0	0	0	2
	J. McIntyre	24	0	1	1	16		T. Currie	3	0	0	0	10
	A. Alberts	23	0	1	1	35		A. Ebbett	3	0	0	0	0
	S. Antoski	16	0	1	1	36		R. Fitzpatrick	3	0	0	0	6
	G. Valk	16	0	1	1	37		J. Garrett (G)	3	0	0	0	0
	K. Ballard	14	0	1	1	8		B. Gassoff	3	0	0	0	0
	C. Hodgson	12	0	1	1	2		P. Kavanagh	3	0	0	0	2
	J. Grisdale	10	0	1	1	15		D. Lowry	3	0	0	0	0
	R. Sedlbauer	10	0	1	1	19		J. McIlhargey	3	0	0	0	2
	J. Green	9	0	1	1	12		P. McNab	3	0	0	0	0
	R. Gregg	7	0	1	1	8		R. Miller (G)	3	0	0	0	0
	M. Robitaille	7	0	1	1	4		P. Schaefer	3	0	0	0	0
	F. Kucera	6	0	1	1	0		B. Schmutz	3	0	0	0	0
	J. Mazur	6	0	1	1	8		R. Tudor	3	0	0	0	0
	B. Murray	6	0	1	1	13		O. Vaananen	3	0	0	0	2
	D. Booth	5	0	1	1	0		S. Weeks (G)	3	0	0	0	2
	J. Hlavac	5	0	1	1	0		S. Baertschi	2	0	0	0	0
	M. Peca	5	0	1	1	8		G. Cochrane	2	0	0	0	5
	H. Druken	4	0	1	1	0		A. DeMarco	2	0	0	0	0
	D. Pederson	4	0	1	1	4		B. Essensa (G)	2	0	0	0	0
	D. Roy	4	0	1	1	2		K. Hammond	2	0	0	0	6
	P. Martin	3	0	1	1	2		G. Hanlon (G)	2	0	0	0	0
	R. Stern	3	0	1	1	17		J. Hedberg (G)	2	0	0	0	0
	J. Carson	2	0	1	1	0		J. Namestnikov	2	0	0	0	2
	W. Young (G)	1	0	1	1	0		C. Ridley (G)	2	0	0	0	0
T-178	R. Luongo (G)	64	0	0	0	0		D. Sabourin (G)	2	0	0	0	0
	T. Hunter	46	0	0	0	74		P. Skudra (G)	2	0	0	0	0
	R. Brodeur (G)	29	0	0	0	4		J. Strudwick	2	0	0	0	0
	R. Dirk	28	0	0	0	41		M. Walton	2	0	0	0	5
	D. Cloutier (G)	25	0	0	0	10		R. Bawa	1	0	0	0	0
	T. Glass	24	0	0	0	18		B. Bitz	1	0	0	0	15
	V. Oreskovich	19	0	0	0	12		T. Bouck	1	0	0	0	0
	A. Eldebrink	13	0	0	0	10		D. Bruce	1	0	0	0	0
	J. Cullimore	11	0	0	0	12		J. Dowd	1	0	0	0	0
	M. Malhotra	11	0	0	0	0		L. Goodenough	1	0	0	0	2
	C. Schneider (G)	10	0	0	0	0		K. Guy	1	0	0	0	0
	Z. Kassian	8	0	0	0	6		J. King	1	0	0	0	0
	G.C. Adams	7	0	0	0	21		J. Kocur	1	0	0	0	0
	B. Allen	7	0	0	0	6		K. Lockett (G)	1	0	0	0	0
	G. Bromley (G)	7	0	0	0	2		M. Petit	1	0	0	0	0
	M. Keane	7	0	0	0	4		M. Pettinger	1	0	0	0	0
	J. Bubla	6	0	0	0	7		S. Pinizzotto	1	0	0	0	0
	D. Dorsett	6	0	0	0	20		A. Raycroft (G)	1	0	0	0	0
	B. Helmer	6	0	0	0	0		T. Santala	1	0	0	0	0
	C. Hirsch (G)	6	0	0	0	2		T. Sestito	1	0	0	0	2
	D. Jackson	6	0	0	0	10		L. Vey	1	0	0	0	0
	B. Lalonde	6	0	0	0	2		K. Whitmore (G)	1	0	0	0	0

ALL-TIME PLAYOFF RECORDS

SEASON

Wins		
Most	15	2011, 1994
Most Home	10	2011
Most Road	8	1994
Most Consecutive	5	Apr. 26-May 04/94, May 18-31/94

Goals		
Most For	76	1994
Most Against	69	2011

SERIES

Goals		
Most For	29	1992 Division Semi-Final vs WPG
Most Against	26	1989 Division Semi-Final vs CGY
Most, Both Team	46	1989 Division Semi-Final vs CGY 1992 Division Semi-Final vs WPG

Power Play Goals		
Most For	9	2011 Conference Final vs SJ
Most Against	10	1989 Division Semi-Final vs CGY
Most, Both Teams	17	1989 Division Semi-Final vs CGY

Shorthanded Goals		
Most For	6	1995 Western Quarter Final vs STL
Most, Both Teams	7	1995 Western Quarter Final vs STL

GAME

Overtime		
Longest	78:06	Apr. 11/07 (VAN 5 vs DAL 4, Henrik Sedin scored at 18:06 in the fourth overtime. The total time played for the game was 138:06)
Shortest	0:11	June 4/11 (VAN 3 vs BOS 2 - Alex Burrows)

Goals		
Most	8	Apr. 26/92 (VAN 8 vs WPG 2) Apr. 28/92 (VAN 8 @ WPG 3) June 6/11 (VAN 1 @ BOS 8) May 17/95 (VAN 2 @ STL 8)
Most Against	8	June 6/11 (VAN 1 @ BOS 8) May 17/95 (VAN 2 @ STL 8)
Most, Both Teams	12	Apr. 20/94 (CGY 7 vs VAN 5)

Power Play Goals		
Most	4	Apr. 9/89 vs CGY
Most Against	4	May 7/10 vs CHI
Most, Both Teams	7	May 11/09 @ CHI Apr. 9/89 vs CGY

PERIOD

Goals		
Most	5	Jun. 9/94 vs NYR
Most Against	4	Apr. 25/15 @ CGY June 13/11 @ BOS June 6/11 @ BOS Apr. 19/11 @ CHI May 11/09 @ CHI Apr. 9/80 vs BUF May 11/82 vs NYI Apr. 9/86 vs EDM Apr. 20/94 vs CGY May 17/95 vs STL Apr. 16/96 vs COL Jun. 9/94 vs NYR
Most, Both Teams	8	

Power Play		
Most	3	May 4/92 vs EDM Apr. 12/91 vs LA
Most Against	3	Apr. 9/80 vs BUF Apr. 9/89 vs CGY May 7/10 vs CHI Apr. 9/89 vs CGY
Most, Both Teams	5	

Overtime		
Most Games	7	1994
Most Wins	6	1994
Most Losses	3	2007, 1995

Power Play Goals		
Most For	19	2011, 1994
Most Against	20	1994

Penalty Minutes		
Most for	285	1982 Campbell Conference Final vs CHI

Overtime		
Most Games	3	1994 Western Conference Quarter-Final vs CGY (3-0) 1995 Western Conference Semi-Final vs CHI (0-3) 2007 Western Conference Quarter-Final vs DAL (2-1) 2007 Western Conference Semi-Final vs ANA (1-2)
	3	
	3	
	3	

Fastest Two		
Shorthanded Goals 0:17		Christian Ruutu at 4:31, Geoff Courtnall at 4:48 of second period on May 15/95 vs STL. Previous record was 24 seconds set by MTL in 1978 - an NHL record.

Penalty Minutes		
Most	106	Apr. 29/82 vs CHI
Most, Opponent	95	Apr. 17/15 by CGY
Most, Both Teams	188	Apr. 29/82 vs CHI

Shots on Goal		
Most	56	Apr. 11/07 vs DAL
Most, Opponent	76	Apr. 11/07 by DAL
Most, Both Teams	132	Apr. 11/07 vs DAL
Fewest	13	May 22/11 @ SJ
Fewest, Opponent	14	May 4/92 vs EDM
Fewest, Both Teams	36	Apr. 8/89 vs CGY

Shots on Goal		
Most	23	Apr. 13/12 vs LA
Most, Opponent	22	May 3/07 @ ANA
Most, Both Teams	32	Jun. 9/94 vs NYR
Fewest	2	May 9/11 @ NSH Apr. 22/96 vs COL
Fewest, Opponent	1	May 4/92 vs EDM
Fewest, Both Teams	9	Apr. 8/89 vs CGY

Fastest Goal to Start Game		
Canucks	:08	Apr. 7/82 vs CGY (Stan Smyl)
Opponent	:18	May 7/10 vs CHI (Brent Seabrook)

Fastest Goal to Start Period		
Canucks	:08	Apr. 7/82 vs CGY (Stan Smyl)

ALL-TIME PLAYOFF RECORDS

PERIOD CONTINUED

Fastest Two Goals

Canucks	:15	Apr. 13/89 vs CGY (Rich Sutter 19:29, Garth Butcher 19:44, 2nd)
Opponent	:09	May 5/13 at SJ (Logan Couture 1:40, Patrick Marleau 1:49, 3rd)
Both Teams	:16	Apr. 17/04 @ CGY (Geoff Sanderson 10:15, Oleg Saprykin 10:31, 2nd)

Fastest Three Goals

Canucks	1:55	May 22/11 at SJ (Ryan Kesler 9:16, Salo 10:55 & 11:11, 2nd)
Opponent	:38	Apr. 18/01 vs COL (Peter Forsberg 9:11, Joe Sakic 9:28, Eric Messier 9:49, 3rd)
Both Teams	1:34	May 11/09 @ CHI (Daniel Sedin 12:15, Patrick Kane 13:00, Jonathan Toews 13:49, 3rd)

INDIVIDUAL

CAREER

Most Playoff Years	11	Trevor Linden Henrik Sedin Daniel Sedin
Most Games Played	118	Trevor Linden
Most Points	95	Trevor Linden
Most Goals	34	Trevor Linden Pavel Bure
Most GWG	7	Cliff Ronning
Goals, OT	3	Alex Burrows Greg Adams
Series-Winning Goals	2	Alex Burrows Daniel Sedin Greg Adams
Most Assists	61	Trevor Linden
Most PIM	181	Dave Williams
Most Games, Goalie	68	Kirk McLean
Most Wins, Goalie	34	Kirk McLean
Most Shutouts, Goalie	6	Kirk McLean

YEAR

Most Points	31	Pavel Bure (1994)
Most Points, Def.	15	Jeff Brown (1994)
Most Goals	16	Pavel Bure (1994)
Most Goals, Def.	7	Ed Jovanovski (2003)
Most GWG	3	Chris Higgins (2011) Geoff Courtnall (1994)
Most PPG	5	Daniel Sedin (2011) Trevor Linden (1994) Greg Adams (1993)
Most Assists	19	Henrik Sedin (2011)
Most Assists, Def.	11	Jyrki Lumme (1994)
Most PIM	116	Dave Williams (1982)

Most Shots	101	Pavel Bure (1994)
Longest Point Streak	16	Pavel Bure (1994)

Longest Goal Streak	5	Mikael Samuelsson (2010) Cliff Ronning (1991)
Longest Assist Streak	6	Henrik Sedin (2011)
Most Games, Goalie	25	Roberto Luongo (2011)
Most Wins, Goalie	15	Roberto Luongo (2011) Kirk McLean (1994)
Most Shutouts	4	Roberto Luongo (2011) Kirk McLean (1994)
Most Minutes	1544	Kirk McLean (1994)

SERIES

Most Goals	7	Mikael Samuelsson (2010 vs LA) Pavel Bure (1995 vs STL)
Most Points	12	Henrik Sedin (2011 vs SJ) Pavel Bure (1995 vs STL)
Most Assists	11	Henrik Sedin (2011 vs SJ)
Most PIM	51	Dave Williams (1982 vs CHI)
Most PP	2	Multiple times
Most Shots	30	Pavel Bure (1995 vs STL)

GAME

Most Saves	72	Roberto Luongo (Apr. 11/07 vs DAL)
Most Goals	3	Five times: Trevor Linden, (Most recent Apr. 25/96 @ COL), Doug Halward, Two times: Geoff Courtnall (Most recent Apr. 30/92 vs WPG), Pavel Bure
Most Assists	4	Henrik Sedin (May 22/11 vs SJ)
Most Points	4	Henrik Sedin (May 22/11 vs SJ) Russ Courtnall (May 9/95 at STL) Geoff Courtnall (Apr. 30/92 vs WPG) Pavel Bure (Apr. 26/92 vs WPG) Geoff Courtnall (Apr. 4/91 vs LA) Trevor Linden (Apr. 9/89 vs CGY)
Most Shots	11	Geoff Courtnall (Apr. 30/92 vs WPG)
Most PP Goals	2	Sami Salo (May 22/11 at SJ) Daniel Sedin (May 18/11 vs SJ) Ryan Kesler (May 3/11 at NSH) Trevor Linden (Most recent Apr. 25/96) Doug Halward (Apr. 7/84 vs CGY) Ivan Hlinka (Apr. 15/82 vs LA)

PERIOD

Most Goals	2	11 players
Most Assists	3	Henrik Sedin (May 22/11 at SJ, 2nd)
Most Points	3	Sami Salo (May 22/11 at SJ, 2nd) Henrik Sedin (May 22/11 at SJ, 2nd) Daniel Sedin (Apr. 21/10 at LA, 3rd) Pavel Bure (June 9/94 vs NYR, 3rd) Geoff Courtnall (Apr. 4/91 vs LA, 3rd)
Most PIM	37	Gino Odjick (May 17/95 vs STL)
Fastest Two Goals	0:16	Sami Salo (May 22/11 at SJ, 2nd)



NHL



NATIONAL HOCKEY LEAGUE

NEW YORK

1185 Avenue of the Americas, 15th Floor, New York, NY, 10036
Phone: 212.789.2000 Fax: 212.789.2020

TORONTO

50 Bay St., 11th Floor
Toronto, ON, M5J 2X8
Phone: 416.359.7900 Fax: 416.981.2779

MONTRÉAL

1800 McGill College Ave., Suite 2600
Montréal, Québec, H3A 3J6
Phone: 514.841.9220

EXECUTIVE

Commissioner Gary B. Bettman
Deputy Commissioner..... William Daly
Senior Executive Vice President
of Hockey Operations..... Colin Campbell

RECENT NHL RULE CHANGES (2017.18)

Rule 78.7 – Coach’s Challenge for Off-side on Goal: If the result of the challenge is that the play was “on-side”, the goal shall count and the team that issued the challenge shall be assessed a minor penalty for delaying the game. It is important to note that a team does not have to possess its time-out in order to issue a challenge on those plays, and will not forfeit its time-out in the event of an unsuccessful challenge. Only one Coach’s Challenge per team per stoppage will be permitted.

Rule 87.1 – Time-Outs: No time-out shall be granted to the team that commits an icing infraction.

Rule 80.2 & 80.4 – High-Sticking the Puck: No longer will the face-off be taken “all the way down” when a team high-sticks the puck in the attacking zone while it is on the power play. Face-off location will be determined in the same manner as when the team is at even strength (face-off in the neutral zone).

Rule 61 – Slashing: To curb slashing in and around the hands, there will be a stricter standard of enforcement. The Referees have been instructed that when a player is NOT attempting to play the puck and slashes on or near an opponent’s hands, such Player should be assessed a slashing penalty.

Rule 76 – Face-Offs: There will be a stricter enforcement of the face-off procedure – especially with respect to the markings inside the face-off circle. Under section 76.4, the players will be instructed to set, so they will stand squarely facing their opponents’ end of the rink, and clear of the ice markings (where applicable). The defensive Player will be instructed to set (skates and stick) then, the offensive Player will be instructed to set (skates and stick).

Applying the rule as written should improve the integrity of face-offs, reduce player head contact and make these plays safer for the Linesmen.

Note: At some point during Training Camp/Pre-Season, Officials will meet with the center ice/Face-off players prior to beginning a pre-season game to clearly explain their expectation. Hockey Ops will contact the GM/Coach to schedule this meeting.

Player Equipment and Uniforms: As we prepare for the start of the 2017/18 season, the following will serve as a reminder as it relates to the players uniform and how it should be worn. As discussed by the Competition Committee and endorsed by our General Managers, the following areas will be emphasized:

Rule 91 – Team Uniform: All players of each team shall be dressed uniformly with approved design and color of their helmets, sweaters, short pants, stockings, and skates. Altered uniforms of any kinds, i.e., Velcro inserts, over-sized jerseys, altered collars, etc., will not be permitted. Any player or goalkeeper not complying with this rule shall not be permitted to participate in the game. For violations, refer to 9.5.

This rule will be interpreted to include personal messaging of any kind on the game uniform or equipment, sloppy equipment (such as long hanging laces), ripped pants, etc.

We will also be addressing the incorrect use of players visors. The Officials have been instructed to be diligent with the observation and enforcement of this rule.

Rule 9.7 – Visors: Beginning with the 2013/14 season, all players who have fewer than 25 games of NHL experience must wear a visor properly affixed to their helmet. Visors are to be affixed to the helmets in such a fashion as to ensure adequate eye protection.

(Please remind all of your players that wear a visor that they must adhere to this rule.)

Players wearing their visors incorrectly, if witnessed by the Officials, will be removed from play and not permitted to return until their visors are properly affixed to their helmets. If a player returns to the ice (after a first offense and warning) while still in violation of the rule, he will be penalized.

NHL TEAM DIRECTORY

ANAHEIM DUCKS

Honda Center
2695 E Katella Avenue
Anaheim, CA, 92806
714.704.2400
GM: Bob Murray Coach: Randy Carlyle

ARIZONA COYOTES

Gila River Arena
9400 W Maryland Avenue
Glendale, AZ, 85305
623.772.3200
GM: John Chayka Coach: Rick Tocchet

BOSTON BRUINS

TD Garden
100 Legends Way
Boston, MA, 02114
617.624.1050
GM: Don Sweeney Coach: Bruce Cassidy

BUFFALO SABRES

KeyBank Center
1 Seymour H Knox III Plaza
Buffalo, NY, 14203
716.855.4100
GM: Jason Botterill Coach: Phil Housley

CALGARY FLAMES

Scotiabank Saddledome
555 Saddledome Rise SE
Calgary, AB, T2G 2W1
403.777.4646
GM: Brad Treliving Coach: Bill Peters

CAROLINA HURRICANES

PNC Arena
1400 Edwards Mill Road
Raleigh, NC, 27607
919.467.7825
GM: Don Waddell Coach: Rod Brind'Amour

CHICAGO BLACKHAWKS

United Center
1901 W Madison Street
Chicago, IL, 60612
312.455.4500
GM: Stan Bowman Coach: Joel Quenneville

COLORADO AVALANCHE

Pepsi Center
1000 Chopper Circle
Denver, CO, 80204
303.405.1100
GM: Joe Sakic Coach: Jared Bednar

COLUMBUS BLUE JACKETS

Nationwide Arena
200 W Nationwide Blvd
Columbus, OH, 43215
614.246.2000
GM: Jarmo Kekäläinen Coach: John Tortorella

DALLAS STARS

American Airlines Center
2500 Victory Avenue
Dallas, TX, 75219
214.222.3687
GM: Jim Mill Coach: Jim Montgomery

DETROIT RED WINGS

Little Caesars Arena
2645 Woodward Avenue
Detroit, MI, 48201
313.471.7444
GM: Ken Holland Coach: Jeff Blashill

EDMONTON OILERS

Rogers Place
10220 104 Avenue NW
Edmonton, AB T5J 0H6
780.414.5483
GM: Peter Chiarelli Coach: Todd McLellan

FLORIDA Panthers

BB&T Center
1 Panther Parkway
Sunrise, FL, 33323
954.835.7000
GM: Dale Tallon Coach: Bob Boughner

LOS ANGELES KINGS

Staples Center
1111 S Figueroa Street
Los Angeles, CA, 90015
213.742.7100
GM: Rob Blake Coach: John Stevens

MINNESOTA WILD

Xcel Energy Center
199 W Kellogg Blvd
St Paul, MN, 55102
651.265.4800
GM: Paul Fenton Coach: Bruce Boudreau

MONTREAL CANADIENS

Centre Bell
1909 Avenue des Canadiens-de-Montréal
Montréal, QC, H4B 5G0
514.932.2582
GM: Marc Bergevin Coach: Claude Julien

NASHVILLE PREDATORS

Bridgestone Arena
501 Broadway
Nashville, TN, 37203
615.770.2000
GM: David Poile Coach: Peter Laviolette

NEW JERSEY DEVILS

Prudential Center
25 Lafayette Street
Newark, NJ, 07102
973.757.6600
GM: Ray Shero Coach: John Hynes

NEW YORK ISLANDERS

Barclays Center
620 Atlantic Avenue
Brooklyn, NY, 11217
917.618.6100
Nassau Veterans Memorial Coliseum
1255 Hempstead Turnpike
Uniondale, NY, 11553
516.231.4848
GM: Lou Lamoriello Coach: Barry Trotz

NEW YORK RANGERS

Madison Square Garden
4 Pennsylvania Plaza
New York, NY, 10001
212.465.6741
GM: Jeff Gorton Coach: David Quinn

OTTAWA SENATORS

Canadian Tire Centre
1000 Palladium Drive
Ottawa, ON, K2V 1A5
613.599.0100
GM: Pierre Dorion Coach: Guy Boucher

PHILADELPHIA FLYERS

Wells Fargo Center
3601 S Broad Street
Philadelphia, PA, 19148
215.336.3600
GM: Ron Hextall Coach: Dave Hakstol

PITTSBURGH PENGUINS

PPG Paints Arena
1001 Fifth Avenue
Pittsburgh, PA, 15219
412.642.1800
GM: Jim Rutherford Coach: Mike Sullivan

ST. LOUIS BLUES

Enterprise Center
1401 Clark Ave. Street
St. Louis, MO, 63103
314.622.5400
GM: Doug Armstrong Coach: Mike Yeo

SAN JOSE SHARKS

SAP Center
525 W Santa Clara Street
San Jose, CA, 95113
408.287.7070
GM: Doug Wilson Coach: Peter DeBoer

TAMPA BAY LIGHTNING

Amalie Arena
401 Channelside Drive
Tampa, FL, 33602
813.301.6500
GM: Julien BriseBois Coach: Jon Cooper

TORONTO MAPLE LEAFS

Scotiabank Arena
40 Bay Street
Toronto, ON, M5J 2X2
416.815.5500
GM: Kyle Dubas Coach: Mike Babcock

VANCOUVER CANUCKS

Rogers Arena
800 Griffiths Way
Vancouver, BC, V6B 6G1
604.899.7400
GM: Jim Benning Coach: Travis Green

VEGAS GOLDEN KNIGHTS

T-Mobile Arena
3780 S Las Vegas Boulevard
Las Vegas, NV, 89158
702.692.1600
GM: George McPhee Coach: Gerard Gallant

WASHINGTON CAPITALS

Capital One Arena
601 F St NW
Washington, DC, 20004
202.628.3200
GM: Brian MacLellan Coach: Todd Reirden

WINNIPEG JETS

Bell MTS Place
345 Graham Avenue
Winnipeg, MB, R3C 5S6
204.987.7825
GM: Kevin Cheveldayoff Coach: Paul Maurice

REFEREES

Name	Number
Anderson, Reid*	49
Blandina, Brandon*	39
Brenk, Jacob	26
Charron, Francis	6
Chmielewski, Tom	18
Dunning, Mitch*	43
Dwyer, Gord	19
Furlatt, Eric	27
Halkidis, Beaudry*	48
Hanson, Trevor	14
Hebert, Ghislain	22
Hebert, Jean	15
Joannette, Marc	25
Kozari, Steve	40
Lambert, Pierre	37
L'Ecuyer, Frederick	17
Lee, Chris	28
Luxmore, Thomas John	21
MacDougall, Peter*	45
Markovic, Michael*	47
McCauley, Wes	4
McIsaac, Jon	2
Meier, Brad	34
Morton, Dean	36
Nicholson, Kendrick	30
O'Donnell, Conor*	39
O'Halloran, Dan	13
O'Rourke, Dan	9
Peel, Tim	20
Pochmara, Brian	16
Pollock, Kevin	33
Rank, Garrett	7
Rehman, Kyle	10
Rooney, Chris	5
Schlenker, Chris	3
Skilliter, Graham	24
South, Furman*	44
Schrader, Brandon*	46
St-Laurent, Francois	38
St. Pierre, Justin	12
Sutherland, Kelly	11
Syvret, Corey*	42
Walsh, Ian	29
Watson, Brad	23

LINESMEN

Name	Number
Alphonso, Shandor	52
Amell, Derek	75
Baker, Tyson*	88
Barton, Steve	59
Berg, Devin	87
Brisebois, David	96
Cameron, Lonnie	74
Cherrey, Scott	50
Cormier, Michel	76
Daisy, Ryan	81
Devorski, Greg	54
Driscoll, Scott	68
Galloway, Ryan	82
Gawryletz, Brandon	64
Gawryletz, Travis	67
Gibbons, Ryan	58
Gibbs, Darren	66
Knorr, Trent	63
Kovachik, Brad	71
Mach, Brian	78
MacPherson, Matt	83
Marquis, Jesse*	86
Miller, Steve	89
Mills, Bevan*	53
Murchison, Kiel	79
Murphy, Brian	93
Murray, Jonny	95
Nagy, Kory	97
Nansen, Derek	70
Nowak, Tim	77
Panchich, Bryan	94
Racicot, Pierre	65
Rody, Vaughan	73
Sericolo, Anthony	84
Smith, Andrew	51
Shewchyk, Mark	92
Suchanek, Libor	60
Tobias, James*	61

*Minor league official

2017.18 NHL STANDINGS / NHL LEADERS

WESTERN CONFERENCE

CENTRAL DIVISION

Team	GP	W	L	O	GF	GA	PTS
p – NASHVILLE (1)	82	53	18	11	267	211	117
x – WINNIPEG (2)	82	52	20	10	277	218	114
x – MINNESOTA (4)	82	45	26	11	253	232	101
x – COLORADO (8)	82	43	30	9	257	237	95
ST. LOUIS (9)	82	44	32	6	226	222	94
DALLAS (10)	82	42	32	8	235	225	92
CHICAGO (13)	82	33	39	10	229	256	76

PACIFIC DIVISION

Team	GP	W	L	O	GF	GA	PTS
y – VEGAS (3)	82	51	24	7	272	228	109
x – ANAHEIM (5)	82	44	25	13	235	216	101
x – SAN JOSE (6)	82	45	27	10	252	229	100
x – LOS ANGELES (7)	82	45	29	8	239	203	98
CALGARY (11)	82	37	35	10	218	248	84
EDMONTON (12)	82	36	40	6	234	263	78
VANCOUVER (14)	82	31	40	11	218	264	73
ARIZONA (15)	82	29	41	12	208	256	70

EASTERN CONFERENCE

ATLANTIC DIVISION

Team	GP	W	L	O	GF	GA	PTS
y – WASHINGTON (3)	82	49	26	7	259	239	105
x – PITTSBURGH (5)	82	47	29	6	272	250	100
x – PHILADELPHIA (6)	82	42	26	14	251	243	98
x – COLUMBUS (7)	82	45	30	7	242	230	97
x – NEW JERSEY (8)	82	44	29	9	248	244	97
CAROLINA (10)	82	36	35	11	228	256	83
NY ISLANDERS (11)	82	35	37	10	264	296	80
NY RANGERS (12)	82	34	39	9	231	268	77

METROPOLITAN DIVISION

Team	GP	W	L	O	GF	GA	PTS
Z – TAMPA BAY (1)	82	54	23	5	296	236	113
X – BOSTON (2)	82	50	20	12	270	214	112
X – TORONTO (4)	82	49	26	7	277	232	105
FLORIDA (9)	82	44	30	8	248	246	96
DETROIT (13)	82	30	39	13	217	255	73
MONTREAL (14)	82	29	40	13	209	264	71
OTTAWA (15)	82	28	43	11	221	291	67
BUFFALO (16)	82	25	45	12	199	280	62

p – winner of Presidents' Trophy x – clinched playoff spot y – clinched division z – clinched conference

NHL LEADERS

INDIVIDUAL SCORING LEADERS

Player	Team	GP	G	A	PTS	+/-	PIM
Connor McDavid	EDM	82	41	67	108	20	26
Claude Giroux	PHI	82	34	68	102	28	20
Nikita Kucherov	TBL	80	39	61	100	15	42

DEFENCEMEN SCORING LEADERS

Player	Team	GP	G	A	PTS	+/-	PIM
John Carlson	WSH	82	15	53	68	0	32
Brent Burns	SJS	82	12	55	67	-16	46
John Klingberg	DAL	82	8	59	67	10	26

ROOKIE SCORING LEADERS

Player	Team	GP	G	A	PTS	+/-	PIM
Matthew Barzal	NYI	82	22	63	85	1	30
Clayton Keller	ARI	82	23	42	65	-7	24
Yanni Gourde	TBL	82	25	39	64	34	50

GOALTENDING

Goals Against Average (Min-14 GP)

Carter Hutton	STL	2.09
Curtis McElhinney	TOR	2.13
Antti Raanta	ARI	2.24
Marc-Andre Fleury	VGK	2.24

Wins

Andrei Vasilevskiy	TBL	44
Connor Hellebuyck	WPG	44
Pekka Rinne	NSH	42

Shutouts

Pekka Rinne	NSH	8
Andrei Vasilevskiy	TBL	8
Connor Hellebuyck	WPG	6

CATEGORY LEADERS

Goals

Alex Ovechkin	WSH	49
Patrik Laine	WPG	44
William Karlsson	VGK	43

Assists

Blake Wheeler	WPG	68
Claude Giroux	PHI	68
Connor McDavid	EDM	67

Power Play Goals

Patrik Laine	WPG	20
Alex Ovechkin	WSH	17
Patric Hornqvist	PIT	15
Ryan O'Reilly	BUF	15
Steven Stamkos	TBL	15

Shorthanded Goals

Aleksander Barkov	FLA	5
Austin Watson	NSH	4
Evander Kane	BUF/SJS	4
William Karlsson	VGK	4

Game-Winning Goals

Brayden Point	TBL	12
Nathan MacKinnon	COL	12
Sean Monahan	CGY	11

Shots

Alex Ovechkin	WSH	355
Tyler Seguin	DAL	335
Brent Burns	SJS	332

Shooting PCT (Min-48 SH)

Alexander Kerfoot	COL	23.4%
William Karlsson	VGK	23.4%
Brett Connolly	WSH	22.4%

Plus/Minus

William Karlsson	VGK	49
Jonathan Marchessault	VGK	36
Josh Manson	ANA	34
Yanni Gourde	TBL	34
Sean Couturier	PHI	34

NHL AWARD WINNERS

HART MEMORIAL TROPHY

Taylor Hall – New Jersey Devils

VEZINA TROPHY

Pekka Rinne – Nashville Predators

JAMES NORRIS MEMORIAL TROPHY

Victor Hedman – Tampa Bay Lightning

ART ROSS TROPHY

Connor McDavid – Edmonton Oilers

MAURICE “ROCKET” RICHARD TROPHY

Alex Ovechkin – Washington Capitals

JACK ADAMS AWARD

Gerard Gallant – Vegas Golden Knights

CALDER MEMORIAL TROPHY

Matthew Barzal – New York Islanders

CONN SMYTHE TROPHY

Alex Ovechkin – Washington Capitals

KING CLANCY MEMORIAL TROPHY

Daniel and Henrik Sedin – Vancouver Canucks

LADY BYNG MEMORIAL TROPHY

William Karlsson – Vegas Golden Knights

BILL MASTERTON MEMORIAL TROPHY

Brian Boyle – New Jersey Devils

TED LINDSAY AWARD

Connor McDavid – Edmonton Oilers

FRANK J. SELKE TROPHY

Anze Kopitar – Los Angeles Kings

WILLIAM M. JENNINGS TROPHY

Jonathan Quick – Los Angeles Kings

BRIDGESTONE MARK MESSIER NHL LEADERSHIP AWARD

Deryk Engelland – Vegas Golden Knights

NHL FOUNDATION AWARD

Travis Hamonic – New York Islanders

GENERAL MANAGER OF THE YEAR AWARD

George McPhee – Vegas Golden Knights

2018.19 CRITICAL DATES

SEPTEMBER

- 6 Rookie camps open
- 13 Training camps open
- 15 Preseason schedule begins
- 15 2018 O.R.G. NHL China Games™: Boston Bruins at Calgary Flames (Shenzhen Universiade Sports Center, Shenzhen, China)
- 18 2018 Kraft Hockeyville Canada: Ottawa Senators vs. Toronto Maple Leafs (Lucan Community Memorial Centre, Lucan, Ont.)
- 19 2018 O.R.G. NHL China Games™: Calgary Flames at Boston Bruins (Cadillac Arena, Beijing, China)
- 19 Annual USA Hockey All-American Prospects Game (Xcel Energy Center, Saint Paul, Minn.)
- 25 2018 Kraft Hockeyville™ USA: Columbus Blue Jackets vs. Buffalo Sabres (Clinton Arena, Clinton, NY)

OCTOBER

- 1 NHL Global Series Challenge: Devils vs. SC Bern (PostFinance Arena, Bern, Switzerland)
- 2 Opening day playing rosters set (5 p.m. ET)
- 2 NHL Board of Governors Meeting (New York, NY)
- 3 Opening night of 2018-19 NHL regular season (4 games)
- 3 Washington Capitals raise Stanley Cup banner (vs. Boston Bruins)
- 3 NHL Global Series Challenge: Oilers vs. Kolner Haie (Lanxess Arena, Cologne, Germany)
- 6 2018 NHL Global Series™: Edmonton Oilers vs. New Jersey Devils (Scandinavium, Gothenburg, Sweden)
- 22 NHL Alumni Awards Gala – Honorees: Borje Salming, Mats Sundin, Nicklas Lidstrom (Keith Magnuson Man of the Year); Bob Cole (Keith McCreary 7th Man); Eddie Olczyk (Ace Bailey Award of Courage); Chris Hadfield (Honorary Alumni) (Toronto, Ont.)

2018.19 CRITICAL DATES

NOVEMBER

- 1-30 Hockey Fights Cancer Awareness Month
- 1-2 2018 NHL Global Series™:
Florida Panthers vs. Winnipeg Jets
(Hartwall Arena, Helsinki, Finland)
- 9 Hockey Hall of Fame Game:
New Jersey Devils at Toronto Maple Leafs
- 12 Hockey Hall of Fame Induction Ceremony (Toronto, Ont.):
Inductees: Martin Brodeur, Jayna Hefford, Martin St. Louis,
Alexander Yakushev (Player category); Gary Bettman,
Willie O'Ree (Builder category); Larry Brooks, Joe Bowen
(Media honorees).
- 13 NHL General Managers' Meeting (Toronto, Ont.)
- 23 2018 Discover NHL Thanksgiving Showdown™:
New York Rangers at Philadelphia Flyers
- 26 NHL Founders Day (1917)

DECEMBER

- 11 Signing deadline for Group 2 free agents (5 p.m. ET)
- 12 U.S. Hockey Hall of Fame Induction
(Inductees: Red Berenson,
Natalie Darwitz, Hago Harrington, David Poile, Paul Stewart)
and Celebration of Lester Patrick (Recipient: Jim Johansson,
posthumous) (Nashville, Tenn.)
- 19 101st Anniversary of League's first games played
- 19-27 Holiday roster freeze in effect: For all players on an NHL
active roster, injured reserve, or with non-roster and injured
non-roster status as of midnight (local time) Dec. 19, a roster
freeze shall apply through midnight (local time) Dec. 27,
with respect to waivers, trades and loans, subject to the
exceptions provided for in CBA Article 16.5 (d).
- 24-26 Holiday break
(no scheduled practices – dressing rooms closed)
- 26-Jan. 5 IIHF World Junior Championship
(Vancouver/Victoria, B.C.)

JANUARY

- 11 2019 Bridgestone NHL Winter Classic®:
Boston Bruins at Chicago Blackhawks
(Notre Dame Stadium, South Bend, Ind.)
- 8 USHL/NHL Top Prospects Game (Ice Box, Lincoln, Neb.)
Week of 21st NHL Central Scouting Mid-Season Rankings release
- 23 CHL/NHL Top Prospects Game
(ENMAX Centrium, Red Deer, AB)
- 24-27 NHL All-Star Break
(no games played)
- 24-26 No scheduled practices – dressing rooms closed
- 25 2019 NHL All-Star Skills Competition™
(SAP Center at San Jose, San Jose, Calif.)
- 26 2019 NHL All-Star Game
(SAP Center at San Jose, San Jose, Calif.)
- 27-28 2019 AHL All-Star Classic
(MassMutual Center, Springfield, Mass.)
- 28 NHL regular season resumes

FEBRUARY

- 9 Hockey Day in Canada (Hockey Canada)
- 9 19th Annual Scotiabank Hockey Day in Canada
(Host: Swift Current, SK)
- 17-24 Hockey Week Across America (USA Hockey)
- 23 2019 Coors Light NHL Stadium Series™:
Pittsburgh Penguins at Philadelphia Flyers
(Lincoln Financial Field, Philadelphia, Pa.)
- 25 2019 NHL Trade Deadline (3 p.m. ET)

MARCH

- 4-6 NHL General Managers' Meeting (Boca Raton, Fla.)
- 29-31 NCAA Regionals

APRIL

- 6 Last day of 2018-19 regular season (15 games)
- 10 Stanley Cup Playoffs begin
- 11-13 NCAA Frozen Four (KeyBank Center, Buffalo, NY)
Week of 15th NHL Central Scouting Final Rankings release
- 18-28 IIHF Under-18 World Championship
(Ornskoldsvik/Umeå, Sweden)
- TBA 2019 NHL Draft Lottery

MAY

- 10-26 IIHF World Championship (Bratislava/Košice, Slovakia)
- 17-26 2019 CHL Memorial Cup (Scotiabank Centre, Halifax, N.S.)
- 27-June 1 2019 NHL Scouting Combine (Buffalo, N.Y.)

JUNE

- 15 Last possible day for 2019 Stanley Cup Final
- TBA 2019 NHL Awards™ (Las Vegas, Nev.)
- 20 NHL General Managers' Meeting (Vancouver, B.C.)
- 21-22 2019 NHL Draft™ (Rogers Arena, Vancouver, B.C.)

JULY

- 1 Free agency begins (12 p.m. ET)
- 5 Deadline for player-elected salary arbitration notification
(5 p.m. ET)
- 6 Deadline for club-elected salary arbitration notification
(5 p.m. ET)
- 20-Aug. 4 Salary arbitration hearings held

AUGUST

- 6 Deadline for salary arbitration decisions to be rendered

ASSIST

An assist is awarded to the player or players (maximum of two) who touch the puck prior to the goal, provided no defender plays or possesses the puck in between.

GAME PLAYED

A player receives credit for playing in a game if: i) he steps on the ice during time played or ii) serves any penalty.

GAME-WINNING GOAL

After the final score has been determined, the goal which leaves the winning club one goal ahead of its opponent is the game-winning goal (example: if Team A beats Team B 8-3, the player scoring the fourth goal for Team A receives credit for the game-winning goal).

GOAL

A goal is awarded to the last player on the scoring club to touch the puck prior to the puck entering the net.

GOALS AGAINST AVERAGE

Multiply goals allowed (GA) by 60 and divide by minutes played (MINS).

GOALTENDER

A goaltender receives a "W" for a win in regulation, overtime or shootout; an "L" for a loss in regulation; or an "OT" for a loss in overtime or shootout.

PENALTY KILLING PERCENTAGE

Subtract the total number of power play goals allowed from total number of short-handed situations to get total number of power plays killed. Divide the total number of power plays killed by the total number of short-handed situations.

PLUS/MINUS

A player receives a "plus" if he is on the ice when his club scores an even-strength or short-handed goal. He receives a "minus" if he is on the ice for an even-strength or short-handed goal scored by the opposing Club. The difference in these numbers is considered the player's plus/minus statistic.

POWER PLAY GOAL

A goal scored by a club while it has a manpower advantage due to an opponent's penalty. Following are some examples of what is and is not considered a power play goal:

- if a club has an advantage on a minor penalty starting at 2:02 of the period and it scores at 4:02, the goal is not a power play goal.
- if a club scores on a delayed penalty, the goal is not a power play goal.
- if a club has an advantage due to a five-minute major or match penalty, that club is always credited with having one more advantage than the number of power play goals it scores during that advantage, because the penalty does not expire. A new advantage begins after each power play goal. For example, if Team A scores three goals during a major penalty, it is credited with four advantages.
- if a club is on a power play for any length of time, it is considered to have had an advantage.
- if a minor penalty is incurred by a club on a power play due to a major penalty, a new advantage is given to that Club when its minor penalty expires, provided the opponent's major penalty is still in effect.

POWER PLAY PERCENTAGE

Total number of power play goals divided by total number of power play opportunities.

SAVE PERCENTAGE

Subtract goals allowed (GA) from shots against (SA) to determine saves. Then divide saves by shots against.

SHOOTING PERCENTAGE

Divide the number of goals scored by the number of shots taken.

SHORT-HANDED GOAL

A goal scored by a club while it is at a manpower disadvantage. The same cases apply for short-handed as for power play goals, but in the opposite manner.

SHOT ON GOAL

If a player shoots the puck with the intention of scoring and if that shot would have gone in the net had the goaltender not stopped it, the shot is recorded as a "shot on goal".

SHUTOUT

If two goaltenders combine for a shutout, neither receives credit for the shutout. Instead it is recorded as a club shutout.

TENTHS OF A SECOND

If a penalty or goal occurs in the last minute, the time is rounded off to the previous second (ex: if a penalty is called with 12.4 seconds left in a period, the time is indicated as 19:47 and not 19:48.)

WINNING PERCENTAGE

Multiply the total number of games played by two to find the total amount of possible points available then divide by total amount of points obtained.

COACH'S RECORD

A coach receives a "W" for a win in regulation, overtime or shootout; an "L" for a loss in regulation; or an "OT" for a loss in overtime or shootout.

** NOTE: No individual skater/goaltender statistics apply for the shootout



MEDIA



CANUCKS SPORTS & ENTERTAINMENT MEDIA POLICY STATEMENT

Canucks Sports & Entertainment (CSE) endeavours to provide members of the media with appropriate access and proper resources for the effective performance of their services and to cultivate an environment of mutual cooperation and respect. CSE expects all members of the media to act with honesty and integrity, to engage in factual and accurate reporting and to comply at all times with the policies and procedures set out in these guidelines or otherwise communicated by Canucks media relations staff. Members of the media should be aware that they will be held to the same standards of conduct whether providing services for an accredited organization or acting individually or on behalf of unaccredited organizations and whether performing services for traditional media outlets or emerging media outlets and social networks. CSE RESERVES THE RIGHT TO ENFORCE THESE MEDIA GUIDELINES BY REVOKING CREDENTIALS OR OTHERWISE RESTRICTING AND/OR DENYING ACCESS BY ANY PERSON TO ROGERS ARENA (OR BY LIMITING ACCESS TO CERTAIN AREAS OF THE ARENA) EITHER TEMPORARILY OR PERMANENTLY.

GENERAL RULES & POLICIES

- Cell phones cannot be used for any purpose in the Canucks dressing and workout rooms at any time (NHL media regulation). PDA's or other mobile devices equipped with cell phone capabilities may be used for email / messaging only.
- Stock and general still and video images are not permitted to be taken in the dressing and workout rooms, i.e., you cannot stand at the entrance and pan the room, or take stock and general images of players or the room.
- Reporters or photographers using an audio recorder, still camera or mini-cam for audio or video recording purposes must inform the person being interviewed (as well as Canucks media relations staff), prior to making any recording, if that recording will or may be posted on the internet.
- All video must adhere to the NHL's broadcast policies available on NHL.com. Material may only be used for editorial purposes.

ACCREDITATION

Season passes: Issued to print, radio and television media members who cover the Vancouver Canucks on a regular basis as part of their work requirements.

Single Game Passes: Media members from accredited radio, print or television outlets requesting a single-game media pass must make a request at least 48 hours prior to the game. Requests should be submitted online at canucks.com/mediarelations. Contact Alfred De Vera (alfred.devera@canucks.com) for access information.

Members of the media are reminded that press box seating is reserved for working members of media covering a particular game or series of games. Media passes must be displayed at all times. In all cases, passes are non-transferable and any unauthorized use will subject the bearer to ejection from Rogers Arena and forfeiture of the credential. Please see back of game pass for team and League policies.

The Vancouver Canucks are unable to provide access to new and emerging media except in special circumstances or on a case-by-case basis due to space constraints and demand in our press box and locker room areas.

INTERVIEWS

In accordance with NHL policy, game-day interviews are permitted within five minutes following the morning skate

and within five minutes following the conclusion of a game. Canucks Head Coach Travis Green will conduct game-day interviews in the media workroom located across the hall from the dressing rooms.

PHOTOGRAPHERS

Photographers on assignment from accredited newspapers, magazines and wire services may apply for single game photo passes by submitting the request online at canucks.com/mediarelations at least 48 hours prior to the game they desire to shoot. Beat photographers will receive season passes and will shoot from their assigned seats. Assignment photographers will be designated a seat through Alfred De Vera.

CSE does not allow photographers in the team dressing or workout rooms on the road, or at home, without prior authorization. Photographers must request access to the Canucks dressing and workout rooms for a specific assignment. The granting of access will be at CSE's sole discretion and typically will only be granted for direct and specifically requested player interviews or 'events' such as a photo of a new goaltender mask, milestone goal, etc.

Strobe Rentals: Those photographers wishing to set up strobe lighting must first contact Leah Browne for the necessary authorization, at 604.899.4839. Strobes are often booked quickly and photographers are encouraged to make requests as early as possible.

USE OF VIDEO AND AUDIO RELATED CONTENT ON INTERNET PLATFORMS

There are limitations on third party use of Canucks video and audio related content ("Canucks Content") on internet platforms. Canucks Content includes but is not limited to interviews, news conferences, practices and community-related events. Games fall under the NHL's broadcast policies. Canucks Content does not extend to the use of editorial text on the internet or text alerts sent to cell phones. Canucks Content also does not include "talking head" video or audio of reporters at Canucks facilities, where no team team/interview/press conference footage is used. The limitations and guidelines around use of Canucks Content on internet platforms is as follows:

- Up to 60 seconds maximum per day of video and audio may be used on the Internet by CSE-credentialed news organizations.
- An additional 60 seconds of game highlights may also be used for up to 24 hours following the conclusion of a game.
- No video or audio may be streamed live.
- Material may be archived for 24 hours maximum—no permanent archive of Canucks Content is permitted.
- All material must link back to the team web site (example: "For more information, go to www.canucks.com"). Canucks.com is permitted to link to such posted material.
- All Canucks Content is restricted to use on media websites and may not be "pushed" to other platforms (including but not limited to cell phones).
- Canucks Content cannot be marketed or sold on a subscription basis.
- Canucks Content may be used only in editorial context (such as in links that illustrate stories or in multimedia news sections) and may not be featured in stand-alone multimedia entertainment sections of any website.
- Canucks Content must adhere to the NHL's broadcast policies.

- There is to be no sponsorship or advertising (including pre-roll video player advertising) associated with or connected with Canucks Content. CSE acknowledges that websites may include commercial advertising in banners and contextual ads, but the ads may not be specifically related to Canucks Content.

MEDIA PARKING

Rogers Arena is unable to provide complimentary parking to members of the media for home games. Media personnel are encouraged to use parking lots around Rogers Arena during games. Two hour parking is permitted at Rogers Arena only during morning skate and practice times. Media must check in with the attendant in order to be assigned a spot.

MEDIA ENTRANCE – GATE 9

All media must access Rogers Arena through Gate 9 at the South of the building from Griffiths Way. Credential check-in opens two hours prior to every game, immediately inside the Gate 9 entrance.

Important changes to media access within Rogers Arena:

The main Canucks and visitors dressing room hallway has new partition walls near the Gate 9 entrance and Norm Jewison Media Room.

Media work areas and dressing rooms continue to be accessible during media availability, however outside of media availability, media and visiting team staff will be required to walk clockwise from Gate 9 around the arena, through the safe walk zone **(for safety and security reasons, there is NO ACCESS TO THE LOWER BOWL FROM THE OLYMPIA TUNNEL AND SAFE WALK ZONE).**

Media access to the Press Box and gondola on Level 500 remains the same, from the Gate 9 elevators.

TELEVISION/RADIO BOOTHS

Television and radio broadcast booths are located in the media gondola on level 500 accessible by the Gate 9 elevators. The media relations department is pleased to arrange pre-tapes and quick hit interviews according to NHL guidelines. Pre-tape and quick hit requests should be made with the Canucks Media Relations Department no later than the morning skate.

DRESSING ROOMS

The dressing rooms for both the home and visiting team are located on Level 000 of Rogers Arena. Unless otherwise indicated, dressing rooms are open to the media within five minutes following the conclusion of the game. All media members must have their passes (with a Zone 4 or Infinity symbol) displayed in order to gain access to the dressing room. The dressing rooms are accessible post-game from the Press Box via the South Elevators at Gate 9.

PRESS BOX

The following services are provided to all accredited media members:

- 1 Game notes and lineup sheets are available by 10:00 a.m. on game days.
- 2 Between-period game summaries and post-game final statistics will be distributed to the media.
- 3 Out-of-town scores and officiating decisions will be provided upon availability.
- 4 Closed circuit television monitors with instant replay are situated throughout the press box.
- 5 A media workroom is situated at dressing room level.

FOOD & DRINK SERVICE

A media meal is available for purchase on game nights. Complimentary soft drinks, coffee, water and popcorn are available to everyone in the press box. Media are also invited to purchase food from the various concessions located on the public concourses at Rogers Arena. Alcoholic beverages are prohibited in the press box.

FAX/PHOTOCOPY SERVICE

Complimentary fax and photocopy service is available upon request. For assistance, please contact a media relations representative.

VANCOUVER CANUCKS GAME NIGHT MEDIA SERVICES STAFF

Godfrey Rockwood
Bill Hinksman
Ryan Macey
Narinder Badesha
Mike McAleer
Sunny Sung
Trevor Vellenoweth

CANUCKS MEDIA HOTLINE: 604.899.4995

The Vancouver Canucks Media Hotline is a recorded message featuring practice times, travel information, player transactions and other important media information. The hotline is updated by 11:30pm (post-game) on game days and by 5:00pm on non-game days.

MEDIA WEBSITE & TWITTER

Accredited members of the media are encouraged to visit canucks.com/mediarelations (username: media.relations@canucks.com; password: Canucks1970) and follow @CanucksPR. The site contains media opportunities, statistical information and team schedules. @CanucksPR provides official, up-to-the-minute statistical and team updates.

PLEASE BE ADVISED THAT MEDIA PASSES MUST BE DISPLAYED AT ALL TIMES



CHRIS BRUMWELL
Vice President, Communications &
Community Partnerships

CHRIS BRUMWELL

Chris Brumwell is Vice President, Communications & Community Partnerships. He provides strategic leadership and direction to the Community, Media and Team Operations departments and is responsible for communications strategies across all Canucks Sports & Entertainment and Canucks for Kids Fund initiatives with the goal to help grow the Canucks brand in the community. He also provides strategic communications support for Ownership and the Senior Leadership team.

Chris has over 20 years of experience working with high-profile sport organizations and brands. He started his career with the Canucks media relations department in 1996 and spent nine seasons with the team before accepting a once-in-a-lifetime Olympic opportunity in 2005 with the Vancouver 2010 Organizing Committee where he served as Director, Media and Communications. Following the Games, Chris spent time at BC Hydro as Community and Media Relations Director then joined Lululemon Athletica in 2012 to lead the Communications team. He rejoined the Canucks in his current role in September 2013.

A native of Victoria, BC, Chris lives in Vancouver with his wife Jill and their three children: Rowan, Ruby and Charlie.



BEN BROWN
Director, Media Relations
& Team Operations

BEN BROWN

As Director, Media Relations & Team Operations, Ben is responsible for media engagement, planning and profile for the Vancouver Canucks and Canucks Sports & Entertainment.

Starting from a contract role in 2001, Ben joined CSE full-time in 2005 after working with the Vancouver Whitecaps Football Club and London-based publishing house and events company, Quest Media.

Ben is a graduate of Simon Fraser University.



STEPHANIE MANIAGO
Manager, Media Relations &
Publications

STEPHANIE MANIAGO

Stephanie Maniago enters her 14th season with the Vancouver Canucks and eighth as Manager, Media Relations & Publications. Stephanie serves as the Senior Editor for all company publications including the Yearbook, Game Day Magazine and Media Guide. She is responsible for corporate communication, manages daily media requests, produces club press releases and advisories and assists with press conferences while liaising with local and national media.

Stephanie joined the Canucks from the BC Lions of the CFL, where she served as a student associate in the Communications department.

A native of Burnaby, BC, Stephanie obtained a B.A. with a major in Communication and minor in History from Simon Fraser University.



ALFRED DE VERA
Coordinator, Media Relations

ALFRED DE VERA

Alfred De Vera enters his sixth season with the Vancouver Canucks and fifth season as Coordinator, Media Relations. Alfred serves as Associate Editor for team publications including the Game Day Magazine and Editor for the Media Guide. He is also responsible for player radio requests and compiling and distributing hockey information. Alfred first joined the Canucks as Media Relations Student Associate in the 2009/10 season.

Alfred rejoined the Canucks from FGL Sports in Calgary, where he served as an analyst in the team sports purchasing department.

Alfred is a native of Prince Rupert, BC and completed a Bachelor of Business Administration and a Communications minor from Simon Fraser University.

JOHN SHORTHOUSE

John Shorthouse returns for his 21st year behind the Canucks microphone, partnering again with long-time friends John Garrett and Dan Murphy on Rogers Sportsnet.

John's passion for play-by-play was forged listening to the legendary broadcast tandem of Jim Robson and Tom Larscheid, and in 1998 the Kerrisdale native realized a lifelong dream when he was named only the third full-time play-caller in Canucks history.

A graduate of the British Columbia Institute of Technology, John spent eight years at Global Sports Page before taking on his current job.

John resides in Vancouver and is the father of two amazing children, son Will and daughter Maggie.

They make him proud every single day.




JOHN SHORTHOUSE
Play-by-Play, Rogers Sportsnet

JOHN GARRETT

John Garrett brings over 20 years of broadcasting experience and 15 years as a professional goaltender to Canucks telecasts again this season. During the NHL season, John keeps busy by juggling his time between Canucks broadcasts and regular spots as an in-studio analyst. John was originally drafted 38th overall by St. Louis in the 1971 NHL Entry Draft, but his professional career gained momentum when he was selected by Minnesota in the 1973 WHA professional player draft. He went on to play seven seasons with Minnesota, Toronto, Birmingham and New England with his play being rewarded with three All-Star Game selections. John's NHL career began in Hartford in 1979 and he proceeded to play for seven seasons and 207 games for the Hartford Whalers, Quebec Nordiques, and Vancouver Canucks. He also represented the Canucks in the 1983 All-Star Game. John broke into the broadcasting world with Hockey Night in Canada in 1986, following his last NHL season as a player; he served as a member of the Hockey Night in Canada team until 1998.

John, a graduate of Queen's University, is married with two daughters and two grandchildren and resides in Surrey.



JOHN GARRETT
Colour Commentary, Rogers Sportsnet

DAN MURPHY

Dan Murphy enters his 15th season as host for Sportsnet's Vancouver Canucks broadcasts. After graduating from the University of Ottawa with a degree in Communications in 1992, Dan attended BCIT's Broadcast Journalism program where he graduated in 1995. He quickly got his start in television joining Global's Sports Page in Vancouver where he worked as a writer/reporter/producer from 1995 to 1999. Dan was then hired as a reporter by Sportsnet in November 1999 and hosted Vancouver Grizzlies NBA broadcasts on Sportsnet and VTV during the 2000.01 season.

Dan, his wife Christy, daughter Marlowe, and dog Peach reside in North Vancouver.



DAN MURPHY
Host, Rogers Sportsnet



BRENDAN BATCHELOR

Brendan Batchelor returns for his second season as the play-by-play voice of the Vancouver Canucks on Sportsnet 650 and the Sportsnet Radio Network.

Brendan's affinity for hockey broadcasting began by calling his own street hockey games in the driveway of his parents' home as a young child. The Coquitlam native went on to graduate from the Broadcast Journalism program at the British Columbia Institute of Technology and got his start in radio at TEAM 1040 in 2008.

Prior to joining Sportsnet, Brendan was the play-by-play broadcaster and media relations director for the Western Hockey League's Vancouver Giants. He also worked in the British Columbia Hockey League for both the Surrey Eagles and Coquitlam Express.

Brendan resides in Coquitlam with his wife, Ellen.



COREY HIRSCH

Corey Hirsch enters his second as colour analyst for the Sportsnet 650 network, returning to the network after serving as an analyst on their television broadcast from 2014 to 2016.

Prior to joining Sportsnet, Hirsch had a professional hockey career which spanned 14 years, playing as a goaltender in the NHL, AHL, IHL, and European Elite leagues. Originally drafted in the eighth round by the New York Rangers in 1991, Hirsch went on to play 108 games in the NHL. Hirsch made stops in New York, Washington and Dallas, but 101 of these games were played with the Vancouver Canucks where he was also named to the NHL All-Rookie team in 1996. Hirsch is also known for his performance at the 1994 Olympics for Team Canada, earning them a silver medal and forcing a shootout in the gold medal game against Sweden.

After his retirement in 2006, Hirsch additionally served as a goaltending coach for Hockey Canada, the Toronto Maple Leafs and St. Louis Blues before transitioning to broadcasting.

Additionally, Hirsch is an advocate for mental health.

YOU CAN CARRY YOUR TEAM IN ONE HAND.



**THIS BUD'S
FOR YOU.**

ENJOY RESPONSIBLY. MUST BE LEGAL DRINKING AGE. ®/MD ANHEUSER-BUSCH, LLC.
VANCOUVER CANUCKS PRIMARY LOGO AND NAME ARE REGISTERED TRADEMARKS OF THE NHL TEAM.
© NHL 2016.

WE ARE ALL
CANUCKS

