

10
PAVEL
BURE

1991-1998

19
MARKUS
NASLUND

1997-2008

16
TREVOR
LINDEN

1988-1998
2001-2008

12
STAN
SMYL

1978-1991

VANCOUVER



2016.17 MEDIA GUIDE

OCTOBER

SUN	MON	TUE	WED	THU	FRI	SAT
						1
2	SJ PS TV 5:00	3	ARI TV 7:00	4	5	6
8				CGY PS TV 7:00	7	EDM TV 6:00
9	10	11	12	13	14	15
16	CAR TV 7:00	17	18	19	20	21
22				BUF TV 7:00	23	LA TV 7:00
23	ANA TV 5:00	24	25	26	27	28
29				EDM TV 7:00	30	WSH TV 7:00
30	31					

NOVEMBER

SUN	MON	TUE	WED	THU	FRI	SAT
		1	2	3	4	5
			MTL TV 4:30	OTT TV 4:30		TOR TV 4:00
6	7	8	9	10	11	12
	NYI TV 4:00	NYR TV 4:00		DET TV 4:30		
13	14	15	16	17	18	19
DAL TV 1:00				ARI TV 7:00		CHI TV 7:00
20	21	22	23	24	25	26
			ARI TV 7:00		DAL TV 5:30	COL TV 7:00
27	28	29	30			
		MIN TV 7:00				

DECEMBER

SUN	MON	TUE	WED	THU	FRI	SAT
				1	2	3
				ANA TV 7:00		TOR TV 4:00
4	5	6	7	8	9	10
		NJ TV 4:00		TB TV 4:30		FLA TV 4:00
11	12	13	14	15	16	17
WSH TV 2:00		CAR TV 4:00			TB TV 7:00	
18	19	20	21	22	23	24
CBJ TV 1:00		WPG TV 7:00		WPG TV 7:00	CGY TV 6:00	
25	26	27	28	29	30	31
			LA TV 7:00		ANA TV 7:00	EDM TV 7:00

HOME	AWAY	SPORTSNET	SPORTSNET PACIFIC	SPORTSNET 360
TV HNC	TV ONE	TV SPORTSNET VANCOUVER HOCKEY	TV SPORTSNET	TV SPORTSNET

- ★ REGULAR-GAMES
- ★ PREMIUM-GAMES
- ★ PREMIUM-GAMES
- ★ MARQUEE-GAMES
- OPENING NIGHT
- RING OF HONOUR NIGHT
- FAN APPRECIATION NIGHT

Game dates, opponents and times are subject to change. Visit canucks.com/schedule. NHL and NHL team marks are the property of the NHL and its teams. © NHL 2016. All Rights Reserved.

*All times are Pacific Standard Time

JANUARY

SUN	MON	TUE	WED	THU	FRI	SAT
1	2	3	4	5	6	7
	COL TV 7:00		ARI TV 7:00		CGY TV 7:00	CGY TV 7:00
8	9	10	11	12	13	14
		NSH TV 5:00		PHI TV 4:00		
15	16	17	18	19	20	21
	NJ TV 4:00				FLA TV 7:00	
22	23	24	25	26	27	28
CHI TV 4:30			COL TV 6:30	ARI TV 6:00		
29	30	31				

FEBRUARY

SUN	MON	TUE	WED	THU	FRI	SAT
				1	2	3
					SJ TV 7:00	
5	6	7	8	9	10	11
		NSH TV 5:00		CBJ TV 4:00		BOS TV 10:00A
12	13	14	15	16	17	18
BUF TV 4:30		PIT TV 4:00		STL TV 5:00		CGY TV 7:00
19	20	21	22	23	24	25
PHI TV 7:00						SJ TV 7:00
26	27	28	29	30		
		DET TV 7:00				

MARCH

SUN	MON	TUE	WED	THU	FRI	SAT
				1	2	3
					SJ TV 7:30	
5	6	7	8	9	10	11
ANA TV 5:00		MTL TV 7:00		NYI TV 7:00		PIT TV 7:00
12	13	14	15	16	17	18
	BOS TV 7:00			DAL TV 7:00		EDM TV 7:00
19	20	21	22	23	24	25
		CHI TV 5:30		STL TV 5:00		MIN TV 11:00A
26	27	28	29	30	31	
WPG TV 5:00		ANA TV 7:00			LA TV 7:00	

APRIL

SUN	MON	TUE	WED	THU	FRI	SAT
						1
2	3	4	5	6	7	8
SJ TV 4:00		SJ TV 7:30		ARI TV 7:00		EDM TV 7:00
9	10	11	12	13	14	15
EDM TV 6:00						



ALL REGULAR SEASON GAMES WILL BE BROADCASTED ON TSN 1040 AND ACROSS THE CANUCKS RADIO NETWORK.

VANCOUVER CANUCKS

Home Ice	Rogers Arena
Arena & Practice Facility Address	800 Griffith Way Vancouver, British Columbia V6B 6G1
Office Address	89 West Georgia St. Vancouver, British Columbia V6B 0N8
Telephone	604.899.4600
Fax	604.899.4640
Website	www.canucks.com
Media Relations Website	www.canucks.com/mediarelations
Twitter	@Canucks
PR Twitter	@CanucksPR
Rink Dimensions	200 Feet by 85 Feet
Club Colours	Blue, white and green
Seating Capacity	18,865
Minor League Affiliations	Utica Comets (AHL) Alaska Aces (ECHL)
Radio Affiliation	TSN 1040
Television Affiliation	Sportsnet
Media Relations Hotline	604.899.4995
Ticket Information & Customer Service	604.899.4625
Information Line	604.899.4600

EXECUTIVE DIRECTORY

Chairman & Governor, NHL	Francesco Aquilini
Alternate Governor, NHL	Roberto Aquilini
Alternate Governor, NHL	Paolo Aquilini
President Hockey Operations & Alternate Governor, NHL	Trevor Linden
Chief Operating Officer, Aquilini Group & Alternate Governor	Victor de Bonis
Chief Operating Officer, CSE	Jeff Stipeck
General Manager	Jim Benning
Assistant General Manager	John Weisbrod
Senior Advisor to the General Manager & Director, Collegiate Scouting	Stan Smyl
Executive Vice President, Sales & Marketing	Trent Carroll
President, Hospitality & Live Entertainment	Michael Doyle
Executive Vice President, Operations & CFO	Todd Kobus
Vice President, Communications & Community Partnerships	Chris Brumwell
Vice President, Hockey Administration, Entertainment & Content	TC Carling
Vice President, Ticket & Suite Sales & Service	Michael Cosentino
Vice President & General Counsel, Vancouver Canucks & CSE	Chris Gear
Vice President, Information Services	Kelly Gilchrist
Vice President, Construction	Harvey Jones
Executive Office Manager	Cheryl Loveseth
Executive Office Coordinator	Melanie Taplin

HOCKEY OPERATIONS

President Hockey Operations & Alternate Governor, NHL	Trevor Linden
General Manager	Jim Benning
Assistant General Manager	John Weisbrod
Senior Advisor to the General Manager & Director, Collegiate Scouting	Stan Smyl
Vice President, Hockey Administration, Entertainment & Content	TC Carling
Vice President & General Counsel, Vancouver Canucks & CSE	Chris Gear
Director, Hockey Operations & Analytics	Jonathan Wall
Director, Player Development	Ryan Johnson
Goaltending Consultant, Player Development	Roland Melanson
Player Development Consultant	Scott Walker
Manager, Team Services	Mike Brown
Executive Assistant, Hockey Operations	Andrea Lobo
Head Coach	Willie Desjardins
Assistant Coach	Doug Lidster
	Perry Pearn
	Doug Jarvis
Goaltending Coach	Dan Cloutier
Video Coach	Ben Cooper
Skill Coach	Glenn Carnegie
Development Coach	Manny Malhotra
Power Skating Consultant	Ryan Lounsbury
Head Coach, Utica Comets	Travis Green
Assistant Coach, Utica Comets	Nolan Baumgartner
	Jason King

TRAINING STAFF

Equipment Manager	Pat O'Neill
Assistant Equipment Manager	Brian Hamilton
Trainer's Assistant	Mac Stewart
Game Dressing Room Attendant	Ron Shute (Home)
	John Jukich (Visitors)
	Ferdie De Guzman (Home)
	Trevor Penrose (Visitors)
Dressing Room Attendant	Christian Aquilini

HUMAN PERFORMANCE

Director, Rehabilitation	Dr. Rick Celebrini
Strength & Conditioning Coach,	
Applied Sports & Science	Roger Takahashi
Head Athletic Therapist	Jon Sanderson
Assistant Athletic Therapist	Dave Zarn
Strength & Development Coach	Bryan Marshall
Rehab Therapist	Graeme Poole
Team Physician	Dr. Bill Regan
Primary Team Physician	Dr. Jim Bovard
Team Optometrist	Dr. Alan R. Boyco
Team Chiropractor	Dr. Glenn Cashman
Sports Psychologist	Dr. David Cox
Team Dentist	Dr. Jeffrey Norden

SCOUTING STAFF

Director, Amateur Scouting	Judd Brackett
Chief Amateur Scout	Ron Delorme
Associate Chief Amateur Scout	Thomas Gradin
Professional Scouts	Lou Crawford
	Brett Henning
	Neil Komadoski
	Lars Lindgren
Amateur Scouts	Mike Adessa
	Jonathan Bates
	Brandon Benning
	Brian Chapman
	Sergei Chibisov
	Ken Cook
	Lucien DeBlois
	Inge Hammarstrom
	Ted Hampson
	Tim Lenardon
	Chris MacDonald
	Dan Palango
	Wyatt Smith
	Harold Snepsts
	David Volek

COMMUNICATIONS & COMMUNITY RELATIONS

Vice President, Communications	
& Community Partnerships	Chris Brumwell
Director, Media Relations & Team Operations	Ben Brown
Manager, Media Relations & Publications	Stephanie Maniago
Coordinator, Media Relations	Alfred De Vera

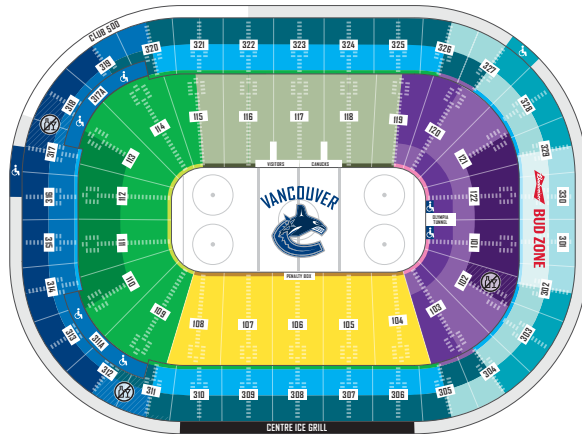
Senior Director, Community Partnerships	
& Executive Director, Canucks for Kids Fund	Alex Oxenham
Senior Manager,	
Canucks for Kids Fund Events, 50:50	Diana Campbell
Manager, Hockey Development & Alumni	Rod Brathwaite
Program Manager, Community Partnerships	Tara Clarke
Program Manager, Community Partnerships	Jessica Hoffman
Coordinator, Community Partnerships	
& Mascot Liaison	Paul Buckley
Canucks Ambassador	Kirk McLean
Program Coordinator, 50:50	Nikki Matwiv

GAME ENTERTAINMENT & CONTENT

Senior Director, Content & Game Entertainment	Ryan Nicholas
Senior Producer	Jason Steensma
Content Manager	Briana Griffith
Senior Editor	Gayla Anderson
Writer	Derek Jory
Segment Producer	Shawn Edstrom
Segment Producer	Jessica McNeil
Canucks TV Reporter	Joey Kenward
Editor	Lawren Cody
Content Producer	Paul Albi
Content Producer	Charles Canaan
Content Coordinator	Rachel Villari
Production Assistant & Editor	Eric Yip

Director, Game Presentation	Mike Hall
Manager, Game Entertainment & Events	Cam Goudreau
Sr. Producer, Game & Events	Art Green
Assistant Manager, Game Entertainment & Events	Rebecca Grant

TICKET INFORMATION



LOWER BOWL	PACKAGE PRICE	PRICE PER GAME AVG	MONTHLY PAYMENT*
CLUB Row 1	\$9,213.75	\$204.75	\$829.24
CLUB	\$8,741.25	\$194.25	\$786.71
LB1 Row 1	\$7,323.75	\$162.75	\$659.14
LB1	\$6,851.25	\$152.25	\$616.61
LB2 Offensive Zone Row 1	\$5,670.00	\$126.00	\$510.30
LB2 Offensive Zone	\$5,410.35	\$120.23	\$486.93
LB2 Offensive Zone High Endzone	\$5,085.75	\$113.02	\$457.72
LB2 Defensive Zone Row 1	\$5,410.35	\$120.23	\$486.93
LB2 Defensive Zone Low Ends/High Corners	\$5,268.60	\$117.08	\$474.17
LB2 Defensive Zone High Ends/Low Corners	\$4,847.25	\$107.72	\$436.25
LB2 Defensive Zone High Endzone	\$4,257.00	\$94.60	\$383.13

UPPER BOWL	PACKAGE PRICE	PRICE PER GAME AVG	MONTHLY PAYMENT*
UB1	\$3,992.85	\$88.73	\$359.36
UB2	\$2,906.10	\$64.58	\$261.55
UB3 Offensive Zone	\$2,504.25	\$55.65	\$225.38
UB3 Defensive Zone	\$2,433.60	\$54.08	\$219.02
UB4 Offensive Zone	\$1,984.50	\$44.10	\$178.61
UB4 Defensive Zone	\$1,913.85	\$42.53	\$172.25

PREMIUM	PACKAGE PRICE	PRICE PER GAME AVG	MONTHLY PAYMENT*
CLUB 500 Row 1/Mezzanine	\$10,631.25	\$236.25	\$956.81
CLUB 500 Row 2/3	\$10,300.50	\$228.90	\$927.05

CANUCKS TICKETS

We are excited to introduce two new pricing options in our lower bowl for the upcoming season. These new areas will give Canucks fans more affordable opportunities to experience games live at Rogers Arena. Whether you are parent attending with your child for the first time or a group of friends, there have never been more options to get close to the action. We listened to your feedback and hope these new areas will promote a vibrant atmosphere throughout the season.

Single game tickets start as low as \$40.00* for select games. Similarly to last seasons, fans will see prices rise and fall on a regular basis in real-time. Like the travel and entertainment industries, fans who purchase their tickets early are more likely to get the best value and will enjoy greater overall availability, pricing, and seat locations.

Season Ticket Members will continue to receive the best prices compared to buying an equal package on a single game basis. Full season members save approximately 40% on average.

For more information on Canucks tickets or Season Ticket Memberships visit canucks.com/tickets or call 604.899.GOAL (4625) and press option 2.

*All prices includes GST, but are subject to applicable services charges. Average payment per month for 10-month payment play after initial 10% deposit.



ROGERS ARENA AT A GLANCE

ARENA OPENED	September 19, 1995
OWNER	Canucks Sports & Entertainment
CAPACITY	Hockey: 18,865
	Basketball: 17,391
	End Stage: 14,234
	Centre Stage: 18,378
SUITES	70 Executive Suites; 9 Rental Suites; 1 Alumni Suite; 25 Loge Suites (Capacity of 6 per)
SUITE CAPACITY	12-44 Seats
CLUB SEATS	2,200
CLUBS	500 Club, Konica Minolta Champions Club, Encore, Loge Club
RESTAURANTS	Captains Room, The SportsBar Offsite: Canucks Bar & Grill at Vancouver International Airport (YVR)
PARKING	Over 520 spaces
FOOD SERVICE	Canucks Sports & Entertainment
CONCESSION LOCATIONS	36 permanent and 27 portable
MERCHANDISE	Canucks Team Store, 10 Merchandise Kiosks, Offsite: Canucks Team Store (Tsawwassen Mills)

ROGERS ARENA



ROGERS ARENA

Owned and operated by Canucks Sports & Entertainment (CS&E), Rogers Arena is home to the Vancouver Canucks of the National Hockey League and is entering its 21st year of existence as one of the most active and versatile multi-purpose sports and entertainment venues in North America.

Since opening on September 19, 1995 with a sold-out show by Bryan Adams, Rogers Arena has welcomed more than 28 million visitors, playing host to over 150 sporting and entertainment events each year. Last year, over 1.1 million guests came through the doors over the course of the year. Through the support of passionate Canucks fans, Rogers Arena played host to 474 consecutive sell-out games over a span of 11 seasons from 2002 to 2014.

Rogers Arena (formerly known as GM Place) has hosted several world-renowned events in its history including ice hockey during the 2010 Winter Olympics from February 13-28, where it was rebranded as Canada Hockey Place. Some of the most world-renowned celebrities and musical acts have entertained fans at Rogers Arena over the past two decades including U2, Adele, Oprah, the Dalai Lama and Madonna.

Rogers Arena was a founding member of the Green Sports Alliance along with a number of professional sports teams based in the Pacific Northwest. This alliance has since grown to over 230 sports teams from 20 different sports leagues.

Former tenants include the Vancouver Grizzlies of the NBA (1995-2001), Vancouver Ravens of the NLL (2001-2004) and Vancouver Voodoo of the RHI (1996).

ROGERS ARENA TIMELINE

Below are key dates and arena highlights over the past 20 years including major sporting events and shows from some of music's highest-grossing acts:

- First public event: September 19, 1995 – Bryan Adams
- First National Hockey League pre-season game: September 23, 1995 – vs Anaheim
- Bon Jovi: October 3, 1995; December 15-16, 2007; March 25-26, 2011; October 2, 2013; August 22, 2015
- First National Hockey League regular season game: October 9, 1995 – vs Detroit
- First National Basketball League regular season game: November 3, 1995 – Grizzlies vs Portland
- First Roller Hockey International game: June 1, 1996 – Voodoo vs Denver
- World Cup of Hockey: August 29, 1996 – Canada vs Russia
- Canadian Figure Skating Championships – January 30 – February 9, 1997
- NHL All-Star Game: January 20, 1998
- Juno Awards: March 23, 1998; March 29, 2009
- NBA Draft: June 24, 1998
- The Tragically Hip: March 11-12, 1999; November 4, 2004; July 7, 2007; February 6, 2015; July 24-26, 2016
- Jay-Z: April 20, 1999; October 16, 2009; December 17-18, 2009 (Watch the Throne)
- Elton John: November 20, 1999; January 22, 2001; September 27, 2006; September 13-14, 2014
- World Figure Skating Championships – March 16 – 25, 2001
- U2: April 13, 2001; April 28-29, 2005; May 14-15, 2015 (start of Innocence + Experience world tour)
- Final NBA regular season game: April 14, 2001 – Grizzlies vs Houston
- First National Lacrosse League game: December 1, 2001 – Ravens vs Toronto
- Queen Elizabeth II drops ceremonial first puck: October 6, 2002 – vs San Jose
- World Junior Championship: January 2-5, 2006
- NHL Entry Draft: June 24-25, 2006
- Justin Timberlake: September 5, 2007; January 16, 2014
- Beyoncé: September 7, 2007; March 31, 2009; November 30, 2013
- NBA preseason game: October 26, 2007 (Phoenix vs Seattle); October 4, 2015 (Toronto vs Sacramento); October 4, 2015 (Toronto vs Los Angeles Clippers)
- Michael Buble: January 12, 2008; August 20-21, 2010; June 19-20, 2014
- Fleetwood Mac: May 15, 2009; May 19, 2013; November 18, 2014; April 4, 2015
- Rebranded Canada Hockey Place and served as primary ice hockey venue for the 2010 Winter Olympics: February 13-28, 2010
- Ultimate Fighting Championship: June 12, 2010 (115); June 11, 2011 (131); June 14, 2014 (174); August 27, 2016 (Fight Night)
- Taylor Swift: September 10-11, 2011
- NHL Stanley Cup Final: June 1-15, 2011
- Lady Gaga: August 23-24, 2010; January 11-12, 2013; August 9, 2014
- Katy Perry: July 19, 2011; September 9-10, 2014
- Paul McCartney: April 19-20, 2016
- Adele: July 20-21, 2016



AQUILINI CENTRE WEST

Aquilini Centre West, the first of three completed towers at the southwestern end of Rogers Arena, provides new amenities and experiences to Canucks and concert fans, offering expanded concourse space on levels 100 and 300 as well as additional washroom facilities on level 200. The remaining office spaces of the 26-story building are also now operational and house office staff at Canucks Sports & Entertainment.



THE SPORTSBAR LIVE! AT ROGERS ARENA

This season, the fourth floor on Rogers Arena's southwestern end, will feature a first-of-its-kind sports and dining experience that puts guests right in the game. The SportsBar features Vancouver's longest and highest energy bar (approximately 88 feet – the length of an NHL blue line) that opens to Rogers Arena, allowing guests to experience the live atmosphere and sounds of an event while simultaneously enjoying the luxuries of an upscale eatery. The SportsBar will be open to the public on both event and non-event days and will not require a ticket for admission.

In addition, the SportsBar will boast a world of sports on 120+ LED displays, 18 of the best beer brands poured from a state-of-the-art draught system, a fresh and local take on classic sports bar menu items and a live DJ keeping the energy high.



AQUILINI GROUP

Owned and operated by the Aquilini Group since 2004, Canucks Sports & Entertainment is committed to providing a premium fan experience through the hockey club, state of the art Arena and charitable and community initiatives.

The Aquilini Group is a diversified family business founded more than 50 years ago by Mr. Luigi Aquilini. The Group is now run by his three sons Mr. Francesco Aquilini, Mr. Roberto Aquilini and Mr. Paolo Aquilini. The Vancouver-based organization owns and manages a global conglomerate portfolio that includes commercial, industrial and residential construction and developments as well as properties, food and beverage, hospitality and entertainment enterprises, diverse agribusiness operations, and sustainable aquaculture and renewable energy ventures.

The Aquilini Group is dedicated to supporting the community including through the team's charitable organization, the Canucks for Kids Fund and its core beneficiaries: Canucks Autism Network (CAN), Canuck Place Children's Hospice and BC Children's Hospital Foundation, including the Canucks for Kids Fund Childhood Diabetes Laboratories.



TREVOR LINDEN

TREVOR LINDEN

PRESIDENT, HOCKEY OPERATIONS & ALTERNATE GOVERNOR, NHL

Born: April 11, 1970
Birthplace: Medicine Hat, AB
Residence: Vancouver, BC
Family: Wife, Cristina

Trevor Linden joined the Vancouver Canucks front office as President of Hockey Operations & Alternate Governor, NHL, on April 9, 2014. He is one of the most accomplished and celebrated players in team history, with leadership and community connections rooted in British Columbia for more than two decades.

Linden is responsible for all hockey operations, including the coaching and scouting staffs, player procurement and development, and minor league affiliations and operations. He also serves as Alternate Governor, NHL.

Linden retired as a Canuck on the 20th anniversary of his draft day, June 11, 2008. Following his retirement, Linden continued to give back to the community through the Trevor Linden Foundation. He also became a member of the business community through several real estate developments and the launch of two fitness clubs: Club 16 – Trevor Linden Fitness and Orange Theory Fitness.

Linden left the NHL after 19 seasons, having recorded 867 career points (375-492-867) in 1382 regular season games with the Canucks, Montreal Canadiens, New York Islanders and Washington Capitals. Throughout his career, Linden was a proven playoff performer. In 124 playoff games, he recorded 99 points (34-65-99) and 104 penalty minutes. Of his 124 playoff games, 118 came in a Canucks uniform, highlighted by 25 points (12-13-25) in 24 games during the Canucks 1994 Stanley Cup run.

Linden served as a player representative beginning in 1990 and was elected President of the National Hockey League Players Association, serving from 1998 to 2006.

Linden completed his NHL career among the all-time League leaders in a number of statistical categories. He ranks 38th in games played (1382), is tied for 107th in goals scored (375) and ranks 11th in points (867) scored in NHL history.

After being drafted second overall by the Canucks in 1988, Linden enjoyed immediate success, finishing runner-up for the 1989 Calder Trophy and being named The Hockey News Rookie-of-the-Year. In his first eight NHL seasons, Linden recorded 30 or more goals six times.

In 1991-92, Linden, just 21-years-old at the time, was named the Canucks captain, becoming the youngest captain in the NHL.

Linden wore the “C” as Canucks captain for seven seasons, the third longest tenure as captain in club history (behind Stan Smyl and Markus Naslund). After spending his first 10 NHL seasons in Vancouver, Linden went on to play parts of five seasons with the Canadiens, Islanders and Capitals before returning for six more years in a Canucks sweater after he was re-acquired in November of 2001.

During his 19 seasons, Linden was a two-time NHL All-Star (1990-91 and 1991-92) and represented Team Canada at the 1998 Winter Olympic Games in Nagano, Japan. When he retired, he was the Canucks all-time leader in games played (1140), assists (415) and was second in goals (318) and points (733). His 118 games, 34 goals, 61 assists and 95 points in the playoffs remain club records.

Just as impressive as his on-ice accomplishments are his off-ice contributions. In his final NHL season, Linden was named the recipient of the NHL Foundation Player Award which is awarded annually to the NHL player “who applies the core values of hockey—commitment, perseverance and teamwork—to enrich the lives of people in his community”. In 1997, Linden was awarded the King Clancy Memorial Trophy which is given annually to the NHL player who best exemplifies leadership qualities on and off the ice and who has made a significant humanitarian contribution in his community. In 2011, Linden was also appointed by Governor General David Johnston to the Order of Canada for his cited “ongoing sportsmanship and community engagement as a respected leader both on and off the ice.”



JIM BENNING

GENERAL MANAGER

Born: April 29, 1963

Birthplace: Edmonton, AB

Residence: Vancouver, BC

Family: Wife, Rhonda; Sons, Brandon and Nicholas; Daughters, Danica and Isabella

Jim Benning became the 11th general manager in Canucks history with his appointment May 21, 2014. Since joining Vancouver, Benning has signed a number of free agents including Ryan Miller and Loui Eriksson and orchestrated trades for Luca Sbisa, Derek Dorsett, Sven Baertschi, Emerson Etem, Markus Granlund, Brandon Sutter and Erik Gudbranson. In his first NHL Draft with Vancouver, he selected Jake Virtanen, Thatcher Demko and Nikita Tryamkin. In subsequent drafts, he selected notable prospects including Brock Boeser and Olli Juolevi.

Benning joined the Bruins after 12 seasons in the Buffalo Sabres organization including eight seasons as the team's Director of Amateur Scouting. In that position, he oversaw the club's scouting staff and led the team at the annual NHL Entry Draft, in addition to scouting prospects at the high school, college and junior hockey levels as well as in Europe.

A former defenceman, he was drafted by the Toronto Maple Leafs, sixth overall, in the 1981 NHL Entry Draft following a record setting season with the WHL Portland Winter Hawks. He set WHL records for most consecutive games with an assist (30) and point (45) as well as most points by a defenceman (11). Following his WHL career, Benning played nine seasons in the NHL with the Maple Leafs and Vancouver Canucks. He played one season in Italy before retiring as a player in 1992 and attended college for one year before joining the Anaheim organization as an amateur scout in 1993/94.

Jim and his family reside in Portland, OR, during the offseason.



VICTOR DE BONIS

VICTOR DE BONIS

CHIEF OPERATING OFFICER, AQUILINI GROUP & ALTERNATE GOVERNOR, NHL

Born: May 17, 1966
Birthplace: Vancouver, BC
Residence: Vancouver, BC
Family: Wife, Mary; Daughters, Valentina & Angelica; Son, Victor

Victor de Bonis was promoted to Chief Operating Officer of the Aquilini Group (AG) on April 1, 2016. In his new, expanded role, Victor oversees the Aquilini Group's entertainment, hospitality and treasury divisions. He continues to work closely with Canucks Sports & Entertainment, overseeing and providing strategic direction to the organization's business operations. Working in partnership with President of Hockey Operations, Trevor Linden, Victor also continues to foster League relations as Alternate Governor, NHL, a position he has held since 2010.

A member of the Canucks organization for over 22 years, Victor most currently served as Chief Operating Officer from 2007. In this role, Victor supported some of the most significant corporate partnerships in club history, forging key relations with organizations to provide premium products and services for all events at Rogers Arena and for all programs associated with Canucks Sports & Entertainment. Through a number of innovative initiatives, he has focused company-wide measures toward enhancing fan experience. Victor was also instrumental in the opening of, and ongoing venue enhancements, of Rogers Arena to maintain it as one of the premier entertainment venues in North America. He previously served as Chief Financial Officer for nine years and began his career with the organization in 1994.

After graduating from the University of British Columbia with a Commerce Degree, Victor entered the workforce as a member of the corporate audit division at KPMG Chartered Accountants Vancouver branch. Victor served in this capacity for four years, auditing private and public companies in the Hospitality, Broadcasting, Mining, Healthcare and Manufacturing industries, before entering his final role with the organization: forensic accounting specialization. In 1992, he became a chartered accountant, and a member of the Institute of Chartered Accountants of British Columbia. Victor was elected to the Fellowship of Chartered Accountants in 2012.

In addition to his professional activities, Victor is actively involved with family and community affairs. Victor and his wife, Mary, have three children.



JEFF STIPEČ

JEFF STIPEČ

CHIEF OPERATING OFFICER

Born: June 8, 1961
Birthplace: New Westminster, BC
Residence: Vancouver, BC
Family: Wife, Carol; Daughter, Tara; Son, Joey

Named Chief Operating Officer of Canucks Sports & Entertainment (CSE) in the Spring of 2016, Jeff leads CSE's senior leadership team, who bring strength in all areas of the sports and entertainment business and are responsible for the strategic and operational direction of the company.

Jeff previously served as Vice President, Hospitality & Event Operations, joining CSE in 2014. Jeff was responsible for overseeing the development and delivery of unique food & beverage experiences, fan services, security, and retail operations throughout Rogers Arena for games, events, and concerts. During his tenure as VP, Jeff led his team through the successful undertaking of self-operating hospitality services at Rogers Arena. This consisted of hiring over 3,200 staff, re-opening six premium food and beverage venues, introducing the two new Loge spaces and the West Tower, and launching six new internal concepts within the quick service concourses. In 2015, Jeff and his group, as part of the Aquilini Restaurant Group, were recognized for their culinary and hospitality success with the 2015 Pinnacle Award for Regional Company of the Year in the Foodservice and Hospitality category.

Prior to joining Canucks Sports & Entertainment, Stipeč led highly successful complex operations in the ski, golf, hotel and racing & gaming industries. He has 25 years of leadership experience with large organizations, including operating Partner with The Keg, EVP and President with In-trawest, COO and President with Gara, and as a SVP with The Stronach Group. He is also a past Board member of BC Special Olympics and a two-time Big Brother. Jeff has been recognized in the Restaurant, Golf and Hotel industries as an innovative leader and a people focused executive.



TRENT CARROLL
Executive Vice President,
Sales & Marketing



MICHAEL DOYLE
President, Hospitality
& Live Entertainment



TODD KOBUS
Executive Vice President,
Operations & CFO



CHRIS BRUMWELL
Vice President, Communications &
Community Partnerships



TC CARLING
Vice President, Hockey Administration,
Entertainment & Content



MICHAEL COENTINO
Vice President, Ticket & Suite Sales
& Service



CHRIS GEAR
Vice President & General Counsel,
Vancouver Canucks & CSE



KELLY GILCHRIST
Vice President,
Information Services



HARVEY JONES
Vice President, Construction

10

**PAVEL
BURE**

1991-1998

19

**MARKUS
NASLUND**

1998-2008

16

**TREVOR
LINDEN**

1988-1998
2001-2008

1

**S
S**

197



WUOLAHIN CAHCE KUNN

POWERPLAY

POWERPLAY



CANUCKS



JOHN WEISBROD

JOHN WEISBROD

ASSISTANT GENERAL MANAGER

Born: October 8, 1968
Birthplace: Syosset, NY
Residence: Vancouver, BC
Family: Wife, Susanne; Sons, Cullen and Colton; Daughter, Kirsten

John Weisbrod was named Assistant General Manager on August 4, 2015. Weisbrod first joined the Canucks as Vice President, Player Personnel on July 7, 2014. As Assistant General Manager, he works closely with Jim Benning and Trevor Linden on player personnel decisions, providing strategic direction to the professional and amateur scouting departments and supporting day-to-day team operations. He previously served as Assistant General Manager of Player Personnel with the Calgary Flames over a span of three seasons.

Prior to joining the Flames, Weisbrod was Director of Professional and Collegiate Scouting for the Boston Bruins from 2006 to 2011 and was a part of the Boston Bruins Stanley Cup championship team in 2011. He also served as a Professional Scout for the Dallas Stars during the 2005.06 season.

Weisbrod was General Manager and Director of Operations for the Albany River Rats winning the Calder Cup in 1993 and 1995. He also served as General Manager of the IHL's Orlando Solar Bears where he guided the team to a Turner Cup Championship in 2001.

Weisbrod was named President and Chief Operating Officer of RDV Sports (Orlando Magic & Solar Bears) in 2000 and became General Manager of the Orlando Magic of the National Basketball Association in 2004. He remained in that position until 2005.

Weisbrod played for Harvard from 1987 to 1991, highlighted by a NCAA Championship in 1989. He was selected in the 1987 NHL Draft by the Minnesota North Stars 73rd overall then acquired and signed by San Jose in 1991. Weisbrod retired following a shoulder replacement in 1993.



STAN SMYL

STAN SMYL

SENIOR ADVISOR TO THE GENERAL MANAGER & DIRECTOR, COLLEGIATE SCOUTING

Born: January 28, 1958
Birthplace: Glendon, AB
Residence: West Vancouver, BC
Family: Wife, Jennifer; Son, Spencer; Daughters, Jilian and Natalie

Smyl has spent his entire professional hockey career with the Canucks organization and was promoted to Senior Advisor to the General Manager and Director, Collegiate Scouting in 2016. In his role, Smyl works closely with General Manager, Jim Benning, on a number of initiatives in the hockey operations department, while continuing his responsibilities for scouting and evaluating the collegiate game in North America. Smyl began his career with the Canucks as a player, then coach and most recently worked in a player development capacity.

Smyl retired as a player on July 3, 1991, and was hired as a Canucks Assistant Coach on the same day. He served in the assistant capacity until June 18, 1999, when he was named Head Coach of Vancouver's top affiliate, the Syracuse Crunch (AHL). The 2000.01 season saw Smyl and the Canucks minor league team move to Kansas City (IHL), then to Manitoba (AHL) where Smyl was Head Coach for four seasons.

Often described as the "heart and soul" of the Canucks during his playing career, Smyl turned skeptics into believers by establishing team records for games played (896), goals (262), assists (411) and points (673) at the conclusion of his playing career. This combined with a feisty, hard-nosed style of play saw him lead Vancouver in goals (31), assists (47), points (78) and penalty minutes (204) in the 1979.80 season.

Three times named Canucks MVP, Smyl served the longest term as team captain (1982-90) in franchise history. He received the highest honour awarded by a club on Nov. 3, 1991 when the Canucks retired his No. 12 jersey, raising it to the rafters in the Canucks former home, the Pacific Coliseum.

TC CARLING

VICE PRESIDENT, HOCKEY ADMINISTRATION, ENTERTAINMENT AND CONTENT

Born: September 2, 1975

Birthplace: Victoria, BC

Residence: North Vancouver, BC

Family: Wife, Tamsin; Daughter, Elsa

TC Carling enters his 18th season with the Vancouver Canucks and third season as Vice President, Hockey Administration, Entertainment and Content. In his role, Carling oversees the human performance, medical, strength & conditioning, equipment and team services departments. He also provides the strategic leadership for the game entertainment and content teams.

Carling re-joined Canucks Sports & Entertainment from the Canadian Men's Health Foundation where he acted as the Senior Vice-President, providing the communication, marketing and partnership branding strategy for the organization as it evolved from a provincial to national institution.

Carling previously served as Vice President, Communications and Community Relations. He was responsible for developing and implementing corporate communication strategies across all Canucks Sports & Entertainment and Canucks for Kids Fund initiatives. In his role, TC was responsible for identifying and pursuing team and player strategies with broadcast, web site, Game Night Magazine and media outlets to leverage the Canucks brand in the community.

Carling began working for Canucks Sports & Entertainment in 1999 and has worked primarily in a media relations capacity, most recently serving as Director, Media Relations & Team Operations. TC has also worked with EA Sports and the Vancouver Grizzlies of the NBA.

A native of Victoria, BC, Carling graduated from the B.C.I.T. Radio Broadcasting Program in Burnaby, BC.



TC CARLING

CHRIS GEAR

VICE PRESIDENT AND GENERAL COUNSEL

Born: July 27, 1972

Birthplace: Montreal, QC

Residence: Richmond, BC

Family: Wife, Janeil; Sons, Brady and Daughter, Devyn

Chris Gear enters his seventh season as Vice President and General Counsel, encompassing hockey operations responsibilities as well as legal and management duties for CS&E in his role. Gear first joined the organization in July, 2010. Gear is involved in advising on the legal application of the NHL Collective Bargaining Agreement, salary cap management, player transactions and contracts.

In addition to his work with the hockey operations department, Gear is also responsible for overseeing all legal matters relating to the Canucks business and event operations. This includes sponsorship, broadcast, technology, event licensing and supplier negotiations. It also includes advising the organization on legal and contractual requirements as well as compliance and risk management matters.

Prior to joining the Canucks, Gear spent five years as Director and Senior Legal Counsel for the Vancouver Organizing Committee for the 2010 Olympic and Paralympic Winter Games (VANOC). Gear began his legal career at the Vancouver office of the law firm Blake, Cassels & Graydon LLP where he worked for six years after graduating from Queen's University with his Bachelor of Commerce in 1995 and LL.B. in 1998. While at Queen's, Gear was a CIS all-star receiver and team MVP with the Golden Gaels football team. His athletic pursuits are now confined to "beer league hockey" and coaching youth soccer.



CHRIS GEAR



JONATHAN WALL

JONATHAN WALL

DIRECTOR, HOCKEY OPERATIONS AND ANALYTICS

Born: October 13, 1974
Birthplace: Vancouver, BC
Residence: Vancouver, BC
Family: Wife, Sarah; Son, Jack; Daughter, Aliya

As the Director of Hockey Operations & Analytics, Jonathan Wall works closely with General Manager Jim Benning and Vice President and General Counsel Chris Gear, and liaises with the NHL regarding hockey administration and day to day roster management. Wall works with the Canucks Management team on a variety of responsibilities including hockey analytics, salary cap management and planning, contract analysis, immigration, entry draft, free agency, college scouting, as well as any special projects as directed by the General Manager. Additionally, Wall spearheaded the creation and is the Tournament Director of the Canucks YoungStars classic.

Wall began his tenure with Canucks Sports & Entertainment in 1998 as the Scouting Information Coordinator and has served in a number of related roles over the years on both the coaching and management sides of the organization. Most recently, Director, Hockey Administration, Wall was promoted to his current role in 2014 after heading up the club's Hockey Analytics program since 2011. Wall worked for the Vancouver Voodoo roller hockey team in 1996.

Prior to his professional career, Wall worked with the University of British Columbia's Varsity Hockey Team as Team Manager while he completed his degree in Sports Management.



RYAN JOHNSON

RYAN JOHNSON

DIRECTOR, PLAYER DEVELOPMENT

Born: June 14, 1976
Birthplace: Thunder Bay, ON
Residence: Nashville, TN

Promoted to Director, Player Development for the 2016/17 season after previously serving as Assistant Director, Player Development. He also spent two seasons with the organization as Player Development Consultant. A Canucks alumnus, Johnson played 120 games over two seasons in Vancouver (2008/09 and 2009/10). He continues to work with prospects and AHL players in Utica, supporting Head Coach Travis Green and liaising with General Manager, Jim Benning and John Weisbrod on Comets hockey operations.

Johnson played in 701 NHL games over the span of 13 seasons with the Vancouver Canucks, Florida Panthers, Tampa Bay Lightning, St. Louis Blues and Chicago Blackhawks. He amassed 122 career points (38-83-122) and 250 penalty minutes during the regular season. The Thunder Bay Ontario native added another five points (1-4-5) and 12 penalty minutes in 29 career NHL playoff games.

Prior to his NHL career, Johnson spent two years at the University of North Dakota where he collected 47 points (8-39-47) in 59 games played. He was drafted 36th overall in the second round by the Florida Panthers in the 1994 NHL Entry Draft.

ROLAND MELANSON

GOALTENDING CONSULTANT, PLAYER DEVELOPMENT

Born: June 28, 1960

Birthplace: Moncton, NB

Residence: Vancouver, BC

Family: Sons, Mathieu & Benoit

Roland Melanson enters his first season as Goaltending Consultant, Player Development after previously serving as the Canucks Goaltending coach for six seasons. Melanson joined the Canucks after working as an Assistant Coach with the Montreal Canadiens from 1997 to 2009. Prior to this tenure with the Canadiens, Melanson was an Assistant Coach and Goaltending Coach for the QMJHL Moncton Wildcats from 1995 to 1997, following a two-year association with the St. John Flames of the American Hockey League as goaltending consultant (1993 to 1995).

The first New Brunswick-born goaltender to play in the NHL, Melanson logged 12 seasons in the League with the New York Islanders, Minnesota North Stars, New York Rangers, Los Angeles Kings, New Jersey Devils and Montreal Canadiens. Melanson's impressive career is highlighted by three Stanley Cup championships (1981, 1982 and 1983), the William M. Jennings Trophy and an NHL Second All-Star Team selection both in the 1982-83 season. Melanson posted a career record of 129-106-33 and six shutouts in the NHL.



ROLAND MELANSON

SCOTT WALKER

PLAYER DEVELOPMENT CONSULTANT

Born: July 19, 1973

Birthplace: Cambridge, ON

Residence: Guelph, ON

Family: Wife, Julie; Son, Cooper; Daughter, Anna


Scott Walker enters his second season with the Canucks after being named Player Development Consultant on October 2, 2015. A Canucks alumnus, Walker played 197 games, collected 44 points (10-34-44) and 466 penalty minutes in a Vancouver uniform over the span of four seasons. In his role, Walker works directly with prospects in the Canucks system.

Walker played 829 career games over the span of 15 seasons with the Vancouver Canucks, Nashville Predators, Carolina Hurricanes and Washington Capitals. He amassed 397 points (151-246-397) and 1,162 penalty minutes during the regular season. The Cambridge, Ontario native also added eight points (1-7-8) and 31 penalty minutes in 30 NHL playoff games.

Following his playing career, Walker served as Head Coach of the Guelph Storm of the Ontario Hockey League from 2010-2015. Walker led the Storm to a regular season record of 179-105-22 over the span of five seasons and an OHL championship in 2013-14. On the international stage, Walker has captured two gold medals in a coaching capacity. He acted as an Assistant Coach for Team Canada at the 2015 World Junior Championships as well as at the 2012 Ivan Hlinka Tournament.



SCOTT WALKER



WILLIE DESJARDINS

WILLIE DESJARDINS

HEAD COACH

Born: February 11, 1957

Birthplace: Climax, SK

Residence: Vancouver, BC

Family: Wife, Rhonda; Sons, Brayden & Jayce; Daughter, Sheehan

Willie Desjardins became the 18th Head Coach in Vancouver Canucks history on June 23, 2014. In his first season behind an NHL bench, Desjardins led the team to a 48-29-5 record. The 2014.15 season marked the fifth highest win total in franchise history.

Since the inception of the shootout, Desjardins has posted the third best record for an NHL coach in his rookie year. He also posted the second most wins for a Canucks coach in their first season with the team; Alain Vigneault collected 49 in 2006.07.

In his second season with the franchise, Desjardins led a line-up that saw 37 players dress, including nine rookies, to a 31-38-13 record. The club record for most rookies in a season was 11 (1973.74) and the most players to appear in the lineup was 42 (1990.91).

Desjardins joined the Canucks organization from the Texas Stars of the American Hockey League, where he led the Stars to a Calder Cup Championship in 2014. Desjardins served as Head Coach of the Texas Stars for two seasons compiling a 91-40-21 (.667) regular season record in 152 AHL games. He was awarded the Louis A. R. Pieri Award as the AHL's Coach of the Year in 2013, his first season with Texas. Desjardins' second season with Texas produced a regular season record of 48-18-10 (.697) and a 15-6 playoff record culminating in the Stars' first Calder Cup Championship. Desjardins began his four year tenure with the Stars organization as an Associate Coach with Dallas before serving as Head Coach of their AHL affiliate.

From 2002 to 2010 Desjardins was Head Coach of the Medicine Hat Tigers of the WHL adding the role of General Manager in 2005. Desjardins twice led the Tigers to Western Hockey League championships winning the President's Cup in the 2003.04 and 2006.07 seasons. In two Memorial Cup berths Desjardins' Tigers advanced to the Finals once in 2007. Desjardins was awarded the Dunc McCallum Memorial Trophy as the WHL's Coach of the Year for the 2005.06 season. He was also honoured by the Canadian Hockey League and presented with the Brian Kilrea Coach of the Year Award that same season. Desjardins' first WHL Head Coaching role was with the Saskatoon Blades in the 1997.98 season.

Internationally, Desjardins has represented Canada as Head Coach in 2010 (silver) and Assistant Coach in 2009 (gold) at the World Junior Championships. He was Assistant Coach for the Canadian national men's team when Canada finished fourth at the 1999 IIHF World Championship in Norway.

Desjardins played major junior hockey for the Lethbridge Broncos of the Western Hockey League from 1974 through 1977. He won the 1982.83 Major WJ. "Danny" McLeod Award as the University Cup Tournament MVP, selected by members of the CIS Men's Hockey Coaches Association.

WILLIE DESJARDIN'S HEAD COACHING CAREER

SEASON	TEAM	LEAGUE	GC	W	L	T	OT	PCT
1997.98	Saskatoon	WHL	39	10	23	6	0	.333
2002.03	Medicine Hat	WHL	72	29	34	2	7	.465
2003.04	Medicine Hat	WHL	72	40	20	9	3	.639
2004.05	Medicine Hat	WHL	72	45	21	4	2	.667
2005.06	Medicine Hat	WHL	72	47	16	0	9	.715
2006.07	Medicine Hat	WHL	72	52	17	0	3	.743
2007.08	Medicine Hat	WHL	72	43	22	0	7	.646
2008.09	Medicine Hat	WHL	72	36	29	0	7	.549
2009.10	Medicine Hat	WHL	72	41	23	0	8	.625
2012.13	Texas	AHL	76	43	22	0	11	.638
2013.14	Texas	AHL	76	48	18	0	10	.697
2014.15	Vancouver	NHL	82	48	29	0	5	.616
2015.16	Vancouver	NHL	82	31	38	0	13	.457
VANCOUVER/NHL TOTALS			164	79	67	0	18	.537

DOUG LIDSTER

ASSISTANT COACH

Born: October 18, 1960

Birthplace: Kamloops, BC

Residence: Vancouver, BC

Family: Wife, Joanne; Sons, Ryan and Colin; Daughter, Brianna

Doug Lidster enters his third season as Assistant Coach after being named to the post on July 7, 2014. He joined the Canucks from the Texas Stars of the American Hockey League where he, alongside Canucks Head Coach Willie Desjardins, led the team to the 2014 Calder Cup Championship. He served as an Assistant Coach with Texas since 2012.

Prior to joining the Stars, he served as the Assistant Coach for the Canadian Women's National Hockey team from 2008 to 2010, where he helped guide Team Canada to the 2010 Olympic Gold Medal, the 2009 4 Nations Cup Championship, the 2010 MLP Cup Championship and a silver medal at the 2009 IIHF World Women's Championship. He was also an assistant coach for the Women's National Hockey team in 2003.04, helping them win gold at the 2004 IIHF World Women's Championship and silver at the 2003 4 Nations Cup.

As a player, Lidster appeared in 897 career games over 16 seasons with Vancouver, the New York Rangers, St. Louis, and Dallas, recording 343 points (75-268-343) and 679 penalty minutes. He played in a total of 80 Stanley Cup playoff games and won two Stanley Cups, with the Rangers in 1994 and the Stars in 1999. Originally selected by the Vancouver Canucks in the seventh round (133rd overall) of the 1980 NHL Entry Draft, Lidster made his National Hockey League debut with Vancouver during the 1983.84 season. Lidster also played 145 career games with Colorado College over four seasons recording 174 points (56 goals, 118 assists).

Internationally, Lidster has also represented the Canadian Men's National Team as both a player and a coach. He played for Team Canada in the 1984 Winter Olympics and in three IIHF World Championships, winning silver in 1985 and 1991. He was a player/assistant coach for Team Canada in 1998.99 and an assistant coach in 2003 helping coach the team to the 2003 Spengler Cup Championship.

Lidster began his coaching career as an Assistant Coach with the Medicine Hat Tigers of the WHL in 2002.03. He was then named head coach of the Ontario Hockey League's Saginaw Spirit during 2004.05 and was the coaching director for the Victory Honda AAA hockey program in Plymouth, Michigan from 2005 to 2009.



DOUG LIDSTER

PERRY PEARN

ASSISTANT COACH

Born: June 6, 1951

Birthplace: Stettler, AB

Residence: Vancouver, BC

Family: Daughters, Alexis, Lacey & Kristy; Son, Daryl

Perry Pearn enters his third season as Assistant Coach after being named to the post on August 6, 2014. Pearn has been an Assistant Coach in the National Hockey League for the past 20 seasons with the Ottawa Senators, New York Rangers, Montreal Canadiens, and Winnipeg Jets. Most recently, Pearn spent two seasons as an Assistant Coach with the Winnipeg Jets. Prior to that, Pearn was as an Assistant Coach with the Montreal Canadiens from 2009 to 2011, Assistant Coach with the New York Rangers from 2005 to 2009, and Assistant Coach with the Ottawa Senators from 1996 to 2004. His NHL coaching career began in 1995.96 as an Assistant Coach with the Winnipeg Jets.

Internationally, the Stettler, Alberta native has represented Canada as Head Coach in 1993 (gold) and Assistant Coach in 1990 (gold) and 1991 (gold) at the World Junior Championships. Pearn began his international coaching career in 1986 as an Assistant Coach for Team Canada's Under-18 team.

From 1978 to 1993, Pearn served as the Head Coach of the Northern Alberta Institute of Technology (NAIT) of the Canadian College Athletic Association. He led NAIT to six CCHA National Championships and was voted CCHA Coach of the Year in 1983.84 and earned provincial Coach of the Year honours on five occasions.



PERRY PEARN



DOUG JARVIS

DOUG JARVIS

ASSISTANT COACH

Born: March 24, 1955
Birthplace: Brantford, ON
Residence: Vancouver, BC
Family: Wife, Linda; Son, Landry; Daughter, Laura

Doug Jarvis begins his first year with the Canucks organization after being named Assistant Coach on July 4, 2016, continuing his impressive and accomplished career. He joins the Canucks after serving as assistant coach of the Boston Bruins for the past 6 years.

Jarvis' coaching career spans 26 years and follows a 13-year NHL playing career. The Brantford, Ontario native was drafted 24th overall by the Toronto Maple Leafs in the 1975 NHL Entry Draft and played for the Montreal Canadiens, Washington Capitals and Hartford Whalers over the course of his career, recording 403 career points (139-264-403). He is a six-time Stanley Cup champion, winning four times as a player with Montreal and twice as an assistant coach with Dallas (1999) and Boston (2011). Jarvis still holds the NHL iron man record with 964 consecutive games played, never missing a game his entire NHL career. Jarvis won the Selke Trophy as top defensive forward in 1984 and the Masterton Trophy for perseverance and dedication in 1987 due to his iron man status.

Following his playing career Jarvis was named an assistant coach with the Minnesota North Stars in 1989, where he worked 14 seasons and moved with the club to Dallas, the longest period of time an assistant coach remained with the same team in NHL history. He led the franchise to the Stanley Cup Final as the North Stars in 1991 before winning the Cup with Dallas. In 2003 he assumed head coaching duties with Montreal's AHL affiliate, the Hamilton Bulldogs, and two years later was named associate coach with Montreal in 2005 before joining the Bruins in 2010, winning another Stanley Cup the following year.



DAN CLOUTIER

DAN CLOUTIER

GOALTENDING COACH

Born: April 22, 1976
Birthplace: Mont-Laurier, QC
Residence: Oakville, ON
Family: Wife, Nikki; Two Children

Dan Cloutier enters his fifth season with the Canucks and first as Goaltending Coach. He previously served as Goaltending Consultant, Player Development since September 25, 2012. His responsibilities include working with Canucks goaltenders throughout the organization, focusing primarily on goaltenders on the Canucks NHL roster. Cloutier joined the Canucks from the Barrie Colts, where he most recently served as goaltending consultant during the 2010/11 season.

The Mont-Laurier, Quebec native was a member of the Vancouver Canucks, New York Rangers, Tampa Bay Lightning and Los Angeles Kings over the span of a 10-year playing career in the National Hockey League. Cloutier posted a record of 139-142-33, 15 shutouts and a 2.77 goals against average.

In his five seasons with the Canucks, Cloutier appeared in 208 games with a record of 109-68-23, 14 shutouts and a 2.42 goals against average. He ranks fourth in franchise history for saves (4,668), third for shutouts (14), fourth for wins (109) and fourth for games played (208). Cloutier also appeared in 25 playoff games, posting a record of 10-13 and a 3.31 goals against average. He retired in 2009/10 due to chronic hip injuries.

On the international stage, Cloutier won a gold medal at the 1995 World Junior Championship. Cloutier was originally drafted 26th overall by the New York Rangers in the 1994 NHL Entry Draft.

BEN COOPER

VIDEO COACH

Born: April 18, 1977

Birthplace: Vancouver, BC

Residence: Vancouver, BC

Ben Cooper enters his third season with the Canucks after being named Video Coach on August 5, 2014. Cooper joined the Canucks from the BWC Hockey Academy Prep Under 18 team where he served as Head Coach. Prior to joining the BWC Hockey Academy, Cooper served in a number of coaching capacities, including Head Coach for the Okanagan Hockey Academy Varsity Team, Assistant Coach for the WHL Victoria Royals, Assistant Coach for the SAIT Trojans, and Video Coach for the AHL Toronto Marlies.

The Vancouver, British Columbia, native has served as Hockey Canada's Manager of Men's National Team Video from 2008 to 2011. His experience with Hockey Canada includes three years as Video Coach for the national junior program, two years as the Ivan Hlinka U-18 Memorial Tournament team Video Coach as well as two years as Video Coach for the World Championship Men's Teams. Cooper also served as Video Manager of the 2010 Olympic gold-medal winning Canadian Men's team.



BEN COOPER

GLENN CARNEGIE

SKILL COACH

Born: August 30, 1973

Birthplace: Winnipeg, MB

Residence: Vancouver, BC

Family: Daughter, Dani-Lynne

Glenn Carnegie enters his seventh season as Vancouver Canucks Skill Coach. His responsibilities include working on-ice with players and prospects at the NHL and minor league level to continue to develop fundamental hockey skills. Carnegie assists in the conditioning, recovery and nutrition of all players within the organization.

Prior to joining the Canucks, Carnegie worked as Strength and Conditioning Coach with the Manitoba Moose (formerly of the American Hockey League), where he was responsible for hockey specific training, off-season conditioning and on-ice sessions with injured players.

Carnegie grew up playing hockey in the AA, AAA and junior system in Manitoba and played professionally in Germany. He received his degree in Exercise and Sport Science from the University of Manitoba and is Certified Strength and Conditioning Coach through the National Strength and Conditioning Association. He also volunteers and sits on the board of the Believe in the Goal foundation, which raises money for cancer research.



GLENN CARNEGIE

MANNY MALHOTRA

DEVELOPMENT COACH

Born: May 18, 1980

Birthplace: Mississauga, ON

Residence: Vancouver, BC

Family: Wife, Joann; Sons, Caleb, Isaiah, Eli

Manny Malhotra joins the Vancouver Canucks coaching staff for the 2016/17 season. He will be re-joining the organization on a part time basis at home practices, working closely with players in developing specialized skills, including face-offs, and systems. He will also travel on occasion to work with Canucks prospects.

Malhotra brings 18 years of NHL experience, playing for the New York Rangers, Dallas Stars, Columbus Blue Jackets, San Jose Sharks, Vancouver Canucks, Carolina Hurricanes, and Montreal Canadiens and amassed 295 points (116-179-295) and 451 penalty minutes in 991 games. Malhotra will lend his expertise to players in a mentoring role.



MANNY MALHOTRA



PAT O'NEILL

PAT O'NEILL EQUIPMENT MANAGER


Pat O'Neill joined the Vancouver Canucks in 1988 and enters his 29th season with the hockey club. Known for his exemplary work, O'Neill was inducted into the BC Hockey Hall of Fame in 2016 in the Trainer's category. Prior to joining the Canucks, O'Neill spent eight seasons as Equipment Manager with the Winnipeg Jets. At the international level, O'Neill has worked with Team Canada several times, most recently at the 2010 Winter Olympic Games in Vancouver, where he helped Canada win gold. O'Neill also worked for Team Canada at the 2004 and 1990 World Championships in addition to the 1996 World Cup. O'Neill has worked in two NHL All-Star Games; 1988 and 1992. On November 14, 2014 O'Neill celebrated a significant career milestone, working his 2,500th NHL game versus the Arizona Coyotes. O'Neill became the first recipient of the Larry Ashley Award on July 4, 1996, which honours the trainer or equipment manager who best exemplifies the character and commitment to excellence exemplified by Ashley throughout his career. O'Neill is an Executive Board Member of the Society of Professional Hockey Equipment Managers (SPHEM). He has two daughters: Brooklyn and Faith.



BRIAN HAMILTON

BRIAN HAMILTON ASSISTANT EQUIPMENT MANAGER

Brian "Red" Hamilton has been a member of the Vancouver Canucks training staff for over 10 years and enter his third season as Assistant Equipment Manager. Initially working as a Dressing Room Attendant, Hamilton served as Equipment Assistant for the past eleven seasons. Prior to joining the Canucks, Red worked 13 seasons with the BC Lions of the Canadian Football League from 1989 to 2001. His tenure with the Lions included two Grey Cup Championships in 1994 and 2000. Red is also currently a member of SPHEM. Red lives in Langley, BC, with his wife Corine and daughter Ashley.



MAC STEWART

MAC STEWART TRAINER'S ASSISTANT

Mac Stewart enters his second season with the Vancouver Canucks after serving as Head Equipment Manager for the Toronto Marlies during the 2014/15 season. Stewart worked in the same capacity with the Sault Ste. Marie Greyhounds the previous two seasons. He joined the Greyhounds from the Vancouver Giants organization where he spent parts of 11 seasons, which included a Memorial Cup Championship in 2007. Mac and his wife Courtney reside in Vancouver with their dog Bentley.



FERDIE DE GUZMAN
Game Dressing Room Attendant



RON SHUTE
Game Dressing Room Attendant



JOHN JURKIC
Game Dressing Room Attendant



TREVOR PENROSE
Game Dressing Room Attendant



CHRISTIAN AQUILINI
Dressing Room Attendant

DR. RICK CELEBRINI

DIRECTOR, REHABILITATION

Born: October 16, 1967

Birthplace: Burnaby, BC

Residence: North Vancouver, BC

Family: Wife, Robyn; Sons, Aiden, Macklin, & RJ; daughter, Charlie

Doctor Rick Celebrini enters his second season as the Canucks Director, Rehabilitation after joining the team as a consultant to the Human Performance department in September 2014. In this role, Rick leads the Human Performance team and oversees injury prevention and rehabilitation protocols.

Rick is internationally-recognized as one of North America's leading sport and orthopedic physiotherapists and works with all players in the system in all aspects of injury management and prevention. With decades of experience in injury prevention, epidemiology of injury risk factors and performance enhancement, Rick oversees the development of proactive strategies to minimize the risk of injuries, preparing players for a demanding season as well as delivering expeditious solutions for when returning from injury.

Rick is co-founder and partner in the Fortius Institute and senior member in the leadership team behind Fortius Sport & Health. He is also Head of Sports Medicine and Science for Vancouver Whitecaps FC. As a therapist and consultant, Rick has worked extensively in the sports industry with the Canadian Alpine Ski Team, Canadian Soccer Association, the NFL's Seattle Seahawks, the NBA's Dallas Mavericks, and the NHL Players' Association. He has also worked with dozens of high-profile professional and Olympic athletes, including two-time NBA Most Valuable Player Steve Nash.

In 2010, Rick occupied the prestigious role of chief physical therapist at the Vancouver Winter Olympics and was the manager of medical services for the Vancouver Organizing Committee for the 2010 Olympic and Paralympic Winter Games (VANOC). In 2011, he received his PhD in rehabilitation sciences from the faculty of medicine at UBC. Rick graduated with a degree in physical therapy education from UBC in 1992.

Prior to pursuing a career in sports medicine, Rick had a distinguished professional soccer career which included four seasons as a defender for Whitecaps FC from 1992 to 1995, including the last two as captain, when the club was then known as Vancouver 86ers. He also played two seasons with Edmonton Brick Men of the Canadian Soccer League and represented Canada during the 1987 FIFA U-20 World Cup. Rick also played Canadian college and university soccer with Capilano University and UBC.



DR. RICK CELEBRINI

ROGER TAKAHASHI

STRENGTH & CONDITIONING COACH, APPLIED SPORTS & SCIENCE

Born: September 14, 1967

Birthplace: Kamloops, BC

Residence: Langley, BC

Family: Wife, Cara; Sons, Sami, Max, Calvin & Henry

Roger Takahashi enters his 14th season as the Canucks Strength and Conditioning Coach after joining the team in May 2003. His responsibilities include specialized hockey conditioning and nutrition programs in-season and off-season, as well as recovery programs for injured players to ensure they return to the Canucks line-up in top physical condition. In addition to training Canucks players, Takahashi is also responsible for overseeing the Canucks minor league affiliate, the Utica Comets and the club's young prospects providing training skills, nutrition education and preparation at the elite NHL level. He is also responsible for overseeing sport science initiatives within the Human Performance Department.

Takahashi graduated from the University of Waterloo with a Bachelor of Science in Science in 1989 and a Bachelor of Science in Honours Kinesiology in 1991. He has written articles and given talks regarding injury prevention as well as sports training and has lectured at the university level at both Simon Fraser University and the University of British Columbia. He is actively involved in the Canucks Centre for BC Hockey programs as well as being the Past-President of the Strength and Conditioning Association of Professional Hockey.

Takahashi was born and raised in Kamloops and now resides in Langley with his wife, four sons and their dogs. He is a member of the British Columbia Association of Kinesiologists, the Sports Medicine Council of British Columbia, the American Optometric Association Sports Vision Section, and the National Strength and Conditioning Association as a Certified Strength and Conditioning Specialist.



ROGER TAKAHASHI



JON SANDERSON

JON SANDERSON HEAD ATHLETIC THERAPIST

Jon Sanderson enters his 17th year with the Vancouver Canucks Medical Staff and second as Head Athletic Therapist. His previous experience includes working for the BC Lions of the Canadian Football League. In 2016, Sanderson served as an Athletic Therapist for Team North America at the World Cup of Hockey and in 2006, he was a member of the Team Canada medical staff at the Winter Olympic Games in Torino, Italy. Sanderson graduated from Sheridan College in Oakville, Ontario, and the West Coast College of Massage Therapy in Vancouver. He is a certified member of the National Athletic Trainers Association, the Canadian Athletic Therapy Association, Professional Hockey Athletic Trainers Society and a Registered Massage Therapist. Jon lives in Port Coquitlam, BC, with his wife Catherine, daughter Kate, son Cooper.



DAVE ZARN

DAVE ZARN ASSISTANT ATHLETIC THERAPIST

Dave Zarn begins his eighth year with the Vancouver Canucks Medical Staff after three seasons as Head Athletic Therapist & Strength and Conditioning Coach with the Victoria Salmon Kings formerly of the East Coast Hockey League. Zarn worked in the same capacity with the Okanagan Hockey School/Hockey Academy for three years prior to joining the Salmon Kings. A University of Manitoba graduate, Zarn is a certified member of the Canadian Athletic Therapy Association with Corrective Exercise Specialist training from the National Academy of Sports Medicine. Dave lives in Vancouver, BC, with his wife Jaime and daughters Tayana and Brinley.



BRYAN MARSHALL

BRYAN MARSHALL STRENGTH AND DEVELOPMENT COACH

Born: August 30, 1984
Birthplace: Scarborough, ON
Residence: Vancouver, BC
Family: Wife, Jocie

Bryan Marshall serves in a new capacity for the Canucks for the 2016/17 season as Strength & Development Coach, based in Vancouver. He previously served as the organization's Strength and Conditioning Coach, Prospects. Marshall will work closely with Strength and Conditioning Coach Roger Takahashi and will bring his many years of experience to focus on strength training and conditioning, data collection and monitoring, nutrition, recovery, return-to-play and supplementation. He will continue to work with the team's prospects.

Marshall has worked closely with amateur and professional athletes, from the NHL, NFL, CFL, as well as the CIS while he attended the University of Western Ontario. Marshall has also created his own successful nutritional supplement line and opened an elite training facility in Toronto. Marshall previously served as a consultant with the Canucks from 2008–2014.

A member of the Canadian National Weightlifting Team, Marshall was an eight time provincial champion in Ontario and still holds records in the sport for his weight class.

GRAEME POOLE REHAB THERAPIST

Graeme Poole is beginning his first year with the Vancouver Medical Staff, where his focus will be placed primarily on injured players. Previously, Graeme spent seven seasons with the Whitecaps acting as the Head Physio. As a Richmond native, Poole has worked with athletes from Canadian Interuniversity Sport, Tennis Canada, the British Columbia Hockey League (BCHL) and the Western Hockey League (WHL) in both conditioning and rehabilitation roles. Graeme graduated with an undergraduate degree in Human Kinetics from the University of British Columbia and a Master of Science in Physical Therapy from the University of Alberta. Other professional affiliations include being a member of the Canadian Physiotherapy Association, a member of the Physiotherapy Association of British Columbia and a member of the Sports Physiotherapy Canada.



GRAEME POOLE

MEDICAL STAFF



DR. BILL REGAN
Team Physician



DR. JIM BOVARD
Primary Team Physician



DR. ALAN R. BOYCO
Team Optometrist



DR. GLENN CASHMAN
Team Chiropractor



DR. DAVID COX
Sports Psychologist



DR. JEFFREY NORDEN
Team Dentist



JUDD BRACKETT

JUDD BRACKETT

DIRECTOR, AMATEUR SCOUTING

Born: February 7, 1977

Birthplace: Cape Cod, MA

Residence: Cape Cod, MA

Family: Wife, Lucie; Children, Mae, Pierce and Deacon

Judd Brackett served seven years as an Amateur Scout in the Canucks organization prior to being named Director of Amateur Scouting on August 4, 2015. In his current role, Brackett oversees the amateur scouting staff, leading the department and supporting the player evaluations of regional scouts.

Prior to joining the Canucks, Brackett served as Head Scout and Vice President of Player Personnel for the Indiana Ice of the USHL, where he captured two Clark Cups while with the team. He began his scouting career as a scout for the Gatineau Olympiques of the QMJHL during the 2005-06 season. His tenure with the Olympiques included a Presidents Cup in 2008.

A native of Cape Cod, Massachusetts, Brackett played one season in net for Northeastern University in 1996-97 where he was selected to the Hockey East All-Academic Team. He also played three years at Connecticut College from 1997 to 2000, where he was a two-time recipient of the Duncan Dayton Award. He also played one season for CG Puigcerda of the Liga Nacional League.



RON DELORME

RON DELORME

CHIEF AMATEUR SCOUT

Born: September 3, 1955

Birthplace: North Battleford, SK

Residence: Vancouver, BC

Family: Wife, Joan; Son, Blair; Daughter, Leah

Ron Delorme is one of the longest serving members of the Vancouver Canucks. With over 20 years of scouting experience and 210 games played at right wing, Delorme has been a member of the Canucks in some capacity since 1981. He was named Chief Amateur Scout in August 2000.

Delorme was originally drafted by Denver in the 1975 WHA Amateur Draft. His rights were then transferred to the Colorado Rockies in July 1976, after the franchise relocated to the NHL. He played in 314 games for the Rockies from 1976-77 to 1980-81 before he was claimed by Vancouver in the NHL waiver draft in October 1981. Delorme played a large role in the Canucks run to the Stanley Cup Final in 1982 and is probably best remembered by Vancouver fans for his inspirational fight versus Chicago's Grant Mulvey in the Campbell Conference Final.

Delorme played four seasons for the Canucks from 1981-82 to 1984-85, recording 37 points (17-20-37) and 383 penalty minutes in 210 games before a knee injury forced his retirement in 1985. In 524 career NHL games, Delorme recorded 166 points (83-83-166) and 667 penalty minutes.

THOMAS GRADIN

ASSOCIATE CHIEF AMATEUR SCOUT

Born: February 18, 1956

Birthplace: Solleftea, Sweden

Residence: Vancouver, BC

Family: Wife, Cathie; Son, Adam; Daughters, Linda & Therese

Thomas Gradin was named Associate Chief Amateur Scout after serving 15 years in a scouting capacity with the Canucks. Gradin began scouting for Vancouver as a part-time amateur scout during the 1990-91 season.

Gradin played eight seasons with Vancouver from 1978-79 to 1985-86 and recorded 593 points (209-384-593) in 677 career NHL games.

His final NHL season was spent with the Boston Bruins before Gradin returned to the Swedish Elite League, to play with AIK of Stockholm.

Gradin's playing career with the Canucks was highlighted by a number of achievements. One of the club's first European-born players, Gradin led the Canucks in scoring during the 1980-81 and 1981-82 seasons, was named an NHL All-Star Game representative in 1985 and most notably recorded 19 points (9-10-19) in 17 playoff games during Vancouver's Stanley Cup Final run in 1982. In 613 games as a member of the Canucks, Gradin scored 550 points (197-353-550). Gradin was originally drafted by the Chicago Blackhawks 45th overall in the 1976 NHL Amateur Draft.



THOMAS GRADIN

CANUCKS SCOUTING STAFF



LOU CRAWFORD
Professional Scout



BRETT HENNING
Professional Scout



NEIL KOMADOSKI
Professional Scout




LARS LINDGREN
Professional Scout

AMATEUR SCOUTS



JONATHAN BATES
Amateur Scout



BRANDON BENNING
Amateur Scout



BRIAN CHAPMAN
Amateur Scout



SERGEI CHIBISOV
Amateur Scout



KEN COOK
Amateur Scout



LUCIEN DeBLOIS
Amateur Scout



INGE HAMMARSTROM
Amateur Scout



TED HAMPSON
Amateur Scout



TIM LENARDON
Amateur Scout



CHRIS MACDONALD
Amateur Scout



DAN PALANGO
Amateur Scout



WYATT SMITH
Amateur Scout



HAROLD SNEPSTS
Amateur Scout

PHOTO NOT AVAILABLE

MIKE ADDESA, Amateur Scout
DAVID VOLEK, Amateur Scout

\$53 MILLION
RAISED FOR CANUCKS FOR KIDS FUND SINCE INCEPTION (\$2.6 LAST YEAR)

7,420
VOLUNTEER HOURS DEDICATED TO OUR 50:50 PROGRAM LAST SEASON



6,157
CANUCKS GAME TICKETS DONATED TO KIDS & FAMILIES


2,075
KIDS IN CANUCKS HOCKEY CLINICS & PROGRAMS

\$1,503,458
TOTAL MONEY RAISED THROUGH OUR 50:50 PROGRAM LAST SEASON

99,260
ELEMENTARY STUDENTS IN CFKF SCHOOL PROGRAMS



1,810
FAMILIES AT CANUCK PLACE CHILDREN'S HOSPICE



canucks.com/cfkf


[@canucksforkids](https://twitter.com/canucksforkids)


[@canucksforkidsfund](https://www.facebook.com/canucksforkidsfund)


[@canucksforkids](https://www.instagram.com/canucksforkids)

CANUCKS IN THE COMMUNITY



CANUCKS IN THE COMMUNITY

The Canucks for Kids Fund (CFKF) has spent 31 years in the service of children and families. They are dedicated to three central pillars of giving, including (1) improving children's health and wellness, (2) the development of grassroots hockey and (3) supporting education in British Columbia.

Thanks to the generosity of fans, donors, players, employees and sponsor partners, the Canucks for Kids Fund (CFKF) has granted more than \$2.6 million during the 2015/16 season and \$53 million since its' inception.

The core beneficiaries—Canucks Autism Network, Canuck Place Children's Hospice and BC Children's Hospital Foundation – provide vital resources and life-saving care to families across British Columbia. Additional grant recipients in 2015/16 include the Canucks Centre for BC Hockey, Canucks Family Education Centre, Canucks Power Play Program, Fin's Friends, Arts Umbrella, BC Women's Hospital, Boys & Girls Club of South Coast BC, Boys Club Network, Britannia Hockey Academy, Family Services of Greater Vancouver, Kidsafe, PALS Autism School, ProActive, Rare Disease Foundation, Sarah McLachlan School of Music and YWCA Metro Vancouver.

Board of Directors: Paolo Aquilini, President; Victor de Bonis, Vice President; Alex Oxenham, Executive Director; Pamela Keith; Dr. Paula Gordon; Johanna Sedin; Chris Brumwell

CHILDREN'S HEALTH AND WELLNESS: BENEFICIARIES & PROGRAMS



CANUCKS AUTISM NETWORK

Core Beneficiary: **The Canucks Autism Network (CAN)** enhances the quality of life for families living with autism. Their mission is to provide year round, innovative and high quality sports, recreational, social and vocational programs for these individuals and families. CAN currently has more than 2,400 members participating in programs in over 60 community around BC. The Canucks for Kids Fund has granted more than \$7 million since CAN's inception in 2008.



Core Beneficiary: **Canuck Place Children's Hospice** opened in 1995 as the first pediatric palliative care hospice in North America. Since then, the Canucks for Kids Fund has granted more than \$27 million to Canuck Place to care for children with life-limiting illnesses and their families. There are more than 600 children and families currently on the program based out of their two locations—in Vancouver and Abbotsford.



Core Beneficiary: **BC Children's Hospital (BCCH)** is the province's only full-service, pediatric acute care hospital, which serves more than 84,000 seriously ill or injured children every year. The CFKF has granted more than \$7 million to BCCH and most recently committed \$1 million towards the construction of a Canucks-themed playground in the newly constructed BCCH. This grant will also support Child Life programs and mental health initiatives.



Hockey Talks: The Vancouver Canucks and CFKF launched Hockey Talks in 2012 in response to the sudden passing of Canucks player Rick Rypen. The campaign features game-night activations and a social media campaign designed to encourage a conversation about mental health and to alleviate the stigma associated with mental illness. The re-launch of mindcheck.ca and the "Balancing Our Minds Youth Summit" also plays a big role in the Hockey Talks program. The Hockey Talks program has expanded nation-wide and is now a staple in each Canadian NHL city each season.



Hockey Fights Cancer: Hockey Fights Cancer™ is an initiative founded in December 1998 by the National Hockey League and the National Hockey League Players' Association. To date, the NHL and all of its teams have granted more than \$15 million to support national and local cancer research institutions, children's hospitals, player charities and local cancer organizations. Thanks to Vancouver Canucks players, sponsors, employees and fans, local cancer agencies large and small have received valuable support via grants and awareness building.

GRASSROOTS HOCKEY



Canucks Centre for BC Hockey: Supported by the Canucks for Kids fund and in partnership with BC Hockey and Hockey Canada, the Canucks Centre for BC Hockey is a direct link to over 60,000 minor hockey players throughout BC. The Centre is committed to creating opportunities for grassroots hockey players of all ages, levels and backgrounds by assisting in the development and recognition of female hockey, minor hockey initiation, and the skill improvement of both players and coaches. Each year, the Centre programs provide minor hockey players, coaches, and parents the opportunity to visit Rogers Arena and benefit from interaction with the Canucks players, coaching staff and administrators.



Every Kid's Dream: Each home game during the 2016/17 NHL season, the Canucks Centre for BC Hockey, in partnership with BC Hockey, will host one lucky BC minor hockey player between the ages of 8 to 13 who will lead their Vancouver Canucks heroes onto the ice pre-game and stand with their NHL heroes for the national anthems.

Mini Minor Hockey: The Mini Minor Hockey program provides an exciting opportunity for registered initiation/novice, atom and pee-wee hockey teams within BC to play at Rogers Arena during the intermission of select home games. This season, over 800 minor hockey players, coaches and their families will enjoy the opportunity to visit Rogers Arena and shine on the ice.



Canucks Female Jamboree: In a support of the growth of female hockey in BC, the Canucks and BC Hockey host the annual Canucks Female Jamboree. The weekend-long tournament provides an opportunity for over 200 female minor hockey players of all skill levels, between the ages of 7 to 11, to play with their peers from around the province in a fun and non-competitive environment. More than 2,500 girls have participated in this Female Jamboree since the event's inception.



Coaching Day in BC: Coaching Day in BC is a free, one-day coaching workshop that is attended by more than 200 coaches from across the province looking to improve their coaching skills. The workshop gives hockey coaches of all levels the opportunity to experience a Canucks game-day practice and hear inspiring words from Canucks head coach Willie Desjardins, his coaching staff and representatives from BC Hockey and Hockey Canada.



Minor Hockey Week in BC: In celebration of Minor Hockey Week in BC, 10 lucky minor hockey boys and girls are selected by the Canucks Centre for BC Hockey and BC Hockey to accompany the Vancouver Canucks starting line-up for the opening warm-up skate and anthem.

Minor Hockey Weekend: The Vancouver Canucks' Minor Hockey Weekend is a unique experience that allows more than 20 registered BC minor hockey teams the opportunity to play a full three-period game on the Rogers Arena ice in front of their friends and families. All games are streamed live while teams receive the full media treatment with post-game interviews and press conferences.



Canucks First Strides: Canucks First Strides is a great opportunity for minor hockey initiation and novice level players and coaches to visit Rogers Arena. The emphasis of this one-day event is on developing skills, having fun, and allowing young players to take their "first strides" in developing core moral values on and off the ice. More than 1,000 hockey players have participated in First Strides over the years.



Canucks Learn to Play: This new initiative in partnership with the NHL and NHLPA supports first-year minor hockey players between the ages of 4 and 8 by providing them with a free set of brand new CCM hockey gear alleviating the financial strain of entering the game for the first time. Additionally, the kids receive six on-ice sessions with BC Hockey instructors and local NHL alumni.

JUNIOR GOLF WEEK

Jr. Golf Week: The PGA of British Columbia in partnership with the Vancouver Canucks and BC Hockey have come together to share the importance of young athletes learning motor skills through participation in various sports. Jr. Golf Week takes place every July all over the province and is a fun way for individuals between the ages of 5 and 18 to attend golf camp and to learn the game of golf from a certified PGA of British Columbia instructed golf camp.




The Pavel Bure Award: The Pavel Bure Award rewards young BC hockey players who display leadership, integrity, courage, passion and sportsmanship both on and off the ice.



Silver Skate Awards: The Vancouver Canucks and the Canucks Centre for BC Hockey, along with BC Hockey, are proud to work in partnership on the Annual Silver Skate Awards. The Silver Skate Award is presented to BC Hockey minor hockey teams who have displayed team work, perseverance and hard work throughout the minor hockey season.

CANUCKS IN THE COMMUNITY



EDUCATION



Canucks Family Education Centre (CFEC): The Vancouver Canucks and the Canucks for Kids Fund committed more than \$2 million to family literacy, forming an alliance with the Britannia Community Centre and the Vancouver Sun Raise-a-Reader program. This partnership gave rise to the Canucks Family Education Centre (CFEC), whose mandate is to positively impact low literacy levels by providing a coordinated, comprehensive, integrated services approach to family literacy and lifelong learning. The Centre delivers a variety of important literacy classes to children and their parents. It includes child-minding, transportation, and hot meals, all at no charge to its more than 600 learners each year.



Fin's Friends: Supported by the Canucks for Kids Fund, Fin's Friends is a free education initiative that currently reaches more than 3,500 classrooms in all the BC school districts serving more than 120,000 students around the province. This primary school program teaches the basic elements of character education and social responsibility. Teachers are provided with a comprehensive kit which includes curriculum, a variety of children's books, Fin puppet and much more.



PowerPLAY: PowerPLAY is a health and fitness program offered by the Canucks for Kids Fund to Grade 4-7 classrooms across BC. Designed by Canucks health and fitness coaches as well as education professionals, PowerPLAY teaches the importance of healthy eating and living an active lifestyle. Each year, the first 50 classroom who register for the program receive a full set of ball hockey equipment

to accompany their curriculum. To date, more than 500 schools have the PowerPLAY program in their classrooms.



Future Goals - Hockey Scholar: Future Goals is a unique science, technology, engineering, and math resource for students around the province. This online program leverages the exciting game of hockey as a learning vehicle to ignite student interest in these critical topics and is available to all Elementary and Middle Schools throughout British Columbia at no cost.



SEVENTH GENERATION

Seventh Generation Club: The Vancouver Canucks are proud to sponsor this province-wide initiative for BC First Nations students which encourages healthy choices, staying in school and being active in their school and community.



THE VANCOUVER SUN

Raise-a-Reader: The purpose of the annual Vancouver Sun Raise-a-Reader Campaign is to raise money and awareness for important family literacy programs throughout BC, including the Canucks Family Education Centre. For more than 15 years, Canucks players have been keen to support this campaign by selling newspapers on downtown street corners and participating in important photo-shoots and interviews about literacy. The Canucks Family Education Centre has received nearly \$1 million from Raise-a-Reader over the years.

SIGNATURE EVENTS



Jake Milford Charity Invitational: This full team golf tournament kicks off each season with players, coaches, management and alumni teeing off alongside guests on the beautiful double-courses at Northview Golf Club. Benefitting the Canucks for Kids Fund and Vancouver Canucks Alumni Association, "The Jake" has been a strong team tradition for more than 33 years.



Dice & Ice: Dice & Ice is one Vancouver's biggest events of the year to see and be seen. As the Canucks annual signature gala, 800 guests brush shoulders with the entire Canucks roster, coaches and management as they raise important funds for the Canucks for Kids Fund. The event features a funny-money casino, silent and live auctions, a gourmet meal and live entertainment. Last season the event was hosted in Rogers Arena for the first time ever and raised over \$350,000.



Sports Celebrity Festival: For 14 years the annual Sports Celebrities Festival has been raising important funds for both Special Olympics BC and the Canucks for Kids Fund. It is a magical gala evening saluting the power of the human spirit. Canucks players, alumni and management share an evening with 600 of Vancouver's business elite and each table's guest of honour is a Special Olympics BC athlete.



Canucks for Kids Fund Telethon: The annual Canucks for Kids Fund Telethon is broadcast annually around a Canucks home game and has raised more than \$7 million since it began in 1990. Hundreds of volunteers, including players' and coaches' significant others, play a key role by answering phones and taking pledges.




Super Skills: Hosted at Rogers Arena, the entire Vancouver Canucks roster and one lucky minor hockey team take part in a fun team competition, going head-to-head in events such as Hardest Shot, Fastest Skater, Pass & Score, Shooting Accuracy, Puck Control Relay, and Breakaway Relay. Last season, with the support of Canucks fans, SuperSkills raised \$133,000 for the Canucks for Kids Fund and NHLPA Goals & Dreams Fund for KidSport BC. Minor Hockey teams across BC are also presented with the opportunity to receive discounted tickets for fundraising purposes.

Scholarships:

- Trevor Linden Community Spirit Scholarship - Recognizes four student leaders in the province of British Columbia entering their first year of post-secondary education who have excelled in the area of community service, leadership, initiating community development and affecting positive change. Four of these scholarships, valued at \$2,500 each, are awarded annually. Provided by the Canucks for Kids Fund.
- Stan Smyl Scholarship (\$3,000)-Provided by Vancouver Canucks Alumni Association.
- Vancouver Canucks Scholarships (\$750x3)-Provided by Vancouver Canucks Alumni Association.
- Vancouver Canucks Community Service Bursary (\$500)-Provided by Vancouver Canucks Alumni Association.
- Larry Ashley Scholarship (\$2,500)-to students in the fields of sports medicine or athletic training. Provided Vancouver Canucks Alumni Association.
- BCHL Scholarship Program enables as many as 9 young hockey players from the BCHL to attend post-secondary institutions each year.



CANUCKS IN THE COMMUNITY



CANUCKS ALUMNI



Over the last six decades the Canucks alumni, one of the largest alumni groups in the National Hockey League Alumni Association, has helped raise millions of dollars for charities throughout British Columbia through various events on and off the ice. They have forged ongoing partnerships with a number of charitable organizations such as the Boys & Girls Clubs of Metro Vancouver/South Coast BC, BC Cancer Society, ALS Canada, Royal Columbian Hospital Foundation, Road Hockey Conquers Cancer, Hockey Helps the Homeless and the Canucks for Kids Fund.

Vancouver Canucks Alumni Association Board: Gerry Sillers, President; Bob Murray, Vice President; Dave Cannon, Secretary; Dennis Kearns, Treasurer; Kirk McLean; Chris Oddleifson; Cliff Ronning; Jack McIlhargey; John Grisdale and Darcy Rota.

OTHER COMMUNITY PROGRAMS



Canucks for Kids Fund 50/50: With the generosity of our loyal fans and dedicated team of volunteers, the Canucks for Kids Fund 50/50 program is one of the most successful in the NHL. Generating well over a million dollars each season, the majority of the funds raised are directed to Canuck Place Children's Hospice, BC Children's Hospital Foundation and the Canucks Autism Network.

Donations in Kind: The Donations in Kind Program supports fundraising events throughout British Columbia by donating player autographed merchandise and memorabilia. The program donates to over 400 fundraising events each season in support of children's health and wellness, education, and grassroots hockey.


Tickets for Kids: With the support and generosity of Canucks Season Ticket Members and sponsor partners, the Canucks Tickets for Kids program provides complimentary tickets to select children's charities.

Community Corner: each season, charities are invited to set up a table on the concourse at Rogers Arena and share information about their programs and services with Canucks fans.

The Province EMPTY STOCKING FUND

Empty Stocking Fund: The Vancouver Canucks' wives and girlfriends partner with the Province Empty Stocking Fund during the holiday season and host a balloon raffle on the concourse at Rogers Arena during two home games in the month of December. Through the sales of these prize balloons, thousands of dollars are raised in support of needy families during the holiday season.

Live 2 Give Day: Just as Canucks players have the opportunity to give their time to a number of charities throughout the season, Live 2 Give Day provides Canucks office staff with the same meaningful experience by enabling them to share their skills and knowledge with Lower Mainland charities. Canucks Sports & Entertainment closes its office for a full day so all 200+ staff can volunteer their time a local charity of their choosing.



PLAYERS



CAREER HIGHLIGHTS

2015.16 Appeared in 69 games in his second season with Vancouver, recording 28 points (15-13-28) and 14 penalty minutes...Set career highs in goals (15), assists (13), points (28), power play goals (2), power play points (7), game-winning goals (1) and shots on goal (107)...Tied a career high for most assists in a game with two, Mar. 5 at SJ...Tied a career high three game goal streak, Dec. 18-22.

2014.15 Split the season between Vancouver (2-0-2 in 3 GP), Calgary (0-4-4 in 15 GP), Utica (7-8-15 in 15 GP) and Adirondack (8-17-25 in 36 GP)...Collected his first goal as a Canuck and established a career high for most goals (2) in a game, Apr. 11 vs EDM...Appeared in his first game as a Canuck, Apr. 4 vs WPG...Acquired from the Calgary Flames in exchange for Vancouver's second round pick in the 2015 NHL Entry Draft, Mar. 2...Notched a hat trick (with Adirondack), Feb. 10 vs SYR...Recorded a natural hat trick in Game 3 of the AHL Western Conference Finals (with Utica) vs Grand Rapids.

2013.14 Registered 11 points (2-9-11) in 26 games played for Calgary...Notched his first career powerplay goal, Nov. 22/13 vs FLA...Registered 29 points (13-16-29) and 18 penalty minutes in 41 games with the Abbotsford Heat...Had a career-high 5 points (2-3-5), Apr. 4/14 vs RFD.

2012.13 Played in 32 games with the Abbotsford Heat registering 26 points (10-16-26) and 16 PIM...Picked up his first NHL assist, Feb. 28 at COL...Notched his first career multi-point game on Apr. 13 at EDM...Had a career-high seven game point streak (3-4-7), Apr. 13-25 which tied the team-high for the season.

2011.12 Played in 5 games for Calgary scoring 3 goals with 4 PIM...Made his NHL debut, Mar. 9 vs WPG and scored his first NHL goal, Mar. 11 vs MIN...Played in 47 games for Portland in the WHL collecting 94 points (33-61-94) and 35 PIM...finished 10th in WHL scoring and 8th in assists...Appeared in 22 post season registering 34 points (14-20-34) which led all WHL playoff scoring...Named WHL Player of the Week three times and named to WHL's Western Conference Second All-Star Team.

2010.11 In his debut WHL season with Portland, registered 85 points (34-51-85) and 74 PIM in 66 games...Led all WHL rookies in goals and points and finished 2nd for the Jim Piggott Memorial Trophy for Rookie of the Year.

2009.10 Played in 37 games for SC Langenthal (Swiss B) recording 11 points (6-5-11) and 10 PIM.

47

SVEN BAERTSCHI

(SVEHN BARR-chee)

POSITION LEFT WING

SHOOTS LEFT

HEIGHT 5'11"

WEIGHT 192 LBS

BIRTHPLACE

BERN, SWITZERLAND

BORN OCT. 5, 1992

DRAFTED

Calgary's first round selection, 13th overall in the 2011 NHL Entry Draft.

ACQUIRED

From Calgary in exchange for a 2015 second round draft selection March 2, 2015.

 @SvenBaertschi

REGULAR SEASON

PLAYOFFS

2015/16 GAME BY GAME

SEASON	CLUB	LEA	GP	G	A	PTS	PIM	GP	G	A	PTS	PIM
2008.09	Langenthal	SWISS	1	0	0	0	0					
2009.10	Langenthal	SWISS	37	6	5	11	10					
2010.11	Portland	WHL	66	34	51	85	74	21	10	17	27	16
2011.12	Calgary	NHL	5	3	0	3	4					
	Abbotsford	AHL	32	10	16	26	16					
	Portland	WHL	47	33	61	94	36	22	14	20	34	10
2012.13	Calgary	NHL	20	3	7	10	6					
2013.14	Calgary	NHL	26	2	9	11	6					
	Abbotsford	AHL	41	13	16	29	18	4	0	1	1	6
2014.15	Vancouver	NHL	3	2	0	2	4	2	0	0	0	0
	Calgary	NHL	15	0	4	4	6					
	Adirondack	AHL	36	8	17	25	6					
	Utica	AHL	15	7	8	15	4	16	6	7	13	4
2015.16	Vancouver	NHL	69	15	13	28	14					
VANCOUVER TOTALS			72	17	13	30	18	2	0	0	0	0
NHL TOTALS			138	25	33	58	40	2	0	0	0	0

CAREER HIGHS

Most Goals in a Game

2: TWICE—LATEST APR. 11/15 vs EDM

Most Assists in a Game

2: THREE TIMES—LATEST MAR. 5/16 at SJ

Most Points in a Game

2: EIGHT TIMES—LATEST MAR. 5/16 at SJ: 0-2-2

Hat Tricks

0

Game-Winning Goals

0

Power Play Goals

3: LATEST—FEB. 18/16 vs ANA

Shorthanded Goals

0

Overtime Points

0-0-0

Shootout Record

0/2; 0 GDG

Penalty Shot Record

0/0

NHL FIRSTS

First Goal Mar. 9/12 vs WPG

First Goal Mar. 11/12 at MIN

First Assist Feb. 28/13 at COL

STREAKS

Goals 3 games Twice – Latest Dec. 18–22/15: 3 goals

Assists 4 games Apr. 17–23/13: 5 assists

Points 7 games Apr. 13–25/13: 3-6-9

HONOURS

Portland Winterhawks MVP: 2012

WHL Western Conference Second All-Star Team: 2012

CHL Top Prospects Game: 2010

INTERNATIONAL

World Junior Championships: 2012, 2011

World U18 Championships: 2010, 2009

World Championships: 2014

BAERTSCHI vs NHL

TEAM	GP	G	A	PTS	PIM	TEAM	GP	G	A	PTS	PIM
Anaheim	8	1	1	2	2	Nashville	4	1	3	4	0
Arizona	11	1	3	4	0	New Jersey	4	1	2	3	0
Boston	2	1	1	2	0	NY Islanders	2	0	0	0	0
Buffalo	2	0	0	0	0	NY Rangers	2	1	0	1	0
Calgary	4	0	1	1	0	Ottawa	3	1	1	2	2
Carolina	2	1	1	2	0	Philadelphia	2	0	1	1	0
Chicago	6	1	0	1	0	Pittsburgh	1	0	0	0	0
Colorado	8	1	2	3	4	St. Louis	3	1	0	1	0
Columbus	4	0	2	2	2	San Jose	11	2	3	5	4
Dallas	4	0	1	1	6	Tampa Bay	3	2	0	2	0
Detroit	4	1	2	3	0	Toronto	3	1	0	1	2
Edmonton	9	3	3	6	4	Vancouver	4	0	0	0	2
Florida	4	2	1	3	0	Washington	5	0	1	1	0
Los Angeles	5	0	0	0	2	Winnipeg	7	0	2	2	8
Minnesota	7	2	1	3	0						
Montreal	4	1	1	2	2	Totals	138	25	33	58	40

Oct. 7	@ CGY	0-0	3/1	14:45
Oct. 10	vs CGY	0-1	0/0	13:38
Oct. 12	@ ANA	0-0	2/0	11:07
Oct. 13	@ LA	0-0	2/0	9:09
Oct. 16	vs STL	DNP		
Oct. 18	vs EDM	0-1	1/1	10:29
Oct. 22	vs WSH	0-0	0/0	8:00
Oct. 24	vs DET	0-0	0/0	6:45
Oct. 27	vs MTL	0-1	1/1	14:10
Oct. 29	@ DAL	0-0	3/0	9:15
Oct. 30	@ ARI	DNP		
Nov. 2	vs PHI	0-1	0/1	12:43
Nov. 4	vs BUF	DNP		
Nov. 7	@ PIT	0-0	2/1	11:50
Nov. 8	@ NY	1-1	1/1	8:52
Nov. 10	@ CBJ	0-0	1/1	13:03
Nov. 12	@ OTT	1-0	1/0	11:55
Nov. 14	@ TOR	0-0	0/2	9:54
Nov. 16	@ MTL	0-0	0/0	7:29
Nov. 18	@ WPG	0-0	3/2	9:50
Nov. 21	vs CHI	0-0	0/0	13:19
Nov. 22	vs NY	0-0	0/0	11:05
Nov. 25	@ MIN	DNP		
Nov. 27	@ DAL	0-0	1/0	8:10
Nov. 30	@ ANA	DNP		
Dec. 1	@ LA	0-0	0/0	8:31
Dec. 3	vs DAL	0-0	1/0	8:09
Dec. 5	vs BOS	DNP		
Dec. 7	vs BUF	0-0	2/0	11:02
Dec. 9	vs NY	0-0	1/0	11:38
Dec. 13	@ CHI	0-0	2/1	13:43
Dec. 15	@ MIN	0-0	0/1	13:52
Dec. 17	@ PHI	0-0	1/0	13:32
Dec. 18	@ DET	1-1	4/1	13:33
Dec. 20	@ FLA	1-0	2/1	13:42
Dec. 22	@ TB	1-0	2/1	8:57
Dec. 26	vs EDM	0-0	1/1	16:17
Dec. 28	vs LA	0-0	2/0	6:48
Jan. 1	vs ANA	INI		
Jan. 4	vs ARI	INI		
Jan. 6	vs CAR	1-1	1/1	14:46
Jan. 9	vs TB	1-0	1/0	15:14
Jan. 11	vs FLA	0-1	1/0	16:04
Jan. 14	@ WSH	0-0	0/2	15:24
Jan. 15	@ CAR	0-0	0/0	16:44
Jan. 17	@ NYI	0-0	0/0	16:36
Jan. 19	@ NY	1-0	3/0	17:07
Jan. 21	@ BOS	1-0	1/0	15:31
Jan. 23	@ PIT	0-0	1/1	13:21
Jan. 26	vs NSH	0-0	3/1	14:58
Feb. 4	vs CBJ	0-1	2/1	15:40
Feb. 6	vs CGY	0-0	3/2	11:39
Feb. 9	@ COL	1-0	2/1	14:50
Feb. 10	@ ARI	0-0	1/0	15:32
Feb. 13	vs TOR	1-0	1/1	14:22
Feb. 15	vs MIN	0-0	2/1	16:36
Feb. 18	vs ANA	1-0	3/0	14:05
Feb. 19	@ CGY	1-0	4/1	14:02
Feb. 21	vs COL	0-0	0/1	17:08
Feb. 25	vs OTT	0-0	1/0	14:29
Feb. 28	vs SJ	0-0	2/1	14:36
Mar. 1	vs NYI	0-0	5/1	17:35
Mar. 3	vs SJ	1-0	3/0	13:47
Mar. 5	@ SJ	0-2	2/2	18:42
Mar. 7	@ LA	0-0	2/1	16:51
Mar. 9	@ ARI	0-1	3/1	21:11
Mar. 12	vs NSH	1-0	2/0	16:52
Mar. 14	vs WPG	0-0	5/1	18:24
Mar. 16	vs COL	0-0	1/1	15:20
Mar. 18	@ EDM	0-0	3/1	17:31
Mar. 19	vs STL	0-0	2/1	15:40
Mar. 22	@ WPG	0-0	1/0	15:30
Mar. 24	@ NSH	0-1	1/0	15:08
Mar. 25	@ STL	0-0	1/1	14:41
Mar. 27	vs CHI	1-0	1/0	17:37
Mar. 29	vs SJ	0-0	2/0	15:21
Apr. 1	@ ANA	INI		
Apr. 4	vs LA	INI		
Apr. 6	@ EDM	INI		
Apr. 7	@ CGY	INI		
Apr. 9	vs EDM	INI		



55 ALEX BIEGA

(al-ehx bee-AY-guh)

POSITION DEFENCEMAN

SHOOTS RIGHT

HEIGHT 5'10"

WEIGHT 193 LBS

BIRTHPLACE

MONTREAL, QC

BORN APR. 4, 1988

DRAFTED

Buffalo's fifth round selection, 147th overall in the 2006 NHL Entry Draft.

ACQUIRED

Signed as a free agent on July 5, 2013.

 @ABiega4

CAREER HIGHLIGHTS

2015.16 Appeared in 51 games with the Canucks, registering six points (0-7-7) and 22 penalty minutes. Also played in 14 games with the Utica Comets of the AHL, collecting six points (1-5-6) and eight penalty minutes. Set NHL career highs for games played (51) and assists (7). Ranked fourth on the team in hits (119). Set a season high for the Canucks for most hits in a game (8), Mar. 24 at NSH. Collected his first NHL assist, Dec. 20/15 at FLA.

2014.15 Split the season between the Canucks and the Utica Comets in his debut NHL season and fifth AHL season. Scored his first goal (and GWG) in his first NHL game, Feb. 16, 2015 vs MIN. Appeared in 62 games with Utica, registering and 19 points (3-16-19). Made his playoff debut for Utica, leading them to the Calder Cup Final. Scored a career-high 4 points, all assists, in 23 playoff games.

2013.14 Appeared in 73 games in his first season with Utica, registering 22 points (3-19-22) and 53 penalty minutes. Made Comets debut on Oct. 11 at Rochester. Scored first goal as a Comet on Dec. 18 vs Abbotsford. Set AHL career high in games played with 73. Led defencemen on the team in scoring with 22 points.

2012.13 Skated in 72 games with Rochester in his third AHL season. Finished third amongst Rochester defencemen in scoring with 25 points. 20 assists and 25 points were career bests, while five goals tied his career best. Recorded two assists in three playoff contests against Toronto.

2011.12 Appeared in 65 games for Rochester in his second pro season, registering 23 points (5-18-23) and 47 penalty minutes. Also skated in three playoff games, notching three assists (0-3-3) and six penalty minutes.

2010.11 Skated in 61 games for the AHL Portland Pirates in his first season of professional hockey, notching 18 points (3-15-18), a +18 rating and 52 penalty minutes. Also added a goal and an assist (1-1-2) in 12 playoff contests.

2009.10 Appeared in his fourth and final season with Harvard, registering 10 points (2-8-10) and 30 penalty minutes in 33 games. Served as Team Captain.

2008.09 Served as Assistant Captain in his third season with Harvard, collecting 20 points (4-16-20) and a career-high 46 penalty minutes in 31 games.

2007.08 Tallied a career-high 22 points (3-19-22) in his sophomore season with Harvard. His 22 points led all Crimson defencemen. Was an All-Ivy League honourable mention.

2006.07 Led all rookie defencemen in the ECAC in scoring with 18 points (6-12-18) in 33 games. Named to the ECAC All-Rookie team and shared Team Rookie of the Year honours.

REGULAR SEASON

PLAYOFFS

2015.16 GAME BY GAME

SEASON	CLUB	LEA	GP	G	A	PTS	PIM	GP	G	A	PTS	PIM
2006.07	Harvard	ECAC	33	6	12	18	36	-	-	-	-	-
2007.08	Harvard	ECAC	34	3	19	22	28	-	-	-	-	-
2008.09	Harvard	ECAC	31	4	16	20	46	-	-	-	-	-
2009.10	Harvard	ECAC	33	2	8	10	30	-	-	-	-	-
2010.11	Portland	AHL	61	3	15	18	52	12	1	1	2	6
2011.12	Rochester	AHL	65	5	18	23	47	2	0	2	2	6
2012.13	Rochester	AHL	72	5	20	25	59	3	0	2	2	2
2013.14	Utica	AHL	73	3	19	22	53	-	-	-	-	-
2014.15	Vancouver	NHL	7	1	0	1	0	-	-	-	-	-
	Utica	AHL	62	3	16	19	24	23	0	4	4	16
2015.16	Vancouver	NHL	51	0	7	7	22	-	-	-	-	-
	Utica	AHL	14	1	5	6	8	-	-	-	-	-
VANCOUVER/NHL TOTALS			58	1	7	8	22	-	-	-	-	-

CAREER HIGHS

Most Goals in a Game

1: FEB. 16/15 vs MIN

Most Assists in a Game

1: SEVEN TIMES—LATEST APR. 9/16 vs EDM

Most Points in a Game

1: EIGHT TIMES—LATEST APR. 9/16 vs EDM; 2-2-4

Hat Tricks

0

Game-Winning Goals

1: FEB. 16/15 vs MIN

Power Play Goals

0

Shorthanded Goals

0

Overtime Points

0-0-0

Shootout Record

0/0: 0 GDG

Penalty Shot Record

0/0

NHL FIRSTS

First Game Feb. 16/15 vs MIN

First Goal Feb. 16/15 vs MIN

First Assist Dec. 20/15 at FLA

STREAKS

Goals N/A

Assists N/A

Points N/A

HONOURS

NCAA (ECAC) All-Academic Team: 2009

NCAA (ECAC) Third All-Star Team: 2009, 2008

NCAA (ECAC) All-Tournament Team: 2008

NCAA (ECAC) All-Rookie Team: 2007

INTERNATIONAL

World U17 Challenge: 2005

BIEGA vs NHL

TEAM	GP	G	A	PTS	PIM	TEAM	GP	G	A	PTS	PIM
Anaheim	3	0	1	1	2	Minnesota	3	1	0	1	0
Arizona	3	0	0	0	4	Nashville	3	0	0	0	0
Boston	2	0	0	0	0	New Jersey	2	0	0	0	0
Buffalo	2	0	0	0	0	NY Islanders	3	0	0	0	2
Calgary	2	0	0	0	0	NY Rangers	3	0	0	0	2
Carolina	2	0	1	1	0	Ottawa	1	0	0	0	0
Chicago	2	0	0	0	0	Philadelphia	1	0	0	0	2
Colorado	1	0	0	0	0	Pittsburgh	1	0	0	0	0
Columbus	1	0	0	0	0	St. Louis	2	0	0	0	0
Dallas	1	0	0	0	0	San Jose	5	0	0	0	2
Detroit	1	0	0	0	2	Tampa Bay	2	0	2	2	0
Edmonton	3	0	2	2	0	Washington	1	0	0	0	0
Florida	2	0	1	1	0	Winnipeg	2	0	0	0	2
Los Angeles	4	0	0	0	4						
						Total	58	1	7	8	22

Oct. 7	@ CGY	MIN					
Oct. 10	vs GY	MIN					
Oct. 12	@ ANA	MIN					
Oct. 13	@ LA	MIN					
Oct. 16	vs STL	MIN					
Oct. 18	vs EDM	MIN					
Oct. 22	vs WSH	MIN					
Oct. 24	vs DET	MIN					
Oct. 27	vs MTL	MIN					
Oct. 29	@ DAL	MIN					
Oct. 30	@ ARI	MIN					
Nov. 2	vs PHI	MIN					
Nov. 4	vs PIT	MIN					
Nov. 7	@ BUF	MIN					
Nov. 8	@ NJ	DNP	1/2				18:04
Nov. 10	@ CBJ	DNP					
Nov. 12	@ OTT	DNP					
Nov. 14	@ TOR	DNP					
Nov. 16	@ MTL	DNP					
Nov. 18	@ WPG	DNP					
Nov. 21	vs CHI	DNP					
Nov. 22	vs NJ	DNP					
Nov. 25	@ MIN	DNP					
Nov. 27	@ DAL	DNP					
Nov. 30	@ ANA	DNP					
Dec. 1	@ LA	0-0				0/0	18:30
Dec. 3	vs DAL	0-0				0/0	14:59
Dec. 5	vs BOS	DNP					
Dec. 7	vs BUF	0-0				2/2	16:27
Dec. 9	vs NY	0-0				0-0	19:02
Dec. 13	@ CHI	0-0				1/0	16:31
Dec. 15	@ MIN	0-0				4-1	18:29
Dec. 17	@ PHI	0-0				1/0	15:30
Dec. 18	@ DET	0-0				3/1	19:08
Dec. 20	@ FLA	0-1				1/0	19:39
Dec. 22	@ TB	0-1				1/1	16:37
Dec. 26	vs EDM	0-0				1-1	20:31
Dec. 28	vs LA	0-0				2-1	19:44
Jan. 1	vs ANA	0-0				3/0	18:21
Jan. 4	vs ARI	0-0				2/0	20:33
Jan. 6	vs CAR	0-1				2-1	16:36
Jan. 9	vs TB	0-1				0/1	19:08
Jan. 11	vs FLA	0-0				0/0	20:51
Jan. 14	@ WSH	0-0				0-2	17:02
Jan. 15	@ CAR	0-0				0-1	18:17
Jan. 17	@ NYI	0-0				1/0	16:04
Jan. 19	@ NY	0-0				0-0	15:31
Jan. 21	@ BOS	0-0				2-1	17:49
Jan. 23	@ PIT	0-0				1-1	16:43
Jan. 26	vs NSH	0-0				3-1	16:01
Feb. 4	vs CBJ	0-0				0/0	17:33
Feb. 6	vs CGY	DNP					
Feb. 9	@ COL	DNP					
Feb. 10	@ ARI	0-0				2/1	15:56
Feb. 13	vs TOR	DNP					
Feb. 15	vs MIN	0-0				1-4	13:33
Feb. 18	vs ANA	0-0				0-1	12:37
Feb. 19	@ CGY	0-0				2-1	16:50
Feb. 21	vs COL	0-0				1/1	13:35
Feb. 25	vs OTT	0-0				2/1	11:41
Feb. 28	vs SJ	0-0				3-0	17:41
Mar. 1	vs NYI	0-0				3-1	14:24
Mar. 3	vs SJ	0-0				3/0	15:38
Mar. 5	@ SJ	0-0				1/0	13:58
Mar. 7	@ LA	0-0				1-1	13:47
Mar. 9	vs ARI	0-0				0/0	15:18
Mar. 12	vs NSH	0-0				2-1	11:05
Mar. 14	vs WPG	0-0				0-0	17:23
Mar. 16	vs COL	INJ					
Mar. 18	@ EDM	INJ					
Mar. 19	vs STL	0-0				1-1	16:34
Mar. 22	@ WPG	0-0				1/0	19:35
Mar. 24	@ NSH	0-0				1-1	17:26
Mar. 25	@ STL	DNP					
Mar. 27	vs CHI	0-0				1/1	17:42
Mar. 29	vs SJ	0-0				1/1	18:22
Mar. 31	@ SJ	0-0				0-1	16:53
Apr. 1	@ ANA	0-1				0/2	19:29
Apr. 4	vs LA	0-0				0/1	17:17
Apr. 6	@ EDM	0-1				0-1	16:19
Apr. 7	@ CGY	0-0				2-1	13:25
Apr. 9	vs EDM	0-1				1/1	15:28



14 ALEX BURROWS

(al-ehx BUHR-ohz)

POSITION LEFT WING

SHOOTS LEFT

HEIGHT 6'11"

WEIGHT 197 LBS

BIRTHPLACE
PINCOURT, QC

BORN APR. 11, 1981

ACQUIRED

Signed as a free agent on
November 8, 2005.

 @aburr14

CAREER HIGHLIGHTS

2015.16 Finished his 11th season with the Canucks, collecting 22 points (9-13-22), two power play goals and 49 penalty minutes in 77 games...Now ranks 8th in games played (765), 11th in goals (184), and 16th in scoring (364) in franchise history...Appeared in his 700th career game, Nov. 2 vs PHL, becoming just the 8th player in franchise history to appear in 700 games, all in a Canucks uniform...Recorded his first career penalty shot goal, Oct. 29 at DAL.

2014.15 Completed his 10th season with the Canucks, recording 33 points (18-15-33) in 70 games...Ranked t-3rd on the team in goals (18), t-6th in points (33) and t-5th in power play goals (4)...Became the first Canucks player to register two goals in 17 seconds or less since Steve Bernier last accomplished the feat at 12 seconds on Jan. 7/09 at EDM, Mar. 17 vs PHL...Moved into 9th place for most GP in franchise history (674), Feb. 13 vs BOS.

2013.14 Appeared in 49 games, collecting 15 points (5-10-15) and 71 penalty minutes...Collected his 300th career point, Mar. 10/14 vs NYL...Appeared in his 600th career game, Mar. 2/14 vs OTT...Played for Canada at the 2014 World Championships collecting one assist (0-1-1) and four penalty minutes in seven games played.

2012.13 Appeared in 47 games, collecting 24 points (13-11-24) and 54 penalty minutes...Finished first on the Canucks in goal scoring with 13 goals...Set a franchise record, scoring the quickest goal to start a game at six seconds in to pass Trevor Linden's previous record of nine seconds (Jan. 16/94), Mar. 16/13 vs DET.

2011.12 Collected 52 points (28-24-52) and 90 penalty minutes in 80 games in his seventh NHL season...Set a career season high for most game-winning goals (7) and ranked tied for 11th in the League in this category...Moved into second place in franchise history for most shorthanded goals, Apr. 5 at CGY...Appeared in his 500th career game, Feb. 21 at NSH...Moved into 10th place in franchise history for most game-winning goals with his 21st tally of the season, Feb. 18 vs TOR.

2010.11 Collected 48 points (26-22-48) and 77 penalty minutes in 72 games in his sixth NHL season...Recorded a 10-game scoring streak from Jan. 22 to Feb. 14...Among Canucks to register at least 50 shots, led in shooting percentage during the regular season (17.1%) and playoffs (14.5%)...Notched the first goal of a game on nine occasions, ranking tied for third in the League...Ranked 14th in the League and tied for fourth on the team for best plus/minus (+26)...Notched his 100th career goal, Feb. 9 vs ANA...Set the Canucks longest goal-scoring streak of the season at four games, Jan. 24-Feb. 2...Ranked second among all Canucks in playoff goals (9)...Notched two overtime game-winning goals this postseason (Apr. 26 and Jun. 4)...Became the second player in club history and 14th in NHL history to net two or more series-winning overtime goals, Apr. 26 vs CHL...Recorded a career high 17 playoff points (9-8-17) in 25 postseason games.

2009.10 Registered a career high six points (3-3-6) in 12 playoff games...Played in his third consecutive 82-game season recording 67 points (35-32-67) and 121 penalty minutes...Led the League in shorthanded points (5-2-7)...Set career highs in goals (35), assists (32) and points (67)...Won the Most Exciting Player Award chosen by fans for the third straight season...Ranked t-10th in NHL goals (35), 9th in +/- (+34) and 1st in shorthanded points (7)...Set a career high in goals with his 29th of the season, Mar. 5 at CHI...Set a career high in points with his 52nd and 53rd points of the season (1-1-2), Mar. 2 at CBJ...Set a club record for most goals in January (15)...Named NHL First Star of the Week (Jan. 4-10), recording 6 goals, 1 assist (6-1-7) and 2 consecutive hat tricks in a 3-game span...Recorded back to back hat tricks becoming the third player to do so in franchise history, Jan. 5 & 7.

2008.09 Played in all 82 games, recording 51 points (28-23-51) and 150 penalty minutes...Set career highs in goals (28), assists (23) and points (51) in a season...Led the Canucks and ranked tied for fourth in the League for most shorthanded goals (4)...Notched four points (3-1-4) in 10 playoff games...Recorded the game-winning goal in Game 4 versus St. Louis to help propel the team into the second round of the Playoffs, Apr. 21/09 at STL.

2007.08 Set career highs in games played (82), goals (12), assists (19), points (31) and penalty minutes (179) in one season.

2006.07 Set a career high for games played (80)...Scored his first career Playoff goal and point, May 3 at ANA.

2005.06 Recorded his first career hat trick (including the GWG) and was named 1st star, becoming the fifth Canucks player in club history to score a hat trick as a rookie, Mar. 27 vs LA...Notched his first NHL career goal and assist and was named second star, Jan. 10 vs TOR...Scored three goals and six assists in the North Division finals vs Grand Rapids...Scored three goals and one assist in the North Division Semi-Finals against Syracuse.

2004.05 Scored his first AHL goal, Nov. 4 vs Utah...Registered his first career AHL point (an assist), Oct. 29 at Rochester...Had five goals and one assist in three games with Columbia (ECHL) before being recalled to Manitoba Oct. 29...Played in all 14 Playoff games with Manitoba.

REGULAR SEASON

PLAYOFFS

2015.16 GAME BY GAME

SEASON	CLUB	LEA	GP	G	A	PTS	PIM	GP	G	A	PTS	PIM
2000.01	Shawinigan	QMJHL	63	16	14	30	105	10	2	1	3	8
2001.02	Shawinigan	QMJHL	64	35	35	70	184	12	9	11	20	34
2002.03	Greenville	ECHL	53	9	17	26	201	-	-	-	-	-
	Baton Rouge	ECHL	13	4	2	6	64	-	-	-	-	-
2003.04	Manitoba	AHL	2	0	0	0	0	-	-	-	-	-
	Columbia	ECHL	64	29	44	73	194	4	2	0	2	28
2004.05	Manitoba	AHL	72	9	17	26	107	14	0	3	3	37
	Columbia	ECHL	4	5	1	6	4	-	-	-	-	-
2005.06	Vancouver	NHL	43	7	5	12	61	-	-	-	-	-
	Manitoba	AHL	33	12	18	30	57	13	6	7	13	27
2006.07	Vancouver	NHL	81	3	6	9	93	11	1	0	1	14
2007.08	Vancouver	NHL	82	12	19	31	179	-	-	-	-	-
2008.09	Vancouver	NHL	82	28	23	51	150	10	3	1	4	20
2009.10	Vancouver	NHL	82	35	32	67	121	12	3	3	6	22
2010.11	Vancouver	NHL	72	26	22	48	77	25	9	8	17	34
2011.12	Vancouver	NHL	80	28	24	52	90	5	1	0	1	7
2012.13	Vancouver	NHL	47	13	11	24	54	4	2	1	3	6
2013.14	Vancouver	NHL	49	5	10	15	71	-	-	-	-	-
2014.15	Vancouver	NHL	70	18	15	33	68	3	0	2	2	21
2015.16	Vancouver	NHL	79	9	13	22	49	-	-	-	-	-

VANCOUVER/NHL TOTALS

767 184 180 364 1,013 **70 19 15 34 124**

CAREER HIGHS

Most Goals in a Game	3: THREE TIMES—LATEST JAN. 7/10 vs PHX
Most Assists in a Game	3: JAN. 23/10 vs CHI
Most Points in a Game	4: JAN. 30/10 at TOR; 2-2-4
Hat Tricks	3: THREE TIMES—LATEST JAN. 7/10 vs PHX
Game-Winning Goals	27: LATEST—MAR. 17/15 vs PHI
Power Play Goals	18: LATEST—NOV. 21/15 vs CHI
Shorthanded Goals	17: LATEST—MAR. 31/15 at NSH
Overtime Points	1-3-4
Shootout Record	16/40: 5 GDG
Penalty Shot Record	1/5: LATEST—OCT. 29/15 at DAL, goal (Niemi)

NHL FIRSTS

First Game	Jan. 2/06 at STL
First Goal	Jan. 10/06 vs TOR
First Assist	Jan. 10/06 vs TOR

STREAKS

Goals	5 games	Jan. 11-21/10: 6 goals
Assists	3 games	Five times (latest Jan. 3-7/11: 4 assists)
Points	12 games	Dec. 31/09-Jan. 25/10: 13-6-19

HONOURS

Vancouver Canucks Most Exciting Player: 2009.10, 2008.09, 2007.08
 Fred J. Hume Award (Canucks Unsung Hero): 2007.08
 Manitoba Moose's Hardest Working Player: 2004.05
 Selected to the ECHL All-Star Game: 2003.04

INTERNATIONAL

World Championships: 2014, 2012

BURROWS vs NHL

TEAM	GP	G	A	PTS	PIM	TEAM	GP	G	A	PTS	PIM
Anaheim	41	9	8	17	70	Montreal	14	2	3	5	29
Arizona	40	12	5	17	46	Nashville	37	12	7	19	74
Boston	9	2	0	2	14	New Jersey	8	3	2	5	6
Buffalo	9	1	3	4	18	NY Islanders	10	2	2	4	4
Calgary	60	17	17	34	80	NY Rangers	11	3	3	6	40
Carolina	10	4	2	6	6	Ottawa	15	5	3	8	12
Chicago	34	5	10	15	52	Philadelphia	9	3	5	8	6
Colorado	52	10	16	26	41	Pittsburgh	10	2	2	4	22
Columbus	35	10	10	20	18	St. Louis	36	9	9	18	38
Dallas	38	9	4	13	82	San Jose	41	7	10	17	44
Detroit	35	7	6	13	34	Tampa Bay	11	2	5	7	13
Edmonton	59	13	15	28	79	Toronto	15	9	7	16	15
Florida	11	2	2	4	6	Washington	12	0	1	1	6
Los Angeles	39	9	9	18	52	Winnipeg	13	7	4	11	4
Minnesota	53	8	10	18	102						

Total 767 184 180 364 1,013

Oct. 7	@ CGY	1-1	3/2	16:49
Oct. 10	vs CGY	0-0	1/1	15:25
Oct. 12	@ ANA	0-0	0/0	16:04
Oct. 13	@ LA	0-1	2/1	12:58
Oct. 16	vs STL	0-1	0/1	14:15
Oct. 18	vs EDM	0-0	0/0	16:28
Oct. 22	vs WSH	0-0	2/0	16:16
Oct. 22	vs DET	0-2	2/1	16:11
Oct. 24	vs MTL	0-0	0/1	17:28
Oct. 27	@ DAL	1-0	3/0	18:28
Oct. 30	@ ARI	1-0	2/1	16:18
Nov. 2	vs PHI	0-0	2/1	14:30
Nov. 4	vs PIT	0-0	0/0	13:55
Nov. 7	@ BUF	0-0	4/0	15:49
Nov. 8	@ NJ	0-0	2/0	14:50
Nov. 10	@ CBJ	0-0	1/1	16:48
Nov. 12	@ OTT	0-0	1/0	13:43
Nov. 14	@ TOR	1-0	3/0	14:41
Nov. 16	@ MTL	DNP	-	-
Nov. 18	@ WPG	0-1	2/1	18:15
Nov. 21	vs CHI	1-0	4/1	15:31
Nov. 22	@ NYI	0-0	5/0	20:38
Nov. 25	@ MIN	0-0	2/0	14:32
Nov. 27	@ DAL	0-0	2/0	15:12
Nov. 30	@ ANA	0-0	5/2	18:04
Dec. 1	@ LA	0-0	1/0	15:36
Dec. 3	vs DAL	0-0	1/1	14:01
Dec. 5	vs BOS	0-0	0/1	15:55
Dec. 7	vs BUF	0-0	3/0	16:43
Dec. 9	vs NYI	0-0	1/0	12:24
Dec. 13	@ CHI	0-0	1/1	17:27
Dec. 15	@ MIN	0-0	1/0	10:55
Dec. 17	@ PHI	0-0	1/0	15:11
Dec. 18	@ DET	0-0	4/1	16:02
Dec. 20	@ FLA	0-0	3/1	17:30
Dec. 22	@ TB	0-0	1/0	18:56
Dec. 26	vs EDM	INI	-	-
Dec. 28	vs LA	0-0	0/1	11:18
Jan. 1	vs ANA	0-1	1/1	14:15
Jan. 4	vs ARI	0-0	4/0	14:46
Jan. 6	vs CAR	0-0	1/0	15:40
Jan. 9	vs TB	0-0	1/0	13:36
Jan. 11	vs FLA	0-0	1/0	16:25
Jan. 14	@ WSH	0-0	2/1	14:18
Jan. 15	@ CAR	0-0	1/1	14:04
Jan. 17	@ NYI	0-0	1/1	15:45
Jan. 19	@ NY	1-0	3/1	13:45
Jan. 21	@ BOS	1-0	2/0	16:24
Jan. 23	@ PIT	0-0	2/2	15:30
Jan. 26	vs NSH	0-0	0/0	13:58
Feb. 4	vs CBJ	0-0	0/0	14:35
Feb. 6	vs CGY	0-1	3/1	14:37
Feb. 9	@ COL	0-1	1/1	15:15
Feb. 10	@ ARI	0-0	1/0	17:31
Feb. 13	vs TOR	0-0	2/1	11:19
Feb. 15	vs MIN	0-0	1/0	10:32
Feb. 18	vs ANA	0-0	0/0	13:26
Feb. 19	@ CGY	0-0	3/2	14:23
Feb. 21	vs COL	0-0	0/0	14:52
Feb. 25	vs OTT	0-0	2/0	11:57
Feb. 28	vs SJ	0-0	0/1	14:29
Mar. 1	vs NYI	0-0	2/1	12:20
Mar. 3	vs SJ	0-0	1/1	12:08
Mar. 5	@ SJ	1-0	2/1	12:18
Mar. 7	@ LA	0-0	1/0	12:03
Mar. 9	vs ARI	0-0	2/1	9:26
Mar. 12	vs NSH	0-2	1/2	15:22
Mar. 14	vs WPG	INI	-	-
Mar. 16	vs COL	0-0	1/0	15:03
Mar. 18	@ EDM	0-0	5/0	16:21
Mar. 19	vs STL	0-0	0/1	13:41
Mar. 22	@ WPG	0-0	2/1	16:42
Mar. 24	@ NSH	0-1	1/1	16:29
Mar. 25	@ STL	0-0	0/1	12:21
Mar. 27	vs CHI	1-0	4/1	14:41
Mar. 29	vs SJ	0-0	3/1	14:00
Mar. 31	@ SJ	0-1	3/1	14:58
Apr. 1	@ ANA	0-0	1/0	16:26
Apr. 4	vs LA	0-0	1/0	15:18
Apr. 6	@ EDM	0-0	2/0	17:51
Apr. 7	@ CGY	0-0	2/1	16:51
Apr. 9	vs EDM	0-0	3/0	20:38

NHL MILESTONES

100th NHL Game	Feb. 16/07 at CHI
500th NHL Game	Feb. 21/12 at NSH
700th NHL Game	Nov. 2/15 vs PHI
100th NHL Point	Apr. 2/09 vs ANA
300th NHL Point	Mar. 10/14 vs NYI
100th NHL Goal	Feb. 9/11 vs ANA
100th NHL Assist	Jan. 14/11 at WSH



45

MICHAEL CHAPUT

(MIGH-kuhl sha-PUT)

POSITION CENTRE

SHOOTS LEFT

HEIGHT 6'2"

WEIGHT 202 LBS

BIRTHPLACE

ILE BIZARD, QC

BORN APR. 9, 1992

DRAFTED

Philadelphia's first selection, 89th overall, in the 2010 NHL Entry Draft.

ACQUIRED

Signed as a free agent on July 1, 2016.

 @MichaelChaput62

CAREER HIGHLIGHTS

2015.16 Split the season between Columbus and the AHL Lake Erie Monsters...In eight games with Columbus, posted a goal and an assist (1-1-2) along with five penalty minutes and in 63 games with Lake Erie, finished second on the team in scoring with 45 points (16-29-45) along with 31 penalty minutes...His 16 goals also ranked fourth on the team while his 29 assists ranked second...Collected eight points (2-6-8) along with 13 penalty minutes in 17 playoff games to help the Monsters capture their first Calder Cup Championship.

2014.15 Split the season between Columbus (1-4-5 and 21 penalty minutes in 33 games) and the AHL Springfield Falcons (10-11-21 and 22 penalty minutes in 45 games)...Notched his first career NHL goal, Dec. 18 vs WSH.

2013.14 Split the season between the Blue Jackets (0-1-1 in 17 games) and the AHL Springfield Falcons (19-26-45 in 55 games)...Registered his first NHL point (assist), Nov. 22 at VAN...Made his NHL debut, Oct. 27 vs ANA...His 45 points led the Falcons in scoring...Added 2 goals and 1 assist along with 6 penalty minutes in five AHL playoff games.

2012.13 Skated in 73 games for Columbus AHL affiliate Springfield, registering 13 goals and 19 assists along with 57 penalty minutes...Signed to a three-year entry level contract by the Blue Jackets in April 2012...Scored one goal and one assist along with 4 penalty minutes in eight AHL playoff games.

2011.12 Joined the Shawinigan Cataractes to start the season, notching 21 goals and 42 assists in 57 games...Scored above a point-per-game pace in the QMJHL playoffs with 12 points (four goals and eight assists) in 11 games.

2010.11 Was the second-leading scorer for the Lewiston MAINEiacs in his third QMJHL season, registering 59 points (25-34-59) with 97 penalty minutes in 62 games...Tied for the team lead in playoff scoring, finishing with 20 points (7-13-20) in 13 games...Had NHL rights traded to Columbus from Philadelphia in February 2011.

2009.10 Played in 68 games for the Lewiston MAINEiacs, registering 55 points (28-27-55) along with 60 penalty minutes...Added one assist in four playoff games...Selected by Philadelphia in the third round (89th overall) in the 2010 NHL Draft.

2008.09 In his QMJHL rookie season, played 29 games for the MAINEiacs scoring 10 points (3-7-10) along with 34 penalty minutes.

REGULAR SEASON

PLAYOFFS

2015.16 GAME BY GAME

SEASON	CLUB	LEA	GP	G	A	PTS	PIM	GP	G	A	PTS	PIM
2008.09	Lewiston	QMJHL	29	3	7	10	34	-	-	-	-	-
2009.10	Lewiston	QMJHL	68	28	27	55	60	4	0	1	1	2
2010.11	Lewiston	QMJHL	62	25	34	59	97	13	7	13	20	11
2011.12	Shawinigan	QMJHL	57	21	42	63	47	11	4	8	12	2
2012.13	Springfield	AHL	73	13	19	32	57	8	1	1	2	4
2013.14	Springfield	AHL	55	19	26	45	51	5	2	1	3	6
2013.14	Columbus	NHL	17	0	1	1	2	-	-	-	-	-
2014.15	Columbus	NHL	33	1	4	5	21	-	-	-	-	-
	Springfield	AHL	45	10	11	21	22	-	-	-	-	-
2015.16	Columbus	NHL	8	1	1	2	5	-	-	-	-	-
	Lake Erie	AHL	63	16	29	45	31	17	2	6	8	13
NHL TOTALS			58	2	6	8	28	-	-	-	-	-

CAREER HIGHS

Most Goals in a Game	1: TWICE—LATEST DEC. 4/15 vs FLA
Most Assists in a Game	1: SIX TIMES—LATEST MAR. 19/16 vs NJ
Most Points in a Game	2: EIGHT TIMES—LATEST MAR. 19/16 vs NJ; 0-1-1
Hat Tricks	0
Game-Winning Goals	0
Power Play Goals	0
Shorthanded Goals	0
Overtime Points	0-0-0
Shootout Record	0/0: 0 GDG
Penalty Shot Record	0/0

NHL FIRSTS

STREAKS

First Game	Oct. 27/13 vs ANA	Goals	N/A
First Goal	Dec. 18/14 vs WSH	Assists	N/A
First Assist	Nov. 22/13 at VAN	Points	N/A

HONOURS

CHL Memorial Cup MVP (Stafford Smythe Trophy): 2012
 CHL Memorial Cup All-Star Team: 2012
 CHL Memorial Cup Most Points (Ed Chynoweth Award): 2012

CHAPUT vs NHL

TEAM	GP	G	A	PTS	PIM	TEAM	GP	G	A	PTS	PIM
Anaheim	2	0	0	0	2	Montreal	1	0	0	0	0
Anaheim	2	0	0	0	0	Nashville	3	0	0	0	2
Arizona	1	0	0	0	0	New Jersey	3	0	1	1	0
Boston	3	0	0	0	2	NY Islanders	1	0	0	0	0
Buffalo	1	0	1	1	0	NY Rangers	2	0	1	1	4
Calgary	2	0	0	0	2	Ottawa	4	0	0	0	2
Carolina	3	0	0	0	0	Philadelphia	4	0	0	0	7
Chicago	1	0	0	0	0	Pittsburgh	3	0	0	0	0
Colorado	1	0	0	0	0	San Jose	2	0	0	0	0
Dallas	1	0	0	0	0	Tampa Bay	2	0	1	1	0
Detroit	3	0	0	0	0	Toronto	2	0	0	0	0
Edmonton	2	0	0	0	0	Vancouver	1	0	1	1	0
Florida	3	1	1	2	2	Washington	4	1	0	1	7
Los Angeles	2	0	0	0	0						
Minnesota	1	0	0	0	0	Total	58	2	6	8	28

Oct. 9	vs NY	MIN		
Oct. 10	@ NY	MIN		
Oct. 12	@ BUF	MIN		
Oct. 14	vs OTT	MIN		
Oct. 16	vs TOR	MIN		
Oct. 17	@ CHI	MIN		
Oct. 20	vs NYI	MIN		
Oct. 22	@ MIN	MIN		
Oct. 24	@ COL	MIN		
Oct. 27	@ NJ	MIN		
Oct. 30	@ WSH	MIN		
Oct. 31	vs WPG	MIN		
Nov. 3	@ SJ	MIN		
Nov. 5	@ LA	MIN		
Nov. 6	@ ANA	MIN		
Nov. 10	vs VAN	MIN		
Nov. 13	@ PIT	MIN		
Nov. 14	vs ARI	MIN		
Nov. 17	vs STL	MIN		
Nov. 19	@ OTT	MIN		
Nov. 20	vs NSH	MIN		
Nov. 22	vs SJ	MIN		
Nov. 25	@ NJ	MIN		
Nov. 27	vs PIT	MIN		
Nov. 28	@ STB	MIN		
Dec. 1	@ MTL	MIN		
Dec. 4	vs FLA	MIN	2/1	9:57
Dec. 5	@ PHI	MIN	0-0	10:35
Dec. 8	vs LA	MIN	0-0	9:52
Dec. 10	@ WPG	MIN	0/0	
Dec. 12	vs NYI	MIN		
Dec. 14	vs TB	MIN		
Dec. 15	@ DAL	MIN		
Dec. 17	@ ARI	MIN		
Dec. 19	vs PHI	MIN		
Dec. 21	@ PIT	MIN		
Dec. 26	@ TB	MIN		
Dec. 27	@ FLA	MIN		
Dec. 29	vs DAL	MIN		
Jan. 2	vs WSH	MIN		
Jan. 5	vs MIN	MIN		
Jan. 8	@ CAR	MIN		
Jan. 9	vs CAR	MIN		
Jan. 12	@ NYI	MIN		
Jan. 13	@ TOR	MIN		
Jan. 16	vs COL	MIN		
Jan. 19	vs WSH	MIN		
Jan. 21	vs CGY	MIN		
Jan. 23	@ BOS	MIN		
Jan. 25	vs MTL	MIN		
Jan. 26	@ MTL	MIN		
Feb. 2	@ EDM	MIN		
Feb. 4	@ VAN	MIN		
Feb. 5	@ CGY	MIN		
Feb. 9	vs NYI	MIN		
Feb. 11	vs ANA	MIN		
Feb. 13	vs WSH	MIN		
Feb. 16	vs BOS	MIN		
Feb. 19	vs BUF	MIN		
Feb. 22	@ BOS	MIN		
Feb. 23	@ NJ	MIN		
Feb. 25	vs NJ	MIN		
Feb. 27	vs FLA	MIN		
Feb. 29	@ NY	MIN		
Mar. 4	vs EDM	MIN		
Mar. 5	@ PHI	MIN		
Mar. 8	vs DET	MIN		
Mar. 11	vs PIT	MIN		
Mar. 13	vs TB	MIN		
Mar. 17	vs DET	MIN	0-1	8:11
Mar. 19	vs NJ	MIN	0-1	4/1
Mar. 20	@ NJ	MIN	0-0	8:57
Mar. 22	vs PHI	MIN	0-0	3/0
Mar. 24	vs CAR	MIN	0-0	9:25
Mar. 26	@ NSH	MIN		
Mar. 28	@ WSH	MIN		
Mar. 31	@ NYI	MIN		
Apr. 2	@ CAR	MIN		
Apr. 4	vs NY	MIN		
Apr. 6	@ TOR	MIN		
Apr. 8	@ BUF	MIN		
Apr. 9	vs CHI	MIN		



15 DEREK DORSETT

(DER-rick DOHRS-ihst)

POSITION RIGHT WING

SHOOTS RIGHT

HEIGHT 6'0"

WEIGHT 192 LBS

BIRTHPLACE

KINDERSLEY, SK

BORN DEC. 20, 1986

DRAFTED

Columbus' seventh round selection, 189th overall, in the 2006 NHL Entry Draft.

ACQUIRED

From the New York Rangers in exchange for the 85th pick in the 2014 NHL Entry Draft on June 27, 2014.

 @Twigy15

CAREER HIGHLIGHTS

2015.16 Completed his eighth NHL season and second with the Canucks, collecting 11 points (5-11-16) and a League-high 177 penalty minutes in 71 games...Ranked third on the team in hits (127) and seventh in blocked shots (44)...Recorded two multipoint games (Oct. 27 vs MTL and Apr. 9 vs EDM).

2014.15 Completed his first season as a Canuck, recording 25 points (7-18-25) and 175 penalty minutes in 79 games...Set a new career-high for assists in a season (18) and points in a season (7-18-25)...Ranked first on the team and third in the League in penalty minutes...Signed a four-year extension, Apr. 8...Appeared in his 400th NHL game, Mar. 22 at ARI...Notched the GWG and set a career high for most points in a game (1-2-3), Mar. 14 vs TOR...Registered first goal as a Canuck (also second career SHG and third career GWG), Nov. 1 at EDM...Registered first point (an assist) as a Canuck, Oct. 21 at DAL...Appeared in first game as a Canuck, Oct. 8 at CGY...Registered 20 penalty minutes in six playoff games vs CGY.

2013.14 Ranked 10th in the NHL in penalty minutes (128) in the regular season...Was credited with three hits while skating in his 300th career NHL game, Nov. 17 vs LA...Registered one assist (0-1-1) and 19 penalty minutes in 23 playoff games...Ranked fourth on the team in hits (56) and tied for fifth in penalty minutes (9) in the playoffs.

2012.13 Acquired by the New York Rangers from Columbus, along with Derick Brassard, John Moore, and a sixth round pick in 2014, in exchange for Marian Gaborik, Steven Delisle, and Blake Parlett, Apr. 3...Registered his first career Gordie Howe Hat Trick with a goal, assist and fighting major, Feb. 21 at DET...Established playoff career-highs in games played (11), assists (one), points (one), penalty minutes (28), shots on goal (13), hits (28) and blocked shots (six)...Led the team in playoff penalty minutes and tied for sixth in playoff hits...Made his Rangers debut, May 4 at WSH...Tallied his first career playoff point with an assist, May 13 at WSH...Recorded one assist, along with 25 penalty minutes in four games with EC Red Bull Salzburg of the Erste Bank Eishockey Liga (EBEL).

2011.12 Notched a career-high 12 goals and added eight assists in 77 regular season contests...Led the NHL in penalty minutes and was one of only three players to rank first in PIM and post double-digit goals since the start of the 1996-97 season...Led the Blue Jackets in hits (199) and ranked fourth in takeaways (36)...Set career-highs in goals (12), points (20), games played (77), power play goals (2), shorthanded goals (1), game-winning goals (1), shots (137), and time on ice average...Skated in the 200th NHL game, Nov. 23 at NJ...Recorded his first multi-goal game, including his first shorthanded goal, Dec. 2 at EDM.

2010.11 Recorded four goals and 13 assists in 76 regular season games with Columbus...Led the team and ranked fifth in the NHL in penalty minutes (184)...Ranked 24th in the NHL in hits (195).

2009.10 Led the Blue Jackets in plus/minus rating (+6)...Skated in the 100th game of his NHL career, Apr. 3 vs WSH...Notched four goals and 10 assists in 51 regular season contests.

2008.09 Led all NHL rookies and ranked 17th (tied) overall in the NHL in PIM (150)...Scored his first career goal, a game-winner, Oct. 21 vs VAN...Made his NHL debut, Oct. 11 at PHX...Tallied a goal, five assists, and 35 PIM in seven games with the Syracuse Crunch...Made his Stanley Cup Playoffs debut, Apr. 18 at DET.

2007.08 Posted 10 goals and eight assists in 64 games played...Tallied one assist and added 56 penalty minutes in 12 playoff contests with the Crunch...Ranked third in the AHL with 289 penalty minutes, and first among all league rookies...Recorded a plus-5 rating and 14 shots on goal.

2006.07 Ranked third in the WHL in PIM (206) and helped Medicine Hat claim the WHL Championship...Recorded 19 goals and 45 assists in 61 games for the Tigers.

2005.06 Scored 25 goals and 23 assists in 68 regular season contests...Led the team with 279 penalty minutes...Recorded eight goals and four assists along with 53 penalty minutes in 13 playoff games...Was named Tigers Playoff MVP...tied for first on the team in playoff goals and ranked first in penalty minutes.

2004.05 Scored five goals and registered 11 assists in 51 games in his first junior hockey season...Ranked third on the team in penalty minutes (108)...Scored five goals and added an assist in 13 playoff games.

REGULAR SEASON

PLAYOFFS

2015.16 GAME BY GAME

SEASON	CLUB	LEA	GP	G	A	PTS	PIM	GP	G	A	PTS	PIM
2004.05	Medicine Hat Kindersley	WHL	51	5	11	16	108	13	5	1	6	35
		SJHL	25	12	8	20	172	-	-	-	-	-
2005.06	Medicine Hat	WHL	68	25	23	48	279	13	8	4	12	53
2006.07	Medicine Hat	WHL	61	19	45	64	206	17	8	8	16	56
2007.08	Syracuse	AHL	64	10	8	18	289	12	0	1	1	56
2008.09	Columbus	NHL	52	4	1	5	150	3	0	0	0	2
		Syracuse	AHL	7	1	5	6	35	-	-	-	-
2009.10	Columbus	NHL	51	4	10	14	105	-	-	-	-	-
2010.11	Columbus	NHL	76	4	13	17	184	-	-	-	-	-
2011.12	Columbus	NHL	77	12	8	20	235	-	-	-	-	-
2012.13	Columbus	NHL	24	3	6	9	53	-	-	-	-	-
		NHL	-	-	-	-	-	11	0	1	1	28
	Salzburg	Austria	4	0	1	1	25	-	-	-	-	-
2013.14	NY Rangers	NHL	51	4	4	8	128	23	0	1	1	19
2014.15	Vancouver	NHL	79	7	18	25	175	6	0	0	0	20
2015.16	Vancouver	NHL	71	5	11	16	177	-	-	-	-	-
VANCOUVER TOTALS			150	12	29	41	352	6	0	0	0	20
NHL TOTALS			481	43	71	114	1,207	43	0	2	2	69

CAREER HIGHS

Most Goals in a Game
Most Assists in a Game
Most Points in a Game
Hat Tricks
Game-Winning Goals
Power Play Goals
Shorthanded Goals
Overtime Points
Shootout Record
Penalty Shot Record

2: DEC. 2/11 at EDM
 2: FOUR TIMES—LATEST MAR. 14/15 vs TOR
 3: MAR. 14/15 vs TOR: 1-2-3
 0
 5: LATEST—MAR. 14/15 vs TOR
 2: LATEST—MAR. 31/12 at STL
 3: LATEST—DEC. 9/14 at MTL
 0-0-0
 0/1: 0 GDG
 0/0

NHL FIRSTS

First Game Oct. 11/08 at PHX
First Goal Oct. 21/08 vs VAN
First Assist Oct. 30/08 at COL

STREAKS

Goals N/A
Assists N/A
Points 3 games Mar. 28-31/12: 2-1-3

HONOURS

Tigers Playoff MVP: 2006
 Fred J. Hume Award: 2015

DORSETT vs NHL

TEAM	GP	G	A	PTS	PIM	TEAM	GP	G	A	PTS	PIM
Anaheim	26	1	4	5	116	Nashville	26	2	1	3	70
Arizona	25	0	4	4	61	New Jersey	10	0	1	1	30
Boston	9	0	2	2	34	New York Islanders	9	1	4	5	36
Buffalo	9	1	2	3	14	NY Rangers	7	0	0	0	4
Calgary	25	1	2	3	81	Ottawa	7	0	1	1	26
Carolina	9	1	2	3	8	Philadelphia	11	2	1	3	30
Chicago	27	3	7	10	60	Pittsburgh	12	1	3	4	40
Colorado	20	1	3	4	65	St. Louis	27	5	3	8	92
Columbus	7	0	0	0	9	San Jose	24	1	1	2	65
Dallas	20	2	1	3	39	Tampa Bay	11	0	0	0	18
Detroit	26	2	4	6	44	Toronto	8	1	2	3	4
Edmonton	23	5	7	12	51	Vancouver	15	2	3	5	31
Florida	11	2	2	4	10	Washington	11	1	0	1	8
Los Angeles	26	2	4	6	48	Winnipeg	11	0	2	2	27
Minnesota	20	4	2	6	61						
Montreal	9	2	3	5	25	Total	481	43	71	114	1,207

Oct. 7	@ CGY	0-0	1/0	8:42
Oct. 10	vs CGY	0-0	1/0	11:48
Oct. 12	@ ANA	0-0	0/1	11:05
Oct. 13	@ LA	1-0	1/3	13:45
Oct. 16	vs STL	0-0	1/3	9:42
Oct. 18	vs EDM	0-0	2/0	12:38
Oct. 22	vs WSH	0-0	4/1	15:59
Oct. 22	vs DET	0-0	2/0	12:28
Oct. 27	vs MTL	1-1	2/2	12:56
Oct. 29	@ DAL	0-0	2/1	13:49
Oct. 30	@ ARI	0-0	1/0	14:35
Nov. 2	vs PHI	0-0	1/0	14:31
Nov. 4	vs PIT	0-0	0/0	10:22
Nov. 7	@ BUF	0-0	3/1	11:47
Nov. 8	@ NJ	0-1	5/5	12:52
Nov. 10	@ CBJ	0-0	2/0	11:29
Nov. 12	@ OTT	0-0	4/0	12:35
Nov. 14	@ TOR	0-0	1/0	12:55
Nov. 16	@ MTL	0-1	0/0	14:57
Nov. 18	@ WPG	0-0	2/1	11:50
Nov. 21	vs CHI	0-0	1/1	13:13
Nov. 22	vs NJ	0-0	1/0	8:13
Nov. 25	@ MIN	0-0	2/0	14:01
Nov. 27	@ DAL	0-0	1/0	14:16
Nov. 30	@ ANA	0-0	2/1	13:52
Dec. 1	@ LA	0-0	1/0	12:16
Dec. 3	vs DAL	0-0	0/1	13:19
Dec. 5	vs BOS	0-0	2/0	10:45
Dec. 7	vs BUF	0-1	0/1	12:40
Dec. 9	vs NY	0-0	3/0	11:27
Dec. 13	@ CHI	0-0	0/1	12:14
Dec. 15	@ MIN	0-0	1/0	14:28
Dec. 17	@ PHI	0-0	3/0	14:02
Dec. 18	@ DET	0-0	2/0	12:53
Dec. 20	@ FLA	1-0	3/1	14:50
Dec. 22	@ TB	0-0	3/0	15:39
Dec. 26	vs EDM	0-0	0/0	14:38
Dec. 28	vs LA	0-0	1/3	12:05
Jan. 1	vs ANA	0-0	1/1	14:05
Jan. 4	vs ARI	0-0	2/0	16:06
Jan. 6	vs CAR	0-0	1/1	14:18
Jan. 9	vs TB	0-0	1-2	17:41
Jan. 11	vs FLA	0-0	2/0	13:35
Jan. 14	@ WSH	0-0	0/0	15:12
Jan. 15	@ CAR	INJ		
Jan. 17	@ NYI	0-0	1/0	9:00
Jan. 19	@ NY	0-0	2/1	11:34
Jan. 21	@ BOS	0-1	1/1	14:51
Jan. 23	@ PIT	0-1	1/1	13:57
Jan. 26	vs NSH	0-0	0/1	9:14
Feb. 4	vs CBJ	0-0	1/0	12:36
Feb. 6	vs CGY	0-0	0/1	11:56
Feb. 9	@ COL	0-0	2/1	9:42
Feb. 10	@ ARI	INJ		
Feb. 13	vs TOR	0-0	0/0	11:29
Feb. 15	vs MIN	0-0	1/1	10:29
Feb. 18	vs ANA	0-0	0/2	10:29
Feb. 19	@ CGY	0-0	1/1	11:17
Feb. 21	vs COL	0-1	2/1	8:49
Feb. 25	vs OTT	0-1	2/1	12:20
Feb. 28	vs SJ	0-0	2/0	11:31
Mar. 1	vs NYI	0-0	1/0	13:05
Mar. 3	vs SJ	0-0	2/0	10:17
Mar. 5	@ SJ	0-0	0/0	13:27
Mar. 7	@ LA	0-0	0/0	9:57
Mar. 9	vs ARI	0-0	0/1	13:33
Mar. 12	vs NSH	1-0	1/2	15:57
Mar. 14	vs WPG	0-0	0/0	13:32
Mar. 16	vs COL	INJ		
Mar. 18	@ EDM	INJ		
Mar. 19	vs STL	INJ		
Mar. 22	@ WPG	INJ		
Mar. 24	@ NSH	INJ		
Mar. 25	@ STL	0-0	1/2	14:12
Mar. 27	vs CHI	INJ		
Mar. 29	vs SJ	INJ		
Mar. 31	@ SJ	INJ		
Apr. 1	@ ANA	INJ		
Apr. 4	vs LA	0-1	2/1	14:26
Apr. 6	@ EDM	0-1	3/1	14:44
Apr. 7	@ CGY	0-0	1/2	10:07
Apr. 9	vs EDM	1-1	1/1	12:11

NHL MILESTONES

100th NHL Game Apr. 3/10 vs WSH
400th NHL Game Mar. 22/15 vs ARI

100th NHL Point Oct. 27/15 vs MTL

CAREER HIGHLIGHTS

2015.16 Completed his 10th NHL season (all with Vancouver), registering 20 points (6-14-20) and 46 penalty minutes in 52 games...Led the team in ice time with 24:37 TOI/GP and also led the team in that category in 48 games, including 26 games where he led all skaters in TOI...His six goals ranked him tied for first among Vancouver defencemen while his 14 assists and 20 points ranked him second respectively among Canucks blueliners...Appeared in his 600th career game, Dec. 17 at PHL...Notched his 37th career power-play goal to move into sole possession of second place for most power-play goals by a Canucks defenceman, Dec. 9 vs NY.

2014.15 Completed his ninth season with the Canucks, registering 31 points (8-23-31) in 74 games...Led the team in TOI on 59 separate occasions, including 26 games where he led all skaters in TOI...Ranked first on the team in average ice time per game (23:58), first amongst defencemen (and 3rd on the team) in average power play ice time per game (2:55), second in average shorthanded ice time per game (2:35) and first in average even strength ice time per game (18:27)...Tallied 126 blocked shots and 94 hits...Appeared in his 500th career NHL game, Oct. 23 at STL...Tied for a team-high three assists in six playoff games vs CGY.

2013.14 Appeared in 63 games with Vancouver, registering 22 points (7-15-22) and 50 penalty minutes...Finished tied for first on the Canucks in blocked shots (36) and ranked fifth in hits (112) and power play points (12)...Became just the third player in 12 years to record 12 shots in a game, also adding an assist, four blocked shots and three hits, Nov. 2/3 vs TOR.

2012.13 Appeared in 45 games with Vancouver, registering 22 points (8-14-22) and 37 penalty minutes...Collected eight goals, ranking tied for eighth amongst NHL defencemen in goals scored...Finished second amongst Canucks defencemen in scoring (8-14-22) and first amongst Canucks defencemen in hits (77)...Ranked first on the team in blocked shots (81) and average TOI/G (23:50)...Recorded his 200th career point, collecting a pair of assists, Mar. 16/3 vs DET...Appeared in 400th career game, Feb. 17/3 vs STL.

2011.12 Appeared in 82 games, collecting 49 points (11-38-49)...Established a new career high for points (49), assists (38) and goals (11) in a season...Won the 2011/12 Walter (Babe) Pratt Award as the Canucks top defenceman...Ranked tied for fifth in the League among defencemen for most points and tied for sixth among defencemen for most power play assists (17)...Averaged 23.51 TOI per game, ranking first on the Canucks...Collected four goals, including two game-deciding goals in the shootout to rank first among League defencemen in both categories...Participated in the NHL All-Star Game in Ottawa, Jan. 29.

2010.11 Appeared in his fifth season with the Canucks, recording 33 points (8-25-33) and 24 penalty minutes in 51 games...Ranked second among Canucks defencemen in scoring (8-25-33), goals (8) and shots (121)...Led the team in time on ice per game (24:17)...Appeared in his 300th career game, Jan. 20/11 vs SJ...Registered his 100th career assist, Jan. 18/11 at COL...Ranked third in the League this postseason with 78 hits and was second among League defencemen in blocked shots (60)...Collected a career high 11 points (2-9-11) in 25 games during his fourth postseason run.

2009.10 Registered six points (2-4-6) in 12 postseason games played...Led the Canucks in plus/minus with a plus-9 rating...Recorded 42 points (5-37-42) and 40 penalty minutes in 76 games played in his fourth NHL season...Set career highs in assists (37) and points (42)...Ranked second in team scoring among defencemen...Played his 200th career NHL game, Nov. 22 vs CHI.

2008.09 Recorded eight points (1-7-8) in 10 playoff games, leading Canucks defencemen in post-season scoring and finishing tied for 13th among NHL defencemen for most points in the 2009 Playoffs...Played in 80 games, recording 37 points (10-27-37) and 54 penalty minutes...Set new career highs for most goals (10), assists (27) and points (37) in a season...Established a single game career high with four points (1-3-4), Feb. 7/09 vs CHI...Notched first career game-winning goal, Dec. 9/08 at NSH.

2007.08 Recorded 20 points (8-12-20)...Led all Vancouver defencemen with 75 games played...Finished the season tied for 24th in the League in scoring among rookies, tied for 4th in rookie power play goals (4), tied for 5th in rookie shootout deciding goals (2), 8th in rookie shots (75) and 21st in rookie shooting percentage (6.5%).

2006.07 Made three postseason starts in the 2007 Playoffs.

23 ALEX EDLER

(al-ehx EHD-luhr)

POSITION DEFENCE

SHOOTS LEFT

HEIGHT 6'4"

WEIGHT 214 LBS

BIRTHPLACE
ÖSTERSUND, SWEDEN

BORN APR. 21, 1986

DRAFTED

Vancouver's second round selection,
91st overall in 2004 NHL Entry Draft.

REGULAR SEASON

PLAYOFFS

2015.16 GAME BY GAME

SEASON	CLUB	LEA	GP	G	A	PTS	PIM	GP	G	A	PTS	PIM
2005.06	Kelowna	WHL	62	13	40	53	44	12	3	5	8	12
2006.07	Vancouver	NHL	22	1	2	3	6	3	0	0	0	2
	Manitoba	AHL	49	5	21	26	28	8	0	0	0	2
2007.08	Vancouver	NHL	75	8	12	20	42	-	-	-	-	-
	Manitoba	AHL	2	0	1	1	0	-	-	-	-	-
2008.09	Vancouver	NHL	80	10	27	37	54	10	1	7	8	6
2009.10	Vancouver	NHL	76	5	37	42	40	12	2	4	6	10
2010.11	Vancouver	NHL	51	8	25	33	24	25	2	9	11	8
2011.12	Vancouver	NHL	82	11	38	49	34	5	2	0	2	8
2012.13	Vancouver	NHL	45	8	14	22	37	4	1	0	1	2
2013.14	Vancouver	NHL	63	7	15	22	50	-	-	-	-	-
2014.15	Vancouver	NHL	74	8	23	31	54	6	0	3	3	4
2015.16	Vancouver	NHL	52	6	14	20	46	-	-	-	-	-
VANCOUVER/NHL TOTALS			620	72	207	279	387	65	8	23	31	40

CAREER HIGHS

Most Goals in a Game	2: THREE TIMES—LATEST OCT. 29/11 vs WSH
Most Assists in a Game	3: TWICE—APR. 9/15 vs ARI
Most Points in a Game	4: FEB. 7/09 vs CHI: 1-3-4
Hat Tricks	0
Game-Winning Goals	4: LATEST—APR. 11/15 vs EDM
Power Play Goals	38: LATEST—DEC. 9/15 vs NY
Shorthanded Goals	1: DEC. 21/11 vs DET
Overtime Points	1-8-9
Shootout Record	6/23: 4 GDG
Penalty Shot Record	0/0

NHL FIRSTS

First Game	Nov. 4/06 at COL
First Goal	Nov. 30/06 vs ANA
First Assist	Nov. 6/06 vs DAL

STREAKS

Goals	N/A
Assists	4 games Twice (latest Apr. 4-11/15: 7 assists)
Points	4 games Three times (latest Apr. 4-11/15: 1-7-8)

HONOURS

Walter Babe Pratt Award: 2012
NHL All-Star Game: 2012
NHL Young Stars Game: 2008

INTERNATIONAL

Olympics: 2014 (Silver)
World Championships: 2013 (Gold), 2008
World Junior Championships: 2006

EDLER vs NHL

TEAM	GP	G	A	PTS	PIM	TEAM	GP	G	A	PTS	PIM
Anaheim	34	2	11	13	22	Nashville	27	8	8	16	12
Arizona	33	2	10	12	23	New Jersey	10	3	3	6	10
Boston	7	0	2	2	4	NY Islanders	8	0	1	1	2
Buffalo	9	1	1	2	4	NY Rangers	10	1	2	3	2
Calgary	46	4	23	27	26	Ottawa	12	3	1	4	12
Carolina	10	0	0	0	4	Philadelphia	8	1	4	5	2
Chicago	30	3	14	17	14	Pittsburgh	10	1	2	3	10
Colorado	44	4	17	21	32	St. Louis	25	1	5	6	10
Columbus	28	2	10	12	14	San Jose	29	4	7	11	16
Dallas	30	3	8	11	16	Tampa Bay	10	4	2	6	16
Detroit	28	5	9	14	18	Toronto	13	0	7	7	14
Edmonton	45	5	18	23	30	Washington	10	4	3	7	10
Florida	11	0	5	5	8	Winnipeg	10	2	2	4	6
Los Angeles	30	3	14	17	16						
Minnesota	40	4	16	20	26	Total	620	72	207	279	387
Montreal	13	2	2	4	8						

Oct. 7	@ CGY	0-0	3/3	22:57
Oct. 10	vs CGY	INI		
Oct. 12	@ ANA	0-0	3/0	23:35
Oct. 13	@ LA	1-1	2/2	1:27
Oct. 16	vs STL	0-0	3/1	1:01
Oct. 18	vs EDM	0-0	1/1	1:34
Oct. 22	vs WSH	0-1	2/1	21:23
Oct. 24	vs DET	0-0	3/0	5:16
Oct. 27	vs MTL	0-0	2/1	0:41
Oct. 29	@ DAL	1-0	3/0	1:48
Oct. 30	@ PHI	0-1	0/1	2:34
Nov. 2	vs PHI	0-0	1/1	0:04
Nov. 4	vs PIT	0-0	1/1	22:47
Nov. 7	@ BUF	0-0	2/1	1:22
Nov. 8	@ NJ	1-0	2/1	3:57
Nov. 10	@ CBJ	0-0	1/2	23:15
Nov. 12	@ OTT	1-0	6/1	23:30
Nov. 14	@ TOR	0-1	2/0	0:00
Nov. 16	@ MTL	0-1	2/1	1:25
Nov. 18	@ WPG	0-0	0/1	0:36
Nov. 21	vs CHI	0-2	1/1	0:03
Nov. 22	vs NY	0-1	4/2	2:18
Nov. 25	@ MIN	0-1	1/1	23:09
Nov. 27	@ DAL	0-0	4/0	3:05
Nov. 30	@ ANA	0-0	0/1	21:21
Dec. 1	@ LA	0-0	0/1	21:35
Dec. 3	vs DAL	1-0	1/1	21:58
Dec. 5	vs BOS	0-0	1/2	21:59
Dec. 7	vs BUF	0-1	2/0	1:41
Dec. 9	vs NY	1-1	6/1	1:05
Dec. 13	@ CHI	0-0	2/1	0:12
Dec. 15	@ MIN	0-0	3/0	20:50
Dec. 17	@ PHI	0-0	7/2	1:51
Dec. 18	@ DET	0-0	2/2	1:31
Dec. 20	@ FLA	0-0	4/1	1:36
Dec. 22	@ TB	0-0	2/1	2:48
Dec. 26	vs EDM	0-0	0/0	3:16
Dec. 28	vs LA	0-0	1/2	23:41
Jan. 1	vs ANA	0-0	4/1	1:17
Jan. 4	vs ARI	0-0	2/0	22:47
Jan. 6	vs CAR	0-0	3/1	3:10
Jan. 9	vs TB	0-0	1/3	0:40
Jan. 11	vs FLA	0-1	2/0	0:21
Jan. 14	@ WSH	0-0	1/1	0:50
Jan. 15	@ CAR	0-0	0/1	23:36
Jan. 17	@ NYI	0-0	2/0	1:32
Jan. 19	@ NY	0-0	0/2	0:47
Jan. 21	@ BOS	0-1	1/3	0:21
Jan. 23	@ PIT	0-1	1/3	1:59
Jan. 26	vs NSH	0-0	2/1	1:23
Feb. 4	vs CBJ	0-0	8/0	2:30
Feb. 6	vs CGY	0-0	3/2	0:16
Feb. 9	@ COL	0-0	1/0	13:22
Feb. 10	@ ARI	INI		
Feb. 13	vs TOR	INI		
Feb. 15	vs MIN	INI		
Feb. 18	vs ANA	INI		
Feb. 19	@ CGY	INI		
Feb. 21	vs COL	INI		
Feb. 25	vs OTT	INI		
Feb. 28	vs SJ	INI		
Mar. 1	vs NYI	INI		
Mar. 3	vs SJ	INI		
Mar. 5	@ SJ	INI		
Mar. 7	@ LA	INI		
Mar. 9	vs ARI	INI		
Mar. 12	vs NSH	INI		
Mar. 14	vs WPG	INI		
Mar. 16	vs COL	INI		
Mar. 18	@ EDM	INI		
Mar. 19	vs STL	INI		
Mar. 22	@ WPG	INI		
Mar. 24	@ NSH	INI		
Mar. 25	@ STL	INI		
Mar. 27	vs CHI	INI		
Mar. 29	vs SJ	INI		
Mar. 31	@ SJ	INI		
Apr. 1	@ ANA	INI		
Apr. 4	vs LA	INI		
Apr. 6	@ EDM	INI		
Apr. 7	@ CGY	INI		
Apr. 9	vs EDM	INI		

NHL MILESTONES

100th NHL Game	Oct. 13/08 at WSH
500th NHL Game	Oct. 23/14 at STL
600th NHL Game	Dec. 17/15 at PHI
100th NHL Point	Apr. 1/10 at LA
200th NHL Point	Mar. 16/13 vs DET
100th NHL Assist	Jan. 18/11 at COL
200th NHL Assist	Nov. 21/15 vs CHI



21 LOUI ERIKSSON

(Loo-ee Air-ihk-suhn)

POSITION RIGHT WING

SHOOTS LEFT

HEIGHT 6'2"

WEIGHT 196 LBS

BIRTHPLACE
GÖTEBORG, SWE

BORN JUL. 17, 1985

DRAFTED

Dallas' second round selection, 33rd overall in the 2003 NHL Entry Draft.

ACQUIRED

Signed as a free agent on July 1, 2016.

CAREER HIGHLIGHTS

2015.16 Finished tied for second on the team in scoring for the second straight year with 63 points (20-33-63) in 82 games. Reached the ten-plus goal mark for the ninth straight season, the 20-goal mark for the sixth time and the 30-goal mark for the second time...Had 15 multiple-point games, including two three-point nights...Registered five four-game point streaks and notched five game-winning goals...Tied a single season career-high with 10 power-play goals...Scored an overtime goal Feb. 16 at CBJ in his 700th NHL game...Scored his 500th NHL point on Apr. 1 at STL...Scored his 200th NHL goal, Feb. 13 at MIN...Recorded his third career hat trick and first as a Bruin, Nov. 19 vs MIN.

2014.15 Finished second in the team's scoring race, reached the ten-plus goal mark for the eighth straight season and the 20-goal plateau for the fifth time in his career...Had six multiple-point games...10 of his 22 goals gave the Bruins a lead in a game and another six tied the score within a contest...Played his 600th NHL game, Dec. 31 vs TOR...Recorded his 400th NHL point with an assist, Oct. 30 at BUF.

2013.14 Reached the ten-goal mark for the seventh straight season...Had six multiple-point games, including four assists, Apr. 5 vs PHI which was a career-high for assists in a game and matched his previous career-high for points in a game...Played his first game as a Bruin on Oct. 3 vs TB...Scored his first goal and point as a Bruin with the game-winning goal, Oct. 12 at CBJ...Added five points (2-3-5) in 12 post-season games played.

2012.13 Tied for the team lead in goals and was second overall in the club's scoring race...Had six multiple-point games...Recorded his 200th NHL assist, Mar. 14 vs ANA...Played his 500th NHL game Apr. 25 vs CBJ...Played with Davos in Switzerland during the NHL lockout with six points (3-3-6) in seven games.

2011.12 Played in all 82 games for the third time in the previous four seasons...Led the team in scoring...Had 20 multiple-point games, including four multiple-goal nights and five three-point nights...Played his 400th NHL game, Dec. 13 vs NY...Recorded his 300th NHL point with an assist, Jan. 21 at MIN.

2010.11 Had 15 multiple-point games, including a career-high four point night (2-2-4), Nov. 5 vs PHX...Established career highs in assists (46) and points (73)...Was a finalist for the Lady Byng Trophy...Scored on his first career penalty shot, Nov. 3 vs PIT...Scored his 100th NHL goal, Dec. 21 vs MTL...Played his 300th NHL game, Oct. 26 vs LA...Recorded his 100th NHL assist, Oct. 16 vs STL and recorded his 200th NHL point with an assist Nov. 5 vs PHX.

2009.10 Played in all 82 games and led the club in goals, both for the second straight season...Had 18 multiple-point games including his second career hat trick, Dec. 31 vs ANA.

2008.09 Led the Stars in goals with a career-high 36 which was the most by a Star since 2000.01 (Brett Hull)...Was second overall in the club's scoring race and was one of two players to play in every Dallas game...His 20.2% shooting accuracy ranked second overall in the NHL...Had 15 multiple-point games...Scored his first career hat trick, Dec. 18 vs CBJ...Recorded a career-high three assists, Mar. 14 vs MIN...Recorded his 100th NHL point with a goal on Mar. 6 vs ANA and played his 200th NHL game, Mar. 21 at SJ.

2007.08 Had five multiple-point games, all two-point nights including three two-goal efforts...Had a career-best four-game goal streak from Feb. 22-28 (six goals) and a five-game point streak from Feb. 22-Mar. 1: 6-1-7...Played his 100th NHL game, Jan. 29 at VAN.

2006.07 Had three multiple-point games, all two-point efforts...Became the fourth player in Dallas Stars history to score his first NHL goal in his first NHL game, Oct. 4 at COL...Recorded his first NHL assist on Nov. 29 at CHL.

2005.06 Played his first North American pro season with Dallas' AHL affiliate in Iowa...Registered 60 points (31-29-60) in 78 AHL games, leading the team in goals and second overall in the club's scoring race...Was named the team's rookie of the year.

REGULAR SEASON

PLAYOFFS

2015:16 GAME BY GAME

SEASON	CLUB	LEA	GP	G	A	PTS	PIM	GP	G	A	PTS	PIM
2003.04	Frolunda	SEL	46	8	5	13	4	10	1	5	6	0
2004.05	Frolunda	SEL	39	5	9	14	4	12	0	0	0	0
	Bofors	Swe-1	2	0	0	0	0	-	-	-	-	-
2005.06	Iowa	AHL	78	31	29	60	27	7	2	5	7	0
2006.07	Dallas	NHL	59	6	13	19	18	4	0	1	1	0
	Iowa	AHL	15	5	3	8	13	9	2	5	7	0
2007.08	Dallas	NHL	69	14	17	31	28	18	4	4	8	8
	Iowa	AHL	2	1	2	3	2	-	-	-	-	-
2008.09	Dallas	NHL	82	36	27	63	14	-	-	-	-	-
2009.10	Dallas	NHL	82	29	42	71	26	-	-	-	-	-
2010.11	Dallas	NHL	79	27	46	73	8	-	-	-	-	-
2011.12	Dallas	NHL	82	26	45	71	12	-	-	-	-	-
2012.13	Dallas	NHL	48	12	17	29	8	-	-	-	-	-
	Davos	Swiss	7	3	3	6	0	-	-	-	-	-
2013.14	Boston	NHL	61	10	27	37	6	12	2	3	5	4
2014.15	Boston	NHL	81	22	25	47	14	-	-	-	-	-
2015.16	Boston	NHL	82	30	33	63	12	-	-	-	-	-
NHL TOTALS			725	212	292	504	146	34	6	8	14	12

CAREER HIGHS

Most Goals in a Game	3: THREE TIMES—LATEST NOV. 19/15 vs MIN
Most Assists in a Game	4: APR. 5/14 vs PHI
Most Points in a Game	4: TWICE—LATEST APR. 5/14 vs PHI: 0-4-4
Hat Tricks	3: LATEST—NOV. 19/15 vs MIN
Game-Winning Goals	31: LATEST—FEB. 20/16 at DAL
Power Play Goals	54: LATEST—MAR. 12/16 vs NYI
Shorthanded Goals	9: LATEST—MAR. 15/16 at SJ
Overtime Points	9-6-15
Shootout Record	10/40: 4 GDG
Penalty Shot Record	1/2: LATEST—DEC. 26/10 vs PHX, no goal (LaBarbera)

NHL FIRSTS

First Game	Oct. 4/06 at COL
First Goal	Oct. 4/06 at COL
First Assist	Nov. 29/06 at CHI

STREAKS

Goals	4 games	Twice (latest Feb. 11-16/16): 4 goals
Assists	9 games	Dec. 28/10-Jan. 15/11: 10 assists
Points	10 games	Dec. 28/10-Jan. 17/11: 2-10-12

HONOURS

NHL All-Star Game: 2011
Iowa Stars Rookie of the Year: 2006
RBK AHL Rookie of the Month: 2006
SHL League Championship: 2005
SHL Rookie of the Year: 2004

INTERNATIONAL

Olympics: 2014 (Silver), 2010
World Cup: 2016
World Championships: 2013 (Gold), 2012, 2011 (Silver), 2009 (Bronze)
World U18 Championships: 2003
World Junior Championships: 2005, 2004

ERIKSSON vs NHL

TEAM	GP	G	A	PTS	PIM	TEAM	GP	G	A	PTS	PIM
Anaheim	45	16	16	32	10	Nashville	29	12	11	23	4
Arizona	45	16	19	35	4	New Jersey	16	7	6	13	0
Boston	4	1	2	3	0	NY Islanders	13	7	7	14	2
Buffalo	16	3	10	13	2	NY Rangers	16	2	9	11	4
Calgary	28	7	12	19	10	Ottawa	15	4	10	14	2
Carolina	16	3	6	9	6	Philadelphia	16	1	12	13	8
Chicago	31	10	10	20	4	Pittsburgh	15	6	7	13	4
Colorado	33	9	11	20	6	St. Louis	31	11	10	21	12
Columbus	36	13	9	22	8	San Jose	45	11	18	29	4
Dallas	6	4	0	4	0	Tampa Bay	17	4	5	9	4
Detroit	39	17	15	32	8	Toronto	17	0	5	5	2
Edmonton	31	4	14	18	10	Vancouver	30	7	13	20	6
Florida	18	1	8	9	0	Washington	14	3	4	7	0
Los Angeles	42	10	14	24	14	Winnipeg	10	4	4	8	2
Minnesota	33	14	19	33	10						
Montreal	18	5	6	11	0	Total	725	212	292	504	146

Oct. 8	vs WPG	0-0	5/2	17:00
Oct. 10	vs MTL	0-0	2/0	17:39
Oct. 12	vs TB	2-0	3/1	18:07
Oct. 14	@ COL	0-0	1/0	19:38
Oct. 17	@ ARI	0-1	2/0	21:25
Oct. 21	vs PHI	0-2	1/0	22:27
Oct. 23	@ NYI	0-2	2/2	21:11
Oct. 27	vs ARI	0-2	0/2	18:41
Oct. 30	@ FLA	0-0	1/0	19:55
Oct. 31	@ TB	0-0	0/0	22:27
Nov. 3	vs DAL	2-0	3/1	23:15
Nov. 5	@ WSH	0-0	2/2	18:41
Nov. 7	@ MTL	1-0	3/1	19:38
Nov. 8	@ NYI	0-0	2/0	19:10
Nov. 12	vs COL	0-0	2/1	19:43
Nov. 14	vs DET	0-1	0/1	18:05
Nov. 17	vs SJ	1-0	2/1	20:28
Nov. 19	vs MIN	3-0	5/2	19:47
Nov. 21	vs TOR	0-1	1/2	20:34
Nov. 23	@ TOR	0-0	1/1	23:03
Nov. 25	@ DET	1-0	2/1	23:45
Nov. 27	vs NY	0-1	2/0	20:21
Dec. 2	@ EDM	0-1	3/0	22:04
Dec. 4	@ CGY	0-2	1/1	21:07
Dec. 5	@ VAN	0-0	1/1	16:46
Dec. 7	vs NSH	1-0	1/1	20:51
Dec. 9	@ MTL	1-0	2/1	17:05
Dec. 12	vs FLA	0-0	1/0	16:47
Dec. 14	vs EDM	0-0	3/0	19:10
Dec. 16	vs PIT	0-1	1/0	21:08
Dec. 18	@ PIT	1-0	3/0	16:39
Dec. 20	vs NJ	1-0	3/1	20:31
Dec. 22	vs STL	0-0	3/1	20:57
Dec. 26	vs BUF	0-2	2/2	17:16
Dec. 27	@ OTT	0-1	3/0	19:30
Dec. 29	vs OTT	0-2	5/2	18:19
Jan. 1	vs MTL	0-0	2/0	23:08
Jan. 5	vs WSH	1-0	1/0	20:09
Jan. 8	@ NY	0-0	1/0	18:21
Jan. 9	@ OTT	0-0	3/1	17:17
Jan. 11	@ NY	0-0	2/0	16:06
Jan. 13	@ PHI	1-0	5/1	17:29
Jan. 15	@ BUF	0-2	2/3	15:38
Jan. 16	vs TOR	0-0	4/1	17:50
Jan. 19	@ MTL	0-1	1/1	20:42
Jan. 21	vs VAN	0-0	5/0	19:10
Jan. 23	vs CBJ	0-1	1/1	21:25
Jan. 25	@ PHI	0-0	1/0	21:22
Jan. 26	vs ANA	0-0	2/0	20:26
Feb. 2	vs TOR	0-0	2/0	21:24
Feb. 4	@ BUF	0-0	1/1	21:52
Feb. 6	vs BUF	1-0	3/1	19:35
Feb. 9	vs LA	0-0	2/1	18:08
Feb. 11	@ WPG	1-1	3/1	20:19
Feb. 13	@ MIN	1-0	2/1	18:53
Feb. 14	@ DET	1-0	2/2	17:20
Feb. 16	@ CBJ	1-0	3/1	19:36
Feb. 18	@ NSH	0-0	1/1	21:25
Feb. 20	@ DAL	1-0	7/1	19:59
Feb. 22	vs CBJ	2-0	3/1	20:20
Feb. 24	vs PIT	0-0	1/1	15:14
Feb. 26	@ CAR	0-0	0/0	18:41
Feb. 28	vs TB	0-0	2/0	21:29
Mar. 1	vs CGY	0-0	2/0	17:43
Mar. 3	vs CHI	1-0	2/1	17:55
Mar. 5	vs WSH	0-0	1/0	18:08
Mar. 7	@ FLA	0-0	2/2	18:00
Mar. 8	@ TB	0-0	5/0	18:02
Mar. 10	vs CAR	1-0	1/1	16:54
Mar. 12	vs NYI	1-2	2/1	15:37
Mar. 15	@ SJ	1-0	4/2	21:56
Mar. 18	@ ANA	0-0	3/2	20:11
Mar. 19	@ LA	0-0	2/0	21:19
Mar. 23	@ NY	0-1	3/0	14:44
Mar. 24	vs FLA	0-1	7/1	21:39
Mar. 26	@ TOR	0-1	1/0	15:27
Mar. 29	@ NJ	0-0	3/0	19:27
Apr. 1	@ STL	1-1	1/0	21:29
Apr. 3	@ CHI	0-1	3/2	19:40
Apr. 5	vs CAR	1-0	3/0	23:38
Apr. 7	vs DET	1-1	1/1	18:48
Apr. 9	vs OTT	0-0	4/3	20:45

NHL MILESTONES

100th NHL Game	Jan. 29/08 at VAN
500th NHL Game	Apr. 25/13 vs CBJ
700th NHL Game	Feb. 16/16 at CBJ
100th NHL Point	Mar. 6/09 vs ANA
500th NHL Point	Apr. 1/16 at STL
100th NHL Goal	Dec. 21/10 vs MTL
200th NHL Goal	Feb. 13/16 at MIN
100th NHL Assist	Oct. 16/10 vs STL
200th NHL Assist	Mar. 14/13 vs ANA



26 EMERSON ETEM

(EHM-ur-suhn EE-tehm)

POSITION RIGHT WING

SHOOTS LEFT

HEIGHT 6'11"

WEIGHT 209 LBS

BIRTHPLACE
LONG BEACH, CA

BORN JUN. 16, 1992

DRAFTED

Anaheim's first round selection, 29th overall in the 2010 NHL Entry Draft.

ACQUIRED

From the New York Rangers in exchange for Nicklas Jensen and a sixth round pick in the 2017 NHL Entry Draft on January 8, 2016.

 @Tweetem_up

CAREER HIGHLIGHTS

2015.16 Completed his fourth NHL season and first with the Canucks, collecting a career-high in points (15) and tying a career-high in goals (7)...Finished the season on a career-high five game point streak (4-1-5) from Apr. 1-9...Notched his first goal in a Canucks uniform, Feb. 6 vs CGY...Registered his first point (assist) in a Canucks uniform, Jan. 19 at NY...Made his Canucks debut, Jan. 11 vs FLA...Acquired from the New York Rangers in exchange for Nicklas Jensen and a sixth round pick in 2017, Jan. 8...Skated in 19 games with the Rangers registering three assists (0-3-3) and two penalty minutes.

2014.15 Established career-highs in games played (45) and shots on goal (77)...Registered a single-game career-high seven shots, Nov. 12 vs LA...Skated in his 100th career NHL game, Mar. 1 at DAL...Established playoff career-highs in games played (12) and shots on goal (23)...Tied for fifth on Anaheim in even strength goals (three) and tied for sixth on the team in goals in the playoffs...Registered a goal in two consecutive playoff games for the second time in his career in Game 4 of the First Round at WPG on Apr. 22 and Game 1 of the Second Round vs CGY on Apr. 30.

2013.14 Appeared in his second NHL season with Anaheim, registering 11 points (7-4-11) with a +3 rating...Established career-highs in goals (7), points (11), game-winning goals (two), power-play goals (1), and shorthanded goals (1)...Tallied his first career game-winning goal and shorthanded goal, Oct. 20 vs DAL...Recorded his first career power play goal, Oct. 27 at CBJ...Posted the first multi-goal game of his career by registering two goals and established a single-game career-high with a plus-three rating, Nov. 2 at BUF...Recorded a career-high three-game point streak from Nov. 10-14 (1-2-3)...Took his first penalty shot attempt, Nov. 23 at PHX...Also appeared in 50 games with Norfolk (AHL), collecting a team-high 54 points (24-30-54)...Scored first professional hat trick, Apr. 5 at Binghamton...Added two assists (0-2-2) in four AHL playoff games and appeared in four Stanley Cup playoff games.

2012.13 Appeared in 38 regular season games with Anaheim, collecting 10 points (3-7-10) with a +7 rating...Established career-highs in assists (seven), plus/minus rating (plus-seven), shorthanded assists (two), and shorthanded points (two)...Tied for fourth in the NHL and led all NHL rookies in shorthanded assists...Led all NHL rookies in shorthanded points...Led Anaheim in shorthanded assists and tied for second on the team in shorthanded points...Made his NHL debut, Jan. 29 at SJ...Recorded his first NHL assist/point, Feb. 2 vs LA...Recorded his first career NHL goal, Mar. 18 vs SJ...Established playoff career-highs in goals (3), assists (2), points (5), and plus/minus rating (+4)...Tied for third among NHL rookies in goals and plus/minus rating, and tied for fifth in points in the playoffs...Made his NHL playoff debut, Apr. 30 vs DET.

2011.12 Appeared in his third WHL season with Medicine Hat, scoring 107 points (61-46-107) which led the CHL in goals and ranked seventh in scoring...Added 13 points in seven WHL playoff games...Made his AHL debut on Apr. 14 vs Connecticut...Tallied his first career AHL goal/point, which was the game-winning goal, Apr. 15 at Albany...Established AHL playoff career-highs in games played (four), goals (two), and points (two)...Made his AHL playoff debut, Apr. 20 vs St. John's...Registered his first career AHL playoff goal/point, Apr. 27 at St. John's.

2010.11 Appeared in his second WHL season with Medicine Hat collecting 80 points (45-35-80) in 65 games which ranked him fifth among WHL players in goals...Scored 21 points (10-11-21) in 15 WHL playoff games.

2009.10 Made his WHL debut with Medicine Hat, leading all WHL rookies in goals (37) and finishing fourth in rookie scoring (37-28-65) in 72 games...Named Medicine Hat's Rookie of the Year.

REGULAR SEASON

PLAYOFFS

2015:16 GAME BY GAME

SEASON	CLUB	LEA	GP	G	A	PTS	PIM	GP	G	A	PTS	PIM
2008.09	U.S. U-18	Ind	4	2	0	2	2	-	-	-	-	-
	USNTDP U-18	NAHL	40	19	14	33	16	-	-	-	-	-
2009.10	Medicine Hat	WHL	72	37	28	65	26	12	7	3	10	0
2010.11	Medicine Hat	WHL	65	45	35	80	24	15	10	11	21	7
2011.12	Syracuse	AHL	2	1	0	1	2	4	2	0	2	0
	Medicine Hat	WHL	65	61	46	107	34	7	7	6	13	13
2012.13	Anaheim	NHL	38	3	7	10	9	7	3	2	5	2
	Norfolk	AHL	45	13	3	16	12	-	-	-	-	-
2013.14	Anaheim	NHL	29	7	4	11	4	4	0	0	0	12
	Norfolk	AHL	50	24	30	54	10	4	0	2	2	0
2014.15	Anaheim	NHL	45	5	5	10	4	12	3	0	3	0
	Norfolk	AHL	22	13	8	21	2	-	-	-	-	-
2015.16	Vancouver	NHL	39	7	5	12	9	-	-	-	-	-
	NY Rangers	NHL	19	0	3	3	2	-	-	-	-	-
VANCOUVER TOTALS			179	7	5	12	9	-	-	-	-	-
NHL TOTALS			390	22	24	46	28	23	6	2	8	14

CAREER HIGHS

Most Goals in a Game	2: TWO TIMES—LATEST FEB. 25/16 vs OTT
Most Assists in a Game	2: THREE TIMES—LATEST MAR. 27/16 vs CHI
Most Points in a Game	2: SEVEN TIMES—LATEST MAR. 27/16 vs CHI: 0-2-2
Hat Tricks	0
Game-Winning Goals	3: LATEST—APR. 1/16 at ANA
Power Play Goals	1: OCT. 27/13 at CBJ
Shorthanded Goals	1: OCT. 20/13 vs DAL
Overtime Points	0-0-0
Shootout Record	1/1: 1 GDG
Penalty Shot Record	0/1: NOV. 23/13 at PHX, no goal (Smith)

NHL FIRSTS

First Game	Jan. 29/13 at SJ
First Goal	Mar. 18/13 vs SJ
First Assist	Feb. 2/13 vs LA

STREAKS

Points	N/A
Assists	N/A
Points	5 games Apr. 1-9/16: 4-1-5

HONOURS

WHL East First All-Star Team: 2012
 WHL Most Goals: 2012
 Medicine Hat Rookie of the Year: 2010
 CHL Top Prospects Game: 2009

INTERNATIONAL

World Junior Championships: 2012, 2011 (Bronze)

ETEM vs NHL

TEAM	GP	G	A	PTS	PIM	TEAM	GP	G	A	PTS	PIM
Anaheim	3	1	0	1	0	Nashville	6	1	1	2	2
Arizona	13	0	0	0	2	New Jersey	1	0	0	0	0
Boston	3	0	0	0	0	NY Islanders	4	1	0	1	5
Buffalo	4	2	0	2	0	NY Rangers	4	0	1	1	2
Calgary	10	2	2	4	2	Ottawa	5	2	1	3	0
Carolina	4	0	1	1	0	Philadelphia	3	0	0	0	0
Chicago	7	0	2	2	0	Pittsburgh	4	0	1	1	2
Colorado	8	0	1	1	2	St. Louis	8	0	1	1	2
Columbus	5	2	0	2	0	San Jose	14	2	2	4	2
Dallas	9	2	1	3	5	Tampa Bay	4	1	0	1	0
Detroit	4	1	0	1	0	Toronto	3	0	1	1	0
Edmonton	10	1	2	3	0	Vancouver	6	1	1	2	0
Florida	4	0	3	3	2	Washington	2	0	0	0	0
Los Angeles	9	3	2	5	0	Winnipeg	3	0	0	0	0
Minnesota	6	0	1	1	0						
Montreal	4	0	0	0	0	Total	170	22	24	46	28

Oct. 7	@ CHI	DNP		
Oct. 9	@ CBJ	DNP		
Oct. 10	vs CBJ	DNP		
Oct. 13	vs WPG	DNP		
Oct. 15	@ MTL	0-1	7:09	
Oct. 18	vs NJ	DNP		
Oct. 19	vs SJ	DNP		
Oct. 22	vs ARI	DNP		
Oct. 24	@ PHI	DNP		
Oct. 25	vs CGY	0-1		
Oct. 30	vs TOR	0-0		
Nov. 3	vs WSH	DNP		
Nov. 6	@ COL	0-0	12:56	
Nov. 7	@ ARI	0-0	14:25	
Nov. 10	vs CAR	0-1	9:31	
Nov. 12	vs STL	0-0	8:37	
Nov. 14	@ OTT	DNP		
Nov. 15	vs TOR	DNP		
Nov. 19	@ TB	DNP		
Nov. 19	@ FLA	DNP		
Nov. 23	vs FLA	DNP		
Nov. 25	vs MTL	DNP		
Nov. 27	@ BOS	0-0	2/1	13:31
Nov. 28	vs PHI	0-0	1/0	11:06
Nov. 30	vs CAR	0-0	0/1	13:07
Dec. 2	@ NYI	DNP		
Dec. 3	vs COL	DNP		
Dec. 6	vs OTT	DNP		
Dec. 9	@ VAN	DNP		
Dec. 11	@ EDM	0-0	2/1	13:18
Dec. 12	@ CGY	0-0	1/1	10:42
Dec. 15	vs EDM	0-0	0/1	6:24
Dec. 17	@ MIN	0-1	4/1	11:50
Dec. 18	@ WPG	0-0	2/1	14:43
Dec. 20	vs WSH	0-0	3/1	12:08
Dec. 22	vs ANA	0-0	3/1	9:36
Dec. 28	@ NSH	DNP		
Dec. 30	@ TB	0-0	0/0	9:35
Jan. 2	@ FLA	0-0	1/2	6:38
Jan. 5	vs DAL	DNP		
Jan. 11	vs FLA	0-0	2/1	13:09
Jan. 14	@ WSH	0-0	4/1	11:51
Jan. 15	@ CAR	0-0	2/1	14:48
Jan. 17	@ NYI	0-0	2/0	14:46
Jan. 19	@ NY	0-1	0/1	15:51
Jan. 21	@ BOS	0-0	2/1	15:56
Jan. 23	@ PIT	0-0	2/1	14:44
Jan. 26	vs NSH	0-0	2/0	15:04
Feb. 4	vs CBJ	0-0	3/0	13:31
Feb. 6	vs CGY	1-0	4/1	13:45
Feb. 9	@ COL	0-0	2/1	14:24
Feb. 10	@ ARI	0-0	1/0	12:19
Feb. 13	vs TOR	0-0	2/1	13:21
Feb. 15	vs MIN	DNP		
Feb. 18	vs ANA	0-0	2/0	13:50
Feb. 19	@ CGY	0-0	2/2	11:10
Feb. 21	vs COL	0-1	1/0	16:13
Feb. 25	vs OTT	2-0	4/2	12:17
Feb. 28	vs SJ	0-0	2/0	12:15
Mar. 1	vs NYI	0-0	2/0	13:22
Mar. 3	vs SJ	0-0	0/0	19:24
Mar. 5	@ SJ	0-0	0/0	14:55
Mar. 7	@ LA	0-0	1/2	14:36
Mar. 9	vs ARI	0-0	1/1	13:13
Mar. 12	vs NSH	0-0	2/1	13:32
Mar. 14	vs WPG	0-0	3/1	16:48
Mar. 16	vs COL	0-0	4/1	18:53
Mar. 18	@ EDM	0-0	2/1	13:35
Mar. 19	vs STL	0-0	0/1	14:11
Mar. 22	@ WPG	0-0	3/0	14:48
Mar. 24	@ NSH	0-0	2/1	16:53
Mar. 25	@ STL	0-0	1/1	12:38
Mar. 27	vs CHI	0-2	1/0	12:54
Mar. 29	vs SJ	0-0	1/0	12:18
Mar. 31	@ SJ	0-0	1/1	13:10
Apr. 1	@ ANA	1-0	2/0	14:34
Apr. 4	vs LA	1-0	3/1	14:02
Apr. 6	@ EDM	0-1	4/1	13:45
Apr. 7	@ CGY	1-0	3/1	14:07
Apr. 9	vs EDM	1-0	2/1	11:22

NHL MILESTONES

100th NHL Game Mar. 1/15 at DAL



50 BRENDAN GAUNCE

(BREHN-duhn GAWNNS)

POSITION CENTRE

SHOOTS LEFT

HEIGHT 6'2"

WEIGHT 217 LBS

BIRTHPLACE

MARKHAM, ON

BORN MAR. 25, 1994

DRAFTED

Vancouver's first round selection, 26th overall, in the 2012 NHL Entry Draft.

 @BrendanGaunce16

CAREER HIGHLIGHTS

2015.16 Split the season between the Canucks (1-0-1 in 20 games) and the Comets (17-21-38 in 46 games) in his second season of professional hockey...Notched his first NHL goal, Oct. 30 at ARI and made his NHL debut the night prior, Oct. 29 at DAL...As a Comet, his 17 goals were both a career-high and a team-high while his 38 points ranked him second on the team in scoring...Matched the AHL record for the fastest goal to start overtime (5 seconds), Feb. 6...Also appeared in four AHL playoff games, registering four penalty minutes.

2014.15 Appeared in his first season of professional hockey, registering 29 points (11-18-29) and 31 penalty minutes in 74 games with the Utica Comets...Recorded his first multi-point AHL game, Jan. 10 vs Adirondack...Recorded his first AHL goal (and GWG), Oct. 17 at San Antonio...Recorded his first AHL point with an assist, Oct. 12 at Toronto...Made his professional hockey debut, Oct. 11 at Toronto.

2013.14 In 65 regular season games split between Belleville and Erie, he registered 72 points (31-41-72) with 59 penalty minutes...Skated in 22 games for Belleville before being acquired by Erie in November 2013...Also scored 16 points (5-11-16) with 16 penalty minutes in 14 playoff games.

2012.13 Served as team captain and was the second-leading scorer for Belleville in his third OHL season, registering 60 points (33-27-60) with 44 penalty minutes in 60 regular season games...Notched 8 goals with 14 assists in 17 playoff games.

2011.12 Was the leading scorer for Belleville in his second season, notching 68 points with 68 penalty minutes in 68 games...Helped Canada capture bronze at the 2012 U18 World Junior Championship, registering four points (3-1-4) in seven games...Recorded three points (1-2-3) in six playoff games.

2010.11 Skated in 65 games for Belleville in his OHL rookie season, registering 36 points (11-25-36) and 40 penalty minutes...Represented Ontario in the 2011 U17 World Hockey Challenge, notching three points (2-1-3) and 18 penalty minutes.

REGULAR SEASON

PLAYOFFS

2015.16 GAME BY GAME

SEASON	CLUB	LEA	GP	G	A	PTS	PIM
2009.10	Markham	OJHL	1	0	0	0	0
2010.11	Belleville	OHL	65	11	25	36	40
2011.12	Belleville	OHL	68	28	40	68	68
2012.13	Belleville	OHL	60	33	27	60	44
2013.14	Belleville	OHL	22	10	16	26	27
	Erie	OHL	43	21	25	46	32
2014.15	Utica	AHL	74	11	18	29	31
2015.16	Vancouver	NHL	20	1	0	1	2
	Utica	AHL	46	17	21	38	16
VANCOUVER/NHL TOTALS			20	1	0	1	2

GP	G	A	PTS	PIM
-	-	-	-	-
4	0	0	0	4
6	1	2	3	2
17	8	14	22	10
-	-	-	-	-
14	5	11	16	16
21	4	5	9	12
-	-	-	-	-
4	0	0	0	4

Oct. 7	@ CGY	MIN		
Oct. 10	vs CGY	MIN		
Oct. 12	@ ANA	MIN		
Oct. 13	@ LA	MIN		
Oct. 16	vs STL	MIN		
Oct. 18	vs EDM	MIN		
Oct. 22	vs WSH	MIN		
Oct. 27	vs DET	MIN		
Oct. 27	vs MTL	MIN		
Oct. 29	@ DAL	0-0		
Oct. 30	@ ARI	1-0		
Nov. 2	@ WPG	DND		
Nov. 4	vs PIT	DND		
Nov. 7	@ BUF	MIN		
Nov. 8	@ NJ	MIN		
Nov. 10	@ CBJ	MIN		
Nov. 12	@ OTT	MIN		
Nov. 14	@ TOR	MIN		
Nov. 16	@ MTL	MIN		
Nov. 18	@ WPG	MIN		
Nov. 21	vs CHI	MIN		
Nov. 22	vs NJ	MIN		
Nov. 25	@ MIN	MIN		
Nov. 27	@ DAL	MIN		
Nov. 30	@ ANA	MIN		
Dec. 1	@ LA	MIN		
Dec. 3	vs DAL	MIN		
Dec. 5	vs BOS	MIN		
Dec. 7	vs BUF	MIN		
Dec. 9	vs NY	MIN		
Dec. 13	@ CHI	MIN		
Dec. 15	@ MIN	MIN		
Dec. 17	@ PHI	MIN		
Dec. 18	@ DET	MIN		
Dec. 20	@ FLA	MIN		
Dec. 22	@ TB	MIN		
Dec. 26	vs EDM	MIN		
Dec. 28	vs LA	MIN		
Jan. 1	vs ANA	MIN		
Jan. 4	vs ARI	MIN		
Jan. 6	vs CAR	MIN		
Jan. 9	vs TB	MIN		
Jan. 11	vs FLA	MIN		
Jan. 14	@ WSH	MIN		
Jan. 15	@ CAR	MIN		
Jan. 17	@ NYI	MIN		
Jan. 19	@ NY	MIN		
Jan. 21	@ BOS	MIN		
Jan. 23	@ PIT	MIN		
Jan. 26	vs NSH	MIN		
Feb. 4	vs CBJ	MIN		
Feb. 6	vs CGY	MIN		
Feb. 9	@ COL	MIN		
Feb. 10	@ ARI	MIN		
Feb. 13	vs TOR	MIN		
Feb. 15	vs MIN	MIN		
Feb. 18	vs ANA	MIN		
Feb. 19	@ CGY	MIN		
Feb. 21	vs COL	MIN		
Feb. 25	vs OTT	MIN		
Feb. 28	vs SJ	MIN		
Mar. 1	vs NYI	DND		
Mar. 3	vs SJ	0-0	3-1	13:36
Mar. 5	@ SJ	0-0	0/0	7:26
Mar. 7	@ LA	0-0	1-2	10:56
Mar. 9	vs ARI	0-0	0-1	10:44
Mar. 12	vs NSH	DND		
Mar. 14	vs WPG	MIN		
Mar. 16	vs COL	0-0	0/0	14:19
Mar. 18	@ EDM	0-0	3-1	13:42
Mar. 19	vs STL	0-0	2-1	12:25
Mar. 22	@ WPG	0-0	5-1	12:32
Mar. 24	@ NSH	0-0	2/0	13:04
Mar. 25	@ STL	0-0	0-1	14:57
Mar. 27	vs CHI	0-0	2/0	12:20
Mar. 29	vs SJ	0-0	2/0	11:06
Mar. 31	@ SJ	0-0	2/0	13:06
Apr. 1	@ ANA	0-0	3/0	15:42
Apr. 4	vs LA	0-0	1/0	14:07
Apr. 6	@ EDM	0-0	2/0	12:05
Apr. 7	@ CGY	0-0	3-1	16:38
Apr. 9	vs EDM	0-0	1/0	14:48

CAREER HIGHS

Most Goals in a Game	1: OCT. 30/15 at ARI
Most Assists in a Game	0
Most Points in a Game	1: OCT. 30/15 at ARI: 1-0-1
Hat Tricks	0
Game-Winning Goals	0
Power Play Goals	0
Shorthanded Goals	0
Overtime Points	0-0-0
Shootout Record	0/0: 0 GDG
Penalty Shot Record	0/0

NHL FIRSTS

First Game	Oct. 29/15 at DAL
First Goal	Oct. 30/15 at ARI
First Assist	N/A

STREAKS

Goals	N/A
Assists	N/A
Points	N/A

HONOURS


CHL Top Prospects Game: 2012

INTERNATIONAL

World U-17 Hockey Challenge: 2011 (Gold)
 U-18 Ivan Hlinka Memorial Tournament: 2012 (Gold)
 U-18 World Junior Championships: 2012 (Bronze)

GAUNCE vs NHL

TEAM	GP	G	A	PTS	PIM
Anaheim	1	0	0	0	0
Arizona	2	1	0	1	0
Calgary	1	0	0	0	0
Chicago	1	0	0	0	0
Colorado	1	0	0	0	0
Dallas	1	0	0	0	0
Edmonton	3	0	0	0	0
Los Angeles	2	0	0	0	0
Nashville	1	0	0	0	2
St. Louis	2	0	0	0	0
San Jose	4	0	0	0	0
Winnipeg	1	0	0	0	0
Total	20	1	0	1	2



60

MARKUS GRANLUND

(mahr-KUHS GRAN-luhnd)

POSITION CENTRE

SHOOTS LEFT

HEIGHT 6'0"

WEIGHT 183 LBS

BIRTHPLACE

OULU, FIN

BORN APR. 16, 1993

DRAFTED

Calgary's second round selection,
45th overall in the 2011 NHL
Entry Draft.

ACQUIRED

From the Calgary Flames in
exchange for Hunter Shinkaruk
on February 22, 2016.

 @GranlundMa

CAREER HIGHLIGHTS

2015.16 Completed his third NHL season, splitting the season between Vancouver (2-1-3) and Calgary (4-3-7)... Notched his first goal (and game-winner) in a Canucks uniform, Mar. 9 vs ARI... Made his Canucks debut and notched his first point (assist) in a Vancouver uniform, Feb. 25 vs OTT... Acquired from the Calgary Flames in exchange for Hunter Shinkaruk, Feb. 22... Registered a season-high two points (1-1-2), Feb. 9 vs TOR... Notched a goal in consecutive games, Dec. 8 vs SJ and Dec. 10 vs BUF.

2014.15 Appeared in his second NHL season with Calgary, establishing career-highs in games played (48), goals (8), assists (10), points (18), and shots on goal (65)... Had three multi-point games including a career-high two-goal game, Apr. 4 at EDM... Scored his first career game winning goal, Dec. 29 vs LA... Scored his first powerplay goal, Dec. 9 at TOR... Appeared in 21 games with Adirondack, registering 17 points (9-8-17) with 14 penalty minutes... Saw action in his first NHL postseason where he played three games and registered an assist.

2013.14 Appeared in his first NHL season with Calgary, registering three points (2-1-3) in seven games... Made his NHL debut, Feb. 27 vs LA, notched his first career assist/point, Mar. 3 at MIN and registered his first career goal, Mar. 5 vs OTT... Scored his first career shorthanded goal, Mar. 7 vs NYL... Played 52 games for the Abbotsford Heat where he finished second in goals (25) and third in points (46)... Also notched 5 points (2-3-5) in four AHL playoff games.

2012.13 Skated in his second season with HIFK Helsinki, ranking second on the team in scoring with 30 points (10-20-30) in 50 games played... Also notched three points (1-2-3) in five playoff games... Represented Finland at the World Junior Championships, scoring 12 points (5-7-12) in six games... Signed his first NHL deal with Calgary in April 2013.

2011.12 Made his professional hockey debut playing for HIFK Helsinki, notching 34 points (15-19-34) in 47 games... Represented Finland at the IIHF World Junior Championships, registering seven points (2-5-7) in seven games (2-5-7).

2010.11 Registered 52 points with a 49 penalty minutes in 40 games for HIFK's U-20 team... Also added 9 points (4-5-9) in 5 playoff games.

2009.10 Appeared in his first season with HIFK's U-20 team, registering 42 points (17-25-42) in 37 games and 13 points (2-11-13) in 14 playoff games.

REGULAR SEASON

PLAYOFFS

2015:16 GAME BY GAME

SEASON	CLUB	LEA	GP	G	A	PTS	PIM	GP	G	A	PTS	PIM
2010:11	Finland U-20	Mesti	6	3	3	6	6	-	-	-	-	-
	Helsinki	SM-li	2	0	0	0	0	-	-	-	-	-
2011:12	Helsinki	SM-li	47	15	19	34	18	3	0	0	0	0
	Kiekko-Vanta	Mesti	1	0	0	0	0	-	-	-	-	-
2012:13	Helsinki	SM-li	50	10	20	30	18	5	1	2	3	4
2013:14	Calgary	NHL	7	2	1	3	0	-	-	-	-	-
	Abbotsford	AHL	52	25	21	46	22	4	2	3	5	2
2014:15	Calgary	NHL	48	8	10	18	16	3	0	1	1	0
	Adirondack	AHL	21	9	8	17	14	-	-	-	-	-
2015:16	Calgary	NHL	31	4	3	7	8	-	-	-	-	-
	Vancouver	NHL	16	2	1	3	6	-	-	-	-	-
	Stockton	AHL	12	5	4	9	10	-	-	-	-	-
VANCOUVER TOTALS			16	2	1	3	6	-	-	-	-	-
NHL TOTALS			102	16	15	31	30	3	0	1	1	0

CAREER HIGHS

Most Goals in a Game

2: APR.4/15 at EDM

Most Assists in a Game

2: NOV.18/14 vs ANA

Most Points in a Game

Hat Tricks

2: FOUR TIMES—LATEST FEB.9/16 vs TOR; 1-1-2
0

Game-Winning Goals

2: LATEST MAR.9/16 vs ARI

Power Play Goals

1: DEC.9/14 at TOR

Shorthanded Goals

2: LATEST—FEB.9/16 vs TOR

Overtime Points

1-0-1

Shootout Record

0/1: 0 GDG

Penalty Shot Record

0/0

NHL FIRSTS

First Game Feb. 27/14 vs LA

First Goal Mar. 5/14 vs OTT

First Assist Mar. 3/14 at MIN

STREAKS

Goals N/A

Assists 3 games Nov. 15–20/14; 4 assists

Points 3 games Four times (latest Mar. 23–27/15; 1-2-3)

HONOURS

SM-liiga Most Points by Rookie: 2012

SM-liiga Most Goals by Rookie: 2012

SM-liiga Most Assists by Rookie: 2012

INTERNATIONAL

World Junior Championships: 2013, 2012

World U18 Championships: 2011, 2010 (Bronze)

World U-17 Hockey Challenge: 2010

GRANLUND vs NHL

TEAM	GP	G	A	PTS	PIM	TEAM	GP	G	A	PTS	PIM
Anaheim	6	0	2	2	2	Nashville	4	0	1	1	0
Arizona	7	1	0	1	0	New Jersey	3	0	0	0	0
Boston	1	0	0	0	2	NY Islanders	4	1	0	1	0
Buffalo	2	1	0	1	0	NY Rangers	3	0	0	0	2
Calgary	1	0	0	0	0	Ottawa	3	2	2	4	0
Carolina	2	0	1	1	2	Philadelphia	1	0	0	0	0
Chicago	2	0	1	1	0	Pittsburgh	1	0	1	1	0
Colorado	3	0	1	1	2	St. Louis	2	0	0	0	0
Columbus	2	0	0	0	0	San Jose	12	3	0	3	4
Dallas	6	0	1	1	6	Tampa Bay	2	0	0	0	2
Detroit	1	0	0	0	0	Toronto	2	2	1	3	0
Edmonton	9	2	1	3	4	Vancouver	3	0	1	1	2
Florida	3	0	1	1	0	Washington	1	1	0	1	0
Los Angeles	9	1	0	1	0	Winnipeg	3	0	0	0	0
Minnesota	3	1	1	2	2	Total	102	16	15	31	30
Montreal	1	1	0	1	0						

Oct. 7	vs VAN	DNP		
Oct. 10	@ VAN	DNP		
Oct. 13	vs STL	DNP		
Oct. 16	@ WPG	DNP		
Oct. 17	vs EDM	0/1	8:05	
Oct. 20	vs WSH	DNP		
Oct. 23	vs DET	DNP		
Oct. 25	@ NYI	DNP		
Oct. 26	@ NYI	DNP		
Oct. 28	@ OTT	DNP		
Oct. 30	vs MTL	DNP		
Oct. 31	@ EDM	DNP		
Nov. 3	@ COL	DNP		
Nov. 5	vs PHI	DNP		
Nov. 7	vs PIT	DNP		
Nov. 10	@ FLA	DNP		
Nov. 12	@ TB	DNP		
Nov. 13	@ WSH	DNP		
Nov. 15	@ CHI	DNP		
Nov. 17	@ NJ	DNP		
Nov. 20	vs CHI	DNP		
Nov. 24	@ ANA	DNP		
Nov. 27	@ ARI	0-0	6:34	
Nov. 28	@ SJ	1-0	3:0	13:02
Dec. 1	vs DAL	0-0	0-1	13:44
Dec. 4	vs BOS	0-0	4:0	11:20
Dec. 8	vs SJ	1-0	2:1	12:53
Dec. 10	vs BUF	1-0	2:1	19:31
Dec. 12	vs NYI	0-0	2-2	16:22
Dec. 15	@ NSH	0-0	1/1	12:34
Dec. 17	@ DAL	0-0	1/0	13:30
Dec. 19	@ STL	0-0	0-0	13:51
Dec. 20	@ DET	0-0	1/0	12:16
Dec. 22	vs WPG	0-0	3/0	12:45
Dec. 27	vs EDM	0-1	2/1	12:17
Dec. 29	vs ANA	0-0	0/0	13:02
Dec. 31	vs LA	0-0	1-1	12:52
Jan. 2	@ COL	0-0	2/0	13:33
Jan. 5	vs TB	0-0	2/0	14:58
Jan. 7	vs ARI	0-0	1-1	13:44
Jan. 11	vs SJ	0-0	0-1	11:29
Jan. 13	vs FLA	0-0	1/1	15:56
Jan. 16	@ EDM	0-0	0/0	15:38
Jan. 19	@ NJ	0-0	2/0	14:41
Jan. 21	@ CBJ	0-0	1/0	12:07
Jan. 24	@ CAR	0-1	1/1	8:31
Jan. 25	@ DAL	0-0	0/1	12:56
Jan. 27	vs NSH	0-0	1/0	11:44
Feb. 3	vs CAR	DNP		
Feb. 5	vs CBJ	DNP		
Feb. 6	@ VAN	DNP		
Feb. 9	vs TOR	1-1	1/1	14:49
Feb. 11	@ SJ	0-0	1-1	12:26
Feb. 12	@ ARI	DNP		
Feb. 15	vs ANA	0-0	2-1	13:11
Feb. 17	vs MIN	0-0	0/0	12:45
Feb. 19	vs VAN	DNP		
Feb. 21	@ ANA	DNP		
Feb. 25	vs OTT	0-1	2/3	12:40
Feb. 28	vs SJ	0-0	1/0	15:33
Mar. 1	vs NYI	0-0	0-2	14:38
Mar. 3	vs SJ	0-0	0/2	14:17
Mar. 5	@ SJ	0-0	1-1	18:59
Mar. 7	@ LA	0-0	1-2	14:38
Mar. 9	vs ARI	1-0	3/2	21:32
Mar. 12	vs NSH	0-0	0/0	17:55
Mar. 14	vs WPG	0-0	1-1	4:54
Mar. 16	vs COL	INJ		
Mar. 18	@ EDM	INJ		
Mar. 19	vs STL	INJ		
Mar. 22	@ WPG	INJ		
Mar. 24	@ NSH	INJ		
Mar. 25	@ STL	INJ		
Mar. 27	vs CHI	INJ		
Mar. 29	vs SJ	0-0	0/0	16:01
Mar. 31	@ SJ	1-0	3/1	16:36
Apr. 1	@ ANA	0-0	1/0	17:46
Apr. 4	vs LA	0-0	2/0	16:26
Apr. 6	@ EDM	0-0	0-4	12:34
Apr. 7	@ CGY	0-0	2-2	15:57
Apr. 9	vs EDM	0-0	2/1	16:39

NHL MILESTONES

100th NHL Game Apr. 6/16 at EDM



44

ERIK GUDBRANSON

(AIR-ihk gudh-BRAN-sun)

POSITION DEFENCEMAN

SHOOTS RIGHT

HEIGHT 6'5"

WEIGHT 220 LBS

BIRTHPLACE

OTTAWA, ON

BORN JAN. 7, 1992

DRAFTED

Florida's first round selection, 3rd overall in the 2010 NHL Entry Draft.

ACQUIRED

From Florida along with a 2016 fifth round selection in exchange for Jared McCann and 2016 second and fourth round selection.

 @Guddy44

CAREER HIGHLIGHTS

2015.16 Completed his fifth NHL season, fifth with Florida, registering nine points (2-7-9) along with 49 penalty minutes in 64 games...Ranked third on the team in hits (150), fourth in blocked shots (73) and fourth in average TOI (20:06)... Appeared in his 300th career NHL games, Mar. 1 at WPG...Led Florida D-men in average ice time in the 2016 playoffs (26:54) in addition to ranking second on the team in blocked shots (8) in six games. Also appeared in six playoff games.

2014.15 Completed his fourth NHL season, fourth with Florida...Scored fourth goal of the season to reach a career-high in goals, March 7 vs NYL...Recorded first multi-assist game of his career (0-2-2) Feb. 10 vs ANA...Played 200th career game Dec. 22 vs PIT...Recorded a career high eight hits on Dec. 18 at PHL...Recorded his first goal of the season, four PIMs and three shots Oct. 9 at TB.

2013.14 Completed his third NHL season, third with Florida...Recorded career-high points (9), goals (3) and PIMs (14)...Recorded points in back-to-back games, Apr. 6-8 (1-1-2)...Recorded a goal and an assist, Dec. 5 vs WPG...Registered first assist of season, Oct. 25 vs BUF.

2012.13 Completed his second NHL season, second with Florida...Played in 100th NHL game, Apr. 7 vs OTT...Recorded a season-high of six hits Feb. 26 vs PIT...Recorded first point of the season (assist) Feb. 12 vs WSH...Recorded a shot on 21:02 TOI in season debut, Feb. 7 at PHL...Appeared in two games for conditioning assignment with San Antonio.

2011.12 Completed his first NHL season, first with Florida...Led team in hits (154)...Had a career-high +2 rating along with an assist, Feb. 28 at TOR...Had career-high seven hits, Feb. 23 vs MIN... Had career-high 21:16 TOI, Feb. 15 vs OTT...Recorded first NHL goal, Dec. 11 at NY...Earned first career NHL point and tied career high with +1 rating, Dec. 1 at LA...Had career-high five shots, Nov. 23 vs NY...Had career-high three blocked shots, Oct. 27 at OTT...Totalled career-high 19 PIM, had first career fight (S. Downie), Oct. 15 vs TB...Made NHL debut, Oct. 8 at NYL...Played in all seven playoff games...Career-high TOI in Game 7 vs NJ 21:04...Made playoff debut in Game One, Apr. 13 vs NJ.

2010.11 Completed his third OHL season, third with Kingston...Played in 44 games, registering 12 goals, 22 assists, 34 points, was -1 and finished second on Kingston in PIMs with 105...Played in five playoff games, finishing with one goal, three assists, four points, was -3 and 10 PIM.

2009.10 Completed his second OHL season, second with Kingston...Played in 41 games, registering two goals, 21 assists, 23 points, was +11, with 68 PIMs...Competed in seven Playoff games for Kingston, finishing with one goal, two assists, three points with six PIMs.

2008.09 Completed his rookie season in the OHL with Kingston...Played in 63 games, registering three goals, 19 assists, 22 points with 69 PIMs.

REGULAR SEASON

PLAYOFFS

2015.16 GAME BY GAME

SEASON	CLUB	LEA	GP	G	A	PTS	PIM	GP	G	A	PTS	PIM
2008.09	Kingston	OHL	63	3	19	22	69	-	-	-	-	-
2009.10	Kingston	OHL	41	2	21	23	68	7	1	2	3	6
2010.11	Kingston	OHL	44	12	22	34	105	5	1	3	4	10
2011.12	Florida	NHL	72	2	6	8	78	7	0	0	0	8
2012.13	Florida	NHL	32	0	4	4	47	-	-	-	-	-
	San Antonio	AHL	2	0	0	0	2	-	-	-	-	-
2013.14	Florida	NHL	65	3	6	9	114	-	-	-	-	-
2014.15	Florida	NHL	76	4	9	13	58	-	-	-	-	-
2015.16	Florida	NHL	64	2	7	9	49	6	0	0	0	2
NHL TOTALS			309	11	32	43	346	13	0	0	0	10

CAREER HIGHS

Most Goals in a Game

1: 11x—LATEST MAR. 3/16 at COL

Most Assists in a Game

2: FEB. 10/15 vs ANA

Most Points in a Game

2: THREE TIMES—LATEST FEB. 10/15 vs ANA: 0-2-2

Hat Tricks

0

Game-Winning Goals

0

Power Play Goals

0

Shorthanded Goals

0

Overtime Points

0-0-0

Shootout Record

0/0: 0 GDG

Penalty Shot Record

0/0

NHL FIRSTS

First Game Oct. 8/11 at NYI

First Goal Dec. 11/11 at NYI

First Assist Dec. 1/11 at LA

STREAKS

Goals N/A

Assists N/A

Points N/A

HONOURS

OHL Scholastic Player of the Year: 2010

OHL Second All-Rookie Team: 2009

INTERNATIONAL

World Championships: 2014

World Junior Championships: 2011 (Silver)

World U-18 Championships: 2009

World U-17 Challenge: 2010

GUDBRANSON vs NHL

TEAM	GP	G	A	PTS	PIM	TEAM	GP	G	A	PTS	PIM
Anaheim	6	1	3	4	2	New Jersey	10	0	1	1	4
Arizona	5	0	1	1	9	NY Islanders	15	2	1	3	33
Boston	17	0	1	1	6	NY Rangers	13	1	1	2	2
Buffalo	17	0	2	2	23	Ottawa	14	0	1	1	21
Calgary	6	0	1	1	2	Philadelphia	15	2	2	4	28
Carolina	17	0	2	2	17	Pittsburgh	13	0	2	2	16
Chicago	7	0	0	0	2	St. Louis	6	0	1	1	10
Colorado	7	1	0	1	2	San Jose	5	0	1	1	2
Columbus	10	0	1	1	17	Tampa Bay	18	1	1	2	39
Dallas	6	0	1	1	7	Toronto	13	1	2	3	4
Detroit	10	0	1	1	4	Vancouver	5	0	0	0	0
Edmonton	7	1	0	1	14	Washington	18	0	1	1	36
Los Angeles	7	0	1	1	2	Winnipeg	13	1	2	3	18
Minnesota	8	0	0	0	0						
Montreal	16	0	2	2	26	Total	309	11	32	43	346
Nashville	5	0	0	0	0						

Oct. 10	vs PHI	0-0	0/2	19:32
Oct. 12	@ PHI	0-0	2/1	20:21
Oct. 13	@ CAR	0-1	1/0	22:01
Oct. 15	vs BUF	0-0	2/1	21:09
Oct. 17	vs DAL	0-0	1/2	16:31
Oct. 20	@ PIT	0-1	1/1	22:31
Oct. 22	@ CHI	0-0	0/0	21:17
Oct. 24	@ DAL	0-0	0/3	19:46
Oct. 27	vs COL	0-0	0/1	20:34
Oct. 30	vs BOS	0-0	2/1	22:17
Oct. 31	vs WSH	0-0	1/1	22:06
Nov. 4	@ ANA	1-0	1/0	22:43
Nov. 5	@ SJ	0-0	0/1	20:25
Nov. 7	@ LA	0-0	0/1	17:56
Nov. 10	vs CGY	0-0	1/1	22:35
Nov. 12	vs BUF	0-0	0/1	19:12
Nov. 14	@ TB	0-0	2/1	21:53
Nov. 16	vs TB	0-0	1/0	20:35
Nov. 19	vs ANA	0-0	2/0	18:16
Nov. 21	vs NYR	0-0	1/1	19:26
Nov. 23	vs LA	0-0	0/1	20:31
Nov. 27	vs NYI	0-1	0/0	20:51
Nov. 29	@ DET	0-0	1/0	18:53
Dec. 1	@ STL	0-0	2/1	21:49
Dec. 3	@ NSH	0-0	1/0	20:03
Dec. 4	@ CBJ	0-0	3/1	23:49
Dec. 6	@ NJ	0-0	1/1	17:32
Dec. 8	vs OTT	0-0	0/1	18:02
Dec. 10	vs WSH	0-0	1/1	23:40
Dec. 12	@ BOS	0-0	2/1	17:56
Dec. 15	@ NYI	0-0	3/2	20:22
Dec. 17	@ NJ	0-0	2/0	19:58
Dec. 18	@ CAR	0-0	0/1	18:18
Dec. 20	vs VAN	0-0	2/3	12:33
Dec. 22	vs OTT	0-0	0/1	14:28
Dec. 27	vs CBJ	0-0	0/2	17:15
Dec. 29	vs MTL	0-1	2/1	19:47
Jan. 2	vs NYR	0-0	1/0	21:43
Jan. 3	vs MIN	0-0	1/1	19:23
Jan. 5	@ BUF	0-0	3/1	20:35
Jan. 7	@ OTT	0-0	1/1	19:45
Jan. 10	@ EDM	0-0	1/1	19:16
Jan. 11	@ VAN	0-0	1/0	24:48
Jan. 13	@ CGY	0-0	0/2	20:19
Jan. 17	@ TB	0-0	0/0	20:24
Jan. 18	vs EDM	0-0	0/0	4:28
Jan. 22	vs CHI	0-0	1/2	19:16
Jan. 23	vs TB	0-0	2/0	22:47
Jan. 26	vs TOR	0-1	1/1	20:01
Feb. 2	@ WSH	0-0	0/1	21:41
Feb. 4	vs DET	0-0	2/1	20:03
Feb. 6	vs PIT	INJ		
Feb. 8	@ DET	INJ		
Feb. 9	@ BUF	INJ		
Feb. 12	vs STL	INJ		
Feb. 13	vs NSH	INJ		
Feb. 15	vs PIT	INJ		
Feb. 18	vs SJ	INJ		
Feb. 20	vs WPG	INJ		
Feb. 25	vs ARI	0-0	0/0	19:32
Feb. 27	@ CB	0-0	2/0	19:37
Feb. 28	@ MIN	0-0	0/1	20:56
Mar. 1	@ WPG	0-0	0/0	23:16
Mar. 3	@ COL	1-0	2/1	20:05
Mar. 5	@ ARI	0-0	2/0	18:43
Mar. 7	vs BOS	0-1	3/0	22:26
Mar. 10	vs OTT	0-1	2/1	24:18
Mar. 12	vs PHI	0-0	4/0	22:32
Mar. 14	@ NYI	0-0	1/0	23:18
Mar. 15	@ MTL	INJ		
Mar. 17	@ TOR	INJ		
Mar. 19	vs DET	INJ		
Mar. 21	@ NYR	INJ		
Mar. 24	@ BOS	INJ		
Mar. 26	@ TB	INJ		
Mar. 29	vs TOR	INJ		
Mar. 31	vs NJ	0-0	1/1	21:36
Apr. 2	vs MTL	0-0	1/1	21:39
Apr. 4	@ TOR	0-0	2/0	18:12
Apr. 5	@ MTL	INJ		
Apr. 7	@ OTT	INJ		

NHL MILESTONES

100th NHL Game Apr. 7/13 vs OTT

300th NHL Game Mar. 1/16 at WPG



36 JANNIK HANSEN

(YAH-nihk HAHN-suhn)

POSITION RIGHT WING

SHOOTS RIGHT

HEIGHT 6'1"

WEIGHT 194 LBS

BIRTHPLACE
RØDDVRE, DENMARK

BORN MAR. 15, 1986

DRAFTED

Vancouver's seventh round selection, 287th overall in the 2004 NHL Entry Draft.

CAREER HIGHLIGHTS

2015.16 Completed his ninth NHL season (all with Vancouver), setting career-highs in goals (22) and game-winning goals (5). Notched a career-high 18.8% shooting percentage which ranked him sixth in the League...Recorded his career-best 22nd goal of the season, Apr. 9 vs EDM...Notched his career-best fifth GWG, Mar. 31 at SJ...Registered his second career hat trick and fifth career SHG, Jan. 23 at PIT...Recorded his first OT goal, Dec. 26 vs EDM...Appeared in his 500th NHL game, Dec. 9 vs NY...Notched his 200th career point with a goal, Dec. 3 vs DAL...Set a new single game career-high in points (4) and assists (3), Nov. 10 at CBJ.

2014.15 Completed his eighth season as a Canuck, recording 33 points (16-17-33) in 81 games...Ranked t-sixth on the team in points...Named NHL's First Star for the week ending Nov. 23...Collected his first career hat trick and tied a career high for most points in a game, Nov. 23 vs CHI...Appeared in his 400th NHL game, Nov. 1 at EDM...Recorded his 100th career assist, Feb. 16 vs MIN...In six WCO playoff games, tied for the team-lead in both playoff goals (2) and points (4).

2013.14 Appeared in 71 games, collecting 20 points (11-9-20) in his seventh NHL season...Ranked tied for fourth on the Canucks in game-winning goals (3) and fifth in even strength goals with 10.

2012.13 Appeared in 47 games, collecting 27 points (10-17-27) in his sixth NHL season...Ranked tied for fourth on the team in goal scoring with 10 goals...Was the recipient of the Most Exciting Player Award and the Fred J. Hume Award (Canucks unsung hero), as voted by the fans...Notched his first NHL power play goal, Apr. 22/13 vs CHI...Played his 300th NHL game, collecting an assist, Mar. 21/13 at PHX...Registered a career-high three point game (1-2-3), including the game-winner Mar. 14/13 vs NSH.

2011.12 Recorded 39 points (16-23-39) in 82 games in his fifth NHL season...Established new career season highs in goals (16), assists (23) and points (39)...Registered his 100th career point, Mar. 24 at COL...Established a career best five-game scoring streak, registering six points (4-2-6), Dec. 1-10/11...Appeared in his 200th career NHL game, Oct. 29/11 vs WSH.

2010.11 Led all Canucks with 149 hits during his fourth NHL season...Recorded 29 points (19-20-29) and 32 penalty minutes in 82 games played...Set a career high in games played (82), assists (20), points (29) and plus/minus (+13)...Registered four multi-point games and tied a career high for most assists in a game (2) three times...Collected nine points (3-6-9) and registered 39 hits in 25 playoff games.

2009.10 Recorded 15 points (9-6-15) in 47 games played...Played his 100th career NHL game, Mar. 27 at SJ...Scored first career shorthanded goal, Feb. 11 at FLA...Tied a career high for most points in a game (1-1-2), Nov 14 at COL.

2008.09 Finished the season with 21 points (6-15-21) and 37 penalty minutes in 55 games with the Canucks...Registered his first career game-winning goal, Feb 10/09 at STL...Recorded his first two goal game Oct. 25/08 vs EDM...Scored his first career goal, Oct. 16/08 at DET...Recorded his first career point (an assist), Oct. 11/08 at CGY.

2007.08 Appeared in six playoff games for the Manitoba Moose recording four points (2-2-4).

2006.07 Made his NHL debut during playoffs against Dallas appearing in 10 games recording one point (0-1-1) and four penalty minutes.

2005.06 Recorded 13 points (7-6-13) in 12 playoff games for Portland of the WHL...Represented Denmark in the 2004, 2006 and 2008 World Championships appearing in a total of 16 games recording six points (4-2-6) and eight penalty minutes.

REGULAR SEASON

PLAYOFFS

2015/16 GAME BY GAME

SEASON	CLUB	LEA	GP	G	A	PTS	PIM	GP	G	A	PTS	PIM
2005.06	Portland	WHL	64	24	40	64	67	12	7	6	13	16
2006.07	Vancouver	NHL	–	–	–	–	–	10	0	1	1	4
	Manitoba	AHL	72	12	22	34	38	6	0	0	0	2
2007.08	Vancouver	NHL	5	0	0	0	2	–	–	–	–	–
	Manitoba	AHL	50	21	22	43	22	2	2	2	4	0
2008.09	Vancouver	NHL	55	6	15	21	37	6	0	0	0	0
	Manitoba	AHL	2	1	0	1	2	–	–	–	–	–
2009.10	Vancouver	NHL	47	9	6	15	18	12	1	2	3	4
	Manitoba	AHL	5	0	2	2	5	–	–	–	–	–
2010.11	Vancouver	NHL	82	9	20	29	32	25	3	6	9	18
2011.12	Vancouver	NHL	82	16	23	39	34	5	1	0	1	14
2012.13	Vancouver	NHL	47	10	17	27	8	4	0	0	0	2
	Tappara	SM-liiga	20	7	10	17	43	–	–	–	–	–
2013.14	Vancouver	NHL	71	11	9	20	43	–	–	–	–	–
2014.15	Vancouver	NHL	81	16	17	33	27	6	2	2	4	0
2015.16	Vancouver	NHL	67	22	16	38	32	–	–	–	–	–
VANCOUVER/NHL TOTALS			537	99	123	222	233	64	7	11	18	42

CAREER HIGHS

Most Goals in a Game	3: TWICE—LATEST JAN. 23/16 at PIT
Most Assists in a Game	3: NOV. 10/15 at CBJ
Most Points in a Game	4: NOV. 10/15 at CBJ; 1-3-4
Hat Tricks	2: TWICE—LATEST JAN. 23/16 at PIT
Game-Winning Goals	19: LATEST—MAR. 31/16 at SJ
Power Play Goals	2: LATEST—APR. 4/16 vs LA
Shorthanded Goals	5: LATEST—JAN. 23/16 at PIT
Overtime Points	1-3-4
Shootout Record	0/3: 0 GDG
Penalty Shot Record	0/2: LATEST—NOV. 22/13 vs CBJ, no goal (Bobrovsky)

NHL FIRSTS

First Game	Nov. 1/07 vs NSH	Goals	3 games	Three times, Latest Nov. 19–23/14: 5 goals
First Goal	Oct. 16/08 at DET	Assists	3 games	Twice, Latest Oct. 20–13: 3 assists
First Assist	Oct. 11/08 at CGY	Points	5 games	Dec. 1–10/11: 4-2-6

STREAKS

HONOURS

Fred J. Hume Award (Canucks Unsung Hero): 2016, 2013, 2011
Vancouver Canucks Most Exciting Player: 2013

INTERNATIONAL

World Cup: 2016
World Championships: 2014, 2012, 2008, 2006, 2005
World Junior Championships: 2006, 2005, 2004
World U18 Championships: 2003, 2002

HANSEN vs NHL

TEAM	GP	G	A	PTS	PIM	TEAM	GP	G	A	PTS	PIM	
Anaheim	30	5	13	18	29	Montreal	11	0	3	3	2	
Arizona	26	3	4	7	8	Nashville	27	4	5	9	10	
Boston	9	2	2	4	4	New Jersey	8	1	0	1	0	
Buffalo	9	1	0	1	2	NY Islanders	9	0	3	3	0	
Calgary	39	6	10	16	18	NY Rangers	9	0	5	5	2	
Carolina	9	3	2	5	6	Ottawa	13	0	3	3	2	
Chicago	25	8	4	12	8	Philadelphia	10	4	1	5	4	
Colorado	34	8	6	14	8	Pittsburgh	10	5	3	8	17	
Columbus	1	1	7	8	6	St. Louis	22	8	1	9	6	
Dallas	21	2	7	9	8	San Jose	28	6	7	13	13	
Detroit	22	2	3	5	2	Tampa Bay	8	2	0	2	2	
Edmonton	40	10	7	17	22	Toronto	10	4	4	8	8	
Florida	9	3	2	5	10	Washington	8	0	5	5	2	
Los Angeles	28	3	6	9	18	Winnipeg	11	0	2	2	4	
Minnesota	31	8	8	16	12							
Total			537	99	123	222	233					

Oct. 7	@ CGY	1-0	3/2	13:40
Oct. 10	vs CGY	0-1	1/1	12:25
Oct. 12	@ ANA	0-1	2/1	14:35
Oct. 13	@ LA	0-1	2/2	16:21
Oct. 16	vs STL	0-0	4/-1	15:14
Oct. 18	vs EDM	0-0	1/0	17:37
Oct. 22	vs WSH	0-0	1/0	14:46
Oct. 24	vs DET	0-0	2/-1	14:42
Oct. 27	vs MTL	0-0	3/1	15:04
Oct. 29	@ DAL	0-0	2/-2	12:47
Oct. 30	@ ARI	0-0	1/1	13:58
Nov. 2	vs PHI	1-0	1/1	15:44
Nov. 4	vs PIT	1-0	3/1	16:10
Nov. 7	@ BUF	0-0	0/0	16:09
Nov. 8	@ NJ	0-0	0/-2	15:43
Nov. 10	@ CBJ	1-3	1/5	14:48
Nov. 12	@ OTT	0-0	2/0	17:39
Nov. 14	@ TOR	1-0	5/0	21:32
Nov. 16	@ MTL	0-0	2/-1	19:42
Nov. 18	@ WPG	0-0	3/-1	18:20
Nov. 21	vs CHI	1-1	1/3	18:07
Nov. 22	vs NJ	0-0	2/1	17:19
Nov. 25	@ MIN	1-0	4/0	15:53
Nov. 27	@ DAL	0-1	3/1	15:31
Nov. 30	@ ANA	0-0	0/0	13:09
Dec. 1	@ LA	0-0	1/0	17:29
Dec. 3	vs DAL	1-0	3/0	19:48
Dec. 5	vs BOS	0-0	0/-1	16:39
Dec. 7	vs BUF	0-0	0/-2	15:25
Dec. 9	vs NY	0-0	0/1	15:02
Dec. 13	@ CHI	0-0	1/-1	15:28
Dec. 15	@ MIN	1-0	5/1	16:53
Dec. 17	@ PHI	0-0	0/-1	13:33
Dec. 18	@ DET	0-1	3/0	18:14
Dec. 20	@ FLA	1-1	1/1	17:31
Dec. 22	@ TB	0-0	3/0	15:01
Dec. 26	vs EDM	2-0	4/2	20:09
Dec. 28	vs LA	0-0	0/0	19:38
Jan. 1	vs ANA	0-0	3/0	17:59
Jan. 4	vs ARI	0-0	2/0	16:11
Jan. 6	vs CAR	0-0	0/0	13:25
Jan. 9	vs TB	N/A		
Jan. 11	vs FLA	N/A		
Jan. 14	@ WSH	N/A		
Jan. 15	@ CAR	N/A		
Jan. 17	@ NYI	0-0	2/1	17:33
Jan. 19	@ NY	0-0	0/0	15:51
Jan. 21	@ BOS	0-1	0/0	14:23
Jan. 23	@ PIT	3-0	7/3	16:25
Jan. 26	vs NSH	0-0	1/1	18:48
Feb. 4	vs CBJ	0-0	1/0	16:40
Feb. 6	vs CGY	0-0	4/1	19:53
Feb. 9	@ COL	0-0	0/0	17:38
Feb. 10	@ ARI	1-0	2/1	16:36
Feb. 13	vs TOR	0-1	1/1	11:46
Feb. 15	vs MIN	0-0	1/0	17:05
Feb. 18	vs ANA	1-0	3/-1	15:16
Feb. 19	@ CGY	0-1	0/0	18:40
Feb. 21	vs COL	2-0	3/3	15:34
Feb. 25	vs OTT	0-0	1/0	16:17
Feb. 28	vs SJ	0-0	1/-2	18:28
Mar. 1	vs NYI	N/A		
Mar. 3	vs SJ	N/A		
Mar. 5	@ SJ	N/A		
Mar. 7	@ LA	N/A		
Mar. 9	vs ARI	N/A		
Mar. 12	vs NSH	N/A		
Mar. 14	vs WPG	N/A		
Mar. 16	vs COL	N/A		
Mar. 18	@ EDM	N/A		
Mar. 19	vs STL	N/A		
Mar. 22	@ WPG	N/A		
Mar. 24	@ NSH	0-0	1/0	16:04
Mar. 25	@ STL	0-0	1/0	16:41
Mar. 27	vs CHI	0-0	1/-1	18:47
Mar. 29	vs SJ	0-0	1/-2	18:32
Mar. 31	@ SJ	1-1	2/2	14:24
Apr. 1	@ ANA	0-2	2/1	18:35
Apr. 4	vs LA	1-0	1/1	15:58
Apr. 6	@ EDM	0-0	3/0	18:45

NHL MILESTONES

100th NHL Game	Mar. 27/10 at SJ
500th NHL Game	Dec. 9/15 vs NY
100th NHL Point	Mar. 24/12 at COL
200th NHL Point	Dec. 3/15 vs DAL
100th NHL Assist	Feb. 16/15 vs MIN



53 80 HORVAT

(BOE Hohrr-vatt)

POSITION CENTRE

SHOOTS LEFT

HEIGHT 6'1"

WEIGHT 223 LBS

BIRTHPLACE

RODNEY, ON

BORN APR. 5, 1995

DRAFTED

Vancouver's first round selection,
9th overall in the 2013 NHL
Entry Draft.

 @BoHorvat

CAREER HIGHLIGHTS

2015.16 Completed his sophomore NHL season (all with Vancouver), surpassing his rookie totals in goals (16), assists (24), points (40), power play goals (4), power play points (12), game-winning goals (4), OT goals (1) and shots (155)...One of only two Canucks players this season (Daniel Sedin) to appear in all 82 games...Notched nine multipoint games...Tied for the team-lead in scoring after the All-Star break notching 18 points (7-11-18) in the final 32 games...Led the team and finished ranked 13th in the League in faceoffs wins (760), seventh in defensive zone faceoff wins (345), and seventh in faceoff wins when Vancouver is ahead (272)...Established a new career-high six-game point streak (6-3-9), Jan. 4-15...Appeared in his 100th career NHL game, Dec. 15 at MIN...Collected his first career power play goal, Oct. 10 vs CGY.

2014.15 Completed his first NHL campaign, registering 25 points (13-12-25) and averaging 12:15 ice time per game in 68 games played...Ranked first among rookies in face-off win percentage (51.6%) as well as 14th in points, 1-7th in goals and 1-23rd in assists...Collected the first game-winning goal of his career, Jan. 19 VAN at FLA...At age 19, became the first teenager to record three points (0-3-3) in one game for the Canucks since Feb. 28, 1990, when Trevor Linden collected 2-1-3 vs PHI, Nov. 23 vs CHL...Collected his first NHL career goal, Nov. 20 vs ANA...Appeared in his first career NHL game, Nov. 4 at COL.

2013.14 Appeared in 54 games in his third season with the London Knights, collecting a career-high 74 points (30-44-74) and 36 penalty minutes...Ranked third on the team in scoring...Established a career high ten-game scoring streak (5-14-19) from Nov. 1-23...Registered 11 points (5-6-11) in 9 playoff games...Named to Team OHL for the CHL Subway Super Series, registering one goal (1-0-1) in two games played.

2012.13 Finished fourth among all Knights skaters in scoring, collecting 61 points (32-28-60) and 29 penalty minutes in 67 games played...Recorded 61 points (33-28-61) in 67 games...Scored a league-leading 16 goals (16-7-23) through 21 games during the Ontario Hockey League playoffs, tallying the game-winning goal in Game 7 to clinch a berth in the Memorial Cup and Most Valuable Player honours for the OHL playoffs...Represented Canada at the 2012 U18 Ivan Hlinka Tournament registering four points (2-2-4) in five games, helping Canada capture a gold medal.

2011.12 Skated in 64 games for the London Knights as a rookie registering 30 points (11-19-30) and 8 penalty minutes with a plus-27 rating...Recorded four points (1-3-4) and was a plus-one in 18 playoff games including one goal in four games at the Memorial Cup...Was named captain of Canada Ontario at the 2012 U17 World Hockey Challenge, recording seven points (4-3-7) in six games.

REGULAR SEASON

PLAYOFFS

2015.16 GAME BY GAME

SEASON	CLUB	LEA	GP	G	A	PTS	PIM	GP	G	A	PTS	PIM
2011.12	London	OHL	64	11	19	30	8	18	1	3	4	0
2012.13	London	OHL	67	33	28	61	29	21	16	7	23	10
2013.14	London	OHL	54	30	44	74	36	9	5	6	11	4
2014.15	Vancouver	NHL	68	13	12	25	16	6	1	3	4	2
	Utica	AHL	5	0	0	0	4	-	-	-	-	-
2015.16	Vancouver	NHL	82	16	24	40	18	-	-	-	-	-
VANCOUVER/NHL TOTALS			150	29	36	65	34	6	1	3	4	2

CAREER HIGHS

Most Goals in a Game	2: TWICE—LATEST JAN.16/16 at CAR
Most Assists in a Game	3: NOV.23/14 vs CHI
Most Points in a Game	3: NOV.23/14 vs CHI 0-3-3
Hat Tricks	0
Game-Winning Goals	5: LATEST MAR.12/16 vs NSH
Power Play Goals	4: LATEST APR.7/16 at CGY
Shorthanded Goals	1: MAR.21/15 at LA
Overtime Points	1-0-1
Shootout Record	0/2: 0 GDG
Penalty Shot Record	0/0

NHL FIRSTS

First Game	Nov. 4/14 at COL
First Goal	Nov. 20/14 vs ANA
First Assist	Nov. 23/14 vs CHI

STREAKS

Goals	3 games	Jan. 4-9/16: 4 goals
Assists	3 games	Jan. 9-14/16: 3 assists
Points	6 games	Jan. 4-15/16: 6-3-9

HONOURS

Pavel Bure "Most Exciting Player": 2016
CHL Memorial Cup Most Sportsmanlike Player: 2013
OHL Playoffs Most Goals: 2013
OHL Playoffs MVP: 2013
Minor Hockey Alliance of Ontario Player of the Year: 2011

INTERNATIONAL

Under-18 Ivan Hlinka Memorial Tournament: 2013 (Gold)
World Under-17 Hockey Challenge: 2012 (Bronze)
World Junior Championships: 2014

HORVAT vs NHL

TEAM	GP	G	A	PTS	PIM	TEAM	GP	G	A	PTS	PIM
Anaheim	10	3	1	4	2	Nashville	4	2	1	3	0
Arizona	8	1	2	3	2	New Jersey	4	0	2	2	2
Boston	4	0	2	2	0	NY Islanders	4	1	0	1	2
Buffalo	4	1	0	1	0	NY Rangers	4	1	1	2	0
Calgary	8	2	2	4	0	Ottawa	4	0	2	2	2
Carolina	3	4	0	4	0	Philadelphia	4	1	1	2	2
Chicago	6	1	5	6	2	Pittsburgh	4	2	0	2	0
Colorado	5	1	1	2	2	St. Louis	5	0	0	0	0
Columbus	4	1	1	2	0	San Jose	10	3	2	5	2
Dallas	5	0	0	0	0	Tampa Bay	3	1	1	2	0
Detroit	4	0	2	2	0	Toronto	4	0	2	2	4
Edmonton	7	1	1	2	2	Washington	3	0	2	2	0
Florida	4	1	2	3	0	Winnipeg	6	0	1	1	2
Los Angeles	10	1	1	2	6	Total	150	29	36	65	34
Minnesota	6	1	1	2	2						
Montreal	3	0	0	0	0						

Oct. 7	@ CGY	0-0	4/0	16:47
Oct. 10	vs CGY	1-0	3/1	17:36
Oct. 12	@ ANA	0-0	1/0	19:26
Oct. 13	@ LA	0-0	1/0	16:01
Oct. 16	vs STL	0-0	3/3	17:34
Oct. 18	vs EDM	0-0	0/1	14:04
Oct. 22	vs WSH	0-0	0/1	16:55
Oct. 24	vs DET	0-1	3/1	13:10
Oct. 27	vs MTL	0-0	0/1	15:30
Oct. 29	@ DAL	0-0	0/2	17:08
Oct. 30	@ ARI	0-0	1/1	18:01
Nov. 2	vs PHI	1-1	3/2	15:48
Nov. 4	vs PIT	0-0	3/1	15:32
Nov. 7	@ BUF	0-0	1/1	17:07
Nov. 8	@ NJ	0-1	0/0	16:10
Nov. 10	@ CBJ	0-0	3/0	15:56
Nov. 12	@ OTT	0-1	3/0	16:09
Nov. 14	@ TOR	0-0	0/2	14:28
Nov. 16	@ MTL	0-0	2/2	15:43
Nov. 18	@ WPG	0-0	0/2	17:57
Nov. 21	vs CHI	0-1	2/1	14:51
Nov. 22	vs NJ	0-1	1/0	16:52
Nov. 25	@ MIN	0-0	0/1	14:34
Nov. 27	@ DAL	0-0	0/0	17:39
Nov. 30	@ ANA	0-0	1/2	13:24
Dec. 1	@ LA	0-0	1/1	15:00
Dec. 3	vs DAL	0-0	0/1	15:52
Dec. 5	vs BOS	0-0	3/0	16:50
Dec. 7	vs BUF	0-0	1/0	15:35
Dec. 9	vs NY	0-0	2/0	15:06
Dec. 13	@ CHI	0-0	0/1	15:59
Dec. 15	@ MIN	0-0	2/1	18:42
Dec. 17	@ PHI	0-0	2/2	20:42
Dec. 18	@ DET	0-1	4/0	19:59
Dec. 20	@ FLA	0-1	0/1	19:51
Dec. 22	@ TB	0-0	0/1	20:11
Dec. 26	vs EDM	0-0	2/1	19:57
Dec. 28	vs LA	0-0	2/1	18:19
Jan. 1	vs ANA	0-0	2/0	19:58
Jan. 4	vs ARI	1-0	2/2	16:39
Jan. 6	vs CAR	2-0	5/0	18:08
Jan. 9	vs TB	2-0	0/1	16:45
Jan. 11	vs FLA	0-1	2/1	15:48
Jan. 14	@ WSH	0-1	4/2	17:20
Jan. 15	@ CAR	2-0	3/2	18:10
Jan. 17	@ NYI	0-0	2/0	21:48
Jan. 19	@ NY	0-1	0/1	19:18
Jan. 21	@ BOS	0-1	0/0	15:46
Jan. 23	@ PIT	1-0	4/2	16:50
Jan. 26	vs NSH	0-0	3/1	20:12
Feb. 4	vs CBJ	0-1	2/0	17:49
Feb. 6	vs CGY	0-0	1/3	13:28
Feb. 9	@ COL	1-1	2/2	16:36
Feb. 10	@ ARI	0-0	2/0	19:34
Feb. 13	vs TOR	0-1	2/2	18:27
Feb. 15	vs MIN	0-0	0/1	15:24
Feb. 18	vs ANA	0-0	2/2	21:31
Feb. 19	@ CGY	0-0	1/0	15:23
Feb. 21	vs COL	0-0	5/0	16:10
Feb. 25	vs OTT	0-1	3/1	16:47
Feb. 28	vs SJ	0-0	0/1	15:46
Mar. 1	vs NYI	0-0	2/0	18:40
Mar. 3	vs SJ	0-0	2/1	18:39
Mar. 5	@ SJ	0-2	2/0	19:31
Mar. 7	@ LA	0-0	1/1	15:58
Mar. 9	vs ARI	0-0	5/1	16:19
Mar. 12	vs NSH	1-1	4/2	17:33
Mar. 14	vs WPG	0-0	2/2	17:20
Mar. 16	vs COL	0-0	7/0	16:33
Mar. 18	@ EDM	0-0	5/1	17:06
Mar. 19	vs STL	0-0	0/0	18:01
Mar. 22	@ WPG	0-0	3/0	17:06
Mar. 24	@ NSH	1-0	2/0	17:20
Mar. 25	@ STL	0-0	0/1	15:46
Mar. 27	vs CHI	0-1	2/0	15:15
Mar. 29	vs SJ	0-0	1/1	18:47
Mar. 31	@ SJ	1-0	3/1	18:11
Apr. 1	@ ANA	1-1	2/1	16:32
Apr. 4	vs LA	0-1	1/1	16:44
Apr. 6	@ EDM	1-0	3/2	18:38
Apr. 7	@ CGY	1-1	2/0	17:20
Apr. 9	vs EDM	0-0	3/1	19:00

NHL MILESTONES

100th NHL Game Dec. 15/15 at MIN



27 BEN HUTTON

(BEHN HUH-tuhn)

POSITION DEFENCE

SHOOTS LEFT

HEIGHT 6'3"

WEIGHT 207 LBS

BIRTHPLACE

PRESCOTT, ON

BORN APR. 20, 1993

DRAFTED

Vancouver's fifth round selection,
147th overall in the 2012 NHL
Entry Draft.

 @bhutt10

CAREER HIGHLIGHTS

2015.16 Completed his first NHL campaign, leading all Canucks defencemen in scoring with 25 points...Finished the season ranked sixth among NHL rookies in ice time (19:52 TOI/GP) and tied for seventh in rookie assists (24)...Notched four multi-point/assist games...Tied for the team lead in takeaways with 30...Registered a career-high 26:00 TOI, Mar. 3 vs SJ...Recorded a career-high seven blocked shots, Feb. 4 vs CBJ...Notched his first multi-point game, Jan. 23 at PIT...Collected his first NHL goal, Jan. 17 at NYL...Established a career-high three game point/assist streak (0-3-3), Nov. 7-10...Registered a career-high six shots, Oct. 18 vs EDM...Appeared in his first NHL game and notched his first career NHL point, Oct. 7 at CGY.

2014.15 Completed his third season at the University of Maine, registering 21 points (9-12-21) in 39 games...Received a number of accolades from the NCAA, including being named to the First All-Star Team and receiving the award for Best Defenceman...Played his first 4 games of professional hockey with the Utica Comets, registering 1 goal.

2013.14 Completed his sophomore season at the University of Maine, registering an NCAA career-high 29 points (15-14-29) in 35 games...Scored nine of his 15 goals on the power play...Ranked second on the team scoring and was one of the top-scoring defencemen in the H-East league.

2012.13 Began his NCAA career at the University of Maine after being selected by the Vancouver Canucks in the fifth round of the 2012 NHL Draft...Collected 15 points (4-11-15) in 34 games as an NCAA rookie...Finished third in team scoring.

2011.12 Played in his final season in the CCHL Junior A league, registering 43 points (11-32-43) in 57 games split between the Kemptville 73s and Nepean Raiders...Was named captain of the Nepean Raiders after being acquired in a trade...Represented Canada East in the World Junior A Challenge...Led the Nepean Raiders to a CCHL Championship victory, earning 13 points (5-8-13) in 18 playoff games.

2010.11 Led Kemptville in scoring in his second season, registering 35 points (8-27-35)...14 of his 35 points came on the power-play.

2009.10 Appeared in 60 games for the Kemptville 73s where he ranked fifth in team scoring with 34 points (16-18-34).

REGULAR SEASON

PLAYOFFS

2015.16 GAME BY GAME

SEASON	CLUB	LEA	GP	G	A	PTS	PIM	GP	G	A	PTS	PIM
2008.09	Kemptville	CJHL	4	0	0	0	0					
2009.10	Kemptville	CJHL	60	16	18	34	6					
2010.11	Kemptville	CCHL	61	8	27	35	28					
2011.12	Kemptville	CCHL	35	7	20	27	25					
	Nepean	CCHL	22	4	12	16	6	18	5	8	13	6
2012.13	Maine	H-East	34	4	11	15	18					
2013.14	Maine	H-East	35	15	14	29	8					
2014.15	Utica	AHL	4	1	0	1	2					
	Maine	H-East	39	9	12	21	14					
2015.16	Vancouver	NHL	75	1	24	25	14					
VANCOUVER/NHL TOTALS			75	1	24	25	14					

Oct. 7	@ CGY	0-1	0/0
Oct. 10	vs CGY	0-1	1/23
Oct. 12	@ ANA	0-0	2/1
Oct. 13	@ LA	0-0	1/1
Oct. 16	vs STL	0-1	4/2
Oct. 18	vs EDM	0-0	6/0
Oct. 22	vs WSH	0-0	0/1
Oct. 24	vs DET	0-1	0/1
Oct. 27	vs MTL	0-0	1/0
Oct. 29	@ DAL	0-0	2/0
Oct. 30	@ ARI	0-0	0/1
Nov. 2	@ PHI	0-1	1/4
Nov. 4	vs PIT	0-0	0/1
Nov. 7	@ BUF	0-1	2/1
Nov. 8	@ NJ	0-1	2/0
Nov. 10	@ CBJ	0-1	2/2
Nov. 12	@ OTT	0-0	1/0
Nov. 14	@ TOR	0-0	3/-2
Nov. 16	@ MTL	0-0	0/1
Nov. 18	@ WPG	0-0	2/3
Nov. 21	vs CHI	INI	
Nov. 22	vs NJ	INI	
Nov. 25	@ MIN	INI	
Nov. 27	@ DAL	INI	
Nov. 30	@ ANA	INI	
Dec. 1	@ LA	INI	
Dec. 3	vs DAL	INI	
Dec. 5	vs BOS	0-0	2/-2
Dec. 7	vs BUF	0-1	3/0
Dec. 9	vs NY	0-0	0/0
Dec. 13	@ CHI	0-0	2/-1
Dec. 15	@ MIN	0-0	0/1
Dec. 17	@ PHI	0-0	2/0
Dec. 18	@ DET	0-0	0/1
Dec. 20	@ FLA	0-0	3/1
Dec. 22	@ TB	0-0	1/1
Dec. 26	vs EDM	0-0	0/0
Dec. 28	vs LA	0-0	1/0
Jan. 1	vs ANA	0-0	2/0
Jan. 4	vs ARI	0-0	3/-1
Jan. 6	vs CAR	0-0	3/-1
Jan. 9	vs TB	0-1	0/1
Jan. 11	vs FLA	0-0	1/0
Jan. 14	@ WSH	0-0	1/1
Jan. 15	@ CAR	0-0	0/2
Jan. 17	@ NYI	1-0	2/1
Jan. 19	@ NY	0-0	2/1
Jan. 21	@ BOS	0-0	0/0
Jan. 23	@ PIT	0-2	3/3
Jan. 26	vs NSH	0-0	0/1
Feb. 4	vs CBJ	0-0	3/0
Feb. 6	vs CGY	0-0	1/-2
Feb. 9	@ COL	0-2	3/1
Feb. 10	@ ARI	0-0	2/1
Feb. 13	vs TOR	0-0	0/-1
Feb. 15	vs MIN	0-1	3/0
Feb. 18	vs ANA	0-0	0/-2
Feb. 19	@ CGY	0-0	0/1
Feb. 21	vs COL	0-1	0/3
Feb. 25	vs OTT	0-0	2/1
Feb. 28	vs SJ	0-1	1/-1
Mar. 1	vs NYI	0-1	1/0
Mar. 3	vs SJ	0-0	2/0
Mar. 5	@ SJ	0-2	2/-2
Mar. 7	@ LA	0-0	1/-2
Mar. 9	vs ARI	0-1	3/1
Mar. 12	vs NSH	0-1	4/2
Mar. 14	vs WPG	0-0	3/-3
Mar. 16	vs COL	0-0	1/-2
Mar. 18	@ EDM	0-0	1/-1
Mar. 19	vs STL	0-0	1/1
Mar. 22	@ WPG	0-0	1/-1
Mar. 24	@ NSH	0-0	0/-1
Mar. 25	@ STL	0-0	1/3
Mar. 27	vs CHI	0-0	2/0
Mar. 29	vs SJ	0-0	2/1
Mar. 31	@ SJ	0-0	0/1
Apr. 1	@ ANA	0-0	0/0
Apr. 4	vs LA	0-0	2/0
Apr. 6	@ EDM	0-0	0/0
Apr. 7	@ CGY	0-2	4/0
Apr. 9	vs EDM	0-0	0/0

CAREER HIGHS

Most Goals in a Game

1: JAN. 17/16 at NYI

Most Assists in a Game

2: FOUR TIMES—LATEST APR. 7/16 at CGY

Most Points in a Game

2: FOUR TIMES—LATEST APR. 7/16 at CGY: 0-2-2

Hat Tricks

0

Game-Winning Goals

0

Power Play Goals

0

Shorthanded Goals

0

Overtime Points

0-0-0

Shootout Record

0/0: 0 GDG

Penalty Shot Record

0/0

NHL FIRSTS

First Game Oct. 7/15 at CGY

First Goal Jan. 17/16 at NYI

First Assist Oct. 7/15 at CGY

STREAKS

Goals N/A

Assists 3 games Nov. 7-10/15: 3 assists

Points 3 games Nov. 7-10/15: 0-3-3

HONOURS

Walter (Babe) Pratt Best Defenceman: 2016

NCAA (New England) DI All-Star: 2014

NCAA (New England) Best Defenceman: 2014

NCAA (Hockey East) First All-Star Team: 2014

NCAA (East) Second All-American Team: 2014

CCHL Second All-Star Team: 2012

INTERNATIONAL

World Championships: 2016 (Gold)

HUTTON vs NHL

TEAM	GP	G	A	PTS	PIM	TEAM	GP	G	A	PTS	PIM
Anaheim	4	0	0	0	0	Nashville	3	0	1	1	2
Arizona	4	0	1	1	0	New Jersey	1	0	1	1	0
Boston	2	0	0	0	0	NY Islanders	2	1	1	2	0
Buffalo	2	0	2	2	0	NY Rangers	2	0	0	0	0
Calgary	5	0	4	4	0	Ottawa	2	0	0	0	0
Carolina	2	0	0	0	0	Philadelphia	2	0	1	1	0
Chicago	2	0	0	0	0	Pittsburgh	2	0	2	2	2
Colorado	3	0	3	3	0	St. Louis	3	0	1	1	0
Columbus	2	0	1	1	0	San Jose	5	0	3	3	2
Dallas	1	0	0	0	0	Tampa Bay	2	0	1	1	2
Detroit	2	0	1	1	0	Toronto	2	0	0	0	0
Edmonton	5	0	0	0	2	Washington	2	0	0	0	0
Florida	2	0	0	0	0	Winnipeg	3	0	0	0	0
Los Angeles	4	0	0	0	2						
Minnesota	2	0	1	1	2	Total	75	1	24	25	14
Montreal	2	0	0	0	0						



63

PHILIP LARSEN

(FHL-ihp LAHR-suhn)

POSITION DEFENCEMAN

SHOOTS RIGHT

HEIGHT 6'1"

WEIGHT 185 LBS

BIRTHPLACE

ESBJERG, DENMARK

BORN DEC. 7, 1989

DRAFTED

Dallas' fifth round selection, 149th overall in the 2008 NHL Entry Draft.

ACQUIRED

From the Edmonton Oilers in exchange for a conditional 5th round pick in the 2017 NHL Entry Draft.

 @PLarsen36

CAREER HIGHLIGHTS

2015.16 Appeared in 52 games with Jokerit of the KHL registering, 36 points (11-25-36) and which ranked third on his team in scoring...Finished in the top 5 of league-wide scoring among defencemen...Was selected to the 2016 KHL All-Star Game...Was named KHL defenceman of the week ending Dec. 13 and Nov. 1.

2014.15 Joined the KHL's HC Yugra, scoring 25 points (6-19-25) in 56 games in his debut season in the league...Led the team in scoring among defencemen.

2013.14 Played 30 games with the Edmonton Oilers, setting career highs in assists (9) and points (12), while tying his career highs in goals (3) and power play goals (1)...Recorded his first shorthanded point (an assist), April 6 vs ANA...Scored 5 points (1-4-5) on the power play, another career high...Scored a power play goal, April 2 at ANA...Registered a career-high 6 shots, Nov. 9 at the PHI...Scored 5 points (1-4-5) in his first 5 games of the season, including his first multi-point night in which he recorded 3, on Nov. 10 at the CHI...Scored 4 points (1-3-4) in the final 6 games of the season.

2012.13 Began the season with Lukko Rauma (Finnish Elite League) posting 15 points (5-10-15) and a plus-11 rating in 27 games...Posted a two game point streak from Mar. 25-Mar. 29, recording a goal and an assist and tying a career high...Scored his 1st NHL goal of the season, Jan. 28 at CBJ...Went on to score 5 points in 32 games for the Dallas Stars (2-3-5)...Was traded to the Edmonton Oilers in exchange for Shawn Horcoff at the conclusion of the season.

2011.12 Played his first full NHL season, setting new career highs in goals (3), assists (8), points (11), plus/minus (+1), power play goals (1) and shots (69)...Scored his first NHL goal, Jan. 21 at the MIN...Had 4 points in the final 7 games of the season (2-2-4)...Scored his first power play goal, Mar. 26 at CGY...Registered a career-high 5 shots on goal, Feb. 29 vs PIT...Led all Dallas Stars defencemen in plus/minus...Played 12 games with the AHL's Texas Stars and scored 10 points (1-9-10).

2010.11 Appeared in 54 games in the AHL with Texas Stars, collecting 22 points in 54 games (4-18-22)...Collected 5 points in 6 games in the AHL playoffs...Appeared in six games for the Dallas Stars, in which he set a new career high with 2 assists (0-2-2).

2009.10 Played his final games with Frolunda of the Swedish Elite League after being drafted by the Dallas stars, appearing in 42 games and collecting 10 points (1-9-10)...Played his first NHL game, Apr. 8 vs ANA...Picked up his first NHL point, an assist, in the following game, Apr. 10 at the MIN.

REGULAR SEASON

PLAYOFFS

NHL MILESTONES

SEASON	CLUB	LEA	GP	G	A	PTS	PIM	GP	G	A	PTS	PIM
2005.06	Rogle	Swe-1	13	0	0	0	0	-	-	-	-	-
2006.07	Frolunda	SEL	5	0	0	0	0	-	-	-	-	-
2007.08	Frolunda	SEL	16	0	0	0	2	-	-	-	-	-
	Boras	Swe-1	24	5	5	10	32	-	-	-	-	-
2008.09	Frolunda	SEL	53	2	15	17	18	11	2	1	3	4
2009.10	Dallas	NHL	2	0	1	1	0	-	-	-	-	-
	Frolunda	SEL	42	1	9	10	20	7	0	0	0	4
2010.11	Dallas	NHL	6	0	2	2	0	-	-	-	-	-
	Texas	AHL	54	4	17	21	12	6	2	3	5	4
2011.12	Dallas	NHL	55	3	8	11	16	-	-	-	-	-
	Texas	AHL	12	1	9	10	6	-	-	-	-	-
2012.13	Dallas	NHL	32	2	3	5	18	-	-	-	-	-
	Lukko Rauma	SM-li	27	5	10	15	24	-	-	-	-	-
2013.14	Edmonton	NHL	30	3	9	12	8	-	-	-	-	-
	Oklahoma City	AHL	7	1	6	7	4	-	-	-	-	-
2014.15	Khanty-Mansiysk	KHL	56	6	19	25	34	-	-	-	-	-
2015.16	Jokerit	KHL	52	11	25	36	39	4	3	1	4	0
VANCOUVER/NHL TOTALS			125	8	23	31	42	-	-	-	-	-

100th NHL Game Nov. 10/13 at CHI

CAREER HIGHS

Most Goals in a Game

8: EIGHT TIMES—LATEST APR. 2/14 at ANA

Most Assists in a Game

3: NOV. 10/13 at CHI

Most Points in a Game

3: NOV. 10/13 at CHI: 0-3-3

Hat Tricks

0

Game-Winning Goals

0

Power Play Goals

3: LATEST—APR. 2/14 at ANA

Shorthanded Goals

0

Overtime Points

0-0-0

Shootout Record

0/0: 0 GDG

Penalty Shot Record

0/0

NHL FIRSTS

First Game Apr. 8/10 vs ANA

First Goal Jan. 21/12 at MIN

First Assist Apr. 10/10 at MIN

STREAKS

Goals N/A

Assists N/A

Points N/A

HONOURS

KHL All-Star Game: 2016

Danish Defenceman of the Year: 2014

INTERNATIONAL

World Championships: 2014, 2013, 2012, 2010, 2009

World Junior Championships: 2008

LARSEN vs NHL

TEAM	GP	G	A	PTS	PIM	TEAM	GP	G	A	PTS	PIM
Anaheim	11	1	2	3	0	Nashville	5	0	2	2	2
Arizona	7	0	1	1	8	New Jersey	1	0	0	0	0
Boston	2	0	0	0	2	NY Islanders	3	1	0	1	0
Buffalo	2	0	0	0	0	NY Rangers	3	0	0	0	0
Calgary	7	1	0	1	0	Ottawa	1	0	0	0	0
Carolina	1	0	0	0	0	Philadelphia	1	0	1	1	0
Chicago	8	0	3	3	2	Pittsburgh	1	0	0	0	2
Colorado	5	0	3	3	0	St. Louis	3	1	0	1	2
Columbus	4	1	0	1	4	San Jose	12	0	2	2	4
Dallas	1	0	0	0	0	Tampa Bay	1	0	0	0	2
Detroit	6	0	0	0	4	Toronto	1	0	1	1	0
Edmonton	6	0	2	2	0	Vancouver	9	0	3	3	4
Florida	1	1	0	1	0	Winnipeg	1	0	0	0	0
Los Angeles	11	0	1	1	4						
Minnesota	10	2	2	4	0	Total	125	8	23	31	42
Montreal	1	0	0	0	2						



25 JACOB MARKSTRÖM

(JAY-kawb MAHRK-struhm)

POSITION GOALTENDER

CATCHES LEFT

HEIGHT 6'6"

WEIGHT 201 LBS

BIRTHPLACE

GÄVLE, SWE

BORN JAN. 31, 1990

DRAFTED

Florida's second round selection,
31st overall in the 2008 NHL
Entry Draft.

ACQUIRED

From Florida alongside Shawn
Matthias in exchange for Roberto
Luongo and Steven Anthony,
March 4, 2014.

 @j_markstrom

CAREER HIGHLIGHTS

2015.16 Appeared in his sixth NHL season (and third with Vancouver), establishing new career highs for games played (33), starts (30), wins (13), shots against (988), saves (904), and minutes (1,848)...Finished the season with a 2.73 goals against average and a .915 save percentage...Made 38 saves in his career-best 30th start, Apr. 9 vs EDM...Established career-highs for shots faced (48) and saves (47) in a single game, Mar. 22 at WPG...Started a career-high eight games, Dec. 22 - Jan. 11...Registered his first career assist, Dec. 26 vs EDM...Tied a career-high for most shots faced in a game (45) in his first game of the season, Nov. 10 at CBJ.

2014.15 Split the season between Vancouver (1-1-0 in 3 GPI) and Utica (22-7-2 in 32 GPI)...Finished the season ranked tied for fifth in shutouts (5), second in goal against average (1.88) and second in save percentage (.934) amongst AHL goaltenders...Named to the AHL All-Star Classic where he shared MVP honours...Posted a 4-0-1 record in the month of October, including a franchise best three consecutive shutouts Oct. 10 at SA, Oct. 22 at Adirondack, and Oct. 25 vs TOR...Appeared in 23 Calder Cup Playoff games for Utica posting a 2.11 GAA and a .925 save percentage...Notched his first AHL playoff shutout, May 20 vs OKC...Made a career-high 65 saves in a 2-1 OTL, May 7 vs OKC.

2013.14 Appeared in 16 games split between the Florida Panthers and Vancouver Canucks...Posted a record of 1-2-0 in four appearances with the Canucks, finishing with a 3.00 goals against average...Dressed in 12 games with the Panthers, compiling a record of 1-6-3...Acquired by the Vancouver Canucks from the Florida Panthers Mar. 4 alongside Shawn Matthias in exchange for Roberto Luongo and Steven Anthony.

2012.13 Appeared in 23 games with Florida going 8-14-2...Made NHL career-high 44 saves, Mar. 2 vs NY...Played in 33 games for San Antonio posting a 16-15-2 mark with a 2.65 GAA...Named AHL Player of the Week on Dec. 9 after making 68 saves in a pair of wins against Abbotsford on Dec. 4 & Dec. 5.

2011.12 Split the season between Florida (2-4-1 record in six starts with a 2.66 GAA and .923 save percentage) and San Antonio (17-12-1 record in 32 games with a 2.32 GAA and .927 save percentage)...Made 40 saves on 41 shots in Florida's 2-1 victory at MTL on Dec. 24...Tied a career-high in saves with 46, Mar. 31 at Rockford...Totalled a career-high 46 saves on 48 shots, Dec. 18 vs Texas...Posted a record of 4-4 in the AHL playoffs with a 2.85 GAA and .907 save percentage...Stopped 33 shots in first career AHL playoff game/win, Apr. 19 vs CHI.

2010.11 Appeared in 37 games for Rochester in his first AHL season, posting a record of 18-21 along with a 2.98 GAA and .907 save percentage...Made NHL debut, Jan. 23 at NJ...Became the youngest goaltender to start for the Panthers...Earned first career shutout in Rochester's 2-0 win, Dec. 17 vs TOR.

2009.10 Appeared in 43 games in his second season for Brynas, registering five shutouts with a 2.01 GAA and .927 save percentage...Recorded a 3-0 record at the IIHF World Championship with a 1.33 G.A.A. and a 0.944 save percentage as Sweden won the bronze.

2008.09 Posted a 2.38 GAA and .917 save percentage in 35 games for Brynas...Led all goalies at the IIHF World Junior Championships with a 0.946 save percentage and finished second in GAA (1.61) as Sweden finished second in the tournament...Received IIHF World Junior Championship's award for Best Player at the goaltender position.

REGULAR SEASON

PLAYOFFS

SEASON	CLUB	LEA	GPI	W	L	T/OT	MIN	GA	SO	GAA	PCT	GPI	W	L	MIN	GA	SO	GAA	PCT
2007.08	Brynas	SWE	7	—	—	—	423	22	0	3.12	.887								
2008.09	Brynas	SWE	35	—	—	—	1,992	79	3	2.38	.917	1	—	—	59	2	0	2.02	.929
2009.10	Brynas	SWE	43	—	—	—	2,542	85	5	2.01	.927	4	—	—	224	12	0	3.21	.903
2010.11	Florida	NHL	1	0	1	0	40	2	0	3.00	.857								
	Rochester	AHL	37	16	20	1	2,174	108	1	2.98	.907								
2011.12	Florida	NHL	7	2	4	1	383	17	0	2.66	.923								
	San Antonio	AHL	32	17	12	1	1,839	71	1	2.32	.927	8	4	4	546	26	0	2.85	.907
2012.13	Florida	NHL	23	8	14	1	1,266	68	0	3.22	.901								
	San Antonio	AHL	33	16	15	2	1,972	87	3	2.65	.920								
2013.14	Vancouver	NHL	4	1	2	0	200	1	0	3.00	.868								
	Florida	NHL	12	1	6	3	614	36	0	3.52	.874								
	San Antonio	AHL	29	12	11	3	1,688	72	2	2.56	.918								
2014.15	Vancouver	NHL	3	1	1	0	78	4	0	3.08	.879								
	Utica	AHL	32	22	7	2	1,880	59	5	1.88	.934	23	12	11	1,450	51	2	2.11	.925
2015.16	Vancouver	NHL	33	13	14	4	1,848	84	0	2.73	.915								
VANCOUVER TOTALS			40	15	17	4	2,126	98	0	2.77	.911								
NHL TOTALS			83	26	42	9	4,428	221	0	3.00	.904								

CAREER HIGHS

Most Shots Faced

48: MAR. 22/16 at WPG

Most Saves in a Game

47: MAR. 22/16 at WPG

Shootout Record

4-4

Penalty Shot Record

1/1: APR. 27/13 vs TB (Pouliot)

NHL FIRSTS

First Game Jan. 23/11 at NJ

First Win Oct. 22/11 vs NYI

First Shutout N/A

STREAKS

Longest Undefeated Streak

3 games Mar. 28-Apr. 2/13

Longest Winning Streak

4 games Jan. 11-Feb. 9/16

Consecutive Starts

8 games Dec. 22/15-Jan. 11/16

HONOURS

Swedish Hockey League Goalie of the Year: 2010

Swedish Junior Hockey Player of the Year: 2010

Swedish Hockey League Rookie of the Year: 2010

INTERNATIONAL

World Cup: 2016

World Championships: 2013 (Gold), 2010 (Bronze)

World Jr. Championships: 2010 (Bronze), 2009 (Silver)

World Under-18 Championships: 2008

MARKSTRÖM vs NHL

TEAM	GPI	MINS	GA	SOG	SO	W	L	OT	WIN%	GAA	SV%	
Anaheim	3	136	3	65	0	2	0	0	1	1.32	.954	
Arizona	3	181	6	90	0	2	1	0	667	1.99	.933	
Boston	4	239	11	121	0	1	3	0	250	2.76	.909	
Buffalo	2	124	6	60	0	1	1	0	500	2.90	.900	
Calgary	2	120	6	55	0	1	1	0	500	3.00	.891	
Carolina	3	183	5	102	0	3	0	0	1	1.64	.951	
Chicago	2	73	2	35	0	0	0	0	2	500	1.64	.943
Colorado	2	120	4	57	0	1	1	0	500	2.00	.930	
Columbus	2	70	3	47	0	1	0	0	1	2.57	.936	
Dallas	1	20	1	5	0	0	0	0	1	3.00	.800	
Edmonton	6	369	21	183	0	2	3	1	417	3.41	.885	
Florida	2	62	2	28	0	1	0	1	750	1.94	.929	
Los Angeles	3	182	10	107	0	0	2	1	167	3.30	.907	
Minnesota	2	80	5	39	0	0	1	0	000	3.75	.872	
Montreal	3	183	10	115	0	1	1	1	500	3.28	.913	
NY Islanders	4	160	9	95	0	1	3	0	250	3.38	.905	
NY Rangers	2	120	3	83	0	2	0	0	1	1.50	.964	
Nashville	1	59	4	30	0	0	1	0	000	4.07	.867	
New Jersey	5	277	16	122	0	1	4	0	200	3.47	.869	
Ottawa	1	60	4	38	0	0	1	0	000	4.00	.895	
Philadelphia	2	110	2	56	0	0	1	0	000	1.09	.964	
Pittsburgh	3	179	8	100	0	1	2	0	333	2.68	.920	
San Jose	3	125	8	68	0	1	2	0	333	3.84	.882	
St. Louis	3	140	10	66	0	0	2	0	000	4.29	.848	
Tampa Bay	8	482	26	233	0	3	3	2	500	3.24	.888	
Toronto	2	118	7	48	0	0	2	0	000	3.56	.854	
Washington	3	121	8	64	0	0	3	0	000	3.97	.875	
Winnipeg	6	335	21	191	0	1	4	1	250	3.76	.890	
Totals	83	4427	221	2303	0	26	42	9	.396	3.00	.904	

2015.16 GAME BY GAME

Oct. 7	@ CGY	INI	Jan. 9	vs TB	3/35	L	63:51	
Oct. 10	vs CGY	INI	Jan. 11	vs FLA	2/28	W	62:21	
Oct. 12	@ ANA	INI	Jan. 14	@ WSH	DNP			
Oct. 13	@ LA	INI	Jan. 15	@ CAR	2/40	W	63:15	
Oct. 16	vs STL	INI	Jan. 17	@ NYI	DNP			
Oct. 18	vs EDM	INI	Jan. 19	@ NY	DNP			
Oct. 22	vs WSH	INI	Jan. 21	@ BOS	2/30	W	60:00	
Oct. 24	vs DET	INI	Jan. 23	@ PIT	DNP			
Oct. 27	vs MTL	INI	Jan. 26	vs NSH	DNP			
Oct. 29	@ DAL	INI	Feb. 4	vs CBJ	DNP			
Oct. 30	@ ARI	INI	Feb. 6	vs CGY	DNP			
Nov. 2	vs PHI	INI	Feb. 9	@ COL	1/30	W	60:00	
Nov. 4	vs PIT	INI	Feb. 10	@ ARI	DNP			
Nov. 7	@ BUF	INI	Feb. 13	vs TOR	DNP			
Nov. 8	@ NJ	INI	Feb. 15	vs MIN	5/34	L	60:00	
Nov. 10	@ CBJ	3/45	W	60:00	Feb. 18	vs ANA	DNP	
Nov. 12	@ OTT	DNP	Feb. 19	@ CGY	5/33	L	59:58	
Nov. 14	@ TOR	DNP	Feb. 21	vs COL	DNP			
Nov. 16	@ MTL	4/36	L	63:25	Feb. 25	vs OTT	DNP	
Nov. 18	@ WPG	DNP	Feb. 28	vs SJ	DNP			
Nov. 21	vs CHI	DNP	Mar. 1	vs NYI	3/24	L	57:34	
Nov. 22	vs NJ	3/22	L	57:20	Mar. 3	vs SJ	DNP	
Nov. 25	@ MIN	DNP	Mar. 5	@ SJ	2/34	W	59:24	
Nov. 27	@ DAL	DNP	Mar. 7	@ LA	DNP			
Nov. 30	@ ANA	0/1	L	11:21	Mar. 9	vs ARI	2/34	W
Dec. 1	@ LA	2/40	L	61:57	Mar. 9	vs NSH	DNP	
Dec. 3	@ DAL	DNP	Mar. 14	vs WPG	5/29	L	60:00	
Dec. 5	vs BOS	4/22	L	60:00	Mar. 16	vs COL	DNP	
Dec. 7	vs BUF	DNP	Mar. 18	@ EDM	2/25	L	58:06	
Dec. 9	vs NY	DNP	Mar. 19	vs STL	DNP			
Dec. 13	@ CHI	DNP	Mar. 22	@ WPG	1/45	L	59:13	
Dec. 15	@ MIN	0/5	L	20:00	Mar. 24	@ NSH	DNP	
Dec. 17	@ PHI	2/31	L	57:48	Mar. 25	@ STL	4/37	L
Dec. 18	@ DET	DNP	Mar. 27	vs CHI	DNP			
Dec. 20	@ FLA	DNP	Mar. 29	vs SJ	3/30	L	58:02	
Dec. 22	@ TB	1/27	W	60:00	Mar. 31	@ SJ	DNP	
Dec. 26	vs EDM	1/33	W	63:46	Apr. 1	@ ANA	2/36	W
Dec. 28	vs LA	5/38	L	59:58	Apr. 4	vs LA	DNP	
Jan. 1	vs ANA	1/28	L	65:00	Apr. 6	@ EDM	6/38	L
Jan. 4	vs ARI	3/29	L	58:58	Apr. 7	@ CGY	DNP	
Jan. 6	vs CAR	2/28	W	59:46	Apr. 9	vs EDM	3/38	W



46 JAYSON MEGNA

(JAY-suhn MEHG-na)

POSITION CENTRE

SHOOTS RIGHT

HEIGHT 6'1"

WEIGHT 192 LBS

BIRTHPLACE

FT. LAUDERDALE, FL

BORN FEB. 1, 1990

ACQUIRED

Signed as a free agent on
July 1, 2016.

 @Jayson_Megna

CAREER HIGHLIGHTS

2015.16 Split the season between the New York Rangers and the Hartford Wolf Pack...Appeared in six games with New York, registering two points (1-1-2)...Had a career-high 15:11 time on ice, Jan. 9 vs WSH...Set AHL career highs in games played (68), assists (29), and points (44)...Ranked second on Hartford in scoring.

2014.15 Split the season between Pittsburgh and Wilkes-Barre/Scranton...Appeared in 12 games with Pittsburgh, registering an assist along with 40 hits and eight blocked shots...Set AHL career highs in games played (63), goals (26), assists (13), points (39), penalty minutes (40), and plus/minus (+18)...Notched 5 points (1-4-5) in eight AHL playoff games.

2013.14 Set career highs in games played (36), goals (5), assists (4), points (9), shots on goal (36), and plus/minus (+1) in his first NHL season with Pittsburgh...Scored his first game-winning goal, Dec. 5 vs SJ...Scored his first goal and assist in a two-point effort in his second NHL game, Oct. 28 at CAR...Made his NHL debut with the Pittsburgh Penguins, Oct. 25 vs NYI...Played 25 games in the AHL, scoring 15 points in 25 games played (9-6-15)...Scored three points (1-2-3) in 13 AHL playoff games and appeared in two Stanley Cup playoff games...Made his NHL post-season debut, Apr. 21 at CBJ.

2012.13 Played 56 games in his first season with the Wilkes-Barre/Scranton Penguins, registering 12 points (5-7-12) along with 28 penalty minutes...Appeared in 12 playoff games, notching five points (2-3-5).

2011.12 Appeared in 38 games for the University of Nebraska-Omaha as a freshman, registering 31 points (13-18-31) with 27 penalty minutes...Ranked third on the team in scoring.

2010.11 Notched a team-high 30 goals with 28 assists in 60 games for the USHL Cedar Rapids RoughRiders...The Cedar Rapids Captain also recorded 7 points (4-3-7) in 8 playoff games.

SEASON	CLUB	LEA	REGULAR SEASON					PLAYOFFS				
			GP	G	A	PTS	PIM	GP	G	A	PTS	PIM
2009.10	Cedar Rapids	USHL	56	11	15	26	62	5	0	0	0	6
2010.11	Cedar Rapids	USHL	60	30	28	58	45	8	4	3	7	4
2011.12	Nebraska-Omaha	WCHA	38	13	18	31	27	-	-	-	-	-
2012.13	Wilkes-Barre/Scranton	AHL	56	5	7	12	28	12	2	3	5	0
2013.14	Pittsburgh	NHL	36	5	4	9	6	2	0	0	0	0
	Wilkes-Barre/Scranton	AHL	25	9	6	15	4	13	1	2	3	4
2014.15	Pittsburgh	NHL	12	0	1	1	14	-	-	-	-	-
	Wilkes-Barre/Scranton	AHL	63	26	13	39	40	8	1	4	5	2
2015.16	NY Rangers	NHL	6	1	1	2	2	-	-	-	-	-
	Hartford	AHL	68	15	29	44	22	-	-	-	-	-
NHL TOTALS			54	6	6	12	22	2	0	0	0	0

CAREER HIGHS

Most Goals in a Game

1: SIX TIMES—LATEST JAN. 5/16 vs DAL

Most Assists in a Game

1: SIX TIMES—LATEST JAN. 5/16 vs DAL

Most Points in a Game

2: TWICE—LATEST JAN. 5/16 vs DAL; 1-1-2

Hat Tricks

0

Game-Winning Goals

2: LATEST DEC. 13/13 vs NJ

Power Play Goals

0

Shorthanded Goals

0

Overtime Points

0-0-0

Shootout Record

0/0: 0 GDG

Penalty Shot Record

0/0

NHL FIRSTS

First Goal Oct. 25/13 vs NYI

First Goal Oct. 28/13 at CAR

First Assist Oct. 28/13 at CAR

STREAKS

Goals N/A

Points N/A

Assists N/A

HONOURS

NCAA (WCHA) All-Rookie Team: 2012

USHL All-Star Game: 2011


USHL First All-Star Team: 2011

MEGNA vs NHL

TEAM	GP	G	A	PTS	PIM	TEAM	GP	G	A	PTS	PIM
Arizona	2	0	0	0	0	Montreal	1	0	0	0	0
Boston	4	0	0	0	2	New Jersey	3	1	1	2	0
Buffalo	2	0	0	0	2	NY Islanders	3	0	0	0	0
Calgary	1	0	0	0	8	NY Rangers	3	0	1	1	0
Carolina	5	1	1	2	6	Ottawa	2	0	0	0	0
Chicago	1	0	0	0	0	Philadelphia	3	1	0	1	2
Colorado	1	0	0	0	2	San Jose	1	1	0	1	0
Columbus	4	1	0	1	0	Tampa Bay	1	0	0	0	0
Dallas	2	1	1	2	0	Toronto	3	0	0	0	0
Detroit	1	0	0	0	0	Vancouver	2	0	0	0	0
Florida	2	0	1	1	0	Washington	2	0	0	0	0
Los Angeles	2	0	1	1	0	Winnipeg	1	0	0	0	0
Minnesota	2	0	0	0	0	Total	54	6	6	12	22

2015.16 GAME BY GAME

Oct. 7	@ CHI	MIN		
Oct. 9	@ COL	MIN		
Oct. 10	vs COL	MIN		
Oct. 13	vs WPG	MIN		
Oct. 15	@ MTL	MIN		
Oct. 18	vs NJ	MIN		
Oct. 19	vs SJ	MIN		
Oct. 22	vs ARI	MIN		
Oct. 24	@ PHI	MIN		
Oct. 25	vs CGY	MIN		
Oct. 30	vs TOR	MIN		
Nov. 3	vs WSH	MIN		
Nov. 6	@ COL	MIN		
Nov. 7	@ ARI	MIN		
Nov. 10	vs CAR	MIN		
Nov. 12	vs STL	MIN		
Nov. 14	@ OTT	MIN		
Nov. 15	vs TOR	MIN		
Nov. 19	@ TBL	MIN		
Nov. 21	@ FLA	MIN		
Nov. 23	vs NSH	MIN		
Nov. 25	vs MTL	MIN		
Nov. 27	@ BOS	MIN		
Nov. 28	vs PHI	MIN		
Nov. 30	vs CAR	DND		
Dec. 2	@ NYI	MIN		
Dec. 3	vs COL	MIN		
Dec. 6	vs OTT	MIN		
Dec. 9	@ VAN	MIN		
Dec. 11	@ EDM	MIN		
Dec. 12	@ CGY	MIN		
Dec. 15	vs EDM	MIN		
Dec. 17	@ MIN	MIN		
Dec. 18	@ WPG	MIN		
Dec. 20	vs WSH	MIN		
Dec. 22	vs ANA	MIN		
Dec. 28	@ NSH	MIN		
Dec. 30	@ TBL	MIN		
Jan. 2	@ FLA	MIN		
Jan. 5	vs DAL	MIN	3/1	
Jan. 9	vs WSH	MIN	0-0	15:11
Jan. 11	vs BOS	MIN	0-0	14:45
Jan. 14	@ NYI	MIN	2/0	13:46
Jan. 16	@ PHI	MIN		
Jan. 17	@ WSH	MIN		
Jan. 19	vs VAN	MIN	0-0	8:44
Jan. 22	@ CAR	MIN		
Jan. 24	@ OTT	MIN		
Jan. 25	vs BUF	MIN		
Feb. 2	@ NJD	MIN		
Feb. 4	vs MIN	MIN	0-0	
Feb. 6	@ PHI	MIN		
Feb. 8	vs NJ	MIN	2/-1	9:12
Feb. 10	@ PIT	MIN		
Feb. 12	vs LA	MIN		
Feb. 14	vs PHI	MIN		
Feb. 17	vs CHI	MIN		
Feb. 18	@ TOR	MIN		
Feb. 21	vs DET	MIN		
Feb. 23	@ NJD	MIN		
Feb. 25	@ STL	MIN		
Feb. 27	@ DAL	MIN		
Feb. 29	vs COL	MIN		
Mar. 3	@ PIT	MIN		
Mar. 4	@ WSH	MIN		
Mar. 6	vs NYI	MIN		
Mar. 8	@ BUF	MIN		
Mar. 12	@ DET	MIN		
Mar. 13	vs PIT	MIN		
Mar. 16	@ ANA	MIN		
Mar. 17	@ LA	MIN		
Mar. 19	@ SJ	MIN		
Mar. 21	vs FLA	MIN		
Mar. 23	vs BOS	MIN		
Mar. 26	@ MTL	MIN		
Mar. 27	vs PIT	MIN		
Mar. 31	@ CAR	MIN		
Apr. 2	vs BUF	MIN		
Apr. 4	@ COL	MIN		
Apr. 5	vs TB	MIN		
Apr. 7	vs NYI	MIN		
Apr. 9	vs DET	MIN		



30 RYAN MILLER

(RIGH-uhn MIH-luhr)

POSITION GOALTENDER

CATCHES LEFT

HEIGHT 6'3"

WEIGHT 171 LBS

BIRTHPLACE

EAST LANSING, MI

BORN JUL. 17, 1980

DRAFTED

Buffalo's fifth round selection, 138th overall in the 1999 NHL Entry Draft.

ACQUIRED

Signed as a free agent on July 1, 2014.

 @RyanMiller3039

CAREER HIGHLIGHTS

2015.16 Appeared in his 13th NHL season and second with Vancouver, posting a record of 17-24-9 in 51 games played...Appeared in his 650th career NHL game, Mar. 19 vs STL...Recorded his NHL-best 55th win in games decided by a shootout, Jan. 17 at NYI...Became the first goaltender to face at least 48 shots in each of two consecutive games (Jan. 17 at NYI and Jan. 19 at NYI) in one season since Kelly Hrudey did so on Dec. 1991...Notched the Canucks lone shutout of the season, Oct. 13 at LA.

2014.15 Appeared in 45 games in net in his first season with the Canucks, posting a record of 29-15-1 including six shutouts, a 2.53 goals-against average and .911 save percentage...Was one of three goaltenders to win 15 of his first 20 starts with a club this season, reaching 15 wins in his first 18 games with Vancouver...Made 21 saves in his 600th career game, Feb. 13 vs BOS...Earned his sixth shutout of the season which equaled his career high set in 2011.12 (61 GP)...Made 28 saves to record his second shutout in as many days, Jan. 16 at CAR; the previous night, he made 30 saves to blank the Flyers 4-0; he became the first goaltender in franchise history to record road shutouts in two consecutive days...Stopped 34 shots to pick up his 10th win in just his 11th start of the season, becoming the fastest goaltender in Canucks history to reach 10 wins, Nov. 6 at SJ...Recorded his 300th career win and 30th goaltender in NHL history to reach this milestone, Oct. 28 vs CAR...Stopped all 27 shots faced to record his first shutout as a Canuck, Oct. 17 at EDM...Made 23 saves to pick up his first win in a Canucks uniform...Appeared in three playoff games posting a record of 1-1, a 2.31 GAA, and a save percentage of .910...Notched his first playoff win as a Canuck stopping 20 of 21 saves, Apr. 23 vs CGY.

2013.14 Appeared in 59 games, posting a record of 25-30-4, a 2.64 GAA and a .918 save percentage...Split the season between St. Louis (10-8-1 in 19 GP) and Buffalo (15-22-3 in 40 GP)...Traded to St. Louis with Steve Ott for Jaroslav Halak, Chris Stewart, William Carrier, a first-round pick in the 2015 NHL Draft, and a conditional draft pick, Feb. 28...Won his sole start for the United States, a 5-1 win over Slovenia, improving to 6-1 in seven Olympic Games with a 945 save percentage and a 1.30 GAA...Boasted a save percentage of .950 over 10 games from Dec. 10-Jan. 12, the best of any 10-game stretch in his career...Made a career-high 49 saves in a 2-1 shootout victory, Dec. 29 vs WSH...Went 2-4 with a 2.70 GAA and .897 SV% in six playoff games...Logged a career-high 100 minutes in a 4-3 win Apr. 17 vs CHI.

2012.13 Tied for first among NHL goaltenders with 1,270 shots against and 1,162 saves, and ranked eighth with 2,302 minutes played and 40 games played...Appeared in his 500th NHL game, Apr. 26th vs NYI...Led all NHL netminders with five wins when facing at least 40 shots...Earned his 43rd career shootout win vs NYI (4/26) to move into second place for career shootout wins by a goaltender (Henrik Lundqvist- 45)...Broke Dominik Hasek's franchise record for most saves a member of the Sabres (13,308) Apr. 5 vs OTT...Surpassed Hasek's franchise record 491 games played for the Sabres with his 492nd appearance Apr. 2 at PIT.

2011.12 Became just the sixth goalie in NHL history to record 30 or more wins in seven straight seasons...Set a career high with six shutouts...Posted a 19-6-5 record after the All-Star break, including a record of 15-4-3 over his last 22 games...Named NHL's Third Star for the month of March...Logged the second-longest shutout streak of his career (15:37) from Feb. 29 - Mar. 3...Set franchise record for most saves in a shutout with 43 saves, Feb. 29 at ANA...Passed Dominik Hasek for the most wins in franchise history with his 235th career win, Feb. 4 at NYI...Played his 400th career game Oct. 7 vs ANA.

2010.11 Tied career high with five shutouts for third consecutive season; passed Martin Biron for second all-time by a Sabres goaltender (22)...Picked up 200th career win, Dec. 28 vs EDM...Recorded career-best shutout streak of 16:35 from Dec. 3-4...Became the third goaltender in franchise history to post two shutouts in one playoff series, joining Bob Sauve (1983 vs MTL) and Dominik Hasek (1994 vs NJ); also joined the same duo as the only players to record two shutouts in one playoff year: Sauve (1980, 1983); Hasek (1994, 1999).

2009.10 Awarded Vezina Trophy as NHL's best goaltender; Miller was named on 28 of 30 ballots, including 23 first-place selections...Named to NHL's First All-Star Team...Finished 4th in voting for Hart Trophy (MVP)...Received NHL's Foundation Award for Outstanding Charitable and Community Work...Set franchise single-season record for wins (41)...Set new career bests in both GAA (2.22) and SV% (.929)...Won 30 games for the fifth-straight season...Led Team USA to a silver medal at the 2010 Winter Olympics; named tournament MVP, Olympic All-Star and Best Goalie...Posted Olympic-best 5-1 record, with a U.S. Men's Olympic team record 1.35 GAA...Played in 300th career NHL game Jan. 6 vs TB...Went 2-4 with 2.34 GAA and career-best .926 SV% during the playoffs.

2008.09 Won 30 games for the fourth-straight season...Set new career best with 2.53 GAA, .918 save percentage and five shutouts...Named NHL Third Star of the Month for January after posting a 9-3-0 record with a 2.30 GAA, .932 save percentage and one shutout.

2007.08 Set a franchise record and career high with 76 games played and 4,474 minutes played...Tied for third in the league in games played and was third overall in minutes played...His 36 victories ranked him sixth best in the NHL...Finished third in the league with 1,907 saves on the season, a career high...Won a season high six games in a row from Dec. 12-22...Recorded a 35-save shutout Feb. 13 vs TOR which set a career high for shutouts in a season (3) and was a career high for saves made in a shutout.

2006.07 Set a new Sabres record with 40 wins, while playing in a career-high 63 games...Voted in as Eastern Conference starter for All-Star Game...Played in a career-high 13 straight games from Feb. 10 - Mar. 13...Posted a 9-7 record with 2.22 GAA and .922 save percentage while starting all 16 playoff games...Made a playoff career-high 44 saves in Game 3 Apr. 28 vs NYI.

2005.06 Registered a 30-14-3 record in 48 games...Finished with a 2.60 GAA...Stopped a career-high 45 shots, Mar. 18 at OTT...Finished with a record of 11-7, 2.56 GAA and .908 SV% in 18 playoff games...Earned first career playoff shutout by making 24 saves, Apr. 30 vs PHL

2004.05 Was awarded the Aldege "Baz" Bastien Award as the AHL's top goaltender...Was named an AHL First Team All-Star...Set the Amerks' all-time single season shutout mark with eight...Appeared in 63 regular season games, compiling a record of 41-17-4 and a 2.45 GAA...Led the AHL in victories (41) and saves (1,814), while ranking second in shutouts (8) and minutes played (3,738)...Became the AHL's first 40-game winner in four decades, since Gerry Cheevers in 1964-65...Claimed Top Goaltender honors in the All-Star Skills Competition for the second consecutive year and earned the win in net for Planet USA at the 2005 All-Star Classic in Manchester, N.H.

2003.04 Appeared in three games with Sabres, starting season opener Oct. 9 at PHL...Recorded career-high five shutouts during the regular season with Rochester Americans.

2002.03 Appeared in four games for Team USA at 2003 World Championships...Named to Young Stars Game at NHL All-Star Game, Feb. 1...Recorded first NHL shutout, Jan. 14 at MIN...Made 17 saves to win first career NHL game, Nov. 22 vs CBJ...Started first NHL game, Nov. 19 at NJ...Named Amerks' Rookie of the Year, ending rookie season with 23-18-5 record and 2.34 GAA...Recorded first professional playoff win, Apr. 12 at Rochester.

2001.02 Led all goaltenders with .949 save percentage and was second with 1.76 GAA at 2002 World Championships...Finished collegiate career 73-18-12 with NCAA-record 26 shutouts...Went 26-9-5 with eight shutouts, 1.77 GAA and .936 SV% in junior season...Hobey Baker Memorial Award finalist...Named CCHA Best Goaltender for third-straight season and won league's Most Valuable Player for second year in a row...MSU's Most Valuable Player for second consecutive season...Ranked first nationally in victories and shutouts, third in save percentage and fourth in GAA and minutes played at end of junior season.

2000.01 Won the 2001 Hobey Baker Award...USA Hockey College Player of the Year...Tabbed College Hockey Player of the Year by The Hockey News...Honored as Spartan hockey's Most Valuable Player and won the George Alderton Award for MSU male athlete of the year...Led the nation in save percentage, GAA, wins, winning percentage and shutouts...His 10 shutouts were second-best single-season effort in NCAA history...Set NCAA single-season record with .950 save percentage while 1.31 GAA was third-best in NCAA history.

1999.00 Second-team All-CCHA and CCHA All-Rookie Team selection...Posted eight shutouts - the most in a season by a goaltender in CCHA or WCHA history

REGULAR SEASON

PLAYOFFS

SEASON	CLUB	LEA	GPI	W	L	T/OT	MIN	GA	SO	GAA	PCT	GPI	W	L	MIN	GA	SO	GAA	SV%
1997.98	Soo	NAHL	37	21	14	0	2,113	82	3	2.33	-	-	-	-	-	-	-	-	-
1998.99	Soo	NAHL	47	31	14	1	2,711	104	8	2.3	-	-	-	-	-	-	-	-	-
1999.00	Michigan	NCAA	26	16	5	3	1,525	39	8	1.53	-	-	-	-	-	-	-	-	-
2001.02	Michigan	NCAA	40	26	9	5	2,411	71	8	1.77	-	-	-	-	-	-	-	-	-
2002.03	Buffalo	NHL	15	6	8	1	912	40	1	2.63	.902	-	-	-	-	-	-	-	-
	Rochester	AHL	47	23	18	5	2,817	110	2	2.34	.920	3	1	2	190	13	0	4.11	.856
2003.04	Buffalo	NHL	3	0	3	0	178	15	0	5.06	.795	-	-	-	-	-	-	-	-
	Rochester	AHL	60	27	25	7	3,579	132	5	2.21	.925	14	7	7	857	26	2	1.82	.934
2004.05	Rochester	AHL	63	41	17	4	3,741	153	8	2.45	.922	9	5	4	547	24	0	2.63	.909
2005.06	Buffalo	NHL	48	30	14	3	2,862	124	1	2.6	.914	18	11	7	1,123	48	1	2.56	.908
	Rochester	AHL	2	1	1	0	120	5	0	2.5	-	-	-	-	-	-	-	-	-
2006.07	Buffalo	NHL	63	40	16	6	3,692	168	2	2.73	.911	16	9	7	1,029	38	0	2.22	.922
2007.08	Buffalo	NHL	76	36	27	10	4,474	197	3	2.64	.906	-	-	-	-	-	-	-	-
2008.09	Buffalo	NHL	59	34	18	6	3,443	145	5	2.53	.918	-	-	-	-	-	-	-	-
2009.10	Buffalo	NHL	69	41	18	8	4,047	150	5	2.22	.929	6	2	4	384	15	0	2.34	.926
2010.11	Buffalo	NHL	66	34	22	8	3,829	165	5	2.59	.916	7	3	4	410	20	2	2.93	.917
2011.12	Buffalo	NHL	61	31	21	7	3,536	150	6	2.55	.916	-	-	-	-	-	-	-	-
2012.13	Buffalo	NHL	40	17	17	5	2,302	108	0	2.81	.915	-	-	-	-	-	-	-	-
2013.14	Buffalo	NHL	40	15	22	3	2,384	108	0	2.72	.923	-	-	-	-	-	-	-	-
	St. Louis	NHL	19	10	8	1	1,117	46	1	2.47	.903	6	2	4	422	19	0	2.7	.897
2014.15	Vancouver	NHL	45	29	15	1	2,542	107	6	2.53	.911	3	1	1	156	6	0	2.31	.910
2015.16	Vancouver	NHL	51	17	24	9	3,044	137	1	2.70	.916	-	-	-	-	-	-	-	-
VANCOUVER TOTALS			96	46	39	10	5,586	244	7	2.62	.914	3	1	1	156	6	0	2.31	.910
NHL TOTALS			655	340	233	68	38,363	1,660	36	2.60	.915	56	28	27	3,524	146	3	2.59	.915

CAREER HIGHS

Most Shots Faced	50: DEC. 29/13 vs WSH
Most Saves in a Game	49: DEC. 29/13 vs WSH
Shootout Record	55-34
Penalty Shot Record	17/21: LATEST DEC. 9/16 vs NY (Boyle-Goal)

NHL FIRSTS

First Game	Nov. 19/02 at NJ
First Win	Nov. 22/02 vs CBJ
First Shutout	Jan. 14/03 vs MIN

STREAKS

Longest Undeclared Streak	14 games	Apr. 8/06-Nov. 2/06 (13-0-1)
Longest Winning Streak	4 games	Three Times, Latest Oct. 26-Nov. 1/14
Longest Shutout Sequence	200:45	Jan. 8-19/15
Consecutive Starts	34	Jan. 24-Apr. 3/08

HONOURS

CCHA MVP: 2002, 2001	AHL First Team All-Star: 2010, 2005
NHL All-Star: 2007	Hobey Baker Award: 2001
Vezina Trophy: 2010	NHL Foundation Player Award: 2010
Three Stars Award: 2015	

INTERNATIONAL

Olympics: 2014, 2010 (Silver)
World Championships: 2003, 2002, 2001

MILLER vs NHL

TEAM	GPI	MINS	GA	SOG	SO	W	L	OT	WIN%	GAA	SV%
Anaheim	11	621	28	326	1	4	6	1	.409	2.71	.914
Arizona	10	606	16	310	1	9	1	0	.900	1.58	.948
Boston	43	2,592	110	1,352	1	27	9	7	.709	2.55	.919
Buffalo	3	180	7	78	0	2	1	0	.667	2.33	.910
Calgary	11	668	33	353	0	5	5	1	.500	2.96	.907
Carolina	28	1,649	69	845	1	15	9	4	.607	2.51	.918
Chicago	9	522	22	274	0	4	5	0	.444	2.53	.920
Colorado	11	648	32	337	0	3	5	3	.409	2.96	.905
Columbus	11	593	20	282	2	4	3	2	.556	2.02	.929
Dallas	12	697	38	323	0	4	5	3	.458	3.27	.882
Detroit	17	993	53	524	0	4	10	3	.324	3.20	.899
Edmonton	13	789	29	368	1	12	0	1	.962	2.21	.921
Florida	29	1,722	72	845	2	15	11	2	.571	2.51	.915
Los Angeles	13	747	31	423	2	7	4	1	.625	2.49	.927
Minnesota	11	576	32	280	1	5	6	0	.455	3.33	.886
Montreal	45	2,707	104	1,346	3	27	12	6	.667	2.31	.923
NY Islanders	30	1,710	82	909	2	18	9	2	.655	2.88	.910
NY Rangers	30	1,728	71	900	1	15	8	6	.621	2.47	.921
Nashville	11	654	23	305	1	6	3	2	.636	2.11	.925
New Jersey	30	1,763	63	854	3	13	11	6	.533	2.14	.926
Ottawa	43	2,534	111	1,366	1	18	20	4	.476	2.63	.919
Philadelphia	33	1,853	87	950	2	16	13	2	.548	2.82	.908
Pittsburgh	28	1,601	85	784	1	8	15	3	.365	3.19	.892
San Jose	15	908	36	493	2	10	4	1	.700	2.38	.927
St. Louis	8	474	23	258	0	2	6	0	.250	2.91	.911
Tampa Bay	30	1,803	80	864	0	20	10	0	.667	2.66	.907
Toronto	53	3,105	133	1,636	4	32	18	3	.632	2.57	.919
Vancouver	7	427	20	212	0	4	3	0	.571	2.81	.906
Washington	32	1,865	79	940	3	17	14	0	.548	2.54	.916
Winnipeg	28	1,629	71	786	1	14	7	5	.635	2.62	.910
Totals	655	38363	1660	19523	36	340	233	68	.583	2.60	.915

2015.16 GAME BY GAME

Oct. 7	@ CGY	1/30	W	59:37	Dec. 7	vs BUF	2/34	W	59:58	Feb. 18	vs ANA	4/32	L	59:15
Oct. 10	vs CGY	3/38	L	63:03	Dec. 9	vs NYI	1/33	W	59:22	Feb. 19	@ CGY	DNP		
Oct. 12	@ ANA	1/29	W	65:00	Dec. 13	@ CHI	3/29	L	57:22	Feb. 21	vs COL	1/38	W	60:00
Oct. 13	@ LA	0/15	W	60:00	Dec. 15	@ MIN	6/36	L	40:00	Feb. 25	vs OTT	3/30	W	60:00
Oct. 16	vs STL	4/32	L	57:41	Dec. 17	@ PHI	DNP			Feb. 28	vs SJ	3/27	L	57:01
Oct. 18	vs EDM	2/24	L	61:46	Dec. 18	@ DET	3/28	W	65:00	Mar. 1	vs NYI	DNP		
Oct. 22	vs WSH	3/35	L	58:11	Dec. 20	@ FLA	4/42	L	65:00	Mar. 3	vs SJ	3/30	L	57:27
Oct. 24	vs DET	3/28	L	63:50	Dec. 22	@ TB	INI			Mar. 5	@ SJ	DNP		
Oct. 27	vs MTL	1/26	W	59:54	Dec. 26	vs EDM	INI			Mar. 7	@ LA	4/28	L	58:22
Oct. 29	@ DAL	4/29	L	62:17	Dec. 28	vs LA	INI			Mar. 9	vs ARI	DNP		
Oct. 30	@ ARI	DNP			Jan. 1	vs ANA	INI			Mar. 12	vs NSH	2/37	W	59:58
Nov. 2	vs PHI	1/28	W	60:00	Jan. 4	vs ARI	INI			Mar. 14	vs WPG	DNP		
Nov. 4	vs PIT	3/23	L	57:29	Jan. 6	vs CAR	INI			Mar. 16	vs COL	3/34	L	57:34
Nov. 7	@ BUF	3/22	L	59:43	Jan. 9	vs TB	DNP			Mar. 18	@ EDM	DNP		
Nov. 8	@ NJ	4/28	L	63:07	Jan. 11	vs FLA	DNP			Mar. 19	vs STL	2/49	L	58:56
Nov. 10	@ CBJ	DNP			Jan. 14	@ WSH	3/39	L	58:05	Mar. 22	@ WPG	DNP		
Nov. 12	@ OTT	3/25	L	58:36	Jan. 15	@ CAR	DNP			Mar. 24	@ NSH	2/32	L	65:00
Nov. 14	@ TOR	4/40	L	56:37	Jan. 17	@ NYI	1/48	W	65:00	Mar. 25	@ STL	DNP		
Nov. 16	@ MTL	DNP			Jan. 19	@ NYR	3/49	L	63:54	Mar. 27	vs CHI	3/32	L	59:10
Nov. 18	@ WPG	3/33	L	59:42	Jan. 21	@ BOS	DNP			Mar. 29	vs SJ	DNP		
Nov. 21	vs CHI	3/29	W	60:00	Jan. 23	@ PIT	4/29	L	59:09	Mar. 31	@ SJ	2/34	W	59:58
Nov. 22	vs NJ	DNP			Jan. 26	vs NSH	2/19	L	58:31	Apr. 1	@ ANA	DNP		
Nov. 25	@ MIN	2/33	W	60:00	Feb. 4	vs CBJ	1/28	L	65:00	Apr. 4	vs LA	2/42	W	60:00
Nov. 27	@ DAL	2/25	L	65:00	Feb. 6	vs CGY	2/28	L	58:23	Apr. 6	@ EDM	DNP		
Nov. 30	@ ANA	4/29	L	48:39	Feb. 9	@ COL	DNP			Apr. 7	@ CGY	7/43	L	59:39
Dec. 1	@ LA	DNP			Feb. 10	@ ARI	1/34	W	60:00	Apr. 9	vs EDM	DNP		
Dec. 3	vs DAL	3/33	L	58:19	Feb. 13	vs TOR	3/36	L	58:14					
Dec. 5	vs BOS	DNP			Feb. 15	vs MIN	DNP							





29

ANDREY PEDAN

(AWN-dray peh-DAHn)

POSITION DEFENCE

SHOOTS LEFT

HEIGHT 6'5"

WEIGHT 218 LBS

BIRTHPLACE

KAUNAS, LITHUANIA

BORN JUL. 3, 1993

DRAFTED

New York Islanders' third round selection, 63rd overall, in the 2011 NHL Entry Draft.

ACQUIRED

From the New York Islanders in exchange for Alexandre Mallet and a 2016 third-round selection.

 @AndreyPedan

CAREER HIGHLIGHTS

2015.16 Split the season between Vancouver (18 penalty minutes in 13 games) and Utica (7-14-2) and 87 penalty minutes in 45 games)...Recorded at least two hits over his first 13 NHL games, including four hits in three consecutive games, Mar. 18-22...Made his NHL debut, Dec. 1 at LA...Registered AHL career-highs in goals (7), assists (14), points (21) and penalty minutes (87)...Tied a career-high three game point streak, Feb. 17-20: 2-1-3...Tied a career-high for points in a game (3), Oct. 30 at Binghamton.

2014.15 Split the season between Utica (3-11-14 and 70 penalty minutes in 42 games) and Bridgeport (0-3-3 and 51 penalty minutes in six games)...Recorded his first AHL point streak, Mar. 1-7: 1-2-3...Notched his first goal as a Comet (an OT winner), Jan. 31 at Toronto...Made his Comets debut, Nov. 26 vs Syracuse...Acquired from the New York Islanders and assigned to Utica, Nov. 25.

2013.14 Pedan split his first pro season between Islanders' AHL affiliate Bridgeport (5-5-10 in 28 games) and the ECHL's Stockton Thunder (six penalty minutes in five games)...Also appeared in two playoff games with Stockton and was an even plus/minus.

2012.13 Pedan made his pro hockey debut in April—skating for the Islanders' AHL affiliate in Bridgeport where he notched two assists in eight games...Was the leading scorer amongst Guelph Storm defencemen in his third OHL season, registering 44 points (14-30-44) along with a team-high 145 penalty minutes...Also tallied four points (3-1-4) in five OHL playoff games.

2011.12 Registered a team-high 152 penalty minutes and was the second-leading scorer amongst Storm defencemen with 40 points (10-30-40) in 63 games...Finished with 3 points (1-2-3) in the six-game playoff series against Plymouth.

2010.11 Scored 12 points (2-10-12) along with 89 penalty minutes in 51 games in his first OHL season with Guelph...Registered a team-high eight assists in the six-game playoff series versus Saginaw...Tallied two assists in six games to help Team Russia capture bronze at the World Junior U-18 Championships.

REGULAR SEASON

PLAYOFFS

2015.16 GAME BY GAME

SEASON	CLUB	LEA	GP	G	A	PTS	PIM	GP	G	A	PTS	PIM
2011.12	Calgary	WHL	9	3	1	4	4	5	0	0	0	4
2010.11	Guelph	OHL	51	2	10	12	89	6	0	8	8	8
2011.12	Guelph	OHL	63	10	30	40	152	6	1	3	4	14
2012.13	Guelph	OHL	60	14	30	44	145	5	3	1	4	16
	Bridgeport	AHL	8	0	2	2	7	-	-	-	-	-
2013.14	Bridgeport	AHL	28	5	5	10	43	-	-	-	-	-
	Stockton	ECHL	5	0	0	0	6	2	0	0	0	0
2014.15	Bridgeport	AHL	6	0	3	3	51	-	-	-	-	-
	Stockton	ECHL	2	0	1	1	2	-	-	-	-	-
	Utica	AHL	42	3	11	14	70	-	-	-	-	-
2015.16	Vancouver	NHL	13	0	0	0	18	-	-	-	-	-
	Utica	AHL	45	7	14	21	87	4	0	0	0	10
VANCOUVER/NHL TOTALS			13	0	0	0	18	-	-	-	-	-

CAREER HIGHS

Most Goals in a Game	0
Most Assists in a Game	0
Most Points in a Game	0
Hat Tricks	0
Game-Winning Goals	0
Power Play Goals	0
Shorthanded Goals	0
Overtime Points	0-0-0
Shootout Record	0/0: 0 GDG
Penalty Shot Record	0/0

NHL FIRSTS

First Game	Dec. 1/15 at LA
First Goal	N/A
First Assist	N/A

STREAKS

Goals	N/A
Assists	N/A
Points	N/A

HONOURS

Guelph Storm Defenceman of the Year: 2013

INTERNATIONAL

U-18 World Junior Championships: 2011
 U-18 Ivan Hlinka Memorial Tournament: 2011
 Canada-Russia Super Series: 2012, 2011

PEDAN vs NHL

TEAM	GP	G	A	PTS	PIM
Anaheim	1	0	0	0	0
Calgary	1	0	0	0	2
Colorado	1	0	0	0	2
Edmonton	3	0	0	0	0
Los Angeles	3	0	0	0	5
St. Louis	2	0	0	0	4
San Jose	1	0	0	0	5
Winnipeg	1	0	0	0	0
Total	13	0	0	0	18

Oct. 7	@ CGY	
Oct. 10	vs CGY	
Oct. 12	@ ANA	
Oct. 13	@ LA	
Oct. 16	vs STL	
Oct. 18	vs EDM	
Oct. 22	vs WSH	
Oct. 24	vs DET	
Oct. 27	vs MTL	
Oct. 29	@ DAL	
Oct. 30	@ ARI	
Nov. 2	vs PHI	
Nov. 4	vs PIT	
Nov. 7	@ BUF	
Nov. 8	@ NJ	
Nov. 10	@ CBJ	
Nov. 12	@ OTT	
Nov. 14	@ TOR	
Nov. 16	@ MTL	
Nov. 18	@ WPG	
Nov. 21	vs CHI	
Nov. 22	vs NJ	
Nov. 25	@ MIN	
Nov. 27	@ DAL	
Nov. 30	@ ANA	
Dec. 1	@ LA	0-0
Dec. 3	vs DAL	
Dec. 5	vs BOS	
Dec. 7	vs BUF	
Dec. 9	vs NYI	
Dec. 13	@ CHI	
Dec. 15	@ MIN	
Dec. 17	@ PHI	
Dec. 18	@ DET	
Dec. 20	@ FLA	
Dec. 22	@ TB	
Dec. 26	vs EDM	0-0
Dec. 28	vs LA	0-0
Jan. 1	vs ANA	
Jan. 4	vs ARI	
Jan. 6	vs CAR	
Jan. 9	vs TB	
Jan. 11	vs FLA	
Jan. 14	@ WSH	
Jan. 15	@ CAR	
Jan. 17	@ NYI	
Jan. 19	@ NY	
Jan. 21	@ BOS	
Jan. 23	@ PIT	
Jan. 26	vs NSH	
Feb. 4	vs CBJ	
Feb. 6	vs CGY	
Feb. 9	@ COL	
Feb. 10	@ ARI	
Feb. 13	vs TOR	
Feb. 15	vs MIN	
Feb. 18	vs ANA	
Feb. 19	@ CGY	
Feb. 21	vs COL	
Feb. 25	vs OTT	
Feb. 28	vs SJ	
Mar. 1	vs NYI	
Mar. 3	vs SJ	
Mar. 5	@ SJ	
Mar. 7	@ LA	
Mar. 9	vs ARI	
Mar. 12	vs NSH	
Mar. 14	vs WPG	
Mar. 16	vs COL	0-0
Mar. 18	@ EDM	0-0
Mar. 19	vs STL	0-0
Mar. 22	@ WPG	0-0
Mar. 24	@ NSH	
Mar. 25	@ STL	0-0
Mar. 27	vs CHI	
Mar. 29	vs SJ	0-0
Mar. 31	@ SJ	
Apr. 1	@ ANA	0-0
Apr. 4	vs LA	0-0
Apr. 6	@ EDM	0-0
Apr. 7	@ CGY	0-0



17 ANTON RODIN

(AN-tawn ROH-deen)

POSITION RIGHT WING

SHOOTS LEFT

HEIGHT 5'11"

WEIGHT 185 LBS

BIRTHPLACE
STOCKHOLM, SWE

BORN NOV. 21, 1990

DRAFTED

Vancouver's second round, 53rd overall selection in the 2009 NHL Entry Draft.

CAREER HIGHLIGHTS

2015.16 Registered 37 points (16-21-37) in 33 games for Brynas IF Gavle of the Swedish Hockey League (SHL)...Tied previous season's assist total (21)...Hit the 30-point mark for the third consecutive year... Named team Captain at the beginning of the season, he was awarded the SHL Most Valuable Player Trophy, an award voted on by players in the league.

2014.15 Scored 40 points (19-21-40) in 54 games for Brynas IF Gavle...Set career highs in games played (54), goals (19), and points (40)...Hit the 20-point plateau for the third year and the 30-point plateau for the second consecutive year...Finished third in team scoring...Scored at a point per game pace in the playoffs with four points in four games played (4-0-4).

2013.14 Appeared in his first season with Brynas IF Gavle, registering 35 points (12-23-35) in 47 games... Set SEL career highs in goals (12), assists (23) and points...Collected 3 points (2-1-3) in five playoff games.

2012.13 Returned to the Chicago Wolves for his sophomore AHL season registering 14 points (4-10-14) in 49 games played.

2011.12 Made his pro debut in North America playing for the AHL Chicago Wolves after being drafted by the Vancouver Canucks...Played 62 games as an AHL rookie, scoring 10 goals and 17 assists.

2010.11 Appeared in 53 games in his second season with Brynas, registering 28 points (7-19-28)...Collecting two points (1+2) in five playoff games.

2009.10 Skated in 36 games for Brynas in his rookie season, notching five points (1-4-5)...Ranked second on Team Sweden in scoring (3-7-10) to help his country capture bronze at the World Junior Championship.

SEASON	CLUB	LEA	REGULAR SEASON					PLAYOFFS				
			GP	G	A	PTS	PIM	GP	G	A	PTS	PIM
2008.09	Oskarshamn	Swe-1	6	0	0	0	2	-	-	-	-	-
2009.10	Brynäs	SEL	36	1	4	5	8	5	1	0	1	4
	Mora	Swe-1	8	2	2	4	0	-	-	-	-	-
2010.11	Brynäs	SEL	53	7	19	26	16	5	1	1	2	0
2011.12	Chicago	AHL	62	10	17	27	18	-	-	-	-	-
2012.13	Chicago	AHL	49	4	10	14	22	-	-	-	-	-
2013.14	Brynäs	SweHL	47	12	23	35	38	5	2	1	3	6
2014.15	Brynäs	SweHL	54	19	21	40	32	4	4	0	4	4
2015.16	Brynäs	SweHL	33	16	21	37	18	-	-	-	-	-

CAREER HIGHS

Most Goals in a Game	0
Most Assists in a Game	0
Most Points in a Game	0
Hat Tricks	0
Game-Winning Goals	0
Power Play Goals	0
Shorthanded Goals	0
Overtime Points	0-0-0
Shootout Record	0/0: 0 GDG
Penalty Shot Record	0/0

NHL FIRSTS

First Game	N/A
First Goal	N/A
First Assist	N/A

STREAKS

Goals	N/A
Assists	N/A
Points	N/A

HONOURS

Gold Helmet Award (SHL MVP): 2016
 J20 SuperElit (Top) Most Goals: 2009
 J20 SuperElit (Overall) Most Goals: 2009
 J20 SuperElit (North) Best Plus/Minus: 2009

INTERNATIONAL

World Junior Championships: 2010 (Bronze)



5 LUCA SBISA

(LOO-Ka S'BEE-za)

POSITION DEFENCE

SHOOTS LEFT

HEIGHT 6'2"

WEIGHT 209 LBS

BIRTHPLACE
OZIERI, ITALY

BORN JAN. 30, 1990

DRAFTED

Philadelphia's first round selection,
19th overall in the 2008 NHL
Entry Draft.

ACQUIRED

From Anaheim with Nick Bonino and
the 24th and 85th selection in the
2014 NHL Entry Draft in exchange
for Ryan Kesler and a third round
pick in the 2015 NHL Entry Draft.

CAREER HIGHLIGHTS

2015.16 Completed his eighth NHL season and second with the Canucks, collecting eight points (2-6-8) in 41 games...Averaged 17:22 ice time per game and registered 71 hits and 58 blocked shots.

2014.15 Completed his seventh NHL season and first with the Canucks, collecting 11 points (3-8-11) in 76 games...Ranked 1st-first amongst Canucks defencemen in game-winning goals (2)...Ranked first amongst Canucks defencemen in games played (76), second in hits (151) and second in blocked shots (128)...Recorded his first point as a Canuck, a game-winning goal, Oct. 26 vs WSHL...Appeared in his first game as a Canuck, Oct. 8 at CGY...Collected two points (1+1) in six WCQ playoff games...Notched his first career NHL playoff goal, Apr. 25 at CGY.

2013.14 Appeared in his sixth NHL season, his fifth with Anaheim...Registered 1-5-6 points with 43 PIM in 30 games...Registered one point (0-1-1) and five penalty minutes in two playoff games.

2012.13 Appeared in his fifth NHL season, his fourth with Anaheim...Scored eight points (1-7-8) with 23 PIM in 41 games...Ranked second among team leaders with 99 hits and finished with 57 blocked shots...Recorded his first career GWG, Mar. 12 at MIN...Appeared in his 200th career NHL game, Jan. 29 at SJ...Played in Switzerland during the lockout, collecting 12 points (5-7-12) in 30 games with Lugano...Appeared in five of Anaheim's CQF contests vs DET.

2011.12 Appeared in his fourth NHL season, his third with Anaheim...Registered 24 points (5-19-24) with 66 PIM in 80 games...Established career highs in goals, assists, points, games, shots on net (88) and average TOI (17:55)...Ranked third among team defencemen in points and assists, tied for third in goals, and second in PIM...Led Anaheim with 186 hits and ranked fourth with 99 blocked shots...Logged a career-high 26:45 TOI, Nov. 23 at PHX.

2010.11 Appeared in his third NHL season, his second with Anaheim...Appeared in 68 regular season games, scoring 11 points (2-9-11) with 43 PIM...Ranked second on the club in hits (170) and sixth in blocked shots...Appeared in his 100th career NHL game, Mar. 9 vs NY...Scored his first career PPG, Jan. 16 vs EDM...Recorded his first career NHL goal, Dec. 28 at PHX...In eight AHL games with Syracuse, scored nine points (2-7-9) and four PIM...Played all six CQF games vs NSH, collecting one assist with eight PIM.

2009.10 Appeared in his second NHL season, his first with Anaheim...played eight games for the Ducks, going scoreless with six PIM...Made his Anaheim debut, Oct. 3 vs SJ...Appeared in 29 games with Lethbridge and Portland (WHL), collecting 18 points (4-14-18) with 29 PIM...Added four points (2-2-4) in 13 WHL Playoff games with Portland.

2008.09 Appeared in his first NHL season with Philadelphia, registering seven points (0-7-7) in 39 regular season games...Recorded his first career NHL point (assist), Oct. 22 vs SJ...Made his NHL debut, Oct. 11 vs NY, becoming the fourth-youngest Flyer and second youngest defenceman at 18 yrs., 255 days...Posted 15 points (4-11-15) points in 18 regular season games and three points (2-1-3) in 11 playoff games with Lethbridge...Following the WHL playoffs, was assigned to the AHL Philadelphia Phantoms for two games.

2007.08 Spent the entire season with Lethbridge, registering 33 points (6-27-33) in 62 games...Won the Carl Trentini Memorial Award as the Hurricanes Rookie of the Year...Led all WHL defencemen in playoff scoring with 15 points (3-12-15) in 19 games...Was selected to participate in the 2008 CHL Top Prospects Game.

REGULAR SEASON

PLAYOFFS

2015.16 GAME BY GAME

SEASON	CLUB	LEA	GP	G	A	PTS	PIM	GP	G	A	PTS	PIM
2006.07	Zug	Swiss-A	7	0	0	0	0	-	-	-	-	-
2007.08	Lethbridge	WHL	62	6	27	33	63	19	3	12	15	17
2008.09	Philadelphia	NHL	39	0	7	7	36	1	0	0	0	2
	Philadelphia	AHL	2	1	1	2	2	-	-	-	-	-
	Lethbridge	WHL	18	4	11	15	19	11	2	1	3	12
2009.10	Anaheim	NHL	8	0	0	0	6	-	-	-	-	-
	Lethbridge	WHL	17	1	12	13	18	-	-	-	-	-
	Portland	WHL	12	3	2	5	11	13	2	2	4	26
2010.11	Anaheim	NHL	68	2	9	11	43	6	0	1	1	8
	Syracuse	AHL	8	2	7	9	4	-	-	-	-	-
2011.12	Anaheim	NHL	80	5	19	24	66	-	-	-	-	-
2012.13	Anaheim	NHL	41	1	7	8	23	5	0	0	0	4
	Lugano	Swiss-A	30	5	7	12	14	-	-	-	-	-
2013.14	Anaheim	NHL	30	1	5	6	43	2	0	1	1	5
	Norfolk	AHL	4	0	2	2	0	-	-	-	-	-
2014.15	Vancouver	NHL	76	3	8	11	46	6	1	1	2	7
2015.16	Vancouver	NHL	41	2	6	8	26	-	-	-	-	-
VANCOUVER TOTALS			117	5	14	19	72	6	1	1	2	7
NHL TOTALS			383	14	61	75	289	20	1	3	4	26

Oct. 7	@ CGY	0-0	1/0	14:30
Oct. 10	vs CGY	0-0	1/1	18:21
Oct. 12	@ ANA	0-0	0/-1	17:45
Oct. 13	@ LA	0-0	0/0	17:42
Oct. 16	vs STL	0-1	1/2	17:46
Oct. 18	vs EDM	0-0	0/0	17:34
Oct. 22	vs WSH	0-0	0/1	18:44
Oct. 24	vs DET	0-0	0/-1	16:53
Oct. 27	vs MTL	1-0	2/2	17:45
Oct. 29	@ DAL	0-0	0/2	19:27
Oct. 30	@ ARI	0-2	0/0	16:40
Nov. 2	vs PHI	INI		
Nov. 4	vs PIT	INI		
Nov. 7	@ BUF	INI		
Nov. 8	@ NJ	INI		
Nov. 10	@ CBJ	INI		
Nov. 12	@ OTT	INI		
Nov. 14	@ TOR	INI		
Nov. 16	@ MTL	INI		
Nov. 18	@ WPG	0-0	1/0	6:02
Nov. 21	vs CHI	0-0	0/0	15:17
Nov. 22	vs NJ	0-0	3/0	13:42
Nov. 25	@ MIN	0-0	1/-1	18:20
Nov. 27	@ DAL	0-0	2/1	18:20
Nov. 30	@ ANA	0-0	1/0	20:45
Dec. 1	@ LA	0-0	0/0	21:53
Dec. 3	vs DAL	INI		
Dec. 5	vs BOS	INI		
Dec. 7	vs BUF	INI		
Dec. 9	vs NY	INI		
Dec. 13	@ CHI	INI		
Dec. 15	@ MIN	INI		
Dec. 17	@ PHI	INI		
Dec. 18	@ DET	INI		
Dec. 20	@ FLA	INI		
Dec. 22	@ TB	INI		
Dec. 26	vs EDM	INI		
Dec. 28	vs LA	INI		
Jan. 1	vs ANA	INI		
Jan. 4	vs ARI	INI		
Jan. 6	vs CAR	INI		
Jan. 9	vs TB	INI		
Jan. 11	vs FLA	INI		
Jan. 14	@ WSH	INI		
Jan. 15	@ CAR	INI		
Jan. 17	@ NYI	0-0	1/0	19:33
Jan. 19	@ NY	0-0	0/1	21:37
Jan. 21	@ BOS	0-0	1/2	18:45
Jan. 23	@ PIT	0-1	0/3	17:34
Jan. 26	vs NSH	0-0	2/-1	17:33
Feb. 4	vs CBJ	0-0	1/0	18:16
Feb. 6	vs CGY	0-0	1/0	16:19
Feb. 9	@ COL	0-1	1/1	20:24
Feb. 10	@ ARI	0-0	0/0	16:38
Feb. 13	vs TOR	0-0	1/0	18:06
Feb. 15	vs MIN	0-0	0/0	19:31
Feb. 18	vs ANA	0-0	1/-2	17:49
Feb. 19	@ CGY	0-0	0/-1	18:42
Feb. 21	vs COL	0-0	0/0	16:06
Feb. 25	vs OTT	0-0	0/1	17:07
Feb. 28	vs SJ	0-0	1/-1	18:25
Mar. 1	vs NYI	0-0	1/0	14:11
Mar. 3	vs SJ	0-0	2/1	17:00
Mar. 5	@ SJ	0-1	1/1	15:58
Mar. 7	@ LA	0-0	0/-2	17:06
Mar. 9	vs ARI	1-0	1/1	16:50
Mar. 12	vs NSH	0-0	0/1	20:36
Mar. 14	vs WPG	0-0	0/0	11:31
Mar. 16	vs COL	INI		
Mar. 18	@ EDM	INI		
Mar. 19	vs STL	INI		
Mar. 22	@ WPG	INI		
Mar. 24	@ NSH	INI		
Mar. 25	@ STL	INI		
Mar. 27	vs CHI	INI		
Mar. 29	vs SJ	INI		
Mar. 31	@ SJ	INI		
Apr. 1	@ ANA	INI		
Apr. 4	vs LA	INI		
Apr. 6	@ EDM	INI		
Apr. 7	@ CGY	INI		
Apr. 9	vs EDM	INI		

CAREER HIGHS

Most Goals in a Game

1: 14 TIMES—LATEST MAR. 9/16 vs ARI

Most Assists in a Game

2: 7 TIMES—LATEST OCT. 30/15 at ARI

Most Points in a Game

2: 7 TIMES—LATEST OCT. 30/15 at ARI: 0-2-2

Hat Tricks

0

Game-Winning Goals

4: LATEST—OCT. 22/15 vs MTL

Power Play Goals

1: JAN. 16/11 vs EDM

Shorthanded Goals

0

Overtime Points

1-2-3

Shootout Record

0/0: 0 GDG

Penalty Shot Record

0/0

NHL FIRSTS

First Game Oct. 11/08 vs NY

First Goal Dec. 28/10 at PHX

First Assist Oct. 22/08 vs SJ

STREAKS

Goals N/A

Assists 3 games Oct. 28-Nov. 2/08: 4 assists

Points 3 games Four times (latest Jan. 31-Feb. 3/12: 1-2-3)

HONOURS

Lethbridge Hurricanes Rookie of the Year: 2008

CHL Top Prospects Game: 2008

INTERNATIONAL

World Cup: 2016

World Championships: 2012, 2011

Olympics: 2010

World Junior Championships: 2010, 2008

SBISA vs NHL

TEAM	GP	G	A	PTS	PIM	TEAM	GP	G	A	PTS	PIM
Anaheim	8	0	0	0	2	Nashville	17	0	0	0	6
Arizona	23	2	6	8	26	New Jersey	8	0	1	1	8
Boston	6	0	1	1	4	NY Islanders	10	0	2	2	4
Buffalo	7	0	0	0	8	NY Rangers	9	0	1	1	2
Calgary	20	0	2	2	38	Ottawa	5	0	0	0	0
Carolina	9	1	3	4	10	Philadelphia	6	0	1	1	2
Chicago	17	0	4	4	6	Pittsburgh	9	0	2	2	16
Colorado	18	0	5	5	24	St. Louis	16	0	3	3	16
Columbus	13	0	4	4	2	San Jose	27	1	3	4	16
Dallas	24	2	1	3	17	Tampa Bay	7	0	0	0	11
Detroit	11	0	0	0	0	Toronto	7	0	1	1	2
Edmonton	17	2	3	5	11	Vancouver	13	1	2	3	7
Florida	5	0	0	0	4	Washington	9	1	2	3	4
Los Angeles	25	1	6	7	12	Winnipeg	9	1	4	5	11
Minnesota	19	1	3	4	16						
Montreal	9	1	1	2	4	Totals	383	14	61	75	289

NHL MILESTONES

100th NHL Game Mar. 9/11 vs NY

300th NHL Game Jan. 13/15 at NSH



22 DANIEL SEDIN

(DAN-yehL suh-DEEN)

POSITION LEFT WING

SHOOTS LEFT

HEIGHT 6'2"

WEIGHT 190 LBS

BIRTHPLACE
ÖRNSKÖLDSVIK, SWEDEN

BORN SEP. 26, 1980

DRAFTED

Vancouver's first round selection, 2nd overall, in the 1999 NHL Entry Draft.

CAREER HIGHLIGHTS

2015.16 Completed his 15th NHL season (all with Vancouver), leading the team in scoring (61: t-35th in the NHL), goals (28: t-31st in the NHL), power play goals (8: t-36th in the NHL), and shots (258: t-13th) and ranking second in assists (33) and power play assists (11)...One of only two Canucks players this season to appear in all 82 games...Marked the 10th season he has finished with 20 or more goals...Recorded a team-high 12 multipoint games...Led the team in scoring in both road goals (15) and points (30)...Became the first Canucks player to record 3,000 career shots, Feb. 15 vs MIN...Appeared in his third NHL All-Star Game, helping Team Pacific Division notch the tournament prize, Jan. 31 at Bridgestone Arena...Surpassed Markus Naslund for most franchise goals (348), Jan. 21 at BOS...Appeared in his 1,100th NHL game, Jan. 1 vs ANA...Named the NHL's second star of the week ending Nov. 22...Recorded his 900th career point and sixth career hat trick, Nov. 21 vs CHI...Tied a career-high three assists, Nov. 10 at CBJ.

2014.15 Collected 76 points (20-56-76) in 82 games...Ranked t-8th in League scoring, and t-3rd in assists...Recorded points in three or more consecutive games on seven different occasions this season...Moved into sole possession for second most goals in franchise history, Feb. 11 at CHI...Moved into sole possession for most PPG in franchise history (115), Feb. 7 vs PIT...Played in his 1,000th career game, Nov. 23 vs CHI...Surpassed the 500 career assists mark after recording three assists, Oct. 11 vs EDM...In six WCQ playoff games, tied for the team lead in points (4) and goals (2).

2013.14 Finished second on the Canucks in scoring, recording 47 points (16-31-47) in 73 games played...Ranked tied for first in power play points (18), second in power play goals (5) and tied for second in game-winning goals (4)...Reached his 800th career point with an assist, Mar. 27 at COL...Scored his 300th career goal and added an assist, Nov. 28 at OTT.

2012.13 Finished second on the Canucks in scoring with 40 points (12-28-40) in 47 games...Passed Markus Naslund (346-410-756) to become the Canucks second highest scorer all-time, Apr. 22 vs CHI...Became the 19th Swedish born NHL player to reach 900 NHL games played, Apr. 13 at COL...Collected a season-high three assists as he passed Stan Smyl (896 GP) on the franchise's all-time games played list, dressing in his 897th game with Vancouver, Apr. 6 vs CGY...Recorded three points (1-2-3) to move into third place on the all-time scoring list with his 734th point with Vancouver, passing Trevor Linden (733), Feb. 19 at CHI.

2011.12 Collected 30 or more goals for the fourth time in his career...Recorded his 10th career overtime goal to set a franchise record for the most overtime goals, Jan. 31 vs CHI...Named to the 2012 NHL All-Star game, Jan. 29...Recorded his 100th power play goal, tying a franchise record for most career overtime goals (9) and notching his 700th career point, Jan. 12 at STL...Moved into third place in franchise goal-scoring with his 263rd, surpassing Stan Smyl, Dec. 26 vs EDM...Collected his fifth career hat trick, Dec. 6 vs COL...Notched his 98th career power play goal, moving into third place in Canucks history, surpassing Trevor Linden, Dec. 1 vs NSH...Moved into fourth place on the Canucks all-time franchise scoring list, Nov. 16 vs CHI...Moved into second place in franchise history for most assists (416), surpassing Trevor Linden, Nov. 10 at LA.

2010.11 Finished the season as the League's top scorer, recording 104 points (41-63-104) in 82 games played...Awarded the Ted Lindsay Award as the League's MVP as voted by members of the NHLPA...Voted to the NHL's First All-Star Team...Won the Art Ross one season following brother Henrik, becoming the first brothers to win the trophy in consecutive seasons...Set career highs for goals (41), assists (63) and points (104)...Ranked tied for fourth in goals (41), third in assists (63), first in power play goals (18) and third for game-winning goals (10) in the NHL...Won the Cyclone Taylor Award as the team's "Most Valuable Player"...Established the franchise record for most career GWG, surpassing Markus Naslund's 49, Feb. 4 vs CHI...Named to the 2011 NHL All-Star game...Named as an Alternate Captain prior to the start of the season...Led the League in power play goals during the postseason (5)...Ranked fourth in the League for goals (9) and points (20) in 25 playoff games played.

2009.10 Finished second among all Canucks in playoff scoring...Registered 14 points (5-9-14) in 12 postseason games played...Recorded a career-high 85 points (29-56-85) in 63 regular season games played...Set career highs in assists (56) and points (85)...Finished the season second in team scoring and 11th in the League...Scored eight game-winners, the second most in the League this season...Notched 20+ goals for the fifth consecutive season and sixth time in his career...Notched his 200th career goal, Mar. 23 at EDM...Member of Team Sweden at the 2010 Olympic Winter Games and scored 1-2-3 in 4 GP...Notched 7th career OT goal and sits second place for most career OT goals in franchise history, Jan. 20 at EDM...Collected his 500th career point, Jan. 16 vs PIT...Collected 300th career assist, Dec. 26 vs EDM...Named NHL 2nd Star of the week after recording 7 points (5-2-7), including a hat trick, in 3 games, Dec. 7-13...Tied a career high for most assists in a game (3), Oct. 7 vs MTL.

2008.09 Recorded 10 points (4-6-10) in 10 postseason games...Ranked tied for 13th in League scoring with 82 points and tied for 14th in the League for most game-winning goals (7) this season...Shared the scoring lead on the Canucks this season with 82 points (31-51-82)...Named the NHL's second star of the week (ending on Mar. 29)...Moved into 10th place in franchise history for most goals scored (172), Feb. 15...Scored his 20th goal of the season, recording 20+ goals for the fourth consecutive season, Jan. 9 vs STL...Named the NHL's first star of the week (ending on Oct. 12).

2007.08 Finished second in team scoring with 74 points (29-45-74)...Played a complete 82-game season for the third time in his career and has now only missed a single game after the past four regular seasons.

2006.07 Earned five points in 12 Playoff games...Scored one goal and assisted on the OT game-winner in Game 1 of Playoffs, Apr. 11 vs DAL...Led the team in regular season scoring with 84 points (36-48-84)...Scored over 30 goals for the first time in his career and 20 or more goals for the third time in his career...Moved past Geoff Courtnall (246) to fifth in all-time scoring among left wingers in club history with 306 career points...Set a new NHL record for most OT power play goals with his third of the season, Mar. 15 vs STL...Set new career highs, recording a hat trick, finishing the game with five points (3-2-5) and was named first star, Feb. 6 at EDM.

2005.06 Played a full 82 game schedule for the second consecutive season and set career highs in goals (22), assists (49), points (71), and time on ice with an average of 16:39 per game...Set a new career high in goals scored after notching his 21st of the season, Mar. 29 vs MIN.

2003.04 Played a complete 82 game season, finishing with a career high 54 points (18-36-54)...Scored his first career hat trick, Feb. 24 vs DET.

2002.03 Finished the season with 31 points in 79 games with 34 penalty minutes and a plus/minus of +8.

2001.02 Finished season with 32 points (9-23-32) in 79 games played.

2000.01 Played 75 games in his rookie season...His 20 goals ranked tied for 2nd among NHL rookies...Finished among the leaders in NHL rookie scoring with 34 points (20-14-34)...Became the 12th Canucks rookie to reach the 20 goal plateau, Mar. 21 at CBJ.

2015.16 GAME BY GAME

Oct. 7	@ CGY	1-2	7/3	18:08
Oct. 10	vs CGY	0-0	5/-1	21:02
Oct. 12	@ ANA	0-0	1/0	21:20
Oct. 13	@ LA	0-0	4/1	17:46
Oct. 15	vs STL	1-0	3/-1	20:24
Oct. 18	vs EDM	0-0	7/-1	19:56
Oct. 22	vs WSH	0-1	5/-1	19:43
Oct. 24	vs DET	0-0	4/0	21:26
Oct. 27	vs MTL	1-1	2/0	15:43
Oct. 29	@ DAL	0-2	1/1	18:22
Oct. 30	@ RI	1-0	2/0	15:32
Nov. 2	vs PHI	0-0	4/-1	15:47
Nov. 4	vs PIT	1-0	2/0	19:57
Nov. 7	@ BUF	0-1	5/0	18:26
Nov. 8	@ NJ	0-0	3/-2	18:24
Nov. 10	@ CBJ	1-3	1/3	16:36
Nov. 12	@ OTT	0-0	4/0	18:46
Nov. 14	@ TOR	0-1	7/0	20:32
Nov. 16	@ MTL	1-0	5/-1	18:59
Nov. 18	@ WPG	1-0	5/0	18:59
Nov. 21	vs CHI	3-1	4/3	17:33
Nov. 22	vs NJ	0-1	8/0	23:33
Nov. 25	@ MIN	0-1	1/0	17:52
Nov. 27	@ DAL	1-1	3/1	20:34
Nov. 30	@ ANA	0-0	3/0	18:43
Dec. 1	@ LA	1-0	1/0	19:25
Dec. 3	vs DAL	0-1	3/0	19:34
Dec. 5	vs BOS	0-0	2/-1	17:34
Dec. 7	vs BUF	0-2	2/0	18:50
Dec. 9	vs NY	1-1	2/1	20:11
Dec. 13	@ CHI	0-0	6/0	20:00
Dec. 15	@ MIN	1-0	4/2	12:17
Dec. 17	@ PHI	0-0	7/-1	15:43
Dec. 18	@ DET	0-0	3/1	18:22
Dec. 20	@ FLA	1-0	5/0	18:02
Dec. 22	@ TB	1-0	1/1	14:12
Dec. 26	vs EDM	0-1	3/0	19:03
Dec. 28	vs LA	0-0	2/0	19:23
Jan. 1	vs ANA	0-0	1/0	19:49
Jan. 4	vs ARI	1-0	2/1	17:47
Jan. 6	vs CAR	0-0	4/-1	20:09
Jan. 9	vs TB	0-0	2/0	18:21
Jan. 11	vs FLA	2-0	5/1	19:02
Jan. 14	@ WSH	0-0	4/0	17:55
Jan. 15	@ CAR	0-0	6/0	13:58
Jan. 17	@ NYI	0-0	4/1	19:42
Jan. 19	@ NY	0-0	2/0	16:13
Jan. 21	@ BOS	2-0	4/2	14:01
Jan. 23	@ PIT	0-0	3/0	15:19
Jan. 26	vs NSH	0-1	3/1	18:29
Feb. 4	vs CBJ	0-0	3/0	19:45
Feb. 6	vs CGY	0-0	2/-1	20:03
Feb. 9	@ COL	0-0	1/1	15:51
Feb. 10	@ ARI	0-0	2/1	17:19
Feb. 13	vs TOR	1-0	2/-1	19:29
Feb. 15	vs MIN	0-1	5/0	18:44
Feb. 18	@ ANA	0-2	2/0	17:32
Feb. 19	@ CGY	0-1	1/0	18:53
Feb. 21	vs COL	0-3	3/3	18:04
Feb. 25	vs OTT	0-0	4/-1	18:56
Feb. 28	vs SJ	1-0	6/-1	17:34
Mar. 1	vs NYI	1-0	4/0	18:44
Mar. 3	vs SJ	0-0	5/0	18:47
Mar. 5	@ SJ	1-0	4/0	22:32
Mar. 7	@ LA	0-1	0/0	22:34
Mar. 9	vs ARI	0-0	2/0	21:31
Mar. 12	vs NSH	1-0	1/0	14:27
Mar. 14	vs WPG	0-0	1/-1	16:26
Mar. 16	vs COL	0-1	0/-1	15:31
Mar. 18	@ EDM	0-0	4/0	18:30
Mar. 19	vs STL	0-0	7/-1	18:45
Mar. 22	@ WPG	0-0	1/-1	15:54
Mar. 24	@ NSH	1-0	1/0	17:54
Mar. 25	@ STL	0-0	2/0	16:36
Mar. 27	vs CHI	0-0	3/-1	19:02
Mar. 29	vs SJ	0-0	3/-2	18:02
Mar. 31	@ SJ	1-0	3/2	17:49
Apr. 1	@ ANA	0-0	2/0	19:45
Apr. 4	vs LA	0-1	5/-1	18:00
Apr. 6	@ EDM	0-0	1/0	15:59
Apr. 7	@ CGY	0-0	0/0	17:09
Apr. 9	vs EDM	0-0	3/-1	20:11

NHL MILESTONES

100th NHL Game	Nov. 23/01 at BOS
500th NHL Game	Nov. 23/07 at STL
1,000th NHL Game	Nov. 23/14 vs CHI
1,100th NHL Game	Jan. 1/16 vs ANA
100th NHL Point	Oct. 18/03 at MIN
500th NHL Point	Jan. 16/10 vs PIT
900th NHL Point	Nov. 21/15 at CHI
100th NHL Goal	Jan. 13/07 at TOR
300th NHL Goal	Nov. 28/13 at OTT
100th NHL Assist	Nov. 22/05 vs CHI
500th NHL Assist	Oct. 11/14 vs EDM

SEASON	CLUB	LEA	REGULAR SEASON					PLAYOFFS				
			GP	G	A	PTS	PIM	GP	G	A	PTS	PIM
1997.98	MoDo Jr.	Swe-Jr.	26	26	14	40	-	-	-	-	-	-
	MoDo	Sweden	45	4	8	12	26	9	0	0	0	2
1998.99	MoDo	Sweden	50	21	21	42	20	13	4	8	12	14
1999.00	MoDo	Sweden	50	19	26	45	28	13	8	6	14	18
2000.01	Vancouver	NHL	75	20	14	34	24	4	1	2	3	0
2001.02	Vancouver	NHL	79	9	23	32	32	6	0	1	1	0
2002.03	Vancouver	NHL	79	14	17	31	34	14	1	5	6	8
2003.04	Vancouver	NHL	82	18	36	54	18	7	1	2	3	0
2004.05	MoDo	Sweden	49	13	20	33	40	6	0	3	3	6
2005.06	Vancouver	NHL	82	22	49	71	34	-	-	-	-	-
2006.07	Vancouver	NHL	81	36	48	84	36	12	2	3	5	4
2007.08	Vancouver	NHL	82	29	45	74	50	-	-	-	-	-
2008.09	Vancouver	NHL	82	31	51	82	36	10	4	6	10	8
2009.10	Vancouver	NHL	83	29	56	85	28	12	5	9	14	12
2010.11	Vancouver	NHL	82	41	63	104	32	25	9	11	20	32
2011.12	Vancouver	NHL	72	30	37	67	40	2	0	2	2	0
2012.13	Vancouver	NHL	47	12	28	40	18	4	0	3	3	1 4
2013.14	Vancouver	NHL	73	16	31	47	38	-	-	-	-	-
2014.15	Vancouver	NHL	82	20	56	76	18	6	2	2	4	0
2015.16	Vancouver	NHL	82	28	33	61	36	-	-	-	-	-
VANCOUVER/NHL TOTALS			1,143	355	587	942	474	102	25	46	71	78

CAREER HIGHS

Most Goals in a Game	4: FEB. 24/04 vs DET
Most Assists in a Game	3: 17 TIMES-LATEST FEB. 21/16 vs COL
Most Points in a Game	5: FEB. 6/07 at EDM: 3-2-5
Hat Tricks	6: LATEST-NOV. 21/15 vs CHI
Game-Winning Goals	78: LATEST-JAN. 21/15 at BOS
Power Play Goals	123: LATEST-MAR. 24/16 at NSH
Shorthanded Goals	0
Overtime Points	14-13-27
Shootout Record	4/29: 3 GDG
Penalty Shot Record	0/4: LATEST-MAR. 25/11 at ATL, no goal (Mason)

NHL FIRSTS

First Game Oct. 5/00 at PHI
First Goal Oct. 8/00 at TB
First Assist Oct. 12/00 vs COL

STREAKS

Goals 5 games Three times (latest Mar. 20–30/10: 5 goals)
Assists 11 games Feb. 12–Mar. 16/10: 14 assists
Points 11 games Feb. 12–Mar. 16/10: 3-14-17

HONOURS

Three Star Award: 2016
 Cyrus H. McLean Award: 2016, 2015, 2009, 2007
 NHL All-Star Game: 2016, 2012, 2011
 Cyclone Taylor: 2016, 2011

Art Ross Trophy: 2011
 Ted Lindsay: 2011
 First Team All-Star: 2011
 Second Team All-Star: 2010

Swedish Elite League Co-MVP: 1999
 SHL Best Player: 1999
 Swedish Junior Hockey Player of the Year: 1999

INTERNATIONAL

Olympic Games: 2014 (Silver), 2010, 2006 (Gold)
 World Championships: 2013 (Gold), 2005, 2001 (Bronze), 2000, 1999 (Bronze)
 World Cup: 2016, 2004
 World Junior Championships: 2000, 1999, 1998
 World U18 Championships: 1998 (Gold), 1997 (Silver)

D.SEDIN vs NHL

TEAM	GP	G	A	PTS	PIM	TEAM	GP	G	A	PTS	PIM
Anaheim	60	17	27	44	12	Montreal	24	4	12	16	6
Arizona	59	13	32	45	28	Nashville	53	14	28	42	16
Boston	18	6	5	11	8	New Jersey	17	4	8	12	12
Buffalo	18	4	12	16	14	NY Islanders	15	4	11	15	2
Calgary	84	28	55	83	40	NY Rangers	15	6	6	12	2
Carolina	15	3	4	7	8	Ottawa	22	6	12	18	12
Chicago	55	22	31	53	24	Philadelphia	17	4	13	17	6
Colorado	75	29	35	64	28	Pittsburgh	17	5	7	12	10
Columbus	53	15	33	48	20	St. Louis	55	11	28	39	38
Dallas	50	15	24	39	24	San Jose	60	12	27	39	40
Detroit	51	19	28	47	22	Tampa Bay	15	5	6	11	4
Edmonton	84	36	44	80	30	Toronto	25	11	13	24	4
Florida	16	7	5	12	8	Washington	16	7	6	13	2
Los Angeles	58	17	26	43	18	Winnipeg	19	9	8	17	4
Minnesota	77	22	41	63	32						
						Totals	1,143	355	587	942	474



CANUCKS

PLAYERS

IN THE SYSTEM

2015/16 REVIEW

OPPONENTS

HISTORY

ALL TIME RECORDS

PLAYOFFS

NHL

MEDIA SERVICES



33

HENRIK SEDIN

(HEHN-rihk suh-DEEN)

POSITION CENTRE

SHOOTS LEFT

HEIGHT 6'2"

WEIGHT 183 LBS

BIRTHPLACE

ÖRNSKÖLDSVIK, SWEDEN

BORN SEP. 26, 1980

DRAFTED

Vancouver's first round selection, third overall, in the 1999 NHL Entry Draft.

CAREER HIGHLIGHTS

2015.16 Completed his 15th NHL season (all with Vancouver), ranking second on the team in scoring with 55 points (11-44-55) in 74 games...Led the team and ranked tied for 21st in assists (44), 18th in assists per game (.59), and 12th for assists per 60 minutes (1.94)...Marked the ninth season he has finished with 40 or more assists...Recorded nine multipoint games...Led the team in scoring on home ice, notching 32 points (6-26-32) at Rogers Arena...Awarded the King Clancy Trophy presented annually to the player that best exemplifies leadership qualities on and off the ice...Surpassed Rocket Richard for 88th all-time in NHL scoring, Mar. 24 at NSH...Tied a career-high with four assists, Feb. 21 vs COL...Played in his 1141st regular season game, Feb. 13 vs TOR, setting a new Canucks franchise record...Equalled and established career-highs for assists (4) and points (5) in a game, respectively, Nov. 21 vs CHI...Appeared in his 1100th career game, Oct. 24 vs DET.

2014.15 Collected 73 points (18-55-73) in 82 games...Ranked t-10th in League scoring and fifth in assists...Ranked third in the League in shooting percentage (17.8%)...Recorded points in three or more consecutive games on 10 different occasions this season...Collected his 700th career assist and 51st of the season, marking the eighth time in his career that he has recorded 50 or more assists in a season, Apr. 6 vs LA...Registered his 900th career point, Mar. 3 vs SJ...Named NHL's Second Star for the week ending Feb. 22...Scored his 200th NHL goal, Jan. 3 vs DET...In six WCQ playoff games, tied for the team lead in points (4) and assists (3).

2013.14 Played in 70 games this season, leading the team in scoring with 50 points (11-39-50)...Tied for first on the team for power play points (18), ranked second in faceoffs won (574) and tied for first in road scoring (2-23-25)...Awarded the Cyrus H. McLean Award as the team's leading scorer...Played his 1000th career game, becoming the only player in franchise history to play all 1000 games in a Canucks uniform, Mar. 12/14 at WPG...Ended his franchise record-setting iron man streak after playing his 679th consecutive game, Jan. 18/14 vs CGY...Had a career best 12-game scoring streak, recording 14 points (3-11-4), Oct. 12/13-Nov. 5/13...Recorded his 800th career point, Oct. 15/13 at PHL.

2012.13 Appeared in 48 games, collecting 45 points (11-34-45)...Ranked first on the Canucks in scoring and 20th in the NHL...Received the Cyrus H. McLean Award as the Canucks regular season leading scorer...Became the 76th player in NHL history to reach 600 assists, Apr. 6/13 vs CGY...Moved into first in franchise scoring recording his 757th point and passing Markus Naslund (246-410-756), Feb. 15/13 vs DAL...Became the 18th Swedish born NHL player to play 900 NHL games, reaching the milestone Feb. 1/13 vs CHI...Moved into second in franchise history for most games played (897), passing Stan Smyl (896 GP), Jan. 27/13 at SJ.

2011.12 Appeared in 82 games, collecting 81 points (14-67-81)...Ranked tied for seventh in League scoring, first in assists and ninth for most power play points (8-19-27)...Won the 2011 Cyclone Taylor Trophy as the Canucks MVP and Cyrus McLean Trophy as the Canucks leading scorer...Finished the season having played in 581 consecutive games, holding the seventh longest ironman streak in League history...Played in the NHL All-Star Game in Ottawa, Jan. 29...Appeared in his 535th consecutive game, surpassing Brendan Morrison for the franchise's longest ironman streak, Dec. 26 vs EDM...Collected his 700th career point, becoming just the ninth Swedish born player and fourth youngest to reach that mark, Dec. 15 at CAR...Moved into third place in club history for most points, Oct. 20 vs NSH.

2010.11 Was named to NHL's First All-Star Team...Finished fourth in the League in scoring, recording 94 points (19-75-94) in 82 games played...Led the League in assists (75)...Ranked fifth in the League in power play scoring (8-27-35)...Appeared in his 800th career game, Mar. 16 vs COL...Recorded his 500th career assist, Mar. 12 at CGY...Named to the 2011 NHL All-Star Game and collected two assists in the game...Recorded his 600th career point, Dec. 1 at CGY...Named as the Canucks 13th captain in franchise history prior to the season...Ranked second in the League in scoring during the postseason with 22 points (3-19-22) in 25 games played...Led the League in assists during the playoffs with 19...Established a career high 22 points (3-19-22) in 25 playoff games.

2009.10 Led the NHL in scoring in the regular season, recording a career high 112 points (29-83-112)...Led the League with 83 assists...Set new franchise single season points record improving on Pavel Bure's 110 point season (1992-93)...Named the team MVP as voted by fans...Won the Molson Cup in March, December and October...Set new record with franchise-leading 416th career assist, Mar. 14 vs CGY...Surpassed Thomas Gradin to become highest scoring center in club history with an assist, his 551st career point, Mar. 13 vs OTT...Member of Team Sweden, 2010 Olympic Winter Games, scoring 0-2-2 in 4 GP...Named NHL's second star of January...Played 700th career game, Jan. 30 at TOR...Recorded his 400th career assist, Jan. 20 at EDM...Finished the playoffs with more than a point per game average...Registered 14 points (3-11-4) in 12 games played.

2008.09 Recorded 60 assists, placing eighth in the League in this category...Shared the scoring lead on the Canucks with 82 points (22-60-82) and ranked tied for 14th in the League for most points...Set the franchise record for most points in a single month with 19 (7-12-19) in March...Recorded 10 points in 10 Playoff games.

2007.08 Led the team in scoring with 76 points...Ranked fourth in NHL assists (61) and tied for 11th in power play assists (25).

2006.07 Set career highs in points (81), assists (71 – franchise record) and PIMs (66)...Ranked 4th in the league in assists (71) and tied for 5th for power play assists (34)...Registered three assists, his 63rd of the season, to surpass Andre Boudrias' (62) franchise record for most assists in a single season...Set career high with four assists, Feb. 6 at EDM...Collected four points (2-2-4) in 12 playoff games.

2005.06 Set career highs in goals (18), assists (57), points (75), and time won ice with an average of 16:54 per game...Led the team in assists and plus/minus with a plus 11 and was second in team scoring...Named NHL Offensive Player of the Week, for the week ending Feb. 5...Accumulated four points, setting a career high for most points in a game, Jan. 31 at PHX.

2003.04 Played 76 games, finishing with a career high 42 points (11-31-42) and 32 penalty minutes...Recorded 39th point (tying career high for points) of the season, Feb. 28 vs STL.

2002.03 Finished the season with new career highs in assists and points (8-31-39), playing in 78 games with 38 penalty minutes and a plus/minus of +9.

2001.02 Completed his second career season having played every game...Set new career highs for goals (16) and points (36).

2000.01 Finished tied for 12th among all rookies with 29 points (9-20-29)...Ranked 4th among NHL rookies with 450 face-offs won...Scored his first NHL goal and added an assist, Oct. 16 vs TOR...Recorded his first NHL point, an assist, Oct. 6 at FLA.

SEASON	CLUB	LEA	REGULAR SEASON					PLAYOFFS				
			GP	G	A	PTS	PIM	GP	G	A	PTS	PIM
1997.98	MoDo	SWE	39	1	4	5	8					
1998.99	MoDo	SWE	49	12	22	34	32	13	2	8	10	6
1999.00	MoDo	SWE	50	9	38	47	22	13	5	9	14	2
2000.01	Vancouver	NHL	82	9	20	29	38	4	0	4	4	0
2001.02	Vancouver	NHL	82	16	20	36	36	6	3	0	3	0
2002.03	Vancouver	NHL	78	8	31	39	38	14	3	2	5	8
2003.04	Vancouver	NHL	76	11	31	42	32	7	2	2	4	2
2004.05	MoDo	SWE	44	14	22	36	50	6	1	3	4	6
2005.06	Vancouver	NHL	82	18	57	75	56	–	–	–	–	–
2006.07	Vancouver	NHL	82	10	71	81	66	12	2	2	4	14
2007.08	Vancouver	NHL	82	15	61	76	56	–	–	–	–	–
2008.09	Vancouver	NHL	82	22	60	82	48	10	4	6	10	2
2009.10	Vancouver	NHL	82	29	83	112	48	12	3	11	14	6
2010.11	Vancouver	NHL	82	19	75	94	40	25	3	19	22	16
2011.12	Vancouver	NHL	82	14	67	81	52	5	2	3	5	4
2012.13	Vancouver	NHL	48	11	34	45	24	4	0	3	3	4
2013.14	Vancouver	NHL	70	11	39	50	42	–	–	–	–	–
2014.15	Vancouver	NHL	82	18	55	73	22	6	1	3	4	2
2015.16	Vancouver	NHL	74	11	44	55	24	–	–	–	–	–
VANCOUVER/NHL TOTALS			1,166	222	748	970	622	105	23	55	78	58

CAREER HIGHS

- Most Goals in a Game** 3: NOV. 14/09 at COL
- Most Assists in a Game** 4: FIVE TIMES – LATEST FEB. 21/16 vs COL
- Most Points in a Game** 5: NOV. 21/15 vs CHI: 1-4-5
- Hat Tricks** 1: NOV. 14/09 at COL
- Game-Winning Goals** 34: LATEST – NOV. 22/13 vs CBJ
- Power Play Goals** 60: LATEST – FEB. 15/16 vs MIN
- Shorthanded Goals** 7: LATEST – NOV. 22/15 vs NJ
- Overtime Points** 4-21-25
- Shootout Record** 0/5: 0 GDG
- Penalty Shot Record** 2/3: LATEST – MAR. 14/13 vs NSH goal (Mason)

2015.16 GAME BY GAME

Oct. 7	@ CGY	1-0	4/3	18:08
Oct. 10	vs CGY	0-0	1/1	21:32
Oct. 12	@ ANA	0-0	0/0	20:26
Oct. 13	@ LA	0-1	1/1	19:23
Oct. 16	vs STL	0-0	1/1	19:29
Oct. 18	vs EDM	0-0	1/1	20:59
Oct. 22	vs WSH	1-0	2/1	20:58
Oct. 24	vs DET	0-0	3/0	21:23
Oct. 27	vs MTL	0-0	1/1	16:15
Oct. 29	@ DAL	0-1	1/1	18:23
Oct. 30	@ ARI	0-1	1/0	16:15
Nov. 2	vs PHI	0-1	0/0	15:40
Nov. 4	vs PIT	0-1	0/0	20:06
Nov. 7	@ BUF	1-0	2/0	18:17
Nov. 8	@ NJ	0-0	3/2	18:56
Nov. 10	@ CBJ	2-1	3/3	17:34
Nov. 12	@ OTT	0-1	0/0	18:12
Nov. 14	@ TOR	0-0	3/0	23:21
Nov. 16	@ MTL	1-1	1/1	20:49
Nov. 18	@ WPG	0-1	3/1	19:41
Nov. 21	vs CHI	1-4	2/3	20:13
Nov. 22	vs NJ	1-0	2/0	0:08
Nov. 25	@ MIN	0-1	0/1	17:41
Nov. 27	@ DAL	2-0	2/1	21:08
Nov. 30	@ ANA	0-0	0/0	19:39
Dec. 1	@ LA	0-1	0/0	19:58
Dec. 3	vs DAL	0-2	1/0	21:21
Dec. 5	vs BOS	0-0	1/1	17:02
Dec. 7	vs BUF	1-0	2/1	18:45
Dec. 9	vs NY	0-2	0/1	19:40
Dec. 13	@ CHI	0-0	1/0	19:11
Dec. 15	@ MIN	0-2	1/2	11:08
Dec. 17	@ PHI	0-0	0/0	5:08
Dec. 18	@ DET	1-1	1/1	19:11
Dec. 20	@ FLA	1-1	1/1	19:11
Dec. 22	@ TB	0-1	0/1	16:11
Dec. 26	vs EDM	0-1	0/1	20:31
Dec. 28	vs LA	0-0	1/0	19:29
Jan. 1	vs ANA	0-0	1/0	20:09
Jan. 4	vs ARI	0-1	4/1	18:40
Jan. 6	vs CAR	0-0	0/1	20:29
Jan. 9	vs TB	0-0	3/0	21:00
Jan. 11	vs FLA	0-2	0/0	20:36
Jan. 14	@ NSH	0-1	2/0	18:21
Jan. 15	@ CAR	0-0	0/0	16:45
Jan. 17	@ NYI	0-0	0/0	5:12
Jan. 19	@ NY	INI	INI	INI
Jan. 21	@ BOS	INI	INI	INI
Jan. 23	@ PIT	INI	INI	INI
Jan. 26	vs NSH	INI	INI	INI
Feb. 4	vs CBJ	0-0	0/0	20:23
Feb. 6	vs CGY	0-0	3/1	19:59
Feb. 9	@ COL	0-0	2/1	18:12
Feb. 10	@ ARI	0-1	2/0	18:18
Feb. 13	vs TOR	0-1	0/1	18:54
Feb. 15	vs MIN	1-1	2/0	19:46
Feb. 18	vs ANA	0-0	2/0	17:50
Feb. 19	@ CGY	0-0	1/1	19:51
Feb. 21	vs COL	0-4	1/3	17:16
Feb. 25	vs OTT	0-0	1/2	18:19
Feb. 28	vs SJ	0-1	1/1	19:26
Mar. 1	vs NYI	0-1	3/1	18:28
Mar. 3	vs SJ	0-0	2/0	19:50
Mar. 5	@ SJ	0-0	1/0	3:36
Mar. 7	@ LA	INI	INI	INI
Mar. 9	vs ARI	INI	INI	INI
Mar. 12	vs NSH	0-1	2/0	14:57
Mar. 14	vs WPG	0-0	1/2	17:40
Mar. 16	vs COL	1-0	1/1	16:49
Mar. 18	@ EDM	0-0	2/0	19:09
Mar. 19	vs STL	0-0	3/1	20:02
Mar. 22	@ WPG	0-0	3/1	17:42
Mar. 24	@ NSH	0-1	2/0	19:51
Mar. 25	@ STL	0-0	1/1	18:00
Mar. 27	vs CHI	0-0	0/1	20:31
Mar. 29	vs SJ	0-0	0/2	18:35
Mar. 31	@ SJ	0-1	3/2	19:08
Apr. 1	@ ANA	0-1	2/0	20:31
Apr. 4	vs LA	0-1	1/1	17:06
Apr. 6	@ EDM	0-0	2/0	16:56
Apr. 7	@ CGY	0-1	0/0	15:45
Apr. 9	vs EDM	0-0	1/1	19:50

NHL MILESTONES

- 100th NHL Game** Nov. 9/01 at CHI
- 500th NHL Game** Nov. 16/07 vs MIN
- 1000th NHL Game** Mar. 12/14 at WPG
- 1100th NHL Game** Oct. 24/15 vs DET
- 100th NHL Point** Mar. 25/03 vs DAL
- 500th NHL Point** Dec. 12/09 vs MIN
- 900th NHL Point** Mar. 3/15 vs SJ
- 100th NHL Goal** Mar. 13/09 vs LA
- 200th NHL Goal** Jan. 3/15 vs DET
- 100th NHL Assist** Feb. 24/04 vs DET
- 500th NHL Assist** Mar. 12/11 at CGY
- 700th NHL Assist** Apr. 6/15 vs LA

NHL FIRSTS

First Game Oct. 5/00 at PHI
First Goal Oct. 16/00 vs TOR
First Assist Oct. 6/00 at FLA

STREAKS

Goals 4 games Mar. 26–Apr. 2/02: 4 goals
Assists 7 games Twice (latest Dec. 29/09–Jan. 11/10: 12 assists)
Points 12 games Oct. 12/13–Nov. 5/13: 3-11-14

HONOURS

King Clancy Trophy: 2016
 Cyrus H. McLean Trophy: 2014, 2012, 2009, 2008
 Cyclone Taylor Trophy: 2013, 2012, 2010
 NHL All-Star Game: 2012, 2011, 2008

NHL First Team All-Star: 2011, 2010
 Hart Memorial Trophy: 2010
 Art Ross Trophy: 2010
 Sporting News Player of the Year: 2010


Molson Cup: 2010
 Swedish Elite League Co-MVP: 1999
 Swedish Junior Hockey Player of the Year: 1999
 SHL Best Player: 1999

INTERNATIONAL

World Cup: 2016, 2004
 World Championships: 2013 (Gold), 2005, 2001 (Bronze), 2000, 1999 (Bronze)
 Olympics: 2010, 2006 (Gold)
 World Junior Championships: 2000, 1999, 1998
 World U18 Championships: 1998 (Gold), 1997 (Silver)

H.SEDIN vs NHL

TEAM	GP	G	A	PTS	PIM	TEAM	GP	G	A	PTS	PIM
Anaheim	61	7	35	42	18	Nashville	52	8	39	47	60
Arizona	59	11	36	47	28	New Jersey	17	3	12	15	8
Boston	17	2	6	8	8	NY Islanders	17	5	11	16	12
Buffalo	18	4	10	14	6	NY Rangers	14	3	7	10	4
Calgary	87	14	61	75	58	Ottawa	21	4	17	21	12
Carolina	16	0	12	12	6	Philadelphia	17	3	18	21	6
Chicago	53	14	38	52	28	Pittsburgh	16	3	12	15	10
Colorado	81	22	47	69	36	St. Louis	56	9	31	40	22
Columbus	52	15	31	46	16	San Jose	61	13	28	41	34
Dallas	54	11	36	47	32	Tampa	16	2	8	10	16
Detroit	52	10	36	46	28	Toronto	25	4	18	22	12
Edmonton	87	17	64	81	42	Washington	17	3	11	14	6
Florida	16	2	15	17	12	Winnipeg	19	6	9	15	8
Los Angeles	61	7	34	41	48						
Minnesota	80	13	54	67	42	Totals	1,166	222	748	970	622
Montreal	24	7	12	19	4						





20 BRANDON SUTTER

(BRAN-duhn SUH-tuhr)

POSITION CENTRE

SHOOTS RIGHT

HEIGHT 6'3"

WEIGHT 191 LBS

BIRTHPLACE
HUNTINGTON, NY

BORN FEB. 14, 1989

DRAFTED

Carolina's first round selection, 11th overall in the 2007 NHL Entry Draft.

ACQUIRED

From Pittsburgh with a third round selection in the 2016 NHL Entry Draft in exchange for Nick Bonino, Adam Clendening, and a second round pick in the 2016 NHL Entry Draft.

CAREER HIGHLIGHTS

2015.16 Completed his eighth NHL season and first with Vancouver, registering nine points (5-4-9) in 20 games... Played in his 500th career game, collected his 100th NHL goal, and tied a single-game career-high with two assists, Oct. 16 vs STL... Appeared in his first game as a Canuck and registered his first assist and goal in a Vancouver uniform (1-1-2), Oct. 7 at CGY.

2014.15 Completed his third season as a Penguin, recording 33 points (21-12-33) and 14 penalty minutes in 80 games... His 23 goals on the year tied a single season career-high and was the sixth consecutive season he has recorded 10 or more goals... Finished with a team-leading 50.6 percent faceoff efficiency and tied for second in the League with four shorthanded goals... Appeared in five Stanley Cup playoff games, collecting one goal and one assist (1-1-2).

2013.14 In his second season with Pittsburgh, collected 26 points (13-13-26) and 12 penalty minutes in 81 games played... Established new career highs in points (7), goals (5) and assists (2) during the 2014 Stanley Cup playoffs... Scored the game-winner in the third period of Game 1 in the first round against CBJ.

2012.13 Played in his first season with Pittsburgh collecting five game-winning goals which was tied for second most on the team and new career high... Played 300th career NHL game Feb. 13 vs OTL... Recorded first career playoff goal/point (Game 4) and first career playoff assist (Game 5) vs NYL... Helped Pens' PK surrender just four power-play goals in 52 tries (92.3% kill rate) during postseason.

2011.12 Completed his fourth NHL season with the Hurricanes... Ranked tied for fifth on the team in goals (7), and totaled 32 points... Skated in all 82 contests, marking the second consecutive season in which he did not miss a game... Ranked tied for first on the team and tied for fourth in the NHL in shorthanded goals (3)... Was fifth among NHL forwards in blocked shots (85)... Led Hurricanes forwards in shorthanded time on ice (2:20 per game)... Scored his first career NHL shorthanded goal at BUF (Oct. 14)... Netted a goal and earned an assist at WSH (Mar. 6), which marked his 100th career NHL point.

2010.11 Completed his third NHL season with the Hurricanes setting career highs in games played (82), penalty minutes (25) and plus/minus (+13)... Was first among Hurricanes forwards and tied for seventh among NHL forwards in blocked shots (73)... Ranked first among Hurricanes in plus/minus (+13)... Skated in his 200th career NHL game at NYI (Apr. 2)... Earned his first career multi-goal game and was named first star against MIN (Oct. 7) in the first game of the 2010 NHL Premiere in Helsinki.

2009.10 Established career highs in goals (21), assists (19) and points (40)... Was the first NHL player to record 20-or-more goals and just two penalty minutes since Toronto's Sergei Berezin in 1999.00... Was tied for third on the team with a career-high 21 goals... Was third on the team in shots (168) and tied for fourth in power-play goals (5)... Had his first career three-point game with a goal and two assists, Feb. 11 vs BUF... Played in his 100th career NHL game vs FLA (Feb. 9)... Netted the first game-winning goal of his NHL career, Dec. 28 at WSH... Earned his first career NHL multi-point game with a pair of assists, Nov. 13 vs NYL... Had four points (1-3-4) in seven games for the River Rats.

2008.09 Completed his first full professional season and his first NHL season with Carolina... Skated in 50 NHL games, totaling one goal and five assists (6 points) with 16 penalty minutes... Finished the season in Albany, notching four goals and eight assists (12 points) in 22 AHL games... Had his first NHL fight when he sparred with Noah Welch vs FLA (Feb. 18)... Scored his first NHL goal, Oct. 23 at PIT... Made his NHL debut on Opening Night and earned his first NHL point with an assist Oct. 10 vs FLA.

2007.08 Led the Red Deer Rebels in goals (26) and points (49), in just 59 regular-season games... Played for Team WHL in the CHL Canada/Russia Challenge... Completed his junior career with 154 career points (68-86-154) in 205 games with Red Deer... Signed with the Hurricanes at the conclusion of his junior season and was assigned to Albany... Had one goal and one assist in seven regular-season games with the Albany River Rats... Made his professional debut Mar. 30 at Portland... Earned his first point with an assist Apr. 2 at Wilkes-Barre/Scranton... Netted his first pro goal with a power-play game-winner, Apr. 4 at Norfolk... Earned two assists while playing in all seven of Albany's Calder Cup Playoff games against Philadelphia.

2006.07 Was tied for third among Red Deer skaters in points with 57 in 71 games played for the Rebels... Selected to play in the 2007 CHL Top Prospects Game in January 2007.

2005.06 Led all WHL 16-year-olds with 22 goals during his first full season of major junior hockey... Also led Red Deer in goals (22) and ranked third on the team in points (46) in 68 games played.

2004.05 Skated in seven games for Red Deer of the Western Hockey League (WHL)... Had two assists and eight penalty minutes in seven regular-season games, and notched five points (1-4-5) during Red Deer's seven-game series with Medicine Hat.

REGULAR SEASON

PLAYOFFS

2015.16 GAME BY GAME

SEASON	CLUB	LEA	GP	G	A	PTS	PIM	GP	G	A	PTS	PIM
2004.05	Red Deer	WHL	7	0	2	2	8					
2005.06	Red Deer	WHL	68	22	24	46	36					
2006.07	Red Deer	WHL	71	20	37	57	54	7	0	3	3	14
2007.08	Red Deer	WHL	59	26	23	49	38					
	Albany	AHL	7	1	1	2	2	7	0	2	2	4
2008.09	Carolina	NHL	50	1	5	6	16					
	Albany	AHL	22	4	8	12	6					
2009.10	Carolina	NHL	72	21	19	40	2					
	Albany	AHL	7	1	3	4	2					
2010.11	Carolina	NHL	82	14	15	29	25					
2011.12	Carolina	NHL	82	17	15	32	21					
2012.13	Pittsburgh	NHL	48	11	8	19	4	15	2	1	3	0
2013.14	Pittsburgh	NHL	81	13	13	26	12	13	5	2	7	2
2014.15	Pittsburgh	NHL	80	21	12	33	14	5	1	1	2	2
2015.16	Vancouver	NHL	20	5	4	9	2					
VANCOUVER TOTALS			20	5	4	9	2					
NHL TOTALS			515	103	91	194	96	33	8	4	12	4

CAREER HIGHS

Most Goals in a Game	2: SEVEN TIMES—LATEST APR. 11/15 at BUF
Most Assists in a Game	2: SIX TIMES—LATEST OCT. 16/15 vs STL
Most Points in a Game	3: THREE TIMES—LATEST OCT. 16/15 vs STL: 1-2-3
Hat Tricks	0
Game-Winning Goals	18: LATEST—NOV. 10/15 at CBJ
Power Play Goals	17: LATEST—OCT. 24/15 vs DET
Shorthanded Goals	11: LATEST—OCT. 16/15 vs STL
Overtime Points	2-3-5
Shootout Record	3/8: 3 GDG
Penalty Shot Record	0/0

NHL FIRSTS

First Game	Oct. 10/08 vs FLA
First Goal	Oct. 23/08 at PIT
First Point	Oct. 10/08 vs FLA

STREAKS

Goals	3 games	Three times (latest Dec. 16-19/13: 3 goals)
Assists	6 games	(Apr. 23-Oct. 8/13: 6 assists)
Points	6 games	Twice (latest Apr. 23-Oct. 8/13: 0-6-6)

HONOURS

CHL Top Prospects Game: 2007

INTERNATIONAL

World Junior Championships: 2008 (Gold)
World U18 Championships: 2007, 2006

SUTTER vs NHL

TEAM	GP	G	A	PTS	PIM	TEAM	GP	G	A	PTS	PIM
Anaheim	11	3	2	5	8	Nashville	11	2	2	4	6
Arizona	9	1	1	2	5	New Jersey	26	5	7	12	2
Boston	24	5	6	11	2	NY Islanders	26	9	7	16	0
Buffalo	24	7	6	13	4	NY Rangers	27	2	6	8	2
Calgary	10	2	2	4	0	Ottawa	21	3	4	2	
Carolina	11	2	2	4	2	Philadelphia	29	4	3	7	6
Chicago	7	2	1	3	4	Pittsburgh	15	2	1	3	0
Colorado	8	3	0	3	2	St. Louis	10	4	3	7	0
Columbus	15	3	2	5	2	San Jose	8	1	1	2	0
Dallas	10	1	0	1	0	Tampa Bay	28	2	4	6	9
Detroit	11	1	2	3	2	Toronto	23	8	4	12	6
Edmonton	8	2	3	5	4	Vancouver	8	0	1	1	0
Florida	8	0	3	3	7	Washington	32	3	6	9	6
Los Angeles	9	0	0	0	2	Winnipeg	29	9	6	15	2
Minnesota	10	7	2	9	7						
Montreal	25	10	4	14	4	Totals	515	103	91	194	96

Oct. 7	@ CGY	1-1	3/3	20:47
Oct. 10	vs CGY	0-0	2/1	20:48
Oct. 12	@ ANA	0-0	5/0	21:32
Oct. 13	@ LA	0-0	1/0	21:42
Oct. 16	vs STL	1-2	4/2	21:23
Oct. 18	vs EDM	0-0	2/0	18:38
Oct. 22	vs WSH	0-0	0/0	19:17
Oct. 24	vs DET	1-0	2/1	19:48
Oct. 27	vs MTL	1-0	1/1	18:54
Oct. 29	@ DAL	0-0	2/1	19:04
Oct. 30	@ ARI	0-0	3/1	16:34
Nov. 2	vs PHI	0-0	3/1	15:53
Nov. 4	vs PIT	0-0	2/1	17:44
Nov. 7	@ BUF	0-0	3/0	14:59
Nov. 8	@ NJ	0-0	1/1	19:14
Nov. 10	@ CBJ	1-0	2/1	16:08
Nov. 12	@ OTT	INJ		
Nov. 14	@ TOR	INJ		
Nov. 16	@ MTL	INJ		
Nov. 18	@ WPG	INJ		
Nov. 21	vs CHI	INJ		
Nov. 22	vs NYI	INJ		
Nov. 25	@ MIN	INJ		
Nov. 27	@ DAL	INJ		
Nov. 30	@ ANA	INJ		
Dec. 1	@ LA	INJ		
Dec. 3	vs DAL	INJ		
Dec. 5	vs BOS	INJ		
Dec. 7	vs BUF	INJ		
Dec. 9	vs NYI	INJ		
Dec. 13	@ CHI	INJ		
Dec. 15	@ MIN	INJ		
Dec. 17	@ PHI	INJ		
Dec. 18	@ DET	INJ		
Dec. 20	@ FLA	INJ		
Dec. 22	@ TB	INJ		
Dec. 26	vs EDM	INJ		
Dec. 28	vs LA	INJ		
Jan. 1	vs ANA	INJ		
Jan. 4	vs ARI	INJ		
Jan. 6	vs CAR	INJ		
Jan. 9	vs TB	INJ		
Jan. 11	vs FLA	INJ		
Jan. 14	@ WSH	INJ		
Jan. 15	@ CAR	INJ		
Jan. 17	@ NYI	INJ		
Jan. 19	@ NY	INJ		
Jan. 21	@ BOS	INJ		
Jan. 23	@ PIT	INJ		
Jan. 26	vs NSH	1-0	3/1	16:44
Feb. 4	vs CBJ	0-0	2/0	16:31
Feb. 6	vs CGY	0-0	2/2	14:21
Feb. 9	@ COL	0-0	2/0	10:31
Feb. 10	@ ARI	INJ		
Feb. 13	vs TOR	INJ		
Feb. 15	vs MIN	INJ		
Feb. 18	vs ANA	INJ		
Feb. 19	@ CGY	INJ		
Feb. 21	vs COL	INJ		
Feb. 25	vs OTT	INJ		
Feb. 28	vs SJ	INJ		
Mar. 1	vs NYI	INJ		
Mar. 3	vs SJ	INJ		
Mar. 5	@ SJ	INJ		
Mar. 7	@ LA	INJ		
Mar. 9	vs ARI	INJ		
Mar. 12	vs NSH	INJ		
Mar. 14	vs WPG	INJ		
Mar. 16	vs COL	INJ		
Mar. 18	@ EDM	INJ		
Mar. 19	vs STL	INJ		
Mar. 22	@ WPG	INJ		
Mar. 24	@ NSH	INJ		
Mar. 25	@ STL	INJ		
Mar. 27	vs CHI	INJ		
Mar. 29	vs SJ	INJ		
Mar. 31	@ SJ	INJ		
Apr. 1	@ ANA	INJ		
Apr. 4	vs LA	INJ		
Apr. 6	@ EDM	INJ		
Apr. 7	@ CGY	INJ		
Apr. 9	vs EDM	INJ		

NHL MILESTONES

100th NHL Game	Feb. 9/10 vs FLA
500th NHL Game	Oct. 16/15 vs STL
100th NHL Point	Mar. 6/12 vs WSH
100th NHL Goal	Oct. 16/15 vs STL



CAREER HIGHLIGHTS

2015.16 Completed his sixth NHL season (all with Vancouver), registering 18 points (4-14-18) in 69 games... Led the team and ranked 16th in the League in blocked shots with 166... Collected his first career short-handed point (assist), Jan. 23 at PIT... Established a career-high three game assist streak (0-3-3), Jan. 21-26... Established first career three game point streak (1-2-3), Jan. 1-6... Collected his first career power play goal and skated to a season-high 27:18 TOI, Oct. 24 vs DET.

2014.15 Completed his fifth NHL season, collecting a career-high 20 points (2-18-20) and 18 assists as well as 12 penalty minutes in 70 games... Recorded 170 blocked shots, ranking first on the team and 11th in the League... Ranked eighth on the team and first among defencemen in takeaways (26)... Averaged 21:04 time on ice per game, the third most on the team... Ranked first on the Canucks in shorthanded time ice (2:44), and second in even strength time on ice (17:48)... Appeared in his 200th career game, Jan. 19 at FLA... In six WCQ playoff games, tied for the team lead in assists (3)... Collected a playoff career high two assists in Game 2 of the WCQ, Apr. 17 vs CGY.

2013.14 Registered a career high 17 points (6-11-17) and had eight penalty minutes in 64 games with Vancouver... Tied for first on the Canucks in blocked shots (136)... Recorded his first career shorthanded goal, Dec. 14/13 vs BOS... Registered his first career multi-point game, collecting two assists and adding five blocked shots, Oct. 22/13 at NYL... Appeared in his 100th career game, Oct. 17/13 at BUF.

2012.13 Appeared in 38 games, collecting seven points (2-5-7) and was +4 in his third NHL season with Vancouver... Averaged 17:17 TOI per game and ranked third on the Canucks for blocked shots (61)... Scored his first career NHL goal in overtime, Feb. 14/13 at EDM.

2011.12 Appeared in 25 games, collecting two assists and a +10 rating in his second NHL season... Registered a career high three shots and a career high 20:06 minutes played, Mar. 28 vs COL.

2010.11 Made his NHL debut with Vancouver... Skated in five NHL playoff games with Vancouver, including three Stanley Cup Final games against Boston... Averaged 14:40 TOI during the playoffs... Registered 11 blocked shots in five playoff games... Appeared in 29 regular season games with Vancouver, recording an assist and registering 32 blocked shots... Recorded his first NHL point, an assist, Jan. 24/11 vs DAL... Made his NHL debut Jan. 18/11 at COL.

2009.10 Named Atlantic Hockey's Rookie of the Year and was named to the Atlantic Hockey All-Rookie Team and Atlantic Hockey All-Tournament Team... Received the Craig Lauzon Award for top newcomer with R.I.T. following his rookie season... Helped the R.I.T. Tigers of the Atlantic Hockey Association (AHA) to their first appearance in the NCAA Tournament and the Frozen Four Semi-Final... Finished fourth on the team in scoring with 28 points (10-18-28) in 41 games played... Led R.I.T. in plus/minus at +33

2008.09 Led all Markham defencemen in scoring with 41 points (4-37-41) in 50 games played... Was named the Markham Waxers defenceman of the year following the 2008.09 season.

8

CHRIS TANEV

(KRIHS TA-nehv)

POSITION DEFENCE

SHOOTS RIGHT

HEIGHT 6'2"

WEIGHT 195 LBS

BIRTHPLACE
TORONTO, ON

BORN DEC. 20, 1989

ACQUIRED

Signed as a free agent by Vancouver
on May 31, 2010.

REGULAR SEASON

PLAYOFFS

2015.16 GAME BY GAME

SEASON	CLUB	LEA	GP	G	A	PTS	PIM	GP	G	A	PTS	PIM
2006.07	Durham	OPJHL	40	0	9	9	8					
2007.08	Durham	OPJHL	19	1	6	7	12					
	Stouffville	OPJHL	4	0	0	0	0					
	Markham	OPJHL	26	1	9	10	12					
2008.09	Markham	OJHL	50	4	37	41	33					
2009.10	R.I.T.	NCAA	41	10	18	28	4					
2010.11	Vancouver	NHL	29	0	1	1	0	5	0	0	0	0
	Manitoba	AHL	39	1	8	9	16	14	1	2	3	4
2011.12	Vancouver	NHL	25	0	2	2	2	5	0	0	0	0
	Chicago	AHL	34	0	14	14	6					
2012.13	Vancouver	NHL	38	2	5	7	10					
	Chicago	AHL	29	2	10	12	6					
2013.14	Vancouver	NHL	64	6	11	17	8					
2014.15	Vancouver	NHL	70	2	18	20	12	6	0	3	3	0
2015.16	Vancouver	NHL	69	4	14	18	8					
VANCOUVER/NHL TOTALS			295	14	51	65	40	16	0	3	3	0

CAREER HIGHS

Most Goals in a Game

1: 14x—LATEST FEB. 21/16 vs COL

Most Assists in a Game

2: SIX TIMES—LATEST MAR. 30/15 at STL

Most Points in a Game

2: SIX TIMES—LATEST MAR. 30/15 at STL: 0-2-2

Hat Tricks

0

Game-Winning Goals

4: LATEST—DEC. 20/14 vs CGY

Power Play Goals

2: LATEST—FEB. 15/16 vs MIN

Shorthanded Goals

1: DEC. 14/13 vs BOS

Overtime Points

2-1-3

Shootout Record

0/0; 0 GDG

Penalty Shot Record

0/0

NHL FIRSTS

First Game Jan. 18/11 at COL

First Goal Feb. 4/13 at EDM

First Assist Jan. 24/11 vs DAL

STREAKS

Goals N/A

Assists 3 games

Points 3 games Jan. 21–26: 3 assists
Twice (latest Jan. 21–26: 0-3-3)

HONOURS

NCAA (AHA) Rookie of the Year: 2010

NCAA (AHA) All-Rookie Team: 2010

NCAA (AHA) All Tournament Team: 2010

NCAA (AHA) Third All-Conference Team: 2010

Craig Lauzon Award (RIT-Top Newcomer): 2010

Markham Waxers Defenceman of the Year (RIT): 2009

Walter (Babe) Pratt: 2015

INTERNATIONAL

World Championships: 2016 (Gold)

TANEV vs NHL

TEAM	GP	G	A	PTS	PIM	TEAM	GP	G	A	PTS	PIM
Anaheim	13	0	1	1	6	Nashville	12	0	3	3	0
Arizona	16	1	4	5	2	New Jersey	4	0	2	2	0
Boston	3	1	1	2	0	NY Islanders	3	1	2	3	0
Buffalo	2	0	2	2	0	NY Rangers	2	0	0	0	2
Calgary	16	1	3	4	0	Ottawa	4	0	1	1	2
Carolina	4	1	2	3	0	Philadelphia	4	0	1	1	0
Chicago	9	0	2	2	0	Pittsburgh	4	1	0	1	0
Colorado	11	0	1	1	4	St. Louis	8	0	2	2	2
Columbus	10	0	0	0	0	San Jose	12	0	1	1	2
Dallas	14	0	4	4	2	Tampa Bay	4	0	0	0	0
Detroit	7	0	0	0	2	Toronto	4	1	1	2	2
Edmonton	15	1	0	1	2	Washington	4	0	3	3	0
Florida	4	0	0	0	0	Winnipeg	6	1	0	1	0
Los Angeles	15	1	1	2	2						
Minnesota	11	0	0	0	0	Totals	295	14	51	65	40
Montreal	5	0	0	0	2						

Oct. 7	@ CGY	0-1	0/4	22:56
Oct. 10	vs CGY	0-0	0/0	21:33
Oct. 12	@ ANA	0-0	1/0	0:32
Oct. 13	@ LA	0-0	0/1	20:55
Oct. 16	vs STL	0-0	0/2	20:01
Oct. 18	vs EDM	0-0	0/0	23:39
Oct. 22	vs WSH	0-0	1/0	19:12
Oct. 24	vs DET	1-0	3/0	3:18
Oct. 27	vs MTL	0-0	1/1	22:45
Oct. 29	@ DAL	0-0	1/0	21:42
Oct. 30	@ ARI	0-1	1/2	23:50
Nov. 2	vs PHI	0-1	1/1	23:49
Nov. 4	vs PIT	0-0	0/1	20:21
Nov. 7	@ BUF	0-0	0/1	22:21
Nov. 8	@ NJ	INI		
Nov. 10	@ CBJ	0-0	2/2	19:29
Nov. 12	@ OTT	0-0	1/1	19:39
Nov. 14	@ TOR	0-0	1/0	20:37
Nov. 16	@ MTL	0-0	2/2	22:07
Nov. 18	@ WPG	0-0	1/0	22:34
Nov. 21	vs CHI	0-0	1/1	20:46
Nov. 22	vs NYI	0-0	0/1	18:59
Nov. 25	@ MIN	0-0	1/1	22:25
Nov. 27	@ DAL	0-0	0/0	22:26
Nov. 30	@ ANA	0-0	1/1	16:24
Dec. 1	@ LA	INI		
Dec. 3	vs DAL	0-0	0/1	22:31
Dec. 5	vs BOS	0-0	0/2	19:12
Dec. 7	vs BUF	0-0	0/0	20:34
Dec. 9	vs NYI	0-0	0/1	21:32
Dec. 13	@ CHI	0-0	0/0	19:35
Dec. 15	@ MIN	0-0	0/0	18:35
Dec. 17	@ PHI	0-0	0/1	21:46
Dec. 18	@ DET	0-1	3/2	23:33
Dec. 20	@ FLA	0-0	0/0	21:01
Dec. 22	@ TB	0-0	0/0	15:00
Dec. 26	vs EDM	INI		
Dec. 28	vs LA	INI		
Jan. 1	vs ANA	1-0	1/1	20:46
Jan. 4	vs ARI	0-1	0/0	19:34
Jan. 6	vs CAR	0-1	0/1	21:56
Jan. 9	vs TB	0-0	0/1	22:46
Jan. 11	vs FLA	0-0	0/0	19:53
Jan. 14	@ WSH	0-0	0/0	20:10
Jan. 15	@ CAR	0-1	1/2	22:55
Jan. 17	@ NYI	0-0	0/0	22:52
Jan. 19	@ NYI	0-0	0/1	21:43
Jan. 21	@ BOS	0-1	2/1	21:05
Jan. 23	@ PIT	0-1	1/1	22:47
Jan. 26	vs NSH	0-1	1/1	22:52
Feb. 4	vs CBJ	0-0	1/0	0:23
Feb. 6	vs CGY	0-0	0/1	22:31
Feb. 9	@ COL	0-0	0/1	0:45
Feb. 10	@ ARI	0-1	0/1	22:33
Feb. 13	vs TOR	0-0	2/0	23:43
Feb. 15	vs MIN	1-0	2/0	21:31
Feb. 18	vs ANA	0-0	0/1	22:37
Feb. 19	@ CGY	0-0	1/1	22:16
Feb. 21	vs COL	1-0	1/2	0:15
Feb. 25	vs OTT	0-0	2/0	20:34
Feb. 28	vs SJ	0-0	0/2	22:57
Mar. 1	vs NYI	0-0	1/2	23:54
Mar. 3	vs SJ	0-1	2/1	0:54
Mar. 5	@ SJ	0-0	1/1	18:33
Mar. 7	@ LA	INI		
Mar. 9	vs ARI	INI		
Mar. 12	vs NSH	INI		
Mar. 14	vs WPG	0-1	0/1	22:34
Mar. 16	vs COL	0-0	1/2	0:43
Mar. 18	@ EDM	0-0	0/1	19:57
Mar. 19	vs STL	INI		
Mar. 22	@ WPG	INI		
Mar. 24	@ NSH	INI		
Mar. 25	@ STL	INI		
Mar. 27	vs CHI	INI		
Mar. 29	vs SJ	INI		
Mar. 31	@ SJ	0-0	0/1	22:38
Apr. 1	@ ANA	0-0	0/1	22:29
Apr. 4	vs LA	0-0	1/1	17:48
Apr. 6	@ EDM	0-0	0/1	19:11
Apr. 7	@ CGY	0-1	0/1	19:08
Apr. 9	vs EDM	0-0	1/0	21:58

NHL MILESTONES

100th NHL Game Oct. 17/13 at BUF
200th NHL Game Jan. 19/15 vs FLA



88

NIKITA TRYAMKIN

(nih-KEE-ta TRAM-kihn)

POSITION DEFENCE

SHOOTS LEFT

HEIGHT 6'7"

WEIGHT 245 LBS

BIRTHPLACE

YEKATERINBURG, RUSSIA

BORN AUG. 30, 1994

DRAFTED

Vancouver's third round selection,
66th overall in the 2014 NHL
Entry Draft.

 @tryamkin94

CAREER HIGHLIGHTS

2015.16 Completed his first NHL campaign, registering a goal and an assist (1-1-2) in 13 games...Collected his first career NHL goal, Apr. 7 at CGY...Registered a career-high five hits, Apr. 1 at ANA...Notched a career-high three shots and 21:01 TOI, Mar. 27 vs CHI...Recorded a career-high four blocked shots, Mar. 19 vs STL...Appeared in his first NHL game and recorded his first NHL point (assist), Mar. 16 vs COL...Signed to a two-year entry-level contract, Mar. 9...Appeared in 53 games for the Yekaterinburg Automobils of the Kontinental Hockey League establishing career-highs in goals (4), assists (7), points (11) and penalty minutes (71)...Tallied an assist and four penalty minutes in six KHL playoff games.

2014.15 Skated in his third season with Yekaterinburg (KHL), registering six points (1-5-6) and 37 penalty minutes in a career-high 58 games...Appeared in five playoff games, recording 12 penalty minutes.

2013.14 Began his sophomore season in the KHL with Yekaterinburg, registering a career-high seven points (1-6-7) and 38 penalty minutes in 45 games played...Represented Russia at the World Junior Championships, scoring three points (1-2-3) in seven games and helping them capture bronze...Selected by Vancouver in the third round of the 2014 NHL Draft, 66th overall.

2012.13 Began the season in the Russian junior league MHL with Yekaterinburg, scoring 18 points in 28 games (8-10-18)...Made his professional debut for Yekaterinburg (KHL), playing in 32 games and registering four points (3-1-4) along with 12 penalty minutes...Rejoined the MHL team for the playoffs, playing in eight games and notching three points (1-2-3).

2011.12 Played for Auto Yekaterinburg of the MHL, registering 12 points (3-9-12) and 82 penalty minutes in 60 games...Also appeared in nine playoff contests.

2010.11 Appeared in 34 games for Automobolist, registering nine points (6-3-9) and 155 penalty minutes...Selected by the club's KHL team 66th overall in the 2011 KHL Draft.

REGULAR SEASON

PLAYOFFS

2015.16 GAME BY GAME

SEASON	CLUB	LEA	GP	G	A	PTS	PIM	GP	G	A	PTS	PIM
2012.13	Yekaterinburg	KHL	32	3	1	4	12	-	-	-	-	-
2013.14	Yekaterinburg	KHL	45	1	6	7	38	4	0	0	0	2
2014.15	Yekaterinburg	KHL	58	1	5	6	37	5	0	0	0	12
2015.16	Vancouver	NHL	13	1	1	2	10	0	0	0	0	0
	Yekaterinburg	KHL	53	4	7	11	71	6	0	1	1	4
VANCOUVER/NHL TOTALS			13	1	1	2	10	0	0	0	0	0

CAREER HIGHS

Most Goals in a Game	1: APR. 7/16 at CGY
Most Assists in a Game	1: MAR. 16/16 vs COL
Most Points in a Game	1: TWICE—LATEST—APR. 7/16 at CGY; 1-0-1
Hat Tricks	0
Game-Winning Goals	0
Power Play Goals	0
Shorthanded Goals	0
Overtime Points	0-0-0
Shootout Record	0/0: 0 GDG
Penalty Shot Record	0/0

NHL FIRSTS

STREAKS

First Game	Mar. 16/16 vs COL	Goals	N/A
First Goal	Apr. 7/16 at CGY	Assists	N/A
First Assist	Mar. 16/16 vs COL	Points	N/A

HONOURS

MHL All-Star Game: 2013

INTERNATIONAL

World Junior Championships: 2014 (Bronze)

TRYAMKIN vs NHL

TEAM	GP	G	A	PTS	PIM
Anaheim	1	0	0	0	2
Calgary	1	1	0	1	0
Chicago	1	0	0	0	0
Colorado	1	0	1	1	0
Edmonton	3	0	0	0	4
Los Angeles	1	0	0	0	2
Nashville	1	0	0	0	0
St. Louis	2	0	0	0	0
San Jose	1	0	0	0	0
Winnipeg	1	0	0	0	2
Total	13	1	1	2	10

Oct. 7	@ CGY	KHL	
Oct. 10	vs CGY	KHL	
Oct. 12	@ ANA	KHL	
Oct. 13	@ LA	KHL	
Oct. 16	vs STL	KHL	
Oct. 18	vs EDM	KHL	
Oct. 22	vs WSH	KHL	
Oct. 24	vs DET	KHL	
Oct. 27	vs MTL	KHL	
Oct. 29	@ DAL	KHL	
Oct. 30	@ ARI	KHL	
Nov. 2	vs PHI	KHL	
Nov. 4	vs PIT	KHL	
Nov. 7	@ BUF	KHL	
Nov. 8	@ NJ	KHL	
Nov. 10	@ CBJ	KHL	
Nov. 12	@ OTT	KHL	
Nov. 14	@ TOR	KHL	
Nov. 16	@ MTL	KHL	
Nov. 18	@ WPG	KHL	
Nov. 21	vs CHI	KHL	
Nov. 22	vs NJ	KHL	
Nov. 25	@ MIN	KHL	
Nov. 27	@ DAL	KHL	
Nov. 30	@ ANA	KHL	
Dec. 1	@ LA	KHL	
Dec. 3	vs DAL	KHL	
Dec. 5	vs BOS	KHL	
Dec. 7	vs BUF	KHL	
Dec. 9	vs NY	KHL	
Dec. 13	@ CHI	KHL	
Dec. 15	@ MIN	KHL	
Dec. 17	@ PHI	KHL	
Dec. 18	@ DET	KHL	
Dec. 20	@ FLA	KHL	
Dec. 22	@ TB	KHL	
Dec. 26	vs EDM	KHL	
Dec. 28	vs LA	KHL	
Jan. 1	vs ANA	KHL	
Jan. 4	vs ARI	KHL	
Jan. 6	vs CAR	KHL	
Jan. 9	vs TB	KHL	
Jan. 11	vs FLA	KHL	
Jan. 14	@ WSH	KHL	
Jan. 15	@ CAR	KHL	
Jan. 17	@ NYI	KHL	
Jan. 19	@ NY	KHL	
Jan. 21	@ BOS	KHL	
Jan. 23	@ PIT	KHL	
Jan. 26	vs NSH	KHL	
Feb. 4	vs CBJ	KHL	
Feb. 6	vs CGY	KHL	
Feb. 9	@ COL	KHL	
Feb. 10	@ ARI	KHL	
Feb. 13	vs TOR	KHL	
Feb. 15	vs MIN	KHL	
Feb. 18	vs ANA	KHL	
Feb. 19	@ CGY	KHL	
Feb. 21	vs COL	KHL	
Feb. 25	vs OTT	KHL	
Feb. 28	vs SJ	KHL	
Mar. 1	vs NYI	KHL	
Mar. 3	vs SJ	KHL	
Mar. 5	@ SJ	KHL	
Mar. 7	@ LA	KHL	
Mar. 9	vs ARI	DND	
Mar. 12	vs NSH	DND	
Mar. 14	vs WPG	DND	
Mar. 16	vs COL	0-1	11:33
Mar. 18	@ EDM	0-0	17:07
Mar. 19	vs STL	0-0	20:07
Mar. 22	@ WPG	0-0	20:59
Mar. 24	@ NSH	0-0	19:44
Mar. 25	@ STL	0-0	18:15
Mar. 27	vs CHI	0-0	3/1 21:01
Mar. 29	vs SJ	0-0	DNP
Mar. 31	@ SJ	0-0	0/1 13:58
Apr. 1	@ ANA	0-0	14:30
Apr. 4	vs LA	0-0	17:40
Apr. 6	@ EDM	0-0	16:39
Apr. 7	@ CGY	1-0	16:37
Apr. 9	vs EDM	0-0	19:55



18 JAKE VIRTANEN

(JAYK Vuhr-TA-neh)

POSITION RIGHT WING

SHOOTS RIGHT

HEIGHT 6'1"

WEIGHT 226 LBS

BIRTHPLACE

NEW WESTMINSTER, BC

BORN AUG. 17, 1996

DRAFTED

Vancouver's first round selection,
6th overall in the 2014 NHL Entry Draft.

 @Jake_Virtanen

CAREER HIGHLIGHTS

2015.16 Completed his first NHL campaign, registering 13 points (7-6-13)...Finished the season ranked second on the team and ninth among NHL rookies in hits (128)...Skated to a career-high 16:55 TOI, Mar. 9 vs ARI...Registered a career-high four shots, Mar. 1 vs NYL...Recorded his first multipoint game (1-1-2) and first career power play and game-winning goal, Feb. 25 vs OTT...Notched his first NHL goal, Nov. 2 vs PHL...Recorded his first NHL point (assist) and a career-high seven hits, Oct. 27 vs MTL...Appeared in his first NHL game, Oct. 13 at LA...Appeared in two games for Utica on a conditioning stint, Dec. 11-13...Represented Team Canada at the 2016 IIHF World Junior Championship, registering an assist and 10 penalty minutes in five games.

2014.15 Registered 52 points in 50 games (21-31-52) in his fourth season with the Hitmen...Finished fifth on the team in scoring...Advanced to the third round of the playoffs with the Hitmen, scoring 13 points in 14 games (5-8-14)...Played his first professional games during the AHL playoffs as a part of the Utica Comets, helping them advance to the Calder Cup Final while scoring one assist...Helped Team Canada capture gold at the World Junior Championships.

2013.14 Ranked third on the team in scoring with 71 points (45-26-71) in 71 games in his third season with the Hitmen...Notched four points (1-3-4) in six playoff games...Helped Canada capture gold at the Ivan Hlinka Memorial Tournament and bronze at the World U18 Championships, where he notched six points (3-3-6) in six games...Was drafted sixth overall by Vancouver in the 2014 NHL Draft.

2012.13 Registered 34 points in 62 games (16-18-34) in his second season (and first full season) with the Calgary Hitmen...Registered six points (2-4-6) in 15 playoff games...Represented Canada Pacific at the World U17 Challenge, scoring seven points (5-2-7) in five games.

2011.12 Made his WHL debut with the Calgary Hitman, registering four points (3-1-4) in nine regular season games...Also appeared in four playoff games.

REGULAR SEASON

PLAYOFFS

2015.16 GAME BY GAME

SEASON	CLUB	LEA	GP	G	A	PTS	PIM	GP	G	A	PTS	PIM
2011.12	Calgary	WHL	9	3	1	4	4	5	0	0	0	4
2012.13	Calgary	WHL	62	16	18	34	67	15	2	4	6	27
2013.14	Calgary	WHL	71	45	26	71	100	6	1	3	4	4
2014.15	Utica	AHL	–	–	–	–	–	10	0	1	1	6
	Calgary	WHL	50	21	31	52	82	14	5	8	13	28
2015.16	Vancouver	NHL	55	7	6	13	45	–	–	–	–	–
	Utica	AHL	2	0	0	0	0	–	–	–	–	–
VANCOUVER/NHL TOTALS			55	7	6	13	45	–	–	–	–	–

CAREER HIGHS

Most Goals in a Game

1: SEVEN TIMES—LATEST MAR. 14/16 vs WPG

Most Assists in a Game

1: SIX TIMES—LATEST MAR. 9/16 vs ARI

Most Points in a Game

2: TWICE—LATEST MAR. 3/16 vs SJ; 1-1-2

Hat Tricks

0

Game-Winning Goals

1: FEB. 25/16 vs OTT

Power Play Goals

1: FEB. 25/16 vs OTT

Shorthanded Goals

0

Overtime Points

0-1-1

Shootout Record

1/1: 0 GDG

Penalty Shot Record

0/0

NHL FIRSTS

First Game Oct. 13/15 at LA

First Goal Nov. 2/15 vs PHI

First Assist Oct. 27/15 vs MTL

STREAKS

Goals N/A

Assists N/A

Points N/A

INTERNATIONAL

World Junior Championships: 2016, 2015 (Gold)

World U18 Championships: 2014 (Bronze)

Ivan Hlinka Memorial Tournament: 2014 (Gold)

World U17 Challenge: 2013 (Silver)

VIRTANEN vs NHL

TEAM	GP	G	A	PTS	PIM	TEAM	GP	G	A	PTS	PIM
Anaheim	2	0	0	0	2	Montreal	2	0	1	1	2
Arizona	3	1	2	3	0	Nashville	3	0	0	0	7
Boston	1	0	0	0	0	New Jersey	1	0	1	1	5
Buffalo	1	0	0	0	4	NY Islanders	1	0	0	0	0
Calgary	3	1	0	1	0	Ottawa	2	1	1	2	2
Carolina	1	0	0	0	4	Philadelphia	1	1	0	1	2
Chicago	2	0	0	0	0	Pittsburgh	2	0	0	0	0
Colorado	3	0	0	0	0	St. Louis	3	0	0	0	0
Dallas	1	0	0	0	0	San Jose	4	1	1	2	15
Detroit	1	0	0	0	0	Tampa Bay	1	0	0	0	0
Edmonton	4	0	0	0	0	Toronto	2	0	0	0	2
Florida	1	1	0	1	0	Washington	2	0	0	0	0
Los Angeles	3	0	0	0	0	Winnipeg	3	1	0	1	0
Minnesota	2	0	0	0	0	Total	55	7	6	13	45

Oct. 7	@ CGY	DNP	
Oct. 10	vs CGY	DNP	
Oct. 12	@ ANA	DNP	
Oct. 13	@ LA	0-0	1/0 9:18
Oct. 16	vs STL	0-0	3/0 8:32
Oct. 18	vs EDM	0-0	0/0 9:10
Oct. 22	vs WSH	0-0	3/1 7:45
Oct. 24	vs DET	0-0	2/0 5:38
Oct. 27	vs MTL	0-1	1/1 15:10
Oct. 29	@ DAL	0-0	2/- 13:50
Oct. 30	@ ARI	0-1	0/0 10:30
Nov. 2	@ WPG	0-0	3/1 10:50
Nov. 4	vs PIT	0-0	0/- 6:49
Nov. 7	@ BUF	0-0	3/0 11:21
Nov. 8	@ NJ	0-1	1/2 8:57
Nov. 10	@ CBJ	DNP	
Nov. 12	@ OTT	0-0	0/0 12:37
Nov. 14	@ TOR	0-0	3/- 9:08
Nov. 16	@ MTL	0-0	0/- 9:48
Nov. 18	@ WPG	0-0	1/- 12:39
Nov. 21	vs CHI	0-0	1/0 11:52
Nov. 22	vs NJ	DNP	
Nov. 25	@ MIN	0-0	0/0 11:05
Nov. 27	@ DAL	DNP	
Nov. 30	@ ANA	0-0	0/- 1:45
Dec. 1	@ LA	INJ	
Dec. 3	vs DAL	INJ	
Dec. 5	vs BOS	INJ	
Dec. 7	vs BUF	INJ	
Dec. 9	vs NY	MIN	
Dec. 13	@ CHI	MIN	
Dec. 15	@ MIN	MIN	
Dec. 17	@ PHI	MIN	
Dec. 18	@ DET	MIN	
Dec. 20	@ FLA	MIN	
Dec. 22	@ TB	MIN	
Dec. 26	vs EDM	MIN	
Dec. 28	vs LA	MIN	
Jan. 1	vs ANA	MIN	
Jan. 4	vs ARI	MIN	
Jan. 6	vs CAR	DNP	
Jan. 9	vs TB	0-0	1/0 10:04
Jan. 11	vs FLA	1-0	3/1 10:29
Jan. 14	@ WSH	0-0	2/- 11:35
Jan. 15	@ CAR	0-0	3/1 14:29
Jan. 17	@ NYI	DNP	
Jan. 19	@ NY	DNP	
Jan. 21	@ BOS	0-0	1/0 13:08
Jan. 23	@ PIT	0-0	3/0 9:36
Jan. 26	vs NSH	0-0	1/0 8:33
Feb. 4	vs CBJ	DNP	
Feb. 6	vs CGY	0-0	1/- 10:34
Feb. 9	@ COL	0-0	3/2 10:04
Feb. 10	@ ARI	1-0	2/1 9:08
Feb. 13	vs TOR	0-0	0/1 13:46
Feb. 15	vs MIN	0-0	1/- 11:54
Feb. 18	vs ANA	0-0	2/- 11:42
Feb. 19	@ CGY	1-0	1/1 12:32
Feb. 21	vs COL	0-0	2/0 14:19
Feb. 25	vs OTT	1-1	2/0 13:06
Feb. 28	vs SJ	1-1	1/0 13:00
Mar. 1	vs NYI	0-0	4/- 15:08
Mar. 3	vs SJ	1-1	2/2 11:17
Mar. 5	@ SJ	0-0	2/- 16:08
Mar. 7	@ LA	0-0	2/- 15:13
Mar. 9	vs ARI	0-1	1/2 16:55
Mar. 12	vs NSH	0-0	3/- 9:58
Mar. 14	vs WPG	1-0	1/0 16:18
Mar. 16	vs COL	0-0	2/0 10:57
Mar. 18	@ EDM	0-0	4/- 14:15
Mar. 19	vs STL	0-0	1/0 13:59
Mar. 22	@ WPG	0-0	2/- 14:02
Mar. 24	@ NSH	0-0	3/0 11:32
Mar. 25	@ STL	0-0	2/0 12:55
Mar. 27	vs CHI	0-0	3/- 11:19
Mar. 29	vs SJ	0-0	1/0 5:39
Mar. 31	@ SJ	SUS	
Apr. 1	@ ANA	SUS	
Apr. 4	vs LA	0-0	1/0 13:40
Apr. 6	@ EDM	0-0	2/- 13:07
Apr. 7	@ CGY	0-0	3/- 16:28
Apr. 9	vs EDM	0-0	1/0 12:28

COMPANY DIRECTORY

Home Ice Utica Memorial Auditorium
 Address 400 Oriskany Street W
 Utica, NY 13502
 Telephone 315.790.9070
 Fax 315.507.3136
 Website www.UticaComets.com
 Media Relations Telephone 315.790.9070/315.794.8144
 Media Relations Fax 315.507.3136
 Ticket Info & Customer Care 315.790.9070

FRONT OFFICE

Governor Francesco Aquilini
 Alternate Governors Jim Benning, Victor de Bonis,
 Chris Gear
 President/CEO/Chairman Robert Esche
 Co-Chairman Frank B. DuRoss
 CFO Michael Potzreba
 Director of Hockey Operations Pat Conacher
 Head Coach Travis Green
 Assistant Coach Jason King
 Assistant Coach Nolan Baumgartner
 Strength and Conditioning Coach Ken Hetzel
 Athletic Trainer Toby Blosser
 Equipment Manager Damion Parmelee
 Assistant Equipment Manager Greg Lowden
 Vice President Adam Banko
 Executive Vice President of Corporate Partnerships
 Lisa A. della Santina-Wilsey
 Vice President of Communications Mark Caswell, Jr.
 Executive Administrator Luann Horton-Murad
 Director of Game Operations Kristin Cullina
 Director of Brand Management Kelly Esche
 Creative Director Eric Kowiatek
 Broadcast/Communications Manager Andy Zilch
 Controller Aaron Maggolino
 Multimedia Production Manager Andrew Chow
 Ticket Operations Manager David Sietsma
 Corporate Fulfillment Coordinator Caroline Arancio
 Senior Ticket Account Executive Evan Annese
 Account Executive Joe Leone

2016.17 SEASON SCHEDULE

Oct. 15	@ Toronto	1:00 PM
Oct. 16	@ Toronto	5:00 PM
Oct. 21	@ Syracuse	7:00 PM
Oct. 22	@ Albany	5:00 PM
Oct. 26	Binghamton	7:00 PM
Oct. 28	Providence	7:00 PM
Oct. 29	@ Hartford	7:00 PM
Nov. 1	@ St. John's	7:30 PM
Nov. 2	@ St. John's	7:30 PM
Nov. 5	@ Syracuse	7:00 PM
Nov. 11	Lehigh Valley	7:00 PM
Nov. 12	Hartford	7:30 PM
Nov. 16	Hershey	7:00 PM
Nov. 18	Springfield	7:00 PM
Nov. 19	Rochester	7:00 PM
Nov. 23	Syracuse	7:00 PM
Nov. 25	@ Rochester	7:05 PM
Nov. 26	@ Toronto	1:30 PM
Nov. 30	Rochester	7:00 PM
Dec. 2	@ Albany	7:00 PM
Dec. 3	Albany	7:00 PM
Dec. 7	Toronto	7:00 PM
Dec. 9	@ Binghamton	7:05 PM
Dec. 10	@ Syracuse	7:00 PM
Dec. 14	Albany	7:00 PM
Dec. 16	St. John's	7:00 PM
Dec. 17	@ Binghamton	7:05 PM
Dec. 21	Providence	7:00 PM
Dec. 28	St. John's	7:00 PM
Dec. 30	St. John's	7:00 PM
Dec. 31	Rochester	5:00 PM
Jan. 6	Albany	7:00 PM
Jan. 7	@ Hershey	7:00 PM
Jan. 8	@ Lehigh Valley	5:05 PM
Jan. 11	Syracuse	7:00 PM
Jan. 13	@ Providence	7:05 PM
Jan. 14	@ Bridgeport	7:00 PM
Jan. 17	@ St. John's	7:30 PM
Jan. 18	@ St. John's	7:30 PM

Jan. 21	@ Syracuse	7:00 PM
Jan. 25	Springfield	7:00 PM
Jan. 27	Wilkes-Barre	7:00 PM
Jan. 28	Syracuse	7:00 PM
Feb. 3	@ Hartford	7:15 PM
Feb. 7	@ Toronto	7:00 PM
Feb. 10	Toronto	7:00 PM
Feb. 11	@ Springfield	7:05 PM
Feb. 12	Syracuse	5:00 PM
Feb. 15	Toronto	7:00 PM
Feb. 17	@ Springfield	7:05 PM
Feb. 19	Lehigh Valley	3:00 PM
Feb. 20	@ Albany	1:00 PM
Feb. 22	@ Rochester	7:05 PM
Feb. 24	Wilkes-Barre	7:00 PM
Feb. 25	@ Binghamton	7:05 PM
Mar. 3	Binghamton	7:00 PM
Mar. 4	Albany	7:00 PM
Mar. 5	Bridgeport	3:00 PM
Mar. 10	Bridgeport	7:00 PM
Mar. 11	@ Lehigh Valley	7:05 PM
Mar. 12	Binghamton	3:00 PM
Mar. 17	Syracuse	7:00 PM
Mar. 18	@ Bridgeport	7:30 PM
Mar. 19	@ Providence	3:05 PM
Mar. 24	@ Albany	7:00 PM
Mar. 25	@ Syracuse	7:00 PM
Mar. 26	@ Wilkes-Barre	3:05 PM
Mar. 31	@ Rochester	7:05 PM
Apr. 1	Rochester	7:00 PM
Apr. 2	@ Wilkes-Barre	3:05 PM
Apr. 7	Toronto	7:00 PM
Apr. 8	@ Rochester	7:05 PM
Apr. 9	St. John's	3:00 PM
Apr. 12	Syracuse	7:00 PM
Apr. 14	Hartford	7:00 PM
Apr. 15	@ Syracuse	7:00 PM

Please note all times are Eastern Standard Time

TRAVIS GREEN

HEAD COACH

Born: December 20, 1970

Birthplace: Castlegar, BC

Residence: Utica, NY

Family: Wife, Sheree; Sons, Blake and Brody; Daughter, Jordyn

Travis Green was named the first Head Coach in Utica Comets history on July 11, 2013 and enters his fourth season in this capacity. In his second season behind an AHL bench in 2014-15, Green led the team to a 47-20-7-2 record en route to its first North Division championship in franchise history. The Comets finished the regular season with the second highest win (47) and point (103) totals in the AHL. Green went on to lead Utica all the way to the 2015 Calder Cup Final, where they fell four games to one to the Manchester Monarchs.

Prior to joining the Comets, Green spent his entire coaching career in the Western Hockey League (WHL). The 44-year old took over as Head Coach of the Portland Winterhawks, during the 2012-13 season, following the suspension of Head Coach and General Manager, Mike Johnston. Under Green's tutelage the Winterhawks compiled a 37-8-0-2 record, on the way to the WHL Championship Title. The Green-led Winterhawks went on to lose to the Halifax Mooseheads in the Memorial Cup Finals.

Prior to coaching, Green played 14 years in the National Hockey League, as a member of the New York Islanders, Mighty Ducks of Anaheim, Phoenix Coyotes, Toronto Maple Leafs, and Boston Bruins. During his time in the NHL he compiled 193 goals, and 455 total points. His team made the playoffs in seven of the 14 seasons. In the 1989 NHL Entry Draft, the Islanders selected Green in the second round (23rd overall).

Green's best season came during the 1995-96 season with the New York Islanders. That season he notched career-highs in goals scored (25), assists (45), total points (70), and power play goals (14).



TRAVIS GREEN

NOLAN BAUMGARTNER

ASSISTANT COACH

Born: March 23, 1976

Birthplace: Calgary, AB

Residence: Utica, NY

Family: Wife, Liz; Son, Jake

Baumgartner, 40, enters his fourth season as a Comets Assistant Coach and fifth season as the Canucks primary affiliate's Assistant Coach. Prior to being named Assistant Coach with the Chicago Wolves to start the 2012-13 season, Baumgartner completed a 17-year professional playing career where he served in a leadership role as captain of both the Chicago Wolves and Manitoba Moose.

In 143 career regular season NHL games, Baumgartner recorded 47 points (7-40-47) and 69 penalty minutes with Washington, Chicago, Vancouver, Pittsburgh, Philadelphia and Dallas. The Calgary, AB, native played 878 regular season AHL games, earning 390 points (83-307-390) and 815 penalty minutes. He also accumulated 29 points (4-25-29) and 85 penalty minutes in 86 career Calder Cup playoff outings, including an appearance in the 2009 Calder Cup Final as a member of the Manitoba Moose.

Baumgartner also represented Canada at the World Junior Championships in 1995 and 1996, winning gold at both tournaments and serving as captain in 1996.

Selected 10th overall by the Washington Capitals in the 1994 NHL Entry Draft, Baumgartner was a member of the Memorial Cup championship Kamloops Blazers in 1994 and 1995.



NOLAN BAUMGARTNER



JASON KING ASSISTANT COACH

Born: September 14, 1981

Birthplace: Corner Brook, Newfoundland

Residence: Utica, NY

Family: Wife, Jenn; Sons, Kaden and Kaiser

Jason King enters his first year with the Comets after spending the last three seasons with the St. John's IceCaps. His post-playing career included two seasons as an assistant coach and last season as the Director of Hockey Operations.

King was drafted in the 7th round (212th overall) in the 2001 NHL Entry Draft by the Vancouver Canucks. The Corner Brook, Newfoundland native made his NHL debut in the 2002-03 season. A year later, King made a splash with the Canucks when he was featured on a line with perennial all-stars Henrik and Daniel Sedin, and earned Rookie of the Month honors for November while scoring 12 goals in 47 games that season.

King finished his 11-year pro career a veteran of 59 NHL games, 335 AHL games and 140 DEL games (Germany). The forward spent two seasons with St. John's from 2011-2013, leading the club in goal scoring in 2011-12 and earning Community Man of the Year honors for his efforts in the community. In 2013-14, his first season behind the bench, King helped coach the IceCaps to their first-ever Calder Cup Finals after a fourth place finish in the AHL's Eastern Conference and a franchise record 99 points.



16
TREVOR
LINDEN

1988-1998
2001-2008

12
STAY
SM

18

IN THE SYSTEM

POWERPLAY

BAUER
FRANKEN
HOCKEY

BAUER

BAUER

RODRIGO ABOLS

CENTRE SHOOTS LEFT 6'5" 191 LBS RIGA, LATVIA JAN. 5, 1996



REGULAR SEASON

PLAYOFFS

SEASON	TEAM	LEA	GP	G	A	PTS	PIM	GP	G	A	PTS	PIM
2014.15	Riga	KHL	14	1	4	5	4	-	-	-	-	-
2015.16	Portland	WHL	62	20	29	49	42	4	0	1	1	4

ACQUIRED

Vancouver's seventh round selection, 184th overall in the 2016 NHL Entry Draft.

RICHARD BACHMAN

GOALTENDER CATCHES LEFT 5'10" 177 LBS SALT LAKE CITY, UT JUL. 25, 1987



REGULAR SEASON

SEASON	TEAM	LEA	GPI	MIN	GA	EN	SO	GAA	W	L	T	SVS	PCT
2006.07	Cedar Rapids	USHL	26	1,564	78	0	4	2.99	14	10	2	819	.913
	Chicago	USHL	7	359	29	0	0	4.85	2	5	0	230	.888
2007.08	Colorado	NCAA	35	2,103	65	0	4	1.85	25	9	1	883	.931
2008.09	Colorado	NCAA	35	2,073	91	0	3	2.63	14	11	10	962	.914
2009.10	Idaho	ECHL	35	2,028	77	3	4	2.28	22	7	4	775	.910
	Texas	AHL	8	446	16	1	1	2.15	4	4	0	219	.932
2010.11	Dallas	NHL	1	10	0	0	0	0.00	0	0	0	4	1.000
	Texas	AHL	55	3,191	117	2	6	2.20	28	19	5	1,478	.927
2011.12	Dallas	NHL	18	933	43	0	1	2.77	8	5	1	434	.909
	Texas	AHL	15	844	44	2	2	3.13	7	6	1	347	.887
2012.13	Dallas	NHL	13	609	33	0	0	3.25	6	5	0	255	.885
	Texas	AHL	6	363	14	0	0	2.31	5	1	0	161	.920
2013.14	Edmonton	NHL	3	139	7	0	0	3.02	0	2	1	76	.916
	Oklahoma	AHL	52	3,074	153	3	2	2.99	26	19	6	1514	.908
2014.15	Edmonton	NHL	6	317	15	0	1	2.84	3	2	0	153	.911
	Oklahoma	AHL	23	1,338	53	1	3	2.38	14	5	3	593	.918
2015.16	Vancouver	NHL	1	60	3	0	0	3.01	1	0	0	28	.903
	Utica	AHL	35	2,010	92	3	1	2.75	17	12	5	829	.900
NHL TOTALS			43	2,068	101	1	2	2.93	18	14	2	950	.904

ACQUIRED

Signed as a free agent, July 1, 2015.

CHAD BILLINS

DEFENCE SHOOTS LEFT 5'10" 180 LBS MARYSVILLE, MI MAY 26, 1989

SEASON	TEAM	LEA	REGULAR SEASON					PLAYOFFS				
			GP	G	A	PTS	PIM	GP	G	A	PTS	PIM
2005.06	Alpena	NAHL	1	0	0	0	0	-	-	-	-	-
2006.07	Alpena	NAHL	61	7	18	25	98	-	-	-	-	-
2007.08	Waterloo	USHL	60	10	26	36	81	11	5	4	9	0
2008.09	Ferris	NCAA	27	2	9	11	38	-	-	-	-	-
2009.10	Ferris	NCAA	40	3	8	11	26	-	-	-	-	-
2010.11	Ferris	NCAA	39	5	11	16	20	-	-	-	-	-
2011.12	Ferris	NCAA	43	7	22	29	24	-	-	-	-	-
2012.13	Grand Rapids	AHL	76	10	27	37	40	24	2	12	14	12
2013.14	Calgary	NHL	10	0	3	3	0	-	-	-	-	-
	Abbotsford	AHL	65	10	32	42	40	4	0	2	2	2
2014.15	CSKA Moscow	KHL	21	2	4	6	8	-	-	-	-	-
	Lulea	SweHL	23	1	5	6	4	7	1	1	2	2
2015.16	Linkopings	SweHL	50	7	24	31	14	6	2	2	4	4
NHL TOTALS			10	0	3	3	0	-	-	-	-	-



ACQUIRED

Signed as a free agent, July 1, 2016.

BROCK BOESER

RIGHT WING SHOOTS RIGHT 6'1" 191 LBS BURNSVILLE, MN FEB. 25, 1997

SEASON	TEAM	LEA	REGULAR SEASON					PLAYOFFS				
			GP	G	A	PTS	PIM	GP	G	A	PTS	PIM
2013.14	Sioux City	USHL	8	3	1	4	2	8	1	0	1	0
2014.15	Waterloo	USHL	57	35	33	68	30	-	-	-	-	-
2015.16	North Dakota	NCAA	42	27	33	60	26	-	-	-	-	-



ACQUIRED

Vancouver's first round selection, 23rd overall in the 2015 NHL Entry Draft.

GUILLAUME BRISEBOIS

DEFENCE SHOOTS LEFT 6'2" 186 LBS ST. HILAIRE, QC JUL. 21, 1997

SEASON	TEAM	LEA	REGULAR SEASON					PLAYOFFS				
			GP	G	A	PTS	PIM	GP	G	A	PTS	PIM
2013.14	Acadie-Bathurst	QMJHL	60	3	16	19	26	4	1	2	3	2
2014.15	Acadie-Bathurst	QMJHL	63	4	24	28	34	-	-	-	-	-
2015.16	Acadie-Bathurst	QMJHL	52	10	16	26	28	5	0	2	2	2



ACQUIRED

Vancouver's third round selection, 66th overall in the 2015 NHL Entry Draft.

COLE CANDELLA

DEFENCE SHOOTS LEFT 6'11" 191 LBS MISSISSAUGA, ON FEB. 13, 1998



REGULAR SEASON PLAYOFFS

SEASON	TEAM	LEA	GP	G	A	PTS	PIM	GP	G	A	PTS	PIM
2013.14	Milton	OJHL	3	0	0	0	0	1	0	0	0	0
2014.15	Belleville	OHL	60	0	6	6	12	1	0	0	0	0
2015.16	Hamilton	OHL	37	4	16	20	12	-	-	-	-	-

ACQUIRED

Vancouver's fifth round selection, 140th overall in the 2016 NHL Entry Draft.

MICHAEL CARCONE

RIGHT WING SHOOTS LEFT 5'10" 171 LBS AJAX, ON MAY 19, 1996



REGULAR SEASON PLAYOFFS

SEASON	TEAM	LEA	GP	G	A	PTS	PIM	GP	G	A	PTS	PIM
2013.14	Stouffville	OJHL	49	12	25	37	44	-	-	-	-	-
2014.15	Drummondville	QMJHL	50	12	29	41	32	-	-	-	-	-
2015.16	Drummondville	QMJHL	66	47	42	89	80	3	0	0	0	12

ACQUIRED

Signed as a free agent, July 15, 2016.

COLE CASSELS

CENTRE SHOOTS RIGHT 6'0" 182 LBS COLUMBUS, OH MAY 4, 1995



REGULAR SEASON PLAYOFFS

SEASON	TEAM	LEA	GP	G	A	PTS	PIM	GP	G	A	PTS	PIM
2011.12	Oshawa	OHL	64	3	8	11	31	6	1	0	1	6
2012.13	Oshawa	OHL	64	15	28	43	61	9	1	0	1	14
2013.14	Oshawa	OHL	61	24	49	73	90	12	6	11	17	16
2014.15	Oshawa	OHL	54	30	51	81	100	21	10	21	31	14
2015.16	Utica	AHL	67	2	5	7	24	4	1	0	1	0

ACQUIRED

Vancouver's third round selection, 85th overall in the 2013 NHL Entry Draft.

ANTON CEDERHOLM

DEFENCE SHOOTS LEFT 6'2" 210 LBS HELSINGBORG, SWEDEN FEB. 21, 1995

SEASON	TEAM	LEA	REGULAR SEASON					PLAYOFFS				
			GP	G	A	PTS	PIM	GP	G	A	PTS	PIM
2009.10	Jonstorp U18	Swe-U18	12	1	3	4	14	-	-	-	-	-
	Jonstorp Jr.	Swe-Jr.	3	0	0	0	4	-	-	-	-	-
2010.11	Rogle U18	Swe-U18	31	4	8	12	18	4	0	1	1	2
	Rogle Jr.	Swe-Jr.	2	0	0	0	0	-	-	-	-	-
2011.12	Rogle U18	Swe-U18	8	1	3	4	45	-	-	-	-	-
	Rogle Jr.	Swe-Jr.	41	3	5	8	71	-	-	-	-	-
2012.13	Rogle U18	Swe-U18	8	0	1	1	10	3	0	1	1	6
	Rogle Jr.	Swe-Jr.	36	5	8	13	64	2	0	0	0	0
	Rogle	SWE	12	0	0	0	6	-	-	-	-	-
2013.14	Portland	WHL	71	4	12	16	95	21	2	3	5	16
2014.15	Portland	WHL	68	9	10	19	84	17	1	1	2	6
2015.16	Kalamazoo	ECHL	69	3	14	17	65	4	0	0	0	0



ACQUIRED

Vancouver's fifth round selection, 145th overall in the 2013 NHL Entry Draft.

THATCHER DEMKO

GOALTENDER CATCHES LEFT 6'4" 200 LBS SAN DIEGO, CA DEC. 8, 1995

Season	Team	LEA	REGULAR SEASON										
			GPI	Min	GA	EN	SO	GAA	W	L	T	Svs	Pct
2011.12	Omaha	USHL	15	754	36	0	1	2.87	9	3	0	322	.899
2012.13	U.S. National	USHL	19	1059	39	0	1	2.21	15	3	0	360	.902
2013.14	Boston	NCAA	24	1446	54	0	2	2.24	16	5	3	611	.919
2014.15	Boston	NCAA	35	2107	77	0	1	2.19	19	13	3	950	.925
2015.16	Boston	NCAA	39	2362	74	0	10	1.88	27	8	4	1067	0.935



ACQUIRED

Vancouver's second round selection, 36th overall in the 2014 NHL Entry Draft.

MICHAEL GARTEIG

GOALTENDER CATCHES RIGHT 6'1" 183 LBS PRINCE GEORGE, BC NOV. 5, 1991

SEASON	TEAM	LEA	REGULAR SEASON										
			GPI	MIN	GA	EN	SO	GAA	W	L	T	SVS	PCT
2008.09	Powell River	BCHL	1	13	2	0	0	9.22	0	0	0	3	.600
2009.10	Powell River	BCHL	26	1564	76	0	1	2.92	15	11	0	633	.893
2010.11	Powell River	BCHL	48	2805	79	0	7	1.69	36	8	3	1120	.934
2011.12	Penticton	BCHL	45	2578	83	0	5	1.93	41	4	0	1057	.927
2012.13	Quinnipiac	NCAA	5	118	4	0	0	2.03	0	1	0	34	.895
2013.14	Quinnipiac	NCAA	40	2409	78	0	6	1.94	24	10	6	790	.910
2014.15	Quinnipiac	NCAA	36	2153	73	0	5	2.03	22	10	3	808	.917
2015.16	Quinnipiac	NCAA	43	2581	82	0	8	1.91	32	4	7	999	.924



ACQUIRED

Signed as a free agent, April 29, 2016.

CANUCKS

PLAYERS

IN THE SYSTEM

2015.16 REVIEW

OPPONENTS

HISTORY

ALL TIME RECORDS


PLAYOFFS

NHL

MEDIA SERVICES

ADAM GAUDETTE

CENTRE SHOOTS RIGHT 6'1" 170 LBS BRAINTREE, MA OCT. 3, 1996



REGULAR SEASON PLAYOFFS


SEASON	TEAM	LEA	GP	G	A	PTS	PIM	GP	G	A	PTS	PIM
2014.15	Cedar Rapids	USHL	50	13	17	30	55	3	0	0	0	4
2015.16	Northeastern	NCAA	41	12	18	30	20	-	-	-	-	-

ACQUIRED

Vancouver's fifth round selection, 149th overall in the 2015 NHL Entry Draft.

ALEXANDRE GRENIER

RIGHT WING SHOOTS RIGHT 6'5" 213 LBS LAVAL, QC SEPT. 5, 1991



REGULAR SEASON PLAYOFFS

SEASON	TEAM	LEA	GP	G	A	PTS	PIM	GP	G	A	PTS	PIM
2009.10	St. Jerome	QJHL	51	26	28	54	63	-	-	-	-	-
2010.11	Quebec	QMJHL	31	9	15	24	6	15	8	8	16	4
2011.12	Halifax	QMJHL	64	25	39	64	42	17	4	12	16	19
2012.13	Chicago	AHL	4	0	0	0	2	-	-	-	-	-
	Salzburg	AUS	25	5	8	13	21	-	-	-	-	-
	Kalamazoo	ECHL	37	10	21	31	51	-	-	-	-	-
2013.14	Utica	AHL	68	17	22	39	56	-	-	-	-	-
2014.15	Utica	AHL	67	17	26	43	71	23	6	9	15	25
2015.16	Vancouver	NHL	6	0	0	0	2	-	-	-	-	-
	Utica	AHL	69	16	32	48	43	4	2	1	3	2

VANCOUVER/NHL TOTALS

6 0 0 0 2 - - - - -

ACQUIRED

Vancouver's third round selection, 90th overall in the 2011 NHL Entry Draft.

LUKAS JASEK

RIGHT WING SHOOTS RIGHT 6'0" 165 LBS TRINEC, CZE AUG. 28, 1997



REGULAR SEASON PLAYOFFS

SEASON	TEAM	LEA	GP	G	A	PTS	PIM	GP	G	A	PTS	PIM
2014.15	Trinec Ocelari	Czech	27	0	2	2	4	1	0	0	0	0
2015.16	Trinec Ocelari	Czech	25	2	1	3	18	1	0	0	0	0

ACQUIRED

Vancouver's sixth round selection, 174th overall in the 2015 NHL Entry Draft.

OLLI JUOLEVI

DEFENCE SHOOTS LEFT 6'3" 179 LBS HELSINKI, FINLAND MAY 5, 1998

SEASON	TEAM	LEA	REGULAR SEASON					PLAYOFFS				
			GP	G	A	PTS	PIM	GP	G	A	PTS	PIM
2015.16	London	OHL	57	9	33	42	16	18	3	11	14	4

ACQUIRED

Vancouver's first round selection, 5th overall in the 2016 NHL Entry Draft.



JOSEPH LABATE

LEFT WING SHOOTS LEFT 6'5" 208 LBS EAGAN, MN APR. 16, 1993

SEASON	TEAM	LEA	REGULAR SEASON					PLAYOFFS				
			GP	G	A	PTS	PIM	GP	G	A	PTS	PIM
2011.12	Wisconsin	NCAA	37	5	15	20	24	-	-	-	-	-
2012.13	Wisconsin	NCAA	41	9	14	23	51	-	-	-	-	-
2013.14	Wisconsin	NCAA	37	11	11	22	22	-	-	-	-	-
2014.15	Wisconsin	NCAA	35	6	12	18	46	-	-	-	-	-
	Utica	AHL	2	0	0	0	2	-	-	-	-	-
2015.16	Utica	AHL	66	10	10	20	79	4	0	1	1	6

ACQUIRED

Vancouver's fourth round selection, 101st overall in the 2011 NHL Entry Draft.



YAN-PAVEL LAPLANTE

LEFT WING SHOOTS LEFT 6'0" 185 LBS STE. MARTINE, QC APR. 23, 1995

SEASON	TEAM	LEA	REGULAR SEASON					PLAYOFFS				
			GP	G	A	PTS	PIM	GP	G	A	PTS	PIM
2011.12	PEI	QMJHL	57	6	15	21	33	-	-	-	-	-
2012.13	PEI	QMJHL	18	5	8	13	12	6	3	2	5	4
2013.14	Charlottetown	QMJHL	32	10	8	18	32	-	-	-	-	-
	Victoriaville	QMJHL	31	13	11	24	4	5	3	3	6	0
	Portland	AHL	6	0	0	0	2	-	-	-	-	-
2014.15	Victoriaville	QMJHL	20	13	12	25	35	-	-	-	-	-
	Gatineau	QMJHL	30	9	8	17	33	11	1	0	1	12
2015.16	Gatineau	QMJHL	63	34	31	65	88	10	3	5	8	8

ACQUIRED

Signed as a free agent, May 16, 2016.



CANUCKS

PLAYERS

IN THE SYSTEM

2015.16 REVIEW

OPPONENTS

HISTORY

ALL TIME RECORDS

PLAYOFFS

NHL

MEDIA SERVICES

WILLIAM LOCKWOOD

RIGHT WING SHOOTS RIGHT 5'11" 172 LBS BLOOMFIELD HILLS, MI JUN. 20, 1998



SEASON	TEAM	LEA	REGULAR SEASON					PLAYOFFS				
			GP	G	A	PTS	PIM	GP	G	A	PTS	PIM
2014.15	US National	USHL	34	7	4	11	10	-	-	-	-	-
2014.15	US National	USHL	1	1	1	2	0	-	-	-	-	-
2015.16	US National	USHL	20	3	3	6	27	-	-	-	-	-

ACQUIRED

Vancouver's third round selection, 64th overall in the 2016 NHL Entry Draft.

EVAN MCENENY

DEFENCE SHOOTS LEFT 6'2" 223 LBS HAMILTON, ON MAY 22, 1994



SEASON	TEAM	LEA	REGULAR SEASON					PLAYOFFS				
			GP	G	A	PTS	PIM	GP	G	A	PTS	PIM
2009.10	Burlington	OJHL	4	0	1	1	0	-	-	-	-	-
2010.11	Kitchener	OHL	44	0	4	4	14	4	0	0	0	0
2011.12	Kitchener	OHL	2	0	2	2	4	-	-	-	-	-
2012.13	Kitchener	OHL	65	6	28	34	42	10	1	3	4	14
2013.14	Kitchener	OHL	15	2	5	7	23	-	-	-	-	-
	Kingston	OHL	46	5	30	35	55	7	1	1	2	6
	Utica	AHL	1	0	0	0	2	-	-	-	-	-
2014.15	Kingston	OHL	68	9	36	45	71	4	1	1	2	0
2015.16	Utica Comets	AHL	2	0	0	0	0	-	-	-	-	-
	Kalamazoo	ECHL	36	1	24	25	19	5	0	1	1	6

ACQUIRED

Signed as a free agent, September 13, 2012.

BRETT MCKENZIE

CENTRE SHOOTS LEFT 6'2" 198 LBS VARS, ON MAR. 12, 1997



SEASON	TEAM	LEA	REGULAR SEASON					PLAYOFFS				
			GP	G	A	PTS	PIM	GP	G	A	PTS	PIM
2013.14	North Bay	OHL	63	13	10	23	25	22	2	4	6	11
2014.15	North Bay	OHL	68	11	21	32	38	15	0	7	7	8
2015.16	North Bay	OHL	66	26	27	53	43	11	2	3	5	12

ACQUIRED

Vancouver's seventh round selection, 194th overall in the 2016 NHL Entry Draft.

CARL NEILL

DEFENCE SHOOTS RIGHT 6'3" 200 LBS BLAINVILLE, QC JUL. 6, 1996

REGULAR SEASON PLAYOFFS

SEASON	TEAM	LEA	GP	G	A	PTS	PIM	GP	G	A	PTS	PIM
2012.13	Sherbrooke	QMJHL	61	3	17	20	30	4	1	1	2	8
2013.14	Sherbrooke	QMJHL	65	4	18	22	58	-	-	-	-	-
2014.15	Sherbrooke	QMJHL	63	14	26	40	77	6	1	5	6	4
2015.16	Sherbrooke	QMJHL	64	8	42	50	63	5	4	2	6	8

ACQUIRED

Vancouver's fifth round selection, 144th overall in the 2015 NHL Entry Draft.



TOM NILSSON

DEFENCE SHOOTS RIGHT 6'0" 190 LBS TYRESO, SWEDEN AUG. 19, 1993

REGULAR SEASON PLAYOFFS

SEASON	TEAM	LEA	GP	G	A	PTS	PIM	GP	G	A	PTS	PIM
2010.11	Mora	Swe-1	3	0	0	0	0	-	-	-	-	-
2011.12	Mora	Swe-1	44	4	6	10	45	-	-	-	-	-
2012.13	Mora	Swe-1	42	1	3	4	18	-	-	-	-	-
2013.14	Frolunda	SweHL	50	2	2	4	22	7	0	0	0	2
2014.15	Toronto	AHL	44	1	5	6	26	4	0	0	0	2
2015.16	Frolunda	SweHL	37	1	6	7	34	7	1	1	2	2

ACQUIRED

Signed as a free agent, May 26, 2016.



TATE OLSON

DEFENCE SHOOTS LEFT 6'2" 190 LBS SASKATOON, SK MAR. 21, 1997

REGULAR SEASON PLAYOFFS

SEASON	TEAM	LEA	GP	G	A	PTS	PIM	GP	G	A	PTS	PIM
2013.14	Prince George	WHL	52	2	8	10	17	-	-	-	-	-
2014.15	Prince George	WHL	68	5	19	24	69	5	3	0	3	0
2015.16	Prince George	WHL	65	9	38	47	90	4	0	2	2	4


ACQUIRED

Vancouver's seventh round selection, 210th overall in the 2015 NHL Entry Draft.



BORNA RENDULIC

RIGHT WING SHOOTS RIGHT 6'2" 198 LBS ZAGREB, CROATIA MAR. 25, 1992



SEASON	TEAM	LEA	REGULAR SEASON					PLAYOFFS				
			GP	G	A	PTS	PIM	GP	G	A	PTS	PIM
2010.11	Zagreb	KHL	12	1	1	2	2	-	-	-	-	-
2011.12	Assat Pori	SM-li	3	0	0	0	0	-	-	-	-	-
	Savonlinna	Mesti	7	2	3	5	14	-	-	-	-	-
2012.13	Hameenlinna	SM-li	37	8	4	12	6	5	0	1	1	0
	Heinola	Mesti	5	2	2	4	0	-	-	-	-	-
2013.14	Hameenlinna	SM-li	57	11	21	32	34	-	-	-	-	-
2014.15	Lake Erie	AHL	26	4	4	8	12	-	-	-	-	-
2014.15	Colorado	NHL	11	1	1	2	6	-	-	-	-	-
2015.16	Colorado	NHL	3	0	0	0	0	-	-	-	-	-
	San Antonio	AHL	68	16	22	38	41	-	-	-	-	-
NHL TOTALS			14	1	1	2	6	-	-	-	-	-

ACQUIRED

Signed as a free agent, July 1, 2016.

ASHTON SAUTNER

DEFENCE SHOOTS LEFT 6'0" 189 LBS FLAXCOMBE, SK MAY 27, 1994



SEASON	TEAM	LEA	REGULAR SEASON					PLAYOFFS				
			GP	G	A	PTS	PIM	GP	G	A	PTS	PIM
2011.12	Edmonton	WHL	59	2	10	12	38	19	0	2	2	10
2012.13	Edmonton	WHL	62	2	10	12	28	14	3	2	5	10
2013.14	Edmonton	WHL	72	8	34	42	26	20	3	9	12	8
2014.15	Edmonton	WHL	72	12	39	51	38	5	0	1	1	6
2015.16	Utica	AHL	50	4	7	11	12	2	0	0	0	0

ACQUIRED

Signed as a free agent, March 14, 2015.

TROY STECHER

DEFENCE SHOOTS RIGHT 5'10" 181 LBS RICHMOND, BC APR. 7, 1994



SEASON	TEAM	LEA	REGULAR SEASON					PLAYOFFS				
			GP	G	A	PTS	PIM	GP	G	A	PTS	PIM
2010.11	Penticton	BCHL	54	5	15	20	47	9	2	3	5	6
2011.12	Penticton	BCHL	53	5	37	42	42	15	2	8	10	8
2012.13	Penticton	BCHL	52	8	39	47	40	15	0	6	6	10
2013.14	North Dakota	NCAA	42	2	9	11	14	-	-	-	-	-
2014.15	North Dakota	NCAA	34	3	10	13	22	-	-	-	-	-
2015.16	North Dakota	NCAA	43	8	21	29	37	-	-	-	-	-


ACQUIRED

Signed as a free agent, April 13, 2016.

MACKENZE STEWART

DEFENCE SHOOTS LEFT 6'4" 219 LBS CALGARY, AB AUG. 10, 1995

SEASON	TEAM	LEA	REGULAR SEASON					PLAYOFFS				
			GP	G	A	PTS	PIM	GP	G	A	PTS	PIM
2012.13	Prince Albert	WHL	6	0	0	0	2	-	-	-	-	-
	Calgary	AJHL	33	1	4	5	65	3	0	0	0	17
2013.14	Prince Albert	WHL	55	5	4	9	69	4	0	1	1	2
2014.15	Prince Albert	WHL	66	5	6	11	114	-	-	-	-	-
2015.16	Utica	AHL	4	0	0	0	17	-	-	-	-	-
	Kalamazoo	ECHL	6	0	0	0	5	-	-	-	-	-
	Tri-City	WHL	36	5	6	11	47	-	-	-	-	-



ACQUIRED

Vancouver's seventh round selection, 186th overall in the 2014 NHL Entry Draft.

JAKOB STUKEL

LEFT WING SHOOTS LEFT 6'0" 192 LBS SURREY, BC MAR. 6, 1997

SEASON	TEAM	LEA	REGULAR SEASON					PLAYOFFS				
			GP	G	A	PTS	PIM	GP	G	A	PTS	PIM
2012.13	Vancouver	WHL	6	2	2	4	2	-	-	-	-	-
2014.15	Vancouver	WHL	49	5	11	16	10	-	-	-	-	-
2015.16	Vancouver	WHL	12	2	2	4	4	-	-	-	-	-
	Calgary	WHL	57	34	22	56	8	5	2	1	3	0



ACQUIRED

Vancouver's sixth round selection, 154th overall in the 2016 NHL Entry Draft.

JORDAN SUBBAN

DEFENCE SHOOTS RIGHT 5'9" 181 LBS REXDALE, ON MAR. 3, 1995

SEASON	TEAM	LEA	REGULAR SEASON					PLAYOFFS				
			GP	G	A	PTS	PIM	GP	G	A	PTS	PIM
2011.12	Belleville	OHL	56	5	15	20	31	5	0	0	0	4
2012.13	Belleville	OHL	68	15	36	51	47	17	2	3	5	20
2013.14	Belleville	OHL	66	12	30	42	63	-	-	-	-	-
2014.15	Belleville	OHL	63	25	27	52	62	4	3	0	3	2
2015.16	Utica	AHL	67	11	25	36	38	4	2	1	3	2



ACQUIRED

Vancouver's fourth round selection, 115th overall in the 2013 NHL Entry Draft.

CANUCKS

PLAYERS

IN THE SYSTEM

2015.16 REVIEW

OPPONENTS

HISTORY

ALL TIME RECORDS

PLAYOFFS

NHL

MEDIA SERVICES

MIKE WILLIAMSON

DEFENCE SHOOTS LEFT 6'3" 206 LBS LEDUC, AB SEPT. 5, 1993



		REGULAR SEASON					PLAYOFFS					
SEASON	TEAM	LEA	GP	G	A	PTS	PIM	GP	G	A	PTS	PIM
2009.10	Drayton	AJHL	4	0	0	0	0	-	-	-	-	-
2010.11	Spruce Grove	AJHL	1	0	0	0	2	-	-	-	-	-
2011.12	Spruce Grove	AJHL	41	9	9	18	73	11	4	2	6	14
2012.13	Spruce Grove	AJHL	23	1	10	11	35	15	1	3	4	21
2013.14	Pennsylvania	NCAA	27	2	4	6	38	-	-	-	-	-
2014.15	Pennsylvania	NCAA	16	1	1	2	8	-	-	-	-	-
2015.16	Pennsylvania	NCAA	6	0	1	1	6	-	-	-	-	-

ACQUIRED

Vancouver's sixth round selection, 175th overall in the 2013 NHL Entry Draft.

MICHAEL ZALEWSKI

LEFT WING SHOOTS LEFT 6'2" 195 LBS NEW HARTFORD, NY AUG. 18, 1992



		REGULAR SEASON					PLAYOFFS					
SEASON	TEAM	LEA	GP	G	A	PTS	PIM	GP	G	A	PTS	PIM
2009.10	Syracuse	EJHL	43	16	32	48	28	-	-	-	-	-
2010.11	Vernon	BCHL	46	12	17	29	34	16	5	3	8	4
2011.12	Vernon	BCHL	60	38	37	75	83	-	-	-	-	-
2012.13	R.P.I.	ECAC	36	12	9	21	22	-	-	-	-	-
2013.14	Vancouver	NHL	2	0	1	1	0	-	-	-	-	-
	R.P.I.	ECAC	35	9	17	26	53	-	-	-	-	-
2014.15	Utica	AHL	55	3	9	12	18	23	1	2	3	14
2015.16	Vancouver	NHL	3	0	1	1	2	-	-	-	-	-
	Utica	AHL	58	16	17	33	46	4	0	1	1	2
VANCOUVER/NHL TOTALS			5	0	2	2	2	-	-	-	-	-

ACQUIRED

Signed as a free agent, March 14, 2014.

DMITRY ZHUKENOV

CENTRE SHOOTS RIGHT 5'11" 169 LBS OMSK, RUSSIA MAR. 24, 1997



		REGULAR SEASON					PLAYOFFS					
SEASON	TEAM	LEA	GP	G	A	PTS	PIM	GP	G	A	PTS	PIM
2014.15	OMSK 2	AJHL	35	3	16	19	42	-	-	-	-	-
2015.16	Chicoutimi	QMJHL	64	15	42	57	58	6	3	3	6	4

ACQUIRED

Vancouver's fourth round selection, 114th overall in the 2015 NHL Entry Draft.

2016.17 TRAINING CAMP ROSTER

FORWARDS

PLAYER	POS	HT	WT	HOMETOWN	DATE	2015.16 CLUB	GP	G	A	PTS	PIM
49 Abols, Rodrigo	C	65"	191	Riga, LVA	Jan. 5, 1996	Portland (WHL)	62	20	29	49	42
24 Archibald, Darren	L	63"	212	Newmarket, ON	Feb. 9, 1990	Kalamazoo (ECHL)	6	2	0	2	0
						Utica (AHL)	51	10	9	19	96
47 Baertschi, Sven	L	5'11"	192	Bern, CH	Oct. 5, 1992	Vancouver (NHL)	69	15	13	28	14
68 Banks, Carter	L	5'11"	185	Marysville, BC	Aug. 9, 1989	Utica (AHL)	76	14	25	39	46
14 Burrows, Alex	L	6'1"	197	Pincourt, QC	Apr. 11, 1981	Vancouver (NHL)	79	9	13	22	49
58 Carcone, Michael	R	5'10"	171	Ajax, ON	May 19, 1996	Drummondville (QMJHL)	66	47	42	89	80
52 Cassels, Cole	C	6'0"	182	Hartford, CT	May 4, 1995	Utica (AHL)	67	2	5	7	24
45 Chaput, Michael	C	6'2"	202	Ile Bizard, QC	Apr. 9, 1992	Lake Erie (AHL)	63	16	29	45	31
						Columbus (NHL)	8	1	1	2	5
73 D'Aoust, Alexis	R	6'0"	201	Trois-Rivieres, QC	Apr. 3, 1996	Shawinigan (QMJHL)	68	44	54	98	22
15 Dorsett, Derek	R	6'0"	192	Kindersley, SA	Dec. 20, 1986	Vancouver (NHL)	71	5	11	16	177
21 Eriksson, Loui	R	6'2"	196	Goteborg, SE	Jul. 17, 1985	Boston (NHL)	82	30	33	63	12
26 Etem, Emerson	R	6'1"	209	Long Beach, CA	Jun. 16, 1992	NY Rangers (NHL)	19	0	3	3	2
						Vancouver (NHL)	39	7	5	12	9
50 Gounce, Brendan	L	6'2"	217	Markham, ON	Mar. 25, 1994	Utica (AHL)	46	17	21	38	16
						Vancouver (NHL)	20	1	0	1	2
60 Granlund, Markus	C	6'0"	183	Oulu, FI	Apr. 16, 1993	Stockton (AHL)	12	5	4	9	10
						Calgary (NHL)	31	4	3	7	8
						Vancouver (NHL)	16	2	1	3	6
65 Grenier, Alex	R	6'5"	213	Laval, QC	Sep. 5, 1991	Utica (AHL)	69	16	32	48	43
						Vancouver (NHL)	6	0	0	0	2
42 Hamilton, Wacey	C	5'11"	182	Cochrane, AB	Sep. 10, 1990	Utica (AHL)	53	8	7	15	61
36 Hansen, Jannik	R	6'1"	194	Rodovre, DK	Mar. 15, 1986	Vancouver (NHL)	67	22	16	38	32
53 Horvat, Bo	C	6'1"	223	London, ON	Apr. 5, 1995	Vancouver (NHL)	82	16	24	40	18
57 Hulak, Derek	L	6'0"	185	Saskatoon, SK	Sep. 2, 1989	Texas (AHL)	69	17	23	40	16
62 LaBate, Joseph	L	6'5"	208	Eagan, MN	Apr. 16, 1993	Utica (AHL)	66	10	10	20	79
74 Laplante, Yan-Pavel	L	6'0"	185	Ste. Martine, QC	Apr. 23, 1995	Gatineau (QMJHL)	63	34	31	65	88
77 McKenzie, Brett	C	6'2"	198	Vars, ON	Mar. 12, 1997	North Bay (OHL)	66	26	27	53	43
46 Megna, Jayson	C	6'1"	192	Ft. Lauderdale, FL	Feb. 1, 1990	Hartford (AHL)	68	15	29	44	22
						NY Rangers	6	1	1	2	2
79 Moynihan, Danny	L	6'0"	187	Boston, MA	Dec. 8, 1995	Halifax (QMJHL)	38	24	25	49	40
						Shawinigan (QMJHL)	29	12	9	21	26
64 Rendulic, Borna	R	6'2"	198	Zagreb, HR	Mar. 25, 1992	Colorado (NHL)	3	0	0	0	0
						San Antonio (AHL)	68	16	22	38	41
17 Rodin, Anton	R	5'11"	185	Stockholm, SE	Nov. 21, 1990	Brynäs (SweHL)	33	16	21	37	18
6 Roy, Marc-Olivier	C	6'1"	179	Ste-Foy, QC	Nov. 5, 1994	Norfolk (ECHL)	10	1	5	6	19
						Bakersfield (AHL)	42	8	12	20	18
7 Ruutu, Tuomo	R	6'0"	196	Vantaa, FIN	Feb. 16, 1983	New Jersey (NHL)	33	0	1	1	8
22 Sedin, Daniel	L	6'2"	190	Omskoldsvik, SE	Sep. 26, 1980	Vancouver (NHL)	82	28	33	61	36
33 Sedin, Henrik	C	6'2"	183	Omskoldsvik, SE	Sep. 26, 1980	Vancouver (NHL)	74	11	44	55	24
70 Sheppard, James	C	6'1"	222	Halifax, NS	Apr. 25, 1988	Kloten (Swiss-A)	37	11	14	25	67
9 Skille, Jack	R	6'1"	206	Madison, WI	May 19, 1987	Colorado (NHL)	74	8	6	14	11
34 Stukel, Jakob	L	6'0"	192	Surrey, BC	Mar. 6, 1997	Vancouver (WHL)	12	2	2	4	4
						Calgary (WHL)	57	34	22	56	8
20 Sutter, Brandon	C	6'3"	191	Huntington, NY	Feb. 14, 1989	Vancouver (NHL)	20	5	4	9	2
43 Valk, Curtis	C	5'9"	166	Medicine Hat, AB	Feb. 8, 1993	Utica (AHL)	12	2	4	6	2
						Kalamazoo (ECHL)	30	16	17	33	14
18 Virtanen, Jake	R	6'1"	229	New Westminster, BC	Aug. 17, 1996	Vancouver (NHL)	55	7	6	13	45
						Utica (AHL)	2	0	0	0	0
40 Zalewski, Mike	L	6'2"	195	New Hartford, NY	Aug. 18, 1992	Utica (AHL)	58	16	17	33	46
						Vancouver (NHL)	3	0	1	1	2

*World Cup of Hockey

CANUCKS

PLAYERS

IN THE SYSTEM

2015.16 REVIEW

OPPONENTS

HISTORY

ALL TIME RECORDS

PLAYOFFS

NHL

MEDIA SERVICES

2016.17 TRAINING CAMP ROSTER

DEFENCEMEN

PLAYER	POS	HT	WT	HOMETOWN	DATE	2015.16 CLUB	GP	G	A	PTS	PIM
55 Biega, Alex	D	5'10"	193	Montreal, QC	Apr. 4, 1988	Utica (AHL)	14	1	5	6	8
						Vancouver (NHL)	51	0	7	7	22
56 Billins, Chad	D	5'10"	180	Marysville, MI	May 26, 1989	Linköping (SweHL)	50	7	24	31	14
54 Brisebois, Guillaume	D	6'2"	186	St. Hilaire, QC	Jul. 21, 1997	Acadie-Bathurst (QMJHL)	52	10	16	26	28
80 Candella, Cole	D	6'1"	191	Mississauga, ON	Feb. 13, 1998	Hamilton (OHL)	37	4	16	20	12
23 Edler, Alex	D	6'4"	214	Ostersund, SE	Apr. 21, 1986	Vancouver (NHL)	52	6	14	20	46
44 Gudbranson, Erik	D	6'5"	220	Ottawa, ON	Jan. 7, 1992	Florida (NHL)	64	2	7	9	49
27 Hutton, Ben	D	6'3"	207	Brockville, ON	Apr. 20, 1993	Vancouver (NHL)	75	1	24	25	14
48 Juolevi, Olli	D	6'3"	179	Helsinki, FIN	May 5, 1998	London (OHL)	57	9	33	42	16
63 Larsen, Philip	D	6'1"	185	Esbjerg, DK	Dec. 7, 1989	Jokerit (KHL)	52	11	25	36	39
61 McNeny, Evan	D	6'2"	223	Hamilton, ON	May 22, 1994	Utica (AHL)	2	0	0	0	0
						Kalamazoo (ECHL)	36	1	24	25	19
						Utica (AHL)	58	1	10	11	22
39 Negrin, John	D	6'2"	215	West Vancouver, BC	Mar. 25, 1989	Sherbrooke (QMJHL)	64	8	42	50	63
72 Neill, Carl	D	6'5"	200	Blainville, QC	Jul. 6, 1996	Frolunda (SweHL)	37	1	6	7	34
41 Nilsson, Tom	D	6'0"	190	Tyreso, SE	Aug. 19, 1993	Prince George (WHL)	65	9	38	47	90
78 Olson, Tate	D	6'2"	190	Saskatoon, SK	Mar. 21, 1997	Utica (AHL)	45	7	14	21	87
29 Pedan, Andrey	D	6'5"	218	Kaunas, LT	Jul. 3, 1993	Vancouver (NHL)	13	0	0	0	18
						Utica (AHL)	50	4	7	11	12
59 Sautner, Ashton	D	6'0"	189	Flaxcombe, SK	May 27, 1994	Vancouver (NHL)	41	2	6	8	26
5 Sbisà, Luca	D	6'2"	209	Ozieri, IT	Jan. 30, 1990	U. North Dakota (NCHC)	43	8	21	29	37
51 Stecher, Troy	D	5'10"	181	Richmond, BC	Apr. 7, 1994	Utica (AHL)	4	0	0	0	17
71 Stewart, Mackenze	D	6'4"	219	Calgary, AB	Aug. 10, 1995	Kalamazoo (ECHL)	6	0	0	0	5
						Tri-City (ECHL)	36	5	6	11	47
						Utica (AHL)	67	11	25	36	38
67 Subban, Jordan	D	5'9"	181	Rexdale, ON	Mar. 3, 1995	Vancouver (NHL)	69	4	14	18	8
8 Tanev, Chris	D	6'2"	195	Toronto, ON	Dec. 20, 1989	Yekaterinburg (KHL)	53	4	7	11	71
88 Tryamkin, Nikita	D	6'7"	265	Yekaterinburg, RU	Aug. 30, 1994	Vancouver (NHL)	13	1	1	2	10

GOALTENDERS

PLAYER	HT	WT	HOMETOWN	DATE	2015.16 CLUB	GPI	W	L	T/OT	MIN	GA	SO	AVG
32 Bachman, Richard	5'10"	177	Salt Lake City, UT	Jul. 25, 1987	Vancouver (NHL)	35	1	0	0	60	3	0	0.903
					Utica (AHL)	35	17	12	5	2010	92	1	0.900
31 Carr, Kevin	6'1"	185	Unionville, ON	Jul. 16, 1990	Tulsa (ECHL)	45	21	21	2	2616	104	3	0.911
35 Demko, Thatcher	6'4"	200	San Diego, CA	Dec. 8, 1995	Boston College (H-East)	39	27	8	4	2362	74	10	1.88
75 Garteig, Michael	6'1"	183	Prince George, BC	Nov. 5, 1991	Quinnipiac U. (ECAC)	43	32	4	7	2581	82	8	1.91
25 Markstrom, Jacob	6'6"	201	Gavle, SE	Jan. 31, 1990	Vancouver (NHL)	32	13	14	3	1837	84	0	0.915
					Utica (AHL)	2	1	0	1	125	5	0	0.909
30 Miller, Ryan	6'3"	171	East Lansing, MI	Jul. 17, 1980	Vancouver (NHL)	51	17	24	6	3027	137	1	0.916
76 Parenteau, Rylan	6'1"	191	Saskatoon, SK	Nov. 16, 1996	Prince Albert (WHL)	55	25	17	6	3024	142	3	0.913

*World Cup of Hockey

10
PAVEL
BURE

1991-1998

19

MARKIE
WASH

16

TREVOR
STEN

12

STAN
SMYL

1978-1981

2015.16 REVIEW



2015.16 FINAL SCORING

POS	NO	PLAYER	GP	AVG TOI	G	A	PTS	+/-	PIM	PP	SH	GW	S	PCTG
L	22	Daniel Sedin	82	18:20	28	33	61	7	36	8	0	6	258	10.9
C	33	Henrik Sedin	74	18:22	11	44	55	0	24	5	1	0	99	11.1
C	53	Bo Horvat	82	17:07	16	24	40	-30	18	4	0	4	155	10.3
R	36	Jannik Hansen	67	16:26	22	16	38	16	32	1	1	5	117	18.8
L	47	Sven Baertschi	69	13:27	15	13	28	-14	14	2	0	1	108	13.9
R	17	Radim Vrbata	63	16:02	13	14	27	-30	12	5	0	0	199	6.5
D	27	Ben Hutton	75	19:52	1	24	25	-21	14	0	0	0	104	1
R	14	Alex Burrows	79	15:10	9	13	22	-13	49	2	0	0	135	6.7
D	23	Alex Edler	52	24:27	6	14	20	-8	46	3	0	0	111	5.4
C	91	Jared McCann	69	12:31	9	9	18	-6	32	1	0	1	106	8.5
D	8	Chris Tanev	69	21:45	4	14	18	-8	8	2	0	0	42	9.5
D	44	Matt Bartkowski	80	18:37	6	12	18	-19	50	0	0	0	85	7
R	15	Derek Dorsett	71	12:35	5	11	16	-13	177	0	0	0	91	5.5
R	7	Linden Vey	41	15:45	4	11	15	-14	6	3	0	0	40	10
D	2	Dan Hamhuis	58	21:24	3	10	13	-2	28	1	0	1	72	4.2
R	18	Jake Virtanen	55	11:33	7	6	13	-7	45	1	0	1	94	7.4
R	26	Emerson Etem**	39	14:09	7	5	12	-8	9	0	0	1	77	9.1
R	24	Adam Cracknell**	44	12:24	5	5	10	1	14	0	0	1	55	9.1
C	21	Brandon Sutter	20	17:58	5	4	9	3	2	1	1	2	45	11.1
D	5	Luca Sbisa	41	17:22	2	6	8	5	26	0	0	1	29	6.9
D	6	Yannick Weber	45	18:49	0	7	7	-17	24	0	0	0	65	0
D	55	Alex Biega	51	16:45	0	7	7	-11	22	0	0	0	61	0
L	9	Brandon Prust	35	12:47	1	6	7	-3	59	0	0	1	19	5.3
L	20	Chris Higgins	33	13:46	3	1	4	-14	4	0	1	0	51	5.9
C	60	Markus Granlund**	16	15:22	2	1	3	-3	6	0	0	1	19	10.5
D	88	Nikita Tryamkin	13	17:31	1	1	2	-3	10	0	0	0	11	9.1
D	58	Taylor Fedun	1	18:48	0	1	1	1	0	0	0	0	0	0
C	50	Brendan Gaunce	20	12:45	1	0	1	-9	2	0	0	0	34	2.9
L	40	Michael Zalewski	3	11:51	0	1	1	1	2	0	0	0	2	0
R	65	Alex Grenier	6	11:28	0	0	0	-4	2	0	0	0	9	0
L	41	Ronalds Kenins	8	11:24	0	0	0	-1	6	0	0	0	6	0
C	48	Hunter Shinkaruk**	1	9:35	0	0	0	0	0	0	0	0	0	0
C	56	Alex Friesen	1	11:43	0	0	0	-2	0	0	0	0	1	0
D	29	Andrey Pedan	13	10:57	0	0	0	-3	18	0	0	0	11	0

GOALTENDING

NO	GOALTENDER	GPI	MINS	AVG	W	L	OT	SO	GA	SA	SV%	G	A	PIM
30	Ryan Miller	51	3043:29	2.70	17	24	9	1	137	1,634	.916	0	1	2
25	Jacob Markstrom	33	1847:26	2.73	13	14	4	0	84	988	.915	0	2	4
32	Richard Bachman	1	59:52	3.01	1	0	0	0	3	31	.903	0	0	0

**Canucks totals only

2015.16 SCORING BREAKDOWN

PLAYER*	HOME						ROAD						OVERALL					
	GP	G	A	PTS	+/-	PIM	GP	G	A	PTS	+/-	PIM	GP	G	A	PTS	+/-	PIM
Sven Baertschi	34	7	8	15	-5	4	35	8	5	13	-9	10	69	15	13	28	-14	14
Matt Bartkowski	39	4	7	11	-1	24	41	2	5	7	-18	26	80	6	12	18	-19	50
Alex Biega	27	0	3	3	-8	6	24	0	4	4	-3	16	51	0	7	7	-11	22
Alex Burrows	39	2	7	9	-3	20	40	7	6	13	-10	29	79	9	13	22	-13	49
Adam Cracknell	20	1	3	4	2	6	24	4	2	6	-1	8	44	5	5	10	1	14
Derek Dorsett	37	3	6	9	-8	89	34	2	5	7	-5	88	71	5	11	16	-13	177
Alexander Edler	23	2	7	9	-9	22	29	4	7	11	1	24	52	6	14	20	-8	46
Emerson Etem	20	5	3	8	0	9	19	2	2	4	-8	0	39	7	5	12	-8	9
Taylor Fedun	0	0	0	0	0	0	1	0	1	1	1	0	1	0	1	1	1	0
Alex Friesen	1	0	0	0	-2	0	0	0	0	0	0	0	1	0	0	0	-2	0
Brendan Gaunce	8	0	0	0	-3	0	12	1	0	1	-6	2	20	1	0	1	-9	2
Markus Granlund	10	1	1	2	5	4	6	1	0	1	-8	2	16	2	1	3	-3	6
Alexandre Grenier	3	0	0	0	-3	2	3	0	0	0	-1	0	6	0	0	0	-4	2
Dan Hamhuis	31	0	7	7	-2	14	27	3	3	6	0	14	58	3	10	13	-2	28
Jannik Hansen	32	11	3	14	2	8	35	11	13	24	14	24	67	22	16	38	16	32
Chris Higgins	13	1	1	2	-5	0	20	2	0	2	-9	4	33	3	1	4	-14	4
Bo Horvat	41	7	12	19	-18	10	41	9	12	21	-12	8	82	16	24	40	-30	18
Ben Hutton	38	0	12	12	-14	8	37	1	12	13	-7	6	75	1	24	25	-21	14
Ronalds Kenins	6	0	0	0	0	2	2	0	0	0	-1	4	8	0	0	0	-1	6
Jared McCann	33	6	2	8	-7	8	36	3	7	10	1	24	69	9	9	18	-6	32
Andrey Pedan	6	0	0	0	-1	14	7	0	0	0	-2	4	13	0	0	0	-3	18
Brandon Prust	18	1	4	5	-2	25	17	0	2	2	-1	34	35	1	6	7	-3	59
Luca Sbisa	22	2	1	3	3	11	19	0	5	5	2	15	41	2	6	8	5	26
Daniel Sedin	41	13	18	31	-7	26	41	15	15	30	14	10	82	28	33	61	7	36
Henrik Sedin	39	6	26	32	-6	12	35	5	18	23	6	12	74	11	44	55	0	24
Hunter Shinkaruk	0	0	0	0	0	0	1	0	0	0	0	0	1	0	0	0	0	0
Brandon Sutter	11	3	3	6	0	0	9	2	1	3	3	2	20	5	4	9	3	2
Chris Tanev	34	4	6	10	-10	4	35	0	8	8	2	4	69	4	14	18	-8	8
Nikita Tryamkin	5	0	1	1	0	4	8	1	0	1	-3	6	13	1	1	2	-3	10
Linden Vey	23	2	7	9	-11	0	18	2	4	6	-3	6	41	4	11	15	-14	6
Jake Virtanen	29	5	4	9	1	30	26	2	2	4	-8	15	55	7	6	13	-7	45
Yannick Weber	23	0	3	3	-12	8	22	0	4	4	-5	16	45	0	7	7	-17	24
Radim Vrbata	31	8	6	14	-15	4	32	5	8	13	-15	8	63	13	14	27	-30	12
Michael Zalewski	1	0	0	0	0	0	2	0	1	1	1	2	3	0	1	1	1	2

2015.16 SPECIAL TEAMS SCORING

POWER PLAY*	G	A	PTS
Henrik Sedin	5	15	20
Daniel Sedin	8	11	19
Bo Horvat	4	8	12
Alex Edler	3	6	9
Radim Vrbata	5	4	9
Ben Hutton	0	7	7
Sven Baertschi	2	5	7
Alex Burrows	2	4	6
Yannick Weber	0	5	5
Linden Vey	3	2	5
Jared McCann	1	2	3
Chris Tanev	2	1	3
Dan Hamhuis	1	2	3
Jannik Hansen	1	0	1
Jake Virtanen	1	0	1
Brandon Sutter	1	0	1

SHORTHANDED*	G	A	PTS
Jannik Hansen	1	0	1
Chris Tanev	0	1	1
Derek Dorsett	0	1	1
Luca Sbisa	0	1	1
Henrik Sedin	1	0	1
Brandon Sutter	1	0	1
Chris Higgins	1	0	1
Daniel Sedin	0	1	1

*Canucks totals only

CANUCKS

PLAYERS

IN THE SYSTEM

2015.16 REVIEW

OPPONENTS

HISTORY

ALL TIME RECORDS

PLAYOFFS

NHL

MEDIA SERVICES

2015.16 SEASON SUMMARY

2015.16 VANCOUVER CANUCKS FINAL TEAM NOTES

Overall record/streak:	31-38-13 / Win 1 / Undef 1
Home record/streak:	15-21-5 / Win 2 / Undef 2
Road record/streak:	16-17-8 / Lost 2
Last 5 Games:	3-2-0
Last 10 Games:	4-5-1
1-Goal Games:	17-12-13
2-Goal Games:	7-6
3-Goal Games:	7-20
Scoring first:	17-8-9
Opponent scoring first:	14-30-4
Leading after 1 period:	13-3-6
Trailing after 1 period:	3-15-3
Tied after 1 period:	15-20-4
Leading after 2 periods:	18-4-8
Trailing after 2 periods:	3-30-1
Tied after 2 periods:	10-4-4
OT Record – This Season:	9-13
OT Record – Franchise:	177-156-219
Shootout Record – This Season:	5-4
Shootout Record – Franchise:	55-59
Outshooting opponent:	7-12-6
Outshot by opponent:	24-24-7
Even shots:	0-2-0
vs EASTERN CONFERENCE:	13-12-7
vs Atlantic:	7-5-4
vs Metropolitan:	6-7-3
vs WESTERN CONFERENCE:	18-26-6
vs Central:	5-13-3
vs Pacific:	13-13-3

SITUATIONAL GOALS FOR & AGAINST

	For	Against
5 on 5:	124	154
5 on 4:	30	7
5 on 3:	4	0
4 on 4:	3	2
4 on 3:	3	0
3 on 3:	2	8
3 on 4:	0	3
3 on 5:	0	3
4 on 5:	4	41
Empty Net:	10	15
Penalty Shots:	1	1
Totals	186	239

INDIVIDUAL LEADERS*

Points:	D. Sedin (61), H. Sedin (55), B. Horvat (40)
Goals:	D. Sedin (28), J. Hansen (22), B. Horvat (16)
Assists:	H. Sedin (44), D. Sedin (33), B. Hutton (24)
Pp Goals:	D. Sedin (8), H. Sedin (5), R. Vrnbata (5)
Sh Goals:	H. Sedin (1), C. Higgins (1), J. Hansen (1)
Gw Goals:	D. Sedin (6), J. Hansen (5), B. Horvat (4)
3+ Goals:	R. Vrnbata (1), J. Hansen (1), D. Sedin (1)
Pim:	D. Dorsett (177), B. Prust (59), M. Bartkowski (50)
Shots:	D. Sedin (258), R. Vrnbata (199), B. Horvat (155)
+/-:	J. Hansen (+16), D. Sedin (+7), L. Sbisva (+5)

GOALTENDERS*

	GPI	MIN	GA	AVG	W	L	OT
Ryan Miller	51	3,044	137	2.70	17	24	9
Jacob Markstrom	33	1,848	84	2.73	13	14	4
Richard Bachman	1	60	3	3.00	1	0	0

*Canucks Totals Only

MONTH BY MONTH RECORD

	W-L-O	POINTS
October:	5-2-4	14
November:	4-7-3	11
December:	5-6-2	12
January:	6-4-2	14
February:	4-6-1	9
March:	4-11-1	9
April:	3-2-0	6
Totals:	31-38-13	75

Goals By Period	1	2	3	OT	T	Avg
CANUCKS	59	54	69	4	186	(2.3 avg.)
Opponents	52	75	103	9	239	(2.9 avg.)

Shots By Period	1	2	3	OT	T	Avg
CANUCKS	752	788	725	46	2311	(28.2 avg.)
Opponents	818	886	902	62	2668	(32.5 avg.)

Power Play	G	ATT	PCT
Overall	39	247	15.8 (T-26th NHL)
Home	23	127	18.1 (20th NHL)
Road	16	120	13.3 (27th NHL)

8 SHORT HANDED GOALS ALLOWED (T-22nd NHL)

Penalty Killing	G	TSH	PCT
Overall	47	249	81.1 (T-17th NHL)
Home	18	114	84.2 (9th NHL)
Road	29	135	78.5 (23rd NHL)

4 SHORT HANDED GOALS SCORED (T-21st NHL)

Penalties	GP	MIN	Avg
	82	821	10.0 (20th NHL)

2015.16 SCHEDULE & RESULTS

#	DATE	A	OPP	RES	SCORE	W	L	O	SF	SA	SCORER	WIN	LOSS/OT	ATTENDANCE
1	Oct. 7	A	CGY	W	5-1	1	0	0	44	30	Sutter	Miller	Ramo	19,289
2	Oct. 10	H	CGY	O (OT)	2-3	1	0	1	30	38	Gaudreau	Hiller	Miller (OT)	18,570
3	Oct. 12	A	ANA	W (SO)	2-1	2	0	1	25	29	Burrows (GDG)	Miller	Andersen (OT)	17,174
4	Oct. 13	A	LA	W	3-0	3	0	1	26	15	Cracknell	Miller	Quick	12,330
5	Oct. 16	H	EDM	L	3-4	3	1	1	34	32	Brodziak	Allen	Miller	18,362
6	Oct. 18	H	STL	O (OT)	1-2	3	1	2	34	24	Korpikoski	Nilsson	Miller (OT)	18,261
7	Oct. 22	H	WSH	L	2-3	3	2	2	25	35	Ovechkin	Holtby	Miller	18,188
8	Oct. 24	H	DET	O (OT)	2-3	3	2	3	32	28	Nyquist	Mrazek	Miller (OT)	18,312
9	Oct. 27	H	MTL	W	5-1	4	2	3	28	26	Sbisa	Miller	Price	18,570
10	Oct. 29	A	DAL	O (OT)	3-4	4	2	4	32	29	Benn	Niemi	Miller (OT)	17,664
11	Oct. 30	A	ARI	W	4-3	5	2	4	22	31	D. Sedin	Bachman	Lindback	12,166
12	Nov. 2	H	PHI	W	4-1	6	2	4	34	28	Horvat	Miller	Mason	18,264
13	Nov. 4	H	PIT	L	2-3	6	3	4	20	23	Fehr	Fleury	Miller	18,570
14	Nov. 7	A	BUF	L	2-3	6	4	4	37	22	Ristolainen	Ullmark	Miller	19,070
15	Nov. 8	A	NJ	O (OT)	3-4	6	4	5	31	28	Palmieri	Kinkaid	Miller (OT)	14,896
16	Nov. 10	A	CBJ	W	5-3	7	4	5	30	45	Sutter	Markstrom	Bobrovsky	14,148
17	Nov. 12	A	OTT	L	2-3	7	5	5	35	25	Wideman	Hammond	Miller	19,229
18	Nov. 14	A	TOR	L	2-4	7	6	5	45	40	Matthias	Reimer	Miller	19,798
19	Nov. 16	A	MTL	O (OT)	3-4	7	6	6	26	36	Desharnais	Condon	Markstrom (OT)	21,288
20	Nov. 18	A	WPG	L	1-4	7	7	6	30	34	Stafford	Pavelec	Miller	15,294
21	Nov. 21	H	CHI	W	6-3	8	7	6	20	29	D. Sedin	Miller	Crawford	18,570
22	Nov. 22	H	NJ	L	2-3	8	8	6	38	22	Henrique	Schneider	Markstrom	18,268
23	Nov. 25	A	MIN	W	3-2	9	8	6	28	33	Hansen	Miller	Dubnyk	18,877
24	Nov. 27	A	DAL	O (SO)	2-3	9	8	7	36	25	Seguin (GDG)	Seguin	Niemi (OT)	18,532
25	Nov. 30	A	ANA	L	0-4	9	9	7	25	30	Horcoff	Gibson	Miller	14,006
26	Dec. 1	A	LA	O (OT)	1-2	9	9	8	16	40	Kopitar	Quick	Markstrom (OT)	18,230
27	Dec. 3	H	DAL	L	2-4	9	10	8	16	34	Sharp	Lehtonen	Miller	18,302
28	Dec. 5	H	BOS	L	0-4	9	11	8	17	22	Marchand	Rask	Markstrom	18,570
29	Dec. 7	H	BUF	W	5-2	10	11	8	31	34	Prust	Miller	Ullmark	18,278
30	Dec. 9	H	NYR	W	2-1	11	11	8	25	33	D. Sedin	Miller	Lundqvist	18,195
31	Dec. 13	A	CHI	L	0-4	11	12	8	30	30	Keith	Crawford	Miller	21,711
32	Dec. 15	A	MIN	L	2-6	11	13	8	31	41	Parise	Kuemper	Miller	18,804
33	Dec. 17	A	PHI	L	0-2	11	14	8	36	31	Raffl	Mason	Markstrom	17,943
34	Dec. 18	A	DET	W (SO)	4-3	12	14	8	40	28	Vey (GDG)	Miller	Howard (OT)	20,027
35	Dec. 20	A	FLA	O (SO)	4-5	12	14	9	34	42	Barkov (GDG)	Luongo	Markstrom (OT)	13,459
36	Dec. 22	A	TB	W	2-1	13	14	9	19	27	D. Sedin	Markstrom	Bishop	19,092
37	Dec. 26	H	EDM	W (OT)	2-1	14	14	9	24	33	Hansen	Markstrom	Talbot (OT)	18,570
38	Dec. 28	H	LA	L	0-5	14	15	9	27	38	Toffoli	Quick	Markstrom	18,570
39	Jan. 1	H	ANA	W (SO)	2-1	15	15	9	25	28	Burrows (GDG)	Markstrom	Andersen (OT)	18,570
40	Jan. 4	H	ARI	L	2-3	15	16	9	37	29	Doan	Domingue	Markstrom	18,377
41	Jan. 6	H	CAR	W	3-2	16	16	9	21	28	Horvat	Markstrom	Lack	18,364
42	Jan. 9	H	TB	O (OT)	2-3	16	16	10	23	35	Kucherov	Vasilevskiy	Markstrom (OT)	18,335
43	Jan. 11	H	FLA	W (OT)	3-2	17	16	10	30	28	D. Sedin	Markstrom	Luongo (OT)	18,570
44	Jan. 14	A	WSH	L	1-4	17	17	10	30	40	Alzner	Holtby	Miller	18,605
45	Jan. 15	A	CAR	W (OT)	3-2	18	17	10	22	40	Horvat	Markstrom	Ward (OT)	11,657
46	Jan. 17	A	NYI	W (SO)	2-1	19	17	10	26	48	Vrbata (GDG)	Miller	Halak (OT)	15,795
47	Jan. 19	A	NYR	O (OT)	2-3	19	17	11	20	49	Miller	Lundqvist	Miller (OT)	18,006
48	Jan. 21	A	BOS	W	4-2	20	17	11	27	30	D. Sedin	Markstrom	Rask	17,565
49	Jan. 23	A	PIT	L	4-5	20	18	11	32	30	Crosby	Fleury	Miller	18,539
50	Jan. 26	H	NSH	L	1-2	20	19	11	29	19	Neal	Rinne	Miller	18,570
51	Feb. 4	H	CBJ	O (SO)	1-2	20	19	12	38	28	Wennberg (GDG)	Korpisalo	Miller (OT)	18,199
52	Feb. 6	H	CGY	L	1-4	20	20	12	35	30	Monahan	Hiller	Miller	18,570
53	Feb. 9	A	COL	W	3-1	21	20	12	28	30	Baertschi	Markstrom	Varlamov	14,436
54	Feb. 10	A	ARI	W	2-1	22	20	12	26	34	Hansen	Miller	Domingue	12,255
55	Feb. 13	H	TOR	L	2-5	22	21	12	19	38	Leipsic	Reimer	Miller	18,570
56	Feb. 15	H	MIN	L	2-5	22	22	12	26	34	Fontaine	Dubnyk	Markstrom	18,437
57	Feb. 18	H	ANA	L	2-5	22	23	12	21	33	Getzlaf	Gibson	Miller	18,435
58	Feb. 19	A	CGY	L	2-5	22	24	12	28	33	Frolik	Hiller	Markstrom	19,289
59	Feb. 21	H	COL	W	5-1	23	24	12	29	38	Hansen	Miller	Varlamov	18,431
60	Feb. 25	H	OTT	W	5-3	24	24	12	36	30	Virtanen	Miller	Andersen	18,570
61	Feb. 28	H	SJ	L	1-4	24	25	12	24	28	Hertl	Jones	Miller	18,570
62	Mar. 1	H	NYI	L	2-3	24	26	12	33	24	Hickey	Greiss	Markstrom	18,264
63	Mar. 3	H	SJ	L	2-3	24	27	12	30	30	Marleau	Jones	Miller	18,422
64	Mar. 5	A	SJ	W	4-2	25	27	12	26	34	Hamhuis	Markstrom	Reimer	17,562
65	Mar. 7	A	LA	L	1-5	25	28	12	22	29	Kopitar	Quick	Miller	18,230
66	Mar. 9	H	ARI	W (OT)	3-2	26	28	12	31	34	Granlund	Markstrom	Domingue (OT)	18,374
67	Mar. 12	H	NSH	W	4-2	27	28	12	28	37	Horvat	Miller	Rinne	18,570
68	Mar. 14	H	WPG	L	2-5	27	29	12	28	29	Burmistrov	Hutchinson	Markstrom	18,361
69	Mar. 16	H	COL	L	1-3	27	30	12	29	34	Boedker	Varlamov	Miller	18,426
70	Mar. 18	A	EDM	L	0-2	27	31	12	40	25	Eberle	Talbot	Markstrom	16,839
71	Mar. 19	H	STL	L	0-3	27	32	12	19	50	Brouwer	Elliott	Miller	18,402
72	Mar. 22	A	WPG	L	0-2	27	33	12	28	49	Lowry	Pavelec	Markstrom	15,294
73	Mar. 24	A	NSH	O (SO)	2-3	27	33	13	25	32	Smith (GDG)	Rinne	Miller (OT)	17,113
74	Mar. 25	A	STL	L	0-4	27	34	13	15	37	Brodziak	Elliott	Markstrom	19,580
75	Mar. 27	H	CHI	L	2-3	27	35	13	28	32	Ladd	Darling	Miller	18,570
76	Mar. 29	H	SJ	L	1-4	27	36	13	24	31	Couture	Reimer	Markstrom	18,315
77	Mar. 31	A	SJ	W	4-2	28	36	13	26	34	Hansen	Miller	Jones	15,689
78	Apr. 1	A	ANA	W	3-2	29	36	13	28	36	Etem	Markstrom	Gibson	16,331
79	Apr. 4	H	LA	W	3-2	30	36	13	24	42	McCann	Miller	Quick	18,415
80	Apr. 6	A	EDM	L	2-6	30	37	13	27	38	McDavid	Talbot	Markstrom	16,839
81	Apr. 7	A	CGY	L	3-7	30	38	13	27	43	Colborne	Ortio	Miller	19,289
82	Apr. 9	H	EDM	W (SO)	4-3	31	38	13	28	38	Etem (GDG)	Markstrom	Talbot (OT)	18,570



10
PAVEL
BURE
1991-1998

19
MARKUS
NASLUND
1999-2000

POWERPLAY

16

TREVOR LINDEN

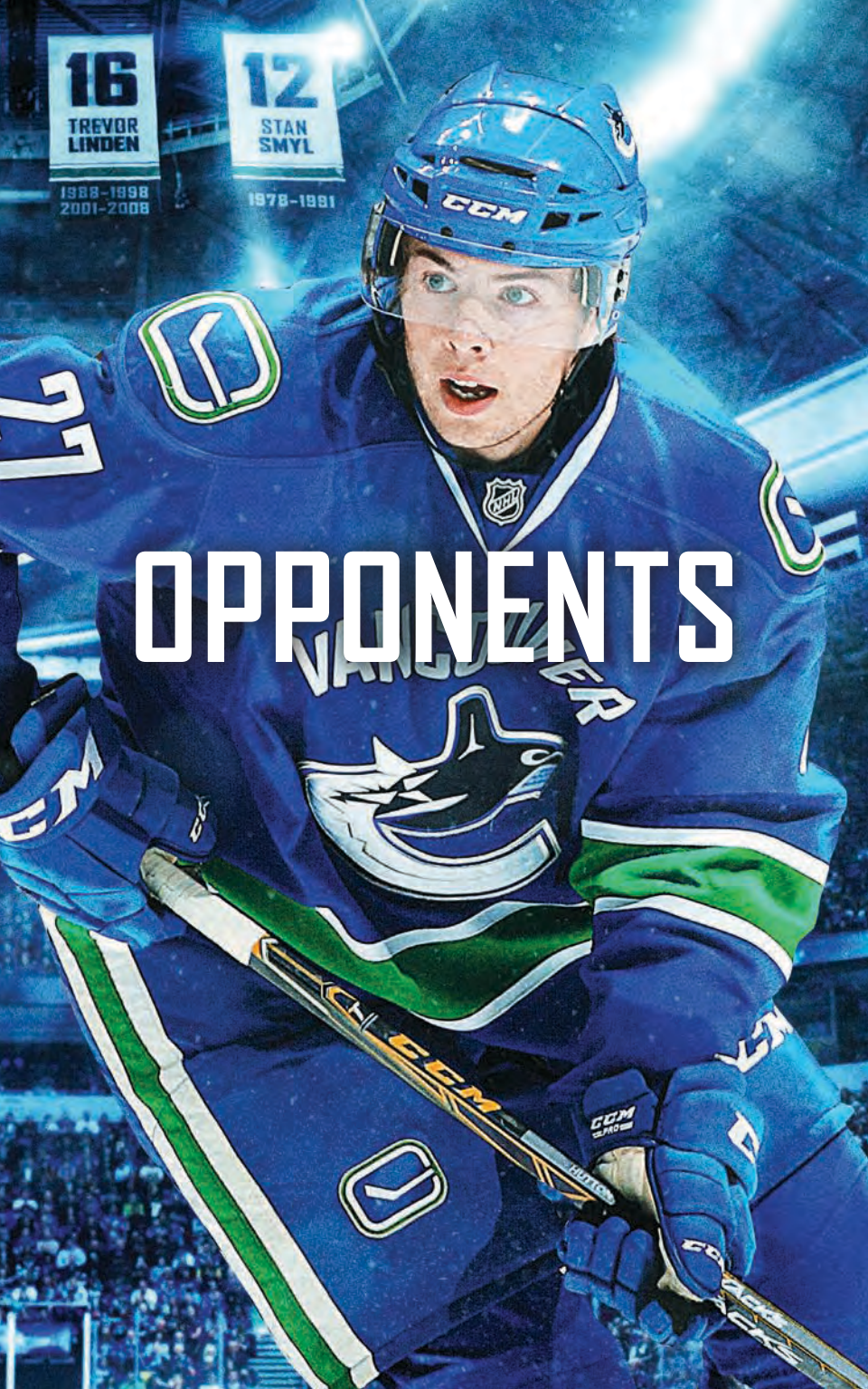
1988-1998
2001-2008

12

STAN SMYL

1978-1991

OPPONENTS



WESTERN CONFERENCE

CANUCKS ALL-TIME RECORD VS WESTERN CONFERENCE OPPONENTS

OPP	HOME						ROAD						OVERALL											
	GP	W	L	T/OT	PCT	GF	GA	PTS	GP	W	L	T/OT	PCT	GF	GA	PTS	GP	W	L	T/OT	PCT	GF	GA	PTS
ANA	49	24	21	4	0.531	142	135	52	48	22	16	10	0.563	133	136	52	97	46	37	14	0.546	275	271	106
ARI	95	58	26	11	0.668	340	253	127	91	37	38	16	0.495	300	299	127	186	95	64	27	0.583	640	552	217
CGY	133	58	52	23	0.523	448	406	139	131	44	71	16	0.397	385	482	139	264	102	123	39	0.46	833	888	243
CHI	93	48	30	15	0.597	274	260	111	90	28	50	12	0.378	215	313	111	183	76	80	27	0.489	489	573	179
COL	78	36	30	12	0.538	249	254	84	77	32	32	13	0.5	218	243	84	155	68	62	25	0.519	467	497	161
DAL	90	41	36	13	0.528	308	266	95	92	29	46	17	0.408	259	318	95	182	70	82	30	0.467	567	584	170
EDM	116	55	44	17	0.547	408	400	127	115	42	61	12	0.417	346	447	127	231	97	105	29	0.483	754	847	223
LA	119	62	36	21	0.609	420	349	145	123	42	62	19	0.419	358	455	145	242	104	98	40	0.512	778	804	248
MIN	40	23	8	9	0.688	112	89	55	42	18	20	4	0.476	103	123	55	82	41	28	13	0.579	215	212	95
NSH	32	19	11	2	0.625	105	75	40	33	19	12	2	0.606	87	88	40	65	38	23	4	0.615	192	163	80
SJ	54	24	21	9	0.528	166	153	57	57	29	22	6	0.561	165	164	57	111	53	43	15	0.545	331	317	121
STL	93	42	41	10	0.505	265	283	94	90	30	50	10	0.389	249	319	94	183	72	91	20	0.448	514	602	164
WPG	10	7	2	1	0.75	32	21	15	11	5	5	1	0.5	30	33	15	21	12	7	2	0.619	62	54	26



CANUCKS

PLAYERS

IN THE SYSTEM

2015/16 REVIEW

OPPONENTS

HISTORY

ALL TIME RECORDS

PLAYOFFS

NHL

MEDIA SERVICES

EASTERN CONFERENCE

CANUCKS ALL-TIME RECORD VS EASTERN CONFERENCE OPPONENTS

OPP	HOME							ROAD							OVERALL									
	GP	W	L	T/OT	PCT	GF	GA	PTS	GP	W	L	T/OT	PCT	GF	GA	PTS	GP	W	L	T/OT	PCT	GF	GA	PTS
BOS	57	19	29	9	0.412	183	223	47	58	11	39	8	0.259	137	230	47	115	30	68	17	0.335	320	453	77
BUF	58	30	17	11	0.612	217	176	71	58	19	29	10	0.414	168	207	71	116	49	46	21	0.513	385	383	119
CAR	36	20	10	6	0.639	127	91	46	35	15	15	5	0.5	116	110	46	71	35	25	11	0.57	243	201	81
CBJ	26	18	4	4	0.769	92	65	40	27	15	7	5	0.648	88	63	40	53	33	11	9	0.708	180	128	75
DET	84	37	33	14	0.524	290	262	88	84	25	48	11	0.363	238	332	88	168	62	81	25	0.443	528	594	149
FLA	15	7	2	6	0.667	41	33	20	14	7	4	3	0.607	43	34	20	29	14	6	9	0.638	84	67	37
MTL	63	19	36	8	0.365	175	221	46	61	12	43	6	0.246	150	267	46	124	31	79	14	0.306	325	488	76
NJ	53	31	11	11	0.689	193	140	73	55	26	22	7	0.536	173	167	73	108	57	33	18	0.611	366	307	132
NYI	53	26	24	3	0.519	172	173	55	53	16	25	12	0.415	151	184	55	106	42	49	15	0.467	323	357	99
NYR	57	18	36	3	0.342	174	218	39	60	14	40	6	0.283	156	255	39	117	32	76	9	0.312	330	473	73
OTT	19	12	6	1	0.658	60	42	25	18	9	7	2	0.556	52	42	25	37	21	13	3	0.608	112	84	45
PHI	57	13	30	14	0.351	165	221	40	60	20	38	2	0.35	178	247	40	117	33	68	16	0.35	343	468	82
PIT	56	25	24	7	0.509	201	200	57	56	13	35	8	0.304	189	241	57	112	38	59	15	0.406	390	441	91
TB	15	9	2	4	0.733	57	35	22	15	8	7	0	0.533	51	51	22	30	17	9	4	0.633	108	86	38
TOR	72	36	23	13	0.59	256	231	85	68	26	31	11	0.463	223	243	85	140	62	54	24	0.529	479	474	148
WAS	45	23	16	6	0.578	157	138	52	46	17	24	5	0.424	136	152	52	91	40	40	11	0.5	293	290	91



CANUCKS

PLAYERS

IN THE SYSTEM

2015.18 REVIEW

OPPONENTS

HISTORY

ALL TIME RECORDS

PLAYOFFS

NHL

MEDIA SERVICES

ANAHEIM DUCKS

2015.16 SEASON SUMMARY

3 WINS

2 LOSSES

0 OT

AT VANCOUVER

Feb. 18, 2016	Canucks 2	Ducks 5
Jan. 1, 2016	Canucks 2	Ducks 1 (SO)

AT ANAHEIM

Apr. 1, 2016	Canucks 3	Ducks 2
Nov. 30, 2015	Canucks 0	Ducks 4
Oct. 12, 2015	Canucks 2	Ducks 1 (SO)

GOALS BY PERIOD	1st	2nd	3rd	OT	TOTAL
CANUCKS	0	2	5	0	7
DUCKS	3	4	6	0	13

CANUCKS

Power Play: 1-14	7.1%	Penalty Killing: 8-11	72.7%
------------------	------	-----------------------	-------

CANUCKS

	GP	G	A	P	+/-	PIM	PP	SH
Jannik Hansen	5	1	3	4	1	2	0	0
Bo Horvat	5	1	1	2	-3	0	0	0
Henrik Sedin	5	0	2	2	E	0	0	0
Daniel Sedin	5	0	2	2	E	0	0	0
Chris Tanev	5	1	0	1	-2	0	0	0
Adam Cracknell	4	1	0	1	E	4	0	0
Dan Hamhuis	4	1	0	1	-2	0	0	0
Sven Baertschi	2	1	0	1	E	0	1	0
Emerson Etem	2	1	0	1	E	0	0	0
Alex Burrows	5	0	1	1	-1	0	0	0
Alex Biega	3	0	1	1	1	2	0	0
Brandon Prust	3	0	1	1	E	5	0	0
Linden Vey	3	0	1	1	E	0	0	0
Matt Bartkowski	5	0	0	0	3	4	0	0
Derek Dorsett	4	0	0	0	-3	12	0	0
Ben Hutton	4	0	0	0	-3	0	0	0
Radim Vrbata	4	0	0	0	-3	0	0	0
Alex Edler	3	0	0	0	E	4	0	0
Chris Higgins	3	0	0	0	E	0	0	0
Jared McCann	3	0	0	0	-1	2	0	0
Luca Sbisa	3	0	0	0	-3	0	0	0
Jake Virtanen	2	0	0	0	-2	2	0	0
Yannick Weber	2	0	0	0	-2	4	0	0
Brendan Gaunce	1	0	0	0	E	0	0	0
Markus Granlund	1	0	0	0	E	0	0	0
Ronalds Kenins	1	0	0	0	E	0	0	0
Andrey Pedan	1	0	0	0	E	0	0	0
Brandon Sutter	1	0	0	0	E	0	0	0
Nikita Tryamkin	1	0	0	0	E	2	0	0

CANUCKS	GPI	MIN	W-L-O	GA	SA	SV	GAA	SV%
Jacob Markstrom	3	136	2-0-0	3	65	62	1.32	.954
Ryan Miller	3	173	1-2-0	9	90	81	3.12	.900

LAST

	VANCOUVER	ANAHEIM
Last Home Win:	Jan. 1/16 (2-1 SO)	Nov. 30/15 (4-0)
Last Road Win:	Apr. 1/16 (3-2)	Feb. 18/16 (5-2)
Last Shutout:	Jan. 25/13 Cory Schneider (5-0)	Nov. 30/15 John Gibson (4-0)
Last Tie Game:	Oct. 24/02 (2-2 @ VAN)	
Last Shootout:	Jan. 1/16 (2-1 W @ VAN)	
Last Hat Trick:	Michael Grabner Apr. 2/10	None
Most Goals:	8 - Mar. 24/00 VAN 8 vs ANA 1	9 - Jan. 15/14 VAN 1 at ANA 9
Canucks in OT:	2-4-18	
Canucks in SO:	7-2	

ATTENDANCE	GOALTENDER	W GOAL
18,435	Miller/Gibson	Ryan Getzlaf
18,570	Markstrom/Andersen	Alex Burrows

ATTENDANCE	GOALTENDER	W GOAL
16,331	Markstrom/Gibson	Emerson Etem
14,006	Miller, Markstrom/Gibson	Shawn Horcoff
17,174	Miller/Andersen	Alex Burrows

SHOTS BY PERIOD	1st	2nd	3rd	OT	TOTAL
CANUCKS	38	44	36	6	124
DUCKS	50	48	56	2	156

DUCKS

Power Play: 3-11	27.3%	Penalty Killing: 13-14	92.9%
------------------	-------	------------------------	-------

DUCKS

	GP	G	A	P	+/-	PIM	PP	SH
Sami Vatanen	5	2	2	4	1	0	1	0
Andrew Coglianò	5	0	4	4	2	2	0	0
Rickard Rakell	4	2	1	3	2	0	1	0
Ryan Getzlaf	5	1	2	3	E	4	0	0
Ryan Kesler	5	1	2	3	1	8	1	0
Mike Santorelli	4	0	3	3	1	0	0	0
Josh Manson	4	2	0	2	-1	0	0	0
Jakob Silfverberg	5	1	1	2	E	2	0	0
Corey Perry	5	1	0	1	E	4	0	0
Kevin Bielska	4	1	0	1	3	0	0	0
Shawn Horcoff	4	1	0	1	1	2	0	0
Nate Thompson	3	1	0	1	E	0	0	0
Cam Fowler	4	0	1	1	1	0	0	0
Chris Stewart	4	0	1	1	E	6	0	0
Carl Hagelin	3	0	1	1	1	0	0	0
Nick Ritchie	2	0	1	1	1	0	0	0
Chris Wagner	1	0	1	1	1	0	0	0
Hampus Lindholm	4	0	0	0	1	0	0	0
Patrick Maroon	4	0	0	0	E	0	0	0
Clayton Stoner	4	0	0	0	E	5	0	0
Simon Despres	2	0	0	0	1	0	0	0
Ryan Garbutt	2	0	0	0	E	0	0	0
Shea Theodore	2	0	0	0	1	0	0	0
Korbinian Holzer	1	0	0	0	1	0	0	0
Jamie McGinn	1	0	0	0	-1	0	0	0
David Perron	1	0	0	0	2	4	0	0
Brandon Pirri	1	0	0	0	E	0	0	0
Jiri Sekac	1	0	0	0	E	2	0	0

DUCKS	GPI	MIN	W-L-O	GA	SA	SV	GAA	SV%
John Gibson	3	178	2-1-0	5	74	69	1.69	.932
Frederik Andersen	2	130	0-0-2	2	50	48	0.92	.960



2015.16 SEASON SUMMARY

3 WINS

1 LOSS

0 OT

AT VANCOUVER

Mar. 9, 2016	Canucks 3	Coyotes 2 (OT)
Jan. 4, 2016	Canucks 2	Coyotes 3

AT ARIZONA

Feb. 10, 2016	Canucks 2	Coyotes 1
Oct. 30, 2015	Canucks 4	Coyotes 3

GOALS BY PERIOD

	1st	2nd	3rd	OT	TOTAL
CANUCKS	4	5	1	1	11
COYOTES	0	7	2	0	9

CANUCKS

Power Play: 2-14 14.3% Penalty Killing: 6-9 66.7%

CANUCKS

	GP	G	A	P	+/-	PIM	PP	SH
Luca Sbisa	3	1	2	3	1	0	0	0
Jake Virtanen	3	1	2	3	2	0	0	0
Henrik Sedin	3	0	3	3	2	0	0	0
Chris Tanev	3	0	3	3	3	0	0	0
Daniel Sedin	4	2	0	2	2	0	1	0
Jared McCann	4	1	1	2	2	0	0	0
Radim Vrbata	4	1	1	2	-1	2	0	0
Alex Burrows	4	1	0	1	E	0	0	0
Bo Horvat	4	1	0	1	-2	2	1	0
Jannik Hansen	3	1	0	1	2	0	0	0
Brendan Gaunce	2	1	0	1	E	0	0	0
Markus Granlund	1	1	0	1	2	0	0	0
Ben Hutton	4	0	1	1	E	0	0	0
Adam Cracknell	3	0	1	1	2	0	0	0
Yannick Weber	3	0	1	1	-2	0	0	0
Sven Baertschi	2	0	1	1	0	0	0	0
Alex Edler	2	0	1	1	2	0	0	0
Dan Hamhuis	2	0	1	1	1	0	0	0
Matt Bartkowski	4	0	0	0	E	2	0	0
Alex Biega	3	0	0	0	1	4	0	0
Derek Dorsett	3	0	0	0	-1	2	0	0
Linden Vey	3	0	0	0	E	0	0	0
Emerson Etem	2	0	0	0	1	0	0	0
Chris Higgins	1	0	0	0	-2	0	0	0
Ronalds Kenins	1	0	0	0	E	0	0	0
Brandon Sutter	1	1	0	0	E	-1	0	0

CANUCKS

	GPI	MIN	W-L-O	GA	SA	SV	GAA	SV%
Ryan Miller	1	60	1-0-0	1	34	33	1.00	.971
Jacob Markstrom	2	121	1-1-0	5	63	58	2.49	.921
Richard Bachman	1	60	1-0-0	3	31	28	3.01	.903

LAST

	VANCOUVER	ARIZONA
Last Home Win:	Mar. 9/16 (3-2 OT)	Mar. 5/15 (3-2 SO)
Last Road Win:	Feb. 10/16 (2-1)	Jan. 4/16 (3-2)
Last Shutout:	Apr. 9/15	Nov. 14/14
	Eddie Lack (5-0)	Devan Dubnyk (5-0)
Last Tie Game:	Oct. 26/03 (3-3 @ VAN)	
Last Shootout:	Mar. 5/15 (2-3 L @ ARI)	
Last Hat Trick:	Alex Burrows	Martin Hanzal
	Jan. 7/10	Nov. 14, 2014
Most Goals:	10 - Mar. 27/81	8 - Twice
	VAN 10 @ WPG 2	
Canucks in OT:	8-4-22	
Canucks in SO:	2-5	

ATTENDANCE

18,374	Markstrom/Domingue	Markus Granlund
18,377	Markstrom/Domingue	Shane Doan

GOALTENDER

12,255	Miller/Domingue	Jannik Hansen
12,166	Bachman/Lindback	Daniel Sedin

W GOAL

Markus Granlund
Shane Doan

ATTENDANCE

12,255	Miller/Domingue	Jannik Hansen
12,166	Bachman/Lindback	Daniel Sedin

GOALTENDER

12,255	Miller/Domingue	Jannik Hansen
12,166	Bachman/Lindback	Daniel Sedin

W GOAL

Jannik Hansen
Daniel Sedin

SHOTS BY PERIOD

	1st	2nd	3rd	OT	TOTAL
CANUCKS	43	40	29	4	116
COYOTES	42	48	36	2	128

COYOTES

Power Play: 3-9 33.3% Penalty Killing: 12-14 85.7%

COYOTES

	GP	G	A	P	+/-	PIM	PP	SH
Tobias Rieder	4	2	2	4	E	0	1	0
Antoine Vermette	4	0	3	3	1	6	0	0
Shane Doan	4	2	0	2	E	8	1	0
Max Domi	4	1	1	2	-2	4	0	0
Anthony Duclair	4	0	2	2	1	0	0	0
Alex Tanguay	1	0	2	2	1	0	0	0
Kevin Connauton	2	1	0	1	E	0	0	0
Martin Hanzal	2	1	0	1	-1	0	1	0
Laurent Dauphin	1	1	0	1	1	2	0	0
Steve Downie	1	1	0	1	1	0	0	0
Nicklas Grossmann	4	0	1	1	-1	4	0	0
Connor Murphy	4	0	1	1	E	2	0	0
Brad Richardson	4	0	1	1	E	0	0	0
Michael Stone	4	0	1	1	E	0	0	0
Mikkel Boedker	3	0	1	1	-2	0	0	0
Oliver Ekman-Larsson	0	1	1	E	0	0	0	0
Tyler Gaudet	2	0	1	1	E	0	0	0
Klas Dahlbeck	4	0	0	0	-2	0	0	0
Jordan Martinook	4	0	0	0	-1	0	0	0
Kyle Chipchura	3	0	0	0	-3	0	0	0
Boyd Gordon	3	0	0	0	-1	0	0	0
Zbynek Michalek	3	0	0	0	-2	2	0	0
Viktor Tikhonov	2	0	0	0	-2	0	0	0
Stefan Elliott	1	0	0	0	E	0	0	0
Sergei Plotnikov	1	0	0	0	E	0	0	0

COYOTES

	GPI	MIN	W-L-O	GA	SA	SV	GAA	SV%
Louis Domingue	3	180	1-1-1	7	94	87	2.33	.926
Anders Lindback	1	54	0-1-0	2	19	17	2.23	.895
Mike Smith	1	4	0-0-0	2	3	1	27.07	.333

*The Phoenix Coyotes were renamed the Arizona Coyotes, beginning in the 2014.15 NHL season.



BOSTON BRUINS

2015.16 SEASON SUMMARY

1 WIN

1 LOSS

0 OT

AT VANCOUVER

Dec. 5, 2015 Canucks 0 Bruins 4

AT BOSTON

Jan. 21, 2016 Canucks 4 Bruins 2

GOALS BY PERIOD	1st	2nd	3rd	OT	TOTAL
CANUCKS	1	0	3	-	4
BRUINS	2	2	2	-	6

CANUCKS

Power Play: 0-3 0.0% Penalty Killing: 1-1 100.0%

CANUCKS	GP	G	A	P	+/-	PIM	PP	SH
Daniel Sedin	2	2	0	2	1	0	0	0
Linden Vey	1	0	2	2	2	0	0	0
Alex Burrows	2	1	0	1	-1	0	0	0
Sven Baertschi	1	1	0	1	E	0	0	0
Derek Dorsett	2	0	1	1	1	21	0	0
Alexander Edler	2	0	1	1	1	0	0	0
Jannik Hansen	2	0	1	1	-1	0	0	0
Bo Horvat	2	0	1	1	E	0	0	0
Chris Tanev	2	0	1	1	-1	0	0	0
Radim Vrbata	2	0	1	1	-2	0	0	0
Matt Bartkowski	2	0	0	0	-1	0	0	0
Ben Hutton	2	0	0	0	-2	0	0	0
Jared McCann	2	0	0	0	-3	0	0	0
Alex Biega	1	0	0	0	-1	0	0	0
Adam Cracknell	1	0	0	0	E	0	0	0
Emerson Etem	1	0	0	0	1	0	0	0
Dan Hamhuis	1	0	0	0	E	0	0	0
Chris Higgins	1	0	0	0	-3	0	0	0
Ronalds Kenins	1	0	0	0	E	0	0	0
Brandon Prust	1	0	0	0	E	10	0	0
Luca Sbisa	1	0	0	0	2	0	0	0
Henrik Sedin	1	0	0	0	-1	0	0	0
Jake Virtanen	1	0	0	0	E	0	0	0
Yannick Weber	1	0	0	0	-2	0	0	0
Michael Zalewski	1	0	0	0	E	0	0	0

CANUCKS	GPI	MIN	W-L-O	GA	SA	SV	GAA	SV%
Jacob Markstrom	2	120	1-1-0	6	52	46	3.00	.885

LAST

VANCOUVER

Last Home Win: Feb. 13/15 (5-2)
 Last Road Win: Jan. 21/16 (4-2)
 Last Shutout: Jan. 15/96
 Corey Hirsch (6-0)
 Mar. 15/01 (2-2 @ BOS)
 Feb. 6/10 (3-2 W @ BOS)
 Shawn Matthias
 Feb. 13/15
 7 - Oct. 15/89
 VAN 7 vs BOS 6

BOSTON

Feb. 4/14 (3-1)
 Dec. 5/15 (4-0)
 Dec. 5/15
 Tuukka Rask (4-0)
 Adam Oates
 Mar. 4/93
 9 - Feb. 10/72
 VAN 1 @ BOS 9

Canucks in OT: 3-5-9
 Canucks in SO: 1-0

ATTENDANCE	GOALTENDER	W GOAL
18,570	Markstrom/Rask	Brad Marchand

ATTENDANCE	GOALTENDER	W GOAL
17,565	Markstrom/Rask	Daniel Sedin

SHOTS BY PERIOD	1st	2nd	3rd	OT	TOTAL
CANUCKS	9	19	16	-	44
BRUINS	16	20	16	-	52

BRUINS

Power Play: 0-1 0.0% Penalty Killing: 3-3 100.0%

BRUINS	GP	G	A	P	+/-	PIM	PP	SH
Brad Marchand	2	2	0	2	2	0	0	0
Landon Ferraro	2	1	1	2	2	0	0	0
Patrice Bergeron	2	0	2	2	1	0	0	0
Torey Krug	2	1	0	1	2	0	0	0
Jimmy Hayes	1	1	0	1	-1	0	0	0
Tyler Randell	1	1	0	1	1	10	0	0
Zdeno Chara	2	0	1	1	E	0	0	0
David Krejci	2	0	1	1	E	0	0	0
Kevan Miller	2	0	1	1	1	0	0	0
Joe Morrow	2	0	1	1	E	0	0	0
Zac Rinaldo	2	0	1	1	1	13	0	0
Ryan Spooner	2	0	1	1	-2	0	0	0
David Pastrnak	1	0	1	1	E	0	0	0
Matt Beleskey	2	0	0	0	-1	0	0	0
Brett Connolly	2	0	0	0	1	2	0	0
Loui Eriksson	2	0	0	0	1	0	0	0
Zach Trotman	2	0	0	0	E	0	0	0
Joonas Kemppainen	1	0	0	0	E	0	0	0
Adam McQuaid	1	0	0	0	E	0	0	0
Dennis Seidenberg	1	0	0	0	1	0	0	0
Max Talbot	1	0	0	0	E	0	0	0
Frank Vatrano	1	0	0	0	E	0	0	0

BRUINS	GPI	MIN	W-L-O	GA	SA	SV	GAA	SV%
Tuukka Rask	2	118	1-1-0	3	43	40	1.52	.930



TM

2015.16 SEASON SUMMARY

1 WIN

1 LOSS

0 OT

AT VANCOUVER

Dec. 7, 2015 Canucks 5 Sabres 2

AT BUFFALO

Nov. 7, 2015 Canucks 2 Sabres 3

GOALS BY PERIOD	1st	2nd	3rd	OT	TOTAL
CANUCKS	2	3	2	-	7
SABRES	1	2	2	-	5

CANUCKS

Power Play: 1-8 12.5% Penalty Killing: 4-5 80.0%

CANUCKS	GP	G	A	P	+/-	PIM	PP	SH
Radim Vrbata	2	3	0	3	2	0	0	0
Daniel Sedin	2	0	3	3	E	2	0	0
Henrik Sedin	2	2	0	2	-1	0	1	0
Chris Higgins	2	1	1	2	2	0	0	0
Brandon Prust	1	1	1	2	1	0	0	0
Ben Hutton	2	0	2	2	-1	0	0	0
Adam Cracknell	1	0	2	2	2	0	0	0
Derek Dorsett	2	0	1	1	2	5	0	0
Alexander Edler	2	0	1	1	1	0	0	0
Dan Hamhuis	2	0	1	1	2	0	0	0
Sven Baertschi	2	0	0	0	-1	0	0	0
Matt Bartkowski	2	0	0	0	E	0	0	0
Alex Burrows	2	0	0	0	E	4	0	0
Jannik Hansen	2	0	0	0	-2	2	0	0
Bo Horvat	2	0	0	0	-1	0	0	0
Jared McCann	2	0	0	0	2	0	0	0
Chris Tanev	2	0	0	0	1	0	0	0
Alex Biega	1	0	0	0	2	0	0	0
Brandon Sutter	1	0	0	0	E	0	0	0
Jake Virtanen	1	0	0	0	E	4	0	0
Yannick Weber	1	0	0	0	-1	0	0	0

CANUCKS	GPI	MIN	W-L-O	GA	SA	SV	GAA	SV%
Ryan Miller	2	120	1-1-0	5	56	51	2.51	.911

LAST

	VANCOUVER	BUFFALO
Last Home Win:	Dec. 7/15 (5-2)	Nov. 7/15 (3-2)
Last Road Win:	Oct. 17/13 (3-0)	Mar. 3/12 (5-3)
Last Shutout:	Oct. 17/13 Roberto Luongo (3-0)	Feb. 28/99 Dwayne Roloson (2-0)
Last Tie Game:	Oct. 29/02 (1-1 @ VAN)	
Last Shootout:	Jan. 19/07 (4-3 L @ BUF)	
Last Hat Trick:	Radim Vrbata Dec. 7/15	Steve Heinze Mar. 16/01
Most Goals:	9 - Nov. 19/72 VAN 9 vs BUF 5	8 - Jan. 8/76 VAN 5 @ BUF 8
Canucks in OT:	1-1-6	
Canucks in SO:	0-1	

ATTENDANCE 18,278 **GOALTENDER** Miller/Ullmark **W GOAL** Brandon Prust

ATTENDANCE 19,070 **GOALTENDER** Miller/Ullmark **W GOAL** Rasmus Ristolainen

SHOTS BY PERIOD	1st	2nd	3rd	OT	TOTAL
CANUCKS	26	22	20	-	68
SABRES	13	20	23	-	56

SABRES

Power Play: 1-5 20.0% Penalty Killing: 7-8 87.5%

SABRES	GP	G	A	P	+/-	PIM	PP	SH
Rasmus Ristolainen	2	2	0	2	-1	0	1	0
Brian Gionta	2	1	1	2	-2	0	0	0
Jamie McGinn	2	1	1	2	2	2	0	0
Jack Eichel	2	0	2	2	E	0	0	0
Sam Reinhart	2	1	0	1	1	0	0	0
Marcus Foligno	2	0	1	1	-2	0	0	0
Ryan O'Reilly	2	0	1	1	1	0	0	0
Tyler Ennis	1	0	1	1	E	0	0	0
Mark Pysyk	1	0	1	1	E	0	0	0
Nicolas Deslauriers	2	0	0	0	-2	2	0	0
Cody Franson	2	0	0	0	E	0	0	0
Zemgus Girgensons	2	0	0	0	E	0	0	0
Josh Gorges	2	0	0	0	-1	0	0	0
Johan Larsson	2	0	0	0	1	0	0	0
David Legwand	2	0	0	0	-3	4	0	0
Matt Moulson	2	0	0	0	-1	0	0	0
Mike Weber	2	0	0	0	1	7	0	0
Zach Bogosian	1	0	0	0	-1	2	0	0
Carlo Colaiacovo	1	0	0	0	-1	0	0	0
Evander Kane	1	0	0	0	-1	4	0	0
Jake McCabe	1	0	0	0	-1	0	0	0

SABRES	GPI	MIN	W-L-O	GA	SA	SV	GAA	SV%
Linus Ullmark	2	120	1-1-0	7	68	61	3.50	.897



CALGARY FLAMES

2015.16 SEASON SUMMARY

1 WIN

3 LOSSES

1 OT

AT VANCOUVER

Feb. 6, 2016	Canucks 1	Flames 4
Oct. 10, 2015	Canucks 2	Flames 3 (OT)

AT CALGARY

Apr. 7, 2016	Canucks 3	Flames 7
Feb. 19, 2016	Canucks 2	Flames 5
Oct. 7, 2015	Canucks 5	Flames 1

GOALS BY PERIOD	1st	2nd	3rd	OT	TOTAL
CANUCKS	6	4	3	0	13
FLAMES	4	8	7	1	20

CANUCKS

Power Play: 2-15	13.3%	Penalty Killing: 9-12	75.0%
------------------	-------	-----------------------	-------

CANUCKS	GP	G	A	P	+/-	PIM	PP	SH
Daniel Sedin	4	1	3	4	1	2	0	0
Alex Burrows	4	1	2	3	E	2	0	0
Jannik Hansen	4	1	2	3	2	0	0	0
Brandon Sutter	3	1	1	2	E	0	0	0
Ben Hutton	4	0	2	2	-3	0	0	0
Bo Horvat	4	1	0	1	-4	0	1	0
Henrik Sedin	4	1	0	1	1	2	0	0
Adam Cracknell	3	1	0	1	-1	2	0	0
Jared McCann	3	1	0	1	E	0	0	0
Emerson Etem	2	1	0	1	-1	0	0	0
Jake Virtanen	2	1	0	1	E	0	0	0
Sven Baertschi	4	0	1	1	-2	0	0	0
Dan Hamhuis	4	0	1	1	-3	0	0	0
Chris Tanev	4	0	1	1	2	0	0	0
Brandon Prust	2	0	1	1	1	15	0	0
Linden Vey	1	0	1	1	-1	0	0	0
Matt Bartkowski	4	0	0	0	-2	6	0	0
Derek Dorsett	4	0	0	0	-2	27	0	0
Luca Sbisa	4	0	0	0	E	7	0	0
Radim Vrbata	4	0	0	0	-4	2	0	0
Alex Edler	2	0	0	0	1	2	0	0
Alex Biega	1	0	0	0	-1	0	0	0
Yannick Weber	1	0	0	0	1	0	0	0

CANUCKS	GPI	MIN	W-L-O	GA	SA	SV	GAA	SV%
Ryan Miller	4	241	1-2-1	13	139	126	3.24	.906
Jacob Markstrom	1	60	0-1-0	5	33	28	5.00	.848

LAST

	VANCOUVER	CALGARY
Last Home Win:	Dec. 20/14 (3-2 OT)	Apr. 7/16 (7-3)
Last Road Win:	Oct. 7/15 (5-1)	Feb. 6/16 (4-1)
Last Shutout:	Dec. 29/13	Jan. 10/15
	Eddie Lack (2-0)	Joni Ortio (1-0)
Last Tie Game:	Nov. 29/03 (4-4 @ CGY)	
Last Shootout:	Jan. 18/14 (3-2 W @ VAN)	
Last Hat Trick:	Mason Raymond	Mike Cammalleri
	Dec. 1/10	Nov. 27/09
Most Goals:	11 - Mar. 1/92	12 - Mar. 12/75
	VAN 11 vs CGY 0	VAN 4 @ ATL 12
Canucks in OT:	11-9-34	
Canucks in SO:	3-4	

ATTENDANCE	GOALTENDER	W GOAL
18,570	Miller/Hiller	Sean Monahan
18,570	Miller/Hiller	Johny Gaudreau

ATTENDANCE	GOALTENDER	W GOAL
19,289	Miller/Ortio	Joe Colborne
19,289	Markstrom/Hiller	Michael Frolik
19,289	Miller/Ramo	Brandon Sutter

SHOTS BY PERIOD	1st	2nd	3rd	OT	TOTAL
CANUCKS	54	56	52	2	164
FLAMES	56	55	62	1	174

FLAMES

Power Play: 3-12	25.0%	Penalty Killing: 13-15	86.7%
------------------	-------	------------------------	-------

FLAMES	GP	G	A	P	+/-	PIM	PP	SH
Johnny Gaudreau	4	1	4	5	3	0	0	0
TJ Brodie	2	0	5	5	5	0	0	0
Mikael Backlund	4	2	2	4	2	0	0	0
Michael Frolik	4	2	2	4	5	2	0	0
Jiri Hudler	4	1	3	4	3	2	0	0
Sean Monahan	4	2	1	3	1	0	0	0
Sam Bennett	4	1	1	2	E	2	0	0
Joe Colborne	1	1	1	2	3	0	0	0
Mark Giordano	4	1	0	1	1	0	0	0
Dougie Hamilton	4	1	0	1	-3	4	1	0
Josh Jooris	3	1	0	1	-2	2	0	0
Lance Bouma	4	0	1	1	-2	0	0	0
Matt Stajan	4	0	1	1	2	10	0	0
Dennis Wideman	2	0	1	1	1	4	0	0
Jakub Nakladal	1	0	1	1	2	0	0	0
Deryk Engelland	4	0	0	0	-3	14	0	0
Micheal Ferland	4	0	0	0	-3	14	0	0
David Jones	4	0	0	0	-3	0	0	0
Brandon Bollig	3	0	0	0	E	17	0	0
Kris Russell	3	0	0	0	1	0	0	0
Brett Kulak	2	0	0	0	-1	0	0	0
Mason Raymond	1	0	0	0	-1	0	0	0
Ladislav Smid	1	0	0	0	E	0	0	0
Tyler Wotherspoon	1	0	0	0	2	0	0	0

FLAMES	GPI	MIN	W-L-O	GA	SA	SV	GAA	SV%
Jonas Hiller	3	183	3-0-0	5	93	88	1.64	.946
Joni Ortio	1	59	1-0-0	3	27	24	3.03	.889
Karri Ramo	1	60	0-1-0	5	44	39	5.00	.886



CAROLINA HURRICANES

2015.16 SEASON SUMMARY

2 WINS

0 LOSSES

0 OT

AT VANCOUVER

Jan. 6, 2016 Canucks 3 Hurricanes 2

AT CAROLINA

Jan. 15, 2016 Canucks 3 Hurricanes 2 (OT)

GOALS BY PERIOD

	1st	2nd	3rd	OT	TOTAL
CANUCKS	1	2	2	1	6
HURRICANES	1	1	2	0	4

CANUCKS

Power Play: 1-5 20.0% Penalty Killing: 4-5 80.0%

CANUCKS

	GP	G	A	P	+/-	PIM	PP	SH
Bo Horvat	2	4	0	4	2	0	1	0
Sven Baertschi	2	1	1	2	1	0	0	0
Linden Vey	2	1	1	2	1	0	0	0
Matt Bartkowski	2	0	2	2	E	0	0	0
Chris Tanev	2	0	2	2	3	0	0	0
Alex Biega	2	0	1	1	-2	0	0	0
Adam Cracknell	2	0	1	1	1	0	0	0
Radim Vrba	2	0	1	1	1	0	0	0
Taylor Fedun	1	0	1	1	1	0	0	0
Alex Burrows	2	0	0	0	1	0	0	0
Alex Edler	2	0	0	0	2	2	0	0
Ben Hutton	2	0	0	0	-1	0	0	0
Jared McCann	2	0	0	0	E	2	0	0
Brandon Prust	2	0	0	0	E	2	0	0
Henrik Sedin	2	0	0	0	-1	0	0	0
Daniel Sedin	2	0	0	0	-1	0	0	0
Derek Dorsett	1	0	0	0	-1	0	0	0
Emerson Etem	1	0	0	0	1	0	0	0
Jannik Hansen	1	0	0	0	E	0	0	0
Jake Virtanen	1	0	0	0	1	4	0	0
Yannick Weber	1	0	0	0	E	0	0	0

CANUCKS

Jacob Markstrom 2 123 2-0-0 4 68 64 1.95 .941

LAST

	VANCOUVER	CAROLINA
Last Home Win:	Jan. 6/16 (3-2)	Dec. 15/11 (4-3)
Last Road Win:	Jan. 15/16 (3-2 OT)	Oct. 15/99 (4-1)
Last Shutout:	Jan. 16/15 Ryan Miller (3-0)	Jan. 16/96 Sean Burke (3-0)
Last Tie Game:	Nov. 24/99 (1-1 @ CAR)	
Last Shootout:	None	
Last Hat Trick:	Tony Tanti Jan. 15/84	Erik Cole Dec. 5/09
Most Goals:	8 - Twice	7 - Mar. 29/87 VAN 4 @ HAR 7
Canucks in OT:	7-0-6	
Canucks in SO:	0-0	

ATTENDANCE

18,364 Markstrom/Lack Bo Horvat

ATTENDANCE

11,657 Markstrom/Ward Bo Horvat

SHOTS BY PERIOD

	1st	2nd	3rd	OT	TOTAL
CANUCKS	14	12	13	4	43
HURRICANES	11	32	24	1	68

HURRICANES

Power Play: 1-5 20.0% Penalty Killing: 4-5 80.0%

HURRICANES

	GP	G	A	P	+/-	PIM	PP	SH
Jordan Staal	2	1	2	3	2	2	0	0
John-Michael Liles	2	2	0	2	2	0	0	1
Kris Versteeg	2	1	0	1	1	0	1	0
Noah Hanifin	2	0	1	1	-1	2	0	0
Andrej Nestrasil	2	0	1	1	1	0	0	0
Victor Rask	2	0	1	1	-1	0	0	0
Jacob Slavin	2	0	1	1	-2	2	0	0
Justin Faulk	2	0	0	0	1	0	0	0
Ron Hainsey	2	0	0	0	-3	0	0	0
Elias Lindholm	2	0	0	0	-2	2	0	0
Brad Malone	2	0	0	0	-1	0	0	0
Jay McClement	2	0	0	0	-1	2	0	0
Riley Nash	2	0	0	0	-1	0	0	0
Joakim Nordstrom	2	0	0	0	1	0	0	0
Jeff Skinner	2	0	0	0	-3	0	0	0
Eric Staal	2	0	0	0	E	0	0	0
Nathan Gerbe	1	0	0	0	E	0	0	0
Michal Jordan	1	0	0	0	-1	0	0	0
Brett Pesce	1	0	0	0	E	0	0	0
Chris Terry	1	0	0	0	-1	0	0	0

HURRICANES

Cam Ward 1 63 0-0-1 3 22 19 2.84 .864
Eddie Lack 1 59 0-1-0 3 21 18 3.04 .857



CANUCKS

PLAYERS

IN THE SYSTEM

2015.16 REVIEW

OPPONENTS

HISTORY

ALL TIME RECORDS

PLAYOFFS

NHL

MEDIA SERVICES

CHICAGO BLACKHAWKS

2015.16 SEASON SUMMARY

1 WIN

2 LOSSES

0 OT

AT VANCOUVER

Mar. 27, 2016	Canucks 2	Blackhawks 3
Nov. 21, 2015	Canucks 6	Blackhawks 3

AT CHICAGO

Dec. 13, 2015	Canucks 0	Blackhawks 4
---------------	-----------	--------------

GOALS BY PERIOD

	1st	2nd	3rd	OT	TOTAL
CANUCKS	2	2	4	-	8
BLACKHAWKS	4	0	6	-	10

CANUCKS

Power Play: 3-9	33.3%	Penalty Killing: 3-5	60.0%
-----------------	-------	----------------------	-------

CANUCKS

	GP	G	A	P	+/-	PIM	PP	SH
Henrik Sedin	3	1	4	5	2	2	1	0
Daniel Sedin	3	3	1	4	2	0	1	0
Alexandre Burrows	3	2	0	2	-1	0	1	0
Jannik Hansen	3	1	1	2	1	2	0	0
Bo Horvat	3	0	2	2	-2	0	0	0
Alexander Edler	2	0	2	2	E	0	0	0
Emerson Etem	1	0	2	2	E	0	0	0
Sven Baertschi	3	1	0	1	-1	0	0	0
Matt Bartkowski	3	0	1	1	-2	4	0	0
Dan Hamhuis	2	0	1	1	-2	0	0	0
Linden Vey	1	0	1	1	E	0	0	0
Chris Higgins	3	0	0	0	-1	2	0	0
Jared McCann	3	0	0	0	-2	0	0	0
Yannick Weber	3	0	0	0	-4	0	0	0
Alex Biega	2	0	0	0	1	0	0	0
Adam Cracknell	2	0	0	0	-3	0	0	0
Derek Dorsett	2	0	0	0	-2	0	0	0
Ben Hutton	2	0	0	0	-1	0	0	0
Brandon Prust	2	0	0	0	-2	5	0	0
Christopher Tanev	2	0	0	0	1	0	0	0
Jake Virtanen	2	0	0	0	-1	0	0	0
Brendan Gaunce	1	0	0	0	E	0	0	0
Luca Sbisa	1	0	0	0	E	2	0	0
Nikita Tryamkin	1	0	0	0	1	0	0	0
Radim Vrbata	1	0	0	0	E	0	0	0

CANUCKS	GPI	MIN	W-L-O	GA	SA	SV	GAA	SV%
Ryan Miller	3	177	1-2-0	9	90	81	3.06	.900

LAST

Last Home Win:

Last Road Win:

Last Shutout:

Last Tie Game:

Last Shootout:

Last Hat Trick:

Most Goals:

Canucks in OT:

Canucks in SO:

VANCOUVER

Nov. 21/15 (6-3)

Feb. 11/15 (5-4 OT)

Dec. 3/10

Roberto Luongo (3-0)

Nov. 28/01 (3-3 @ CHI)

Dec. 20/13 (3-2 W @ CHI)

Daniel Sedin

Nov. 21/15

7 - Twice

8-5-13

5-2

CHICAGO

Dec. 13/15 (4-0)

Nov. 21/15 (6-3)

Dec. 13/15

Corey Crawford (4-0)

Tyler Amason

Mar. 19/04

9 - Three times

ATTENDANCE

18,570

18,570

GOALTENDER

Miller/Darling

Miller/Crawford

W GOAL

Andrew Ladd

Daniel Sedin

ATTENDANCE

21,711

GOALTENDER

Miller/Crawford

W GOAL

Duncan Keith

SHOTS BY PERIOD

	1st	2nd	3rd	OT	TOTAL
CANUCKS	22	25	31	-	78
BLACKHAWKS	28	31	32	-	91

BLACKHAWKS

Power Play: 2-5	40.0%	Penalty Killing: 6-9	66.7%
-----------------	-------	----------------------	-------

BLACKHAWKS

	GP	G	A	P	+/-	PIM	PP	SH
Jonathan Toews	3	1	2	3	1	6	1	0
Patrick Kane	3	0	3	3	-1	2	0	0
Trevor Daley	2	0	3	3	2	2	0	0
Andrew Shaw	3	1	1	2	3	2	0	0
Dennis Rasmussen	2	1	1	2	3	0	0	0
Niklas Hjalmarsson	3	0	2	2	1	2	0	0
Trevor van Riemsdyk	3	0	2	2	1	0	0	0
Duncan Keith	3	1	0	1	-1	0	1	0
Artem Anisimov	2	1	0	1	-1	0	0	0
Brandon Mashinter	2	1	0	1	1	5	0	0
Teuvo Teravainen	2	1	0	1	E	0	0	0
Tomas Fleischmann	1	1	0	1	2	0	0	0
Ryan Garbutt	1	1	0	1	1	2	0	0
Andrew Ladd	1	1	0	1	E	2	0	0
Marian Hossa	3	0	1	1	1	0	0	0
Artemi Panarin	3	0	1	1	-3	0	0	0
Bryan Bickell	1	0	1	1	2	0	0	0
Christian Ehrhoff	1	0	1	1	2	0	0	0
Andrew Desjardins	3	0	0	0	E	0	0	0
Marcus Kruger	3	0	0	0	1	0	0	0
Brent Seabrook	3	0	0	0	1	0	0	0
Marko Dano	1	0	0	0	-1	0	0	0
Tanner Kero	1	0	0	0	-1	0	0	0
Michal Rozsival	1	0	0	0	1	0	0	0
David Rundblad	1	0	0	0	1	0	0	0
Viktor Svedberg	1	0	0	0	-2	0	0	0
Dale Weise	1	0	0	0	1	0	0	0

BLACKHAWKS	GPI	MIN	W-L-O	GA	SA	SV	GAA	SV%
Scott Darling	1	60	1-0-0	2	28	26	2.00	.929
Corey Crawford	2	118	1-1-0	5	49	44	2.53	.898



2015.16 SEASON SUMMARY

2 WINS

1 LOSS

0 OT

AT VANCOUVER

Mar. 16, 2016	Canucks 1	Avalanche 3
Feb. 21, 2016	Canucks 5	Avalanche 1

AT COLORADO

Feb. 9, 2016	Canucks 3	Avalanche 1
--------------	-----------	-------------

GOALS BY PERIOD	1st	2nd	3rd	OT	TOTAL
CANUCKS	3	3	3	-	9
AVALANCHE	1	1	3	-	5

CANUCKS

Power Play: 1-4	25.0%	Penalty Killing: 8-8	100.0%
-----------------	-------	----------------------	--------

CANUCKS	GP	G	A	P	+/-	PIM	PP	SH
Henrik Sedin	3	1	4	5	1	0	0	0
Daniel Sedin	3	0	4	4	1	2	0	0
Ben Hutton	3	0	3	3	2	0	0	0
Jannik Hansen	2	2	0	2	3	0	0	0
Bo Horvat	3	1	1	2	2	2	0	0
Sven Baertschi	3	1	0	1	-1	4	0	0
Matt Bartkowski	3	1	0	1	1	0	0	0
Chris Tanev	3	1	0	1	0	0	0	0
Radim Vrba	3	1	0	1	-1	0	1	0
Adam Cracknell	1	1	0	1	1	0	0	0
Alex Burrows	3	0	1	1	1	0	0	0
Emerson Etem	3	0	1	1	E	2	0	0
Derek Dorsett	2	0	1	1	2	6	0	0
Luca Sbisa	2	0	1	1	1	2	0	0
Nikita Tryamkin	1	0	1	1	E	0	0	0
Dan Hamhuis	3	0	0	0	-1	0	0	0
Jake Virtanen	3	0	0	0	2	0	0	0
Jared McCann	2	0	0	0	-1	0	0	0
Linden Vey	2	0	0	0	E	0	0	0
Alex Biega	1	0	0	0	1	0	0	0
Alex Edler	1	0	0	0	E	0	0	0
Brendan Gaunce	1	0	0	0	E	0	0	0
Alexandre Grenier	1	0	0	0	-1	0	0	0
Andrey Pedan	1	0	0	0	1	2	0	0
Brandon Sutter	1	0	0	0	E	0	0	0

CANUCKS	GPI	MIN	W-L-O	GA	SA	SV	GAA	SV%
Jacob Markstrom	1	60	1-0-0	1	30	29	1.00	.967
Ryan Miller	2	118	1-1-0	4	72	68	2.04	.944

LAST

Last Home Win:	VANCOUVER Feb. 21/16 (5-1)	COLORADO Oct. 24/14 (7-3)
Last Road Win:	Feb. 9/16 (3-1)	Mar. 16/16 (3-1)
Last Shutout:	Jan. 30/13 (3-0) Roberto Luongo (3-0)	Oct. 3/09 Craig Anderson (3-0)
Last Tie Game:	Mar. 3/04 (5-5 @ COL)	
Last Shootout:	Feb. 4/12 (3-2 W @ COL)	
Last Hat Trick:	Daniel Sedin Dec. 6/11	Milan Hejduk Apr. 5/07
Most Goals:	8 - Twice	9 - Three times
Canucks in OT:	6-6-18	
Canucks in SO:	2-5	

ATTENDANCE	GOALTENDER	W GOAL
18,426	Miller/Varlamov	Mikkel Boedker
18,431	Miller/Varlamov	Jannik Hansen

ATTENDANCE	GOALTENDER	W GOAL
14,436	Markstrom/Varlamov	Sven Baertschi

SHOTS BY PERIOD	1st	2nd	3rd	OT	TOTAL
CANUCKS	26	33	27	-	86
AVALANCHE	39	34	29	-	102

AVALANCHE

Power Play: 0-8	0.0%	Penalty Killing: 3-4	75.0%
-----------------	------	----------------------	-------

AVALANCHE	GP	G	A	P	+/-	PIM	PP	SH
Jarome Iginla	3	0	3	3	1	0	0	0
Mikkel Boedker	1	2	0	2	2	0	0	0
Matt Duchene	3	1	1	2	E	0	0	0
Francois Beauchemin	3	1	0	1	-1	6	0	0
Andreas Martinsen	2	1	0	1	E	0	0	0
Mikhail Grigorenko	3	0	1	1	-1	0	0	0
Nathan MacKinnon	3	0	1	1	-1	0	0	0
Alex Tanguay	2	0	1	1	-1	0	0	0
Shawn Matthias	1	0	1	1	E	0	0	0
Tyson Barrie	3	0	0	0	-3	0	0	0
Andrew Bodnarchuk	3	0	0	0	1	0	0	0
Blake Comeau	3	0	0	0	-2	0	0	0
Nick Holden	3	0	0	0	-3	2	0	0
Erik Johnson	3	0	0	0	-3	0	0	0
Cody McLeod	3	0	0	0	E	0	0	0
John Mitchell	3	0	0	0	-2	0	0	0
Carl Soderberg	3	0	0	0	-3	0	0	0
Chris Bigras	2	0	0	0	E	0	0	0
Gabriel Landeskog	2	0	0	0	-1	0	0	0
Jack Skille	2	0	0	0	E	0	0	0
Chris Wagner	2	0	0	0	-1	0	0	0
Eric Gelinas	1	0	0	0	2	0	0	0

AVALANCHE	GPI	MIN	W-L-O	GA	SA	SV	GAA	SV%
Semyon Varlamov	3	174	1-2-0	8	85	77	2.75	.906



COLUMBUS BLUE JACKETS

2015.16 SEASON SUMMARY

1 WIN

0 LOSSES

1 OT

AT VANCOUVER

Feb. 4, 2016 Canucks 1 Blue Jackets 2 (SO)

AT COLUMBUS

Nov. 10, 2015 Canucks 5 Blue Jackets 3

GOALS BY PERIOD	1st	2nd	3rd	OT	TOTAL
CANUCKS	3	0	3	0	6
BLUE JACKETS	2	0	2	0	4

CANUCKS

Power Play: 1-6 16.7% Penalty Killing: 3-6 50.0%

CANUCKS	GP	G	A	P	+/-	PIM	PP	SH
Jannik Hansen	2	1	3	4	5	0	0	0
Daniel Sedin	2	1	3	4	3	0	0	0
Henrik Sedin	2	2	1	3	3	0	0	0
Brandon Sutter	2	1	0	1	1	2	0	0
Linden Vey	1	1	0	1	E	0	1	0
Sven Baertschi	2	0	1	1	1	2	0	0
Matt Bartkowski	2	0	1	1	2	2	0	0
Bo Horvat	2	0	1	1	E	0	0	0
Ben Hutton	2	0	1	1	2	0	0	0
Alex Burrows	2	0	0	0	-1	0	0	0
Derek Dorsett	2	0	0	0	E	0	0	0
Alexander Edler	2	0	0	0	2	0	0	0
Jared McCann	2	0	0	0	E	4	0	0
Chris Tanev	2	0	0	0	2	0	0	0
Radim Vrbata	2	0	0	0	-1	0	0	0
Alex Biega	1	0	0	0	E	0	0	0
Adam Cracknell	1	0	0	0	E	0	0	0
Emerson Etem	1	0	0	0	E	0	0	0
Dan Hamhuis	1	0	0	0	1	0	0	0
Chris Higgins	1	0	0	0	E	0	0	0
Luca Sbisa	1	0	0	0	E	0	0	0
Yannick Weber	1	0	0	0	E	0	0	0

CANUCKS	GPI	MIN	W-L-O	GA	SA	SV	GAA	SV%
Jacob Markstrom	1	60	1-0-0	3	45	42	3.00	.933
Ryan Miller	1	65	0-0-1	1	28	27	0.92	.964

LAST

	VANCOUVER	COLUMBUS
Last Home Win:	Nov. 22/13 (6-2)	Oct. 20/13 (3-1)
Last Road Win:	Nov. 10/15 (5-3)	Feb. 4/16 (2-1 SO)
Last Shutout:	Nov. 28/14 Ryan Miller (5-0)	Mar. 26/13 Sergei Bobrovsky (1-0)
Last Tie Game:	Feb. 5/03 (4-4 @ CBJ)	
Last Shootout:	Feb. 4/16 (2-1 L @ VAN)	
Last Hat Trick:	Ryan Kesler Dec. 15/10	None
Most Goals:	7 - Twice	6 - Four times
Canucks in OT:	4-3-7	
Canucks in SO:	3-4	

ATTENDANCE 18,199 GOALTENDER Miller/Korpisalo W GOAL Alexander Wennberg

ATTENDANCE 14,148 GOALTENDER Markstrom/Bobrovsky W GOAL Brandon Sutter

SHOTS BY PERIOD	1st	2nd	3rd	OT	TOTAL
CANUCKS	23	14	27	4	68
BLUE JACKETS	20	29	23	1	73

BLUE JACKETS

Power Play: 3-6 50.0% Penalty Killing: 5-6 83.3%

BLUE JACKETS	GP	G	A	P	+/-	PIM	PP	SH
Cam Atkinson	2	1	1	2	E	2	0	1
Scott Hartnell	2	1	1	2	-2	0	1	0
Boone Jenner	2	1	1	2	-3	0	1	0
Ryan Johansen	1	0	2	2	-2	2	0	0
Jack Johnson	2	1	0	1	-3	4	1	0
Ryan Murray	2	0	1	1	-2	0	0	0
David Savard	1	0	1	1	-1	0	0	0
Matt Calvert	2	0	0	0	1	0	0	0
Gregory Campbell	2	0	0	0	E	0	0	0
Brandon Dubinsky	2	0	0	0	-2	0	0	0
Nick Foligno	2	0	0	0	-3	0	0	0
Cody Goloubef	2	0	0	0	-1	2	0	0
William Karlsson	2	0	0	0	E	2	0	0
Brandon Saad	2	0	0	0	-3	0	0	0
Fedor Tyutin	2	0	0	0	-1	0	0	0
Alexander Wennberg	2	0	0	0	E	0	0	0
Jared Boll	1	0	0	0	E	0	0	0
Rene Bourque	1	0	0	0	E	2	0	0
Kevin Connauton	1	0	0	0	E	0	0	0
Seth Jones	1	0	0	0	E	0	0	0
Dalton Prout	1	0	0	0	E	0	0	0
Kerby Rychel	1	0	0	0	E	0	0	0

BLUE JACKETS	GPI	MIN	W-L-O	GA	SA	SV	GAA	SV%
Joonas Korpisalo	1	65	1-0-0	1	38	37	0.92	.974
Sergei Bobrovsky	1	59	0-1-0	4	29	25	4.10	.862



2015.16 SEASON SUMMARY

0 WINS

1 LOSS

2 OT

AT VANCOUVER

Dec. 3, 2015 Canucks 2 Stars 4

AT DALLAS

Nov. 27, 2015 Canucks 2 Stars 3 (SO)
Oct. 29, 2015 Canucks 3 Stars 4 (OT)

GOALS BY PERIOD

	1st	2nd	3rd	OT	TOTAL
CANUCKS	2	2	3	0	7
STARS	3	2	4	1	10

CANUCKS

Power Play: 2-10 20.0% Penalty Killing: 9-11 81.8%

CANUCKS

	GP	G	A	P	+/-	PIM	PP	SH
Daniel Sedin	3	1	4	5	2	4	0	0
Henrik Sedin	3	1	3	4	2	2	1	0
Alex Edler	3	2	0	2	-1	2	1	0
Jannik Hansen	3	1	1	2	-1	0	0	0
Radim Vrbata	3	1	1	2	-1	0	0	0
Alex Burrows	3	1	0	1	-1	2	0	0
Yannick Weber	3	0	1	1	-2	0	0	0
Sven Baertschi	3	0	0	0	E	2	0	0
Matt Bartkowski	3	0	0	0	-2	2	0	0
Derek Dorsett	3	0	0	0	-2	6	0	0
Bo Horvat	3	0	0	0	-3	0	0	0
Jared McCann	3	0	0	0	-2	0	0	0
Chris Tanev	3	0	0	0	-1	2	0	0
Adam Cracknell	2	0	0	0	E	0	0	0
Dan Hamhuis	2	0	0	0	E	0	0	0
Brandon Prust	2	0	0	0	E	5	0	0
Luca Sbisa	2	0	0	0	-1	2	0	0
Alex Biega	1	0	0	0	E	0	0	0
Brendan Gaunce	1	0	0	0	-1	0	0	0
Chris Higgins	1	0	0	0	E	0	0	0
Ben Hutton	1	0	0	0	E	0	0	0
Ronalds Kenins	1	0	0	0	-1	2	0	0
Brandon Sutter	1	0	0	0	-1	0	0	0
Jake Virtanen	1	0	0	0	-2	0	0	0

CANUCKS

	GP	MIN	W-L-O	GA	SA	SV	GAA	SV%
Ryan Miller	3	186	0-1-2	9	87	78	2.91	.897

LAST

Last Home Win:

Last Road Win:

Last Shutout:

Last Tie Game:

Last Shootout:

Last Hat Trick:

Most Goals:

Canucks in OT:

Canucks in SO:

VANCOUVER

Mar. 30/12 (5-2)

Feb. 21/13 (4-3)

Jan. 10/99

Corey Hirsch (2-0)

Mar. 8/00 (3-3 @ DAL)

Nov. 27/15 (2-3 L @ DAL)

Todd Bertuzzi

Mar. 17/03

10 - Twice

1-7-14

2-3

DALLAS

Nov. 27/15 (3-2 SO)

Dec. 3/15 (4-2)

Dec. 17/14

Kari Lehtonen (2-0)

Tyler Seguin

Mar. 6/14

9 - Three Times

ATTENDANCE

18,302

GOALTENDER

Miller/Lehtonen

W GOAL

Patrick Sharp

ATTENDANCE

18,530

GOALTENDER

Miller/Niemi

W GOAL

Tyler Seguin

Jamie Benn

SHOTS BY PERIOD

	1st	2nd	3rd	OT	TOTAL
CANUCKS	28	25	29	2	84
STARS	27	29	24	8	88

STARS

Power Play: 2-11 18.2% Penalty Killing: 8-10 80.0%

STARS

	GP	G	A	P	+/-	PIM	PP	SH
Patrick Sharp	3	3	2	5	1	0	0	0
Jamie Benn	3	2	1	3	E	6	1	0
Jason Spezza	3	2	1	3	2	0	1	0
Tyler Seguin	3	1	2	3	E	0	0	0
Alex Goligoski	3	0	3	3	E	2	0	0
Valeri Nichushkin	3	1	1	2	2	0	0	0
John Klingberg	3	0	2	2	2	0	0	0
Jason Demers	2	1	0	1	1	2	0	0
Ales Hemsy	3	0	1	1	1	2	0	0
Johnny Oduya	3	0	1	1	1	0	0	0
Jyrki Jokipakka	2	0	1	1	1	0	0	0
Patric Nemeth	1	0	1	1	1	0	0	0
Jordie Benn	3	0	0	0	1	0	0	0
Cody Eakin	3	0	0	0	1	0	0	0
Vernon Fiddler	3	0	0	0	E	0	0	0
Mattias Janmark	3	0	0	0	2	0	0	0
Antoine Roussel	3	0	0	0	1	10	0	0
Colton Sceviour	3	0	0	0	E	2	0	0
Patrick Eaves	2	0	0	0	E	2	0	0
Radek Faska	1	0	0	0	1	0	0	0
Jamie Oleksiak	1	0	0	0	E	5	0	0

STARS

	GP	MIN	W-L-O	GA	SA	SV	GAA	SV%
Antti Niemi	2	127	2-0-0	5	68	63	2.36	.926
Kari Lehtonen	1	60	1-0-0	2	16	14	2.00	.875



DETROIT RED WINGS

2015.16 SEASON SUMMARY

1 WIN

0 LOSSES

1 OT

AT VANCOUVER

Oct. 24, 2015 Canucks 2 Red Wings 3 (OT)

AT DETROIT

Dec. 18, 2015 Canucks 4 Red Wings 3 (SO)

GOALS BY PERIOD

	1st	2nd	3rd	OT	TOTAL
CANUCKS	2	2	1	-	5
RED WINGS	0	1	4	-	6

CANUCKS

Power Play: 2-6 33.3% Penalty Killing: 8-9 88.9%

CANUCKS

	GP	G	A	P	+/-	PIM	PP	SH
Sven Baertschi	2	1	1	2	1	0	0	0
Chris Tanev	2	1	1	2	-2	0	1	0
Radim Vrba	2	1	1	2	E	0	0	0
Alex Burrows	2	0	2	2	-2	2	0	0
Bo Horvat	2	0	2	2	-1	0	0	0
Jared McCann	2	1	0	1	1	4	0	0
Brandon Sutter	1	1	0	1	-1	0	1	0
Jannik Hansen	2	0	1	1	-1	0	0	0
Ben Hutton	2	0	1	1	E	0	0	0
Derek Dorsett	2	0	0	0	E	0	0	0
Alex Edler	2	0	0	0	-2	4	0	0
Brandon Prust	2	0	0	0	E	2	0	0
Daniel Sedin	2	0	0	0	1	2	0	0
Yannick Weber	2	0	0	0	E	2	0	0
Matt Bartkowski	1	0	0	0	1	0	0	0
Alex Biega	1	0	0	0	1	2	0	0
Adam Cracknell	1	0	0	0	E	0	0	0
Dan Hamhuis	1	0	0	0	E	2	0	0
Chris Higgins	1	0	0	0	-2	0	0	0
Luca Sbisa	1	0	0	0	-1	0	0	0
Henrik Sedin	1	0	0	0	E	0	0	0
Linden Vey	1	0	0	0	-1	0	0	0
Jake Virtanen	1	0	0	0	E	0	0	0

CANUCKS

	GPI	MIN	W-L-O	GA	SA	SV	GAA	SV%
Ryan Miller	2	129	1-0-1	6	56	50	2.79	.893

LAST

	VANCOUVER	DETROIT
Last Home Win:	Jan. 3/15 (4-1)	Nov. 30/14 (5-3)
Last Road Win:	Dec. 18/15 (4-3 SO)	Gustav Nyquist (3-2 OT)
Last Shutout:	Dec. 15/01 Dan Cloutier (3-0)	Feb. 3/14 Jimmy Howard Jonas Gustavsson (2-0)
Last Tie Game:	Mar. 13/01 (2-2 @ DET)	
Last Shootout:	Dec. 18/15 (4-3 W @ DET)	
Last Hat Trick:	Todd Bertuzzi Nov. 13/05	Ray Sheppard Jan. 24/95
Most Goals:	9 - Twice	11 - Feb. 27/85 VAN 5 @ DET 11
Canucks in OT:	4-5-14	
Canucks in SO:	3-3	

ATTENDANCE

18,312

GOALTENDER

Miller/Mrazek

W GOAL

Gustav Nyquist

ATTENDANCE

20,027

GOALTENDER

Miller/Howard

W GOAL

Linden Vey

SHOTS BY PERIOD

	1st	2nd	3rd	OT	TOTAL
CANUCKS	27	23	19	3	72
RED WINGS	12	9	26	9	56

RED WINGS

Power Play: 1-9 11.1% Penalty Killing: 4-6 66.7%

RED WINGS

	GP	G	A	P	+/-	PIM	PP	SH
Tomas Tatar	2	1	1	2	2	0	1	0
Henrik Zetterberg	2	1	1	2	E	0	0	0
Pavel Datsyuk	1	1	1	2	2	0	0	0
Brendan Smith	2	0	2	2	1	2	0	0
Joakim Andersson	2	1	0	1	1	0	0	0
Gustav Nyquist	2	1	0	1	1	2	0	0
Teemu Pulkkinen	1	1	0	1	1	0	0	0
Danny DeKeyser	2	0	1	1	E	0	0	0
Luke Glendening	2	0	1	1	1	2	0	0
Niklas Kronwall	2	0	1	1	E	2	0	0
Alexey Marchenko	2	0	1	1	E	0	0	0
Justin Abdelkader	2	0	0	0	-1	0	0	0
Jonathan Ericsson	2	0	0	0	E	2	0	0
Darren Helm	2	0	0	0	E	0	0	0
Dylan Larkin	2	0	0	0	E	0	0	0
Riley Sheahan	2	0	0	0	E	2	0	0
Landon Ferraro	1	0	0	0	E	0	0	0
Mike Green	1	0	0	0	-1	0	0	0
Tomas Jurco	1	0	0	0	E	0	0	0
Jakub Kindl	1	0	0	0	2	2	0	0
Drew Miller	1	0	0	0	E	0	0	0
Brad Richards	1	0	0	0	E	0	0	0

RED WINGS

	GPI	MIN	W-L-O	GA	SA	SV	GAA	SV%
Petr Mrazek	1	64	1-0-0	2	32	30	1.88	.938
Jimmy Howard	1	64	0-0-1	3	40	37	2.81	.925



2015.16 SEASON SUMMARY

2 WINS

2 LOSSES

1 OT

AT VANCOUVER

Apr. 9, 2016	Canucks 4	Oilers 3 (SO)
Dec. 26, 2015	Canucks 2	Oilers 1 (OT)
Oct. 18, 2015	Canucks 1	Oilers 2 (OT)

AT EDMONTON

Apr. 6, 2016	Canucks 2	Oilers 6
Mar. 18, 2016	Canucks 0	Oilers 2

GOALS BY PERIOD

	1st	2nd	3rd	OT	TOTAL
CANUCKS	2	1	4	1	8
OILERS	2	5	6	1	14

CANUCKS

Power Play: 0-14 0.0% Penalty Killing: 10-14 71.4%

CANUCKS

	GP	G	A	P	+/-	PIM	PP	SH
Matt Bartkowski	5	2	3	5	1	2	0	0
Jannik Hansen	4	3	0	3	2	0	0	0
Derek Dorsett	4	1	2	3	E	14	0	0
Emerson Etem	3	1	1	2	-1	0	0	0
Alex Biega	3	0	2	-1	0	0	0	0
Bo Horvat	5	1	0	1	2	2	0	0
Henrik Sedin	5	0	1	1	-1	2	0	0
Daniel Sedin	5	0	1	1	-2	0	0	0
Dan Hamhuis	4	0	1	1	-1	4	0	0
Sven Baertschi	3	0	1	1	1	2	0	0
Jared McCann	3	0	1	1	-1	8	0	0
Ben Hutton	5	0	0	0	-1	2	0	0
Alex Burrows	4	0	0	0	E	0	0	0
Chris Tanev	4	0	0	0	-2	2	0	0
Jake Virtanen	4	0	0	0	-1	0	0	0
Brendan Gaunce	3	0	0	0	-1	0	0	0
Andrey Pedan	3	0	0	0	E	0	0	0
Nikita Tryamkin	3	0	0	0	E	4	0	0
Radim Vrba	3	0	0	0	-1	0	0	0
Adam Cracknell	2	0	0	0	E	0	0	0
Alexander Edler	2	0	0	0	-1	2	0	0
Markus Granlund	2	0	0	0	-3	2	0	0
Ronalds Kenins	2	0	0	0	1	0	0	0
Brandon Prust	2	0	0	0	E	0	0	0
Linden Vey	2	0	0	0	-1	0	0	0
Alexandre Grenier	1	0	0	0	E	0	0	0
Luca Sbisa	1	0	0	0	E	0	0	0
Brandon Sutter	1	0	0	0	E	0	0	0
Yannick Weber	1	0	0	0	1	2	0	0
Michael Zalewski	1	0	0	0	E	0	0	0

CANUCKS	GPI	MIN	W-L-O	GA	SA	SV	GAA	SV%
Jacob Markstrom	4	247	2-2-0	12	134	122	2.92	.910
Ryan Miller	1	62	0-0-1	2	24	22	1.94	.917

LAST

	VANCOUVER	EDMONTON
Last Home Win:	Apr. 9/16 (4-3)	Apr. 6/16 (6-2)
Last Road Win:	Nov. 19/14 (5-4)	Oct. 18/15 (2-1 OT)
Last Shutout:	Oct. 17/14 Ryan Miller (2-0)	Mar. 18/16 Cam Talbot (2-0)
Last Tie Game:	Jan. 30/03 (3-3 @ VAN)	
Last Shootout:	Apr. 9/16 (4-3 W @ VAN)	
Last Hat Trick:	Ryan Kesler Jan. 7/11	David Perron Jan. 27/14
Most Goals:	9 - Nov. 21/92 VAN 9 vs EDM 0	13 - Nov. 8/85 VAN 0 @ EDM 13
Canucks in OT:	16-7-21	
Canucks in SO:	4-5	

ATTENDANCE

18,870	Miller/Scrivens
18,570	Markstrom/Talbot
18,261	Miller/Nilsson

GOALTENDER

Miller/Scrivens
Markstrom/Talbot
Miller/Nilsson

W GOAL

Alex Edler
Jannik Hansen
Lauri Korpikoski

ATTENDANCE

16,839	Markstrom/Talbot
16,839	Markstrom/Talbot

GOALTENDER

Markstrom/Talbot
Markstrom/Talbot

W GOAL

Connor McDavid
Jordan Eberle

SHOTS BY PERIOD

	1st	2nd	3rd	OT	TOTAL
CANUCKS	47	46	53	7	153
OILERS	43	54	56	5	158

OILERS

Power Play: 4-14 28.6% Penalty Killing: 14-14 100.0%

OILERS

	GP	G	A	P	+/-	PIM	PP	SH
Connor McDavid	4	1	4	5	1	2	1	0
Nail Yakupov	4	2	2	4	2	4	1	0
Taylor Hall	5	1	3	4	1	4	0	0
Patrick Maroon	3	3	0	3	1	2	1	0
Lauri Korpikoski	5	1	2	3	2	0	0	0
Mark Letestu	5	1	2	3	E	0	0	0
Jordan Eberle	4	1	2	3	1	0	0	0
Iiro Pakarinen	4	0	3	3	E	0	0	0
Matt Hendricks	4	1	1	2	1	2	0	0
Ryan Nugent-Hopkins	5	1	0	1	E	2	0	0
Leon Draisaitl	4	1	0	1	1	2	1	0
Darnell Nurse	4	1	0	1	E	4	0	0
Mark Fayne	5	0	1	1	2	4	0	0
Andrej Sekera	5	0	1	1	E	0	0	0
Jordan Oesterle	3	0	1	1	3	0	0	0
Adam Pardy	2	0	1	1	-2	4	0	0
Griffin Reinhart	4	0	0	0	1	2	0	0
Zack Kassian	3	0	0	0	E	4	0	0
Luke Gazdic	2	0	0	0	-1	0	0	0
Eric Gryba	2	0	0	0	E	0	0	0
Anton Lander	2	0	0	0	-1	0	0	0
Benoit Pouliot	2	0	0	0	E	0	0	0
Teddy Purcell	2	0	0	0	-2	0	0	0
Justin Schultz	2	0	0	0	E	0	0	0
Adam Clendening	1	0	0	0	E	2	0	0
Oscar Klefbom	1	0	0	0	E	0	0	0
Rob Klankhammer	1	0	0	0	E	0	0	0
Nikita Nikitin	1	0	0	0	E	0	0	0
Anton Slepyshev	1	0	0	0	E	0	0	0

OILERS	GPI	MIN	W-L-O	GA	SA	SV	GAA	SV%
Cam Talbot	4	249	2-0-2	7	119	112	1.69	.941
Anders Nilsson	1	62	1-0-0	1	34	33	0.97	.971



FLORIDA PANTHERS

2015.16 SEASON SUMMARY

1 WIN

0 LOSSES

1 OT

AT VANCOUVER

Jan. 11, 2016 Canucks 3 Panthers 2 (OT)

AT FLORIDA

Dec. 20, 2015 Canucks 4 Panthers 5 (SO)

GOALS BY PERIOD

	1st	2nd	3rd	OT	TOTAL
CANUCKS	2	3	1	1	7
PANTHERS	4	2	0	0	6

CANUCKS

Power Play: 1-6 16.7% Penalty Killing: 3-5 60.0%

CANUCKS

	GP	G	A	P	+/-	PIM	PP	SH
Daniel Sedin	2	3	0	3	2	0	1	0
Sven Baertschi	2	1	1	2	1	0	0	0
Jannik Hansen	1	1	1	2	1	2	0	0
Bo Horvat	2	0	2	2	E	0	0	0
Henrik Sedin	1	0	2	2	1	0	0	0
Derek Dorsett	2	1	0	1	1	0	0	0
Jake Virtanen	1	1	0	1	1	0	0	0
Matt Bartkowski	2	0	1	1	-1	0	0	0
Alex Biega	2	0	1	1	E	0	0	0
Alex Edler	2	0	1	1	1	4	0	0
Jared McCann	2	0	1	1	1	4	0	0
Radim Vrbata	2	0	1	1	E	0	0	0
Adam Cracknell	1	0	1	1	1	0	0	0
Alex Burrows	2	0	0	0	-1	2	0	0
Ben Hutton	2	0	0	0	1	0	0	0
Brandon Prust	2	0	0	0	1	0	0	0
Chris Tanev	2	0	0	0	E	0	0	0
Linden Vey	2	0	0	0	-1	2	0	0
Yannick Weber	2	0	0	0	3	0	0	0
Emerson Etem	1	0	0	0	-1	0	0	0
Chris Higgins	1	0	0	0	-1	0	0	0

CANUCKS

	GPI	MIN	W-L-O	GA	SA	SV	GAA	SV%
Jacob Markstrom	2	62	1-0-1	2	28	26	1.92	.929
Ryan Miller	1	65	0-0-0	4	42	38	3.69	.905

LAST

Last Home Win:

Last Road Win:

Last Shutout:

Last Tie Game:

Last Shootout:

Last Hat Trick:

Most Goals:

Canucks in OT:

Canucks in SO:

VANCOUVER

Jan. 11/16 (3-2 OT)

Jan. 19/15 (2-1)

Feb. 11/10

Roberto Luongo (3-0)

Jan. 11/04 (2-2 @ VAN)

Dec. 20/15 (4-5 L @ FLA)

None

7 - Jan. 3/96

VAN 7 @ FLA 2

2-0-1

2-3

FLORIDA

Dec. 20/15 (5-4 SO)

Jan. 8/15 (3-1)

None

Ray Sheppard

Mar. 13/97

5 - Three Times

ATTENDANCE

18,570

GOALTENDER

Markstrom/Luongo

W GOAL

Daniel Sedin

ATTENDANCE

13,459

GOALTENDER

Markstrom, Miller/Luongo

W GOAL

Aleksander Barkov

SHOTS BY PERIOD

	1st	2nd	3rd	OT	TOTAL
CANUCKS	21	22	19	2	64
PANTHERS	20	21	19	10	70

PANTHERS

Power Play: 2-5 40.0% Penalty Killing: 5-6 83.3%

PANTHERS

	GP	G	A	P	+/-	PIM	PP	SH
Jonathan Huberdeau	2	1	2	3	-2	0	0	0
Jaromir Jagr	2	1	2	3	E	2	1	0
Aleksander Barkov	2	0	2	2	-2	0	0	0
Jussi Jokinen	2	1	0	1	1	0	0	0
Shawn Thornton	2	1	0	1	E	0	0	0
Vincent Trocheck	2	1	0	1	2	2	0	0
Aaron Ekblad	1	1	0	1	E	0	1	0
Reilly Smith	2	0	1	1	2	0	0	0
Connor Brickley	1	0	1	1	1	0	0	0
Rocco Grimaldi	1	0	1	1	E	0	0	0
Brian Campbell	2	0	0	0	E	2	0	0
Erik Gudbranson	2	0	0	0	-3	0	0	0
Dmitry Kulikov	2	0	0	0	E	0	0	0
Willie Mitchell	2	0	0	0	2	2	0	0
Brandon Pirri	2	0	0	0	-3	0	0	0
Logan Shaw	2	0	0	0	-3	0	0	0
Nick Bjugstad	1	0	0	0	E	0	0	0
Quinton Howden	1	0	0	0	E	0	0	0
Steven Kampfer	1	0	0	0	E	2	0	0
Corban Knight	1	0	0	0	-2	2	0	0
Derek MacKenzie	1	0	0	0	E	0	0	0
Dylan Olsen	1	0	0	0	-3	0	0	0
Alex Petrovic	1	0	0	0	E	0	0	0

PANTHERS

	GPI	MIN	W-L-O	GA	SA	SV	GAA	SV%
Roberto Luongo	2	127	1-0-1	7	64	57	3.30	.891



2015.16 SEASON SUMMARY

2 WINS

2 LOSSES

1 OT

AT VANCOUVER

Apr. 4, 2016	Canucks 3	Kings 2
Dec. 28, 2015	Canucks 0	Kings 5

AT LOS ANGELES

Mar. 7, 2016	Canucks 1	Kings 5
Dec. 1, 2015	Canucks 1	Kings 2 (OT)
Oct. 13, 2015	Canucks 3	Kings 0

GOALS BY PERIOD	1st	2nd	3rd	OT	TOTAL
CANUCKS	2	5	1	0	8
KINGS	2	5	6	1	14

CANUCKS

Power Play: 2-21 9.5% Penalty Killing: 13-16 81.2%

CANUCKS	GP	G	A	P	+/-	PIM	PP	SH
Daniel Sedin	5	1	2	3	E	2	1	0
Henrik Sedin	4	0	3	3	E	0	0	0
Derek Dorsett	5	1	1	2	-1	7	0	0
Jannik Hansen	4	1	1	2	1	2	1	0
Alex Edler	3	1	1	2	-1	4	0	0
Dan Hamhuis	4	1	0	1	E	2	0	0
Jared McCann	4	1	0	1	-3	0	0	0
Adam Cracknell	2	1	0	1	2	0	0	0
Emerson Etem	2	1	0	1	-1	0	0	0
Matt Bartkowski	5	0	1	1	E	2	0	0
Alex Burrows	5	0	1	1	E	10	0	0
Bo Horvat	5	0	1	1	-2	4	0	0
Brandon Prust	3	0	1	1	-1	10	0	0
Yannick Weber	3	0	1	1	-2	0	0	0
Linden Vey	2	0	1	1	-1	0	0	0
Sven Baertschi	4	0	0	0	-1	0	0	0
Alex Biega	4	0	0	0	-1	4	0	0
Ben Hutton	4	0	0	0	-1	2	0	0
Radim Vrba	4	0	0	0	-1	2	0	0
Andrey Pedan	3	0	0	0	-1	5	0	0
Luca Sbisa	3	0	0	0	-2	0	0	0
Jake Virtanen	3	0	0	0	-2	0	0	0
Brendan Gaunce	2	0	0	0	-2	0	0	0
Markus Granlund	2	0	0	0	-2	0	0	0
Christ Tanev	2	0	0	0	E	0	0	0
Chris Higgins	1	0	0	0	-2	0	0	0
Brandon Sutter	1	0	0	0	E	0	0	0
Nikita Tryamkin	1	0	0	0	-1	2	0	0

CANUCKS	GPI	MIN	W-L-O	GA	SA	SV	GAA	SV%
Ryan Miller	3	178	2-1-0	6	85	79	2.02	.929
Jacob Markstrom	2	122	0-1-1	7	78	71	3.44	.910

LAST

	VANCOUVER	LOS ANGELES
Last Home Win:	Apr. 4/16 (3-2)	Mar. 7/16 (5-1)
Last Road Win:	Oct. 13/15 (3-0)	Dec. 28/15 (5-0)
Last Shutout:	Oct. 13/15 Ryan Miller (3-0)	Dec. 28/15 Jonathan Quick (5-0)
Last Tie Game:	Dec. 22/03 (4-4 @ VAN)	
Last Shootout:	Apr. 6/15 (2-1 W @ VAN)	
Last Hat Trick:	Alex Burrows Mar. 27/06	Tyler Toffoli Dec. 28/15
Most Goals:	11 - Nov. 25/86 VAN 11 vs LA 5	12 - Nov. 29/84 VAN 1 @ LA 12
Canucks in OT:	5-6-26	
Canucks in SO:	2-4	

ATTENDANCE	GOALTENDER	W GOAL
18,415	Miller/Quick	Jared McCann
18,570	Markstrom/Quick	Tyler Toffoli

ATTENDANCE	GOALTENDER	W GOAL
18,230	Miller/Quick	Anze Kopitar
18,230	Markstrom/Quick	Anze Kopitar
18,230	Miller/Quick	Adam Cracknell

SHOTS BY PERIOD	1st	2nd	3rd	OT	TOTAL
CANUCKS	34	54	27	0	115
KINGS	57	43	61	3	164

KINGS

Power Play: 3-16 18.8% Penalty Killing: 19-21 90.5%

KINGS	GP	G	A	P	+/-	PIM	PP	SH
Anze Kopitar	5	2	6	8	6	0	1	0
Drew Doughty	5	2	3	5	4	6	1	0
Tyler Toffoli	5	4	0	4	3	0	1	0
Jeff Carter	4	2	2	4	4	0	0	0
Milan Lucic	5	0	2	6	2	0	0	0
Alec Martinez	4	0	2	2	1	0	0	0
Brayden McNabb	5	1	0	1	2	20	0	0
Kyle Clifford	4	1	0	1	1	2	0	0
Vincent Lecavalier	2	1	0	1	-1	2	0	0
Derek Forbort	1	1	0	1	2	2	0	0
Trevor Lewis	5	0	1	1	E	2	0	0
Jake Muzzin	5	0	1	1	-2	6	0	0
Andy Andreoff	4	0	1	1	1	7	0	0
Nick Shore	4	0	1	1	E	0	0	0
Marian Gaborik	3	0	1	1	E	2	0	0
Rob Scuderi	2	0	1	1	4	0	0	0
Dustin Brown	5	0	0	0	-1	0	0	0
Tanner Pearson	5	0	0	0	-3	2	0	0
Jamie McBain	3	0	0	0	2	0	0	0
Jordan Nolan	3	0	0	0	-1	7	0	0
Christian Ehrhoff	2	0	0	0	-2	0	0	0
Dwight King	2	0	0	0	-1	0	0	0
Luke Schenn	2	0	0	0	-2	2	0	0
Kris Versteeg	2	0	0	0	E	0	0	0
Matt Greene	1	0	0	0	E	4	0	0
Michael Mersch	1	0	0	0	E	0	0	0
Jordan Weal	1	0	0	0	E	2	0	0

KINGS	GPI	MIN	W-L-O	GA	SA	SV	GAA	SV%
Jonathan Quick	5	300	3-2-0	7	114	107	1.40	.939



MINNESOTA WILD

2015.16 SEASON SUMMARY

1 WIN

2 LOSSES

0 OT

AT VANCOUVER

Feb. 15, 2016 Canucks 2 Wild 5

AT MINNESOTA

Dec. 15, 2015 Wild 6
Nov. 25, 2015 Canucks 3 Wild 2

GOALS BY PERIOD

	1st	2nd	3rd	OT	TOTAL
CANUCKS	2	3	2	-	7
WILD	5	6	2	-	13

CANUCKS

Power Play: 3-5 60.0% Penalty Killing: 7-12 58.3%

CANUCKS

	GP	G	A	P	+/-	PIM	PP	SH
Henrik Sedin	3	1	4	5	1	2	1	0
Daniel Sedin	3	1	3	4	2	0	0	0
Jannik Hansen	3	2	0	2	1	2	0	0
Radim Vrbata	3	2	0	2	-3	0	1	0
Chris Tanev	3	1	0	1	1	0	1	0
Jared McCann	3	0	1	1	-2	4	0	0
Alex Edler	2	0	1	1	1	2	0	0
Ben Hutton	2	0	1	1	E	2	0	0
Linden Vey	1	0	1	1	-3	0	0	0
Matt Bartkowski	3	0	0	0	-7	0	0	0
Alex Burrows	3	0	0	0	E	2	0	0
Derek Dorsett	3	0	0	0	-1	9	0	0
Bo Horvat	3	0	0	0	-1	2	0	0
Sven Baertschi	2	0	0	0	-2	0	0	0
Alex Biega	2	0	0	0	-5	0	0	0
Adam Cracknell	2	0	0	0	E	0	0	0
Dan Hamhuis	2	0	0	0	1	0	0	0
Chris Higgins	2	0	0	0	-1	0	0	0
Brandon Prust	2	0	0	0	E	0	0	0
Luca Sbisa	2	0	0	0	-1	0	0	0
Jake Virtanen	2	0	0	0	-1	0	0	0
Yannick Weber	2	0	0	0	2	4	0	0
Alex Friesen	1	0	0	0	-2	0	0	0

CANUCKS

	GPI	MIN	W-L-O	GA	SA	SV	GAA	SV%
Ryan Miller	2	100	1-1-0	8	69	61	4.80	.884
Jacob Markstrom	2	80	0-1-0	5	39	34	3.75	.872

LAST

Last Home Win:

VANCOUVER
Feb. 16/15 (3-2)

MINNESOTA
Dec. 15/15 (6-2)

Last Road Win:

Nov. 25/15 (3-2)

Feb. 15/16 (5-2)

Last Shutout:

Jan. 4/12

Mar. 19/12

Last Tie Game:

Roberto Luongo (3-0)

Josh Harding (2-0)

Last Tie Game:

Mar. 10/04 (1-1 @ VAN)

Last Shootout:

Feb. 14/08 (5-4 L @ VAN)

Last Hat Trick:

Ryan Kesler

Marian Gaborik

Most Goals:

Apr. 7/11
6 - Twice

Dec. 7/02
6 - Five Times

Canucks in OT:

8-3-10

Canucks in SO:

1-5

ATTENDANCE

18,437

GOALTENDER

Markstrom/Dubnyk

W GOAL

Justin Fontaine

ATTENDANCE

18,804

GOALTENDER

Miller, Markstrom/Kuemper

W GOAL

Zach Parise

18,877

Miller/Dubnyk

Jannik Hansen

SHOTS BY PERIOD

	1st	2nd	3rd	OT	TOTAL
CANUCKS	25	27	33	-	85
WILD	47	30	31	-	108

WILD

Power Play: 5-12 41.7% Penalty Killing: 2-5 40.0%

WILD

	GP	G	A	P	+/-	PIM	PP	SH
Mikko Koivu	3	1	6	7	3	0	0	0
Thomas Vanek	3	2	3	5	1	0	2	0
Zach Parise	2	2	2	4	E	2	1	0
Ryan Suter	3	1	3	4	3	0	1	0
Charlie Coyle	3	2	0	2	3	0	1	0
Nino Niederreiter	3	1	1	2	3	0	0	0
Jared Spurgeon	3	1	1	2	2	0	0	0
Mikael Granlund	3	0	2	2	-1	0	0	0
Erik Haula	3	0	2	2	1	0	0	0
Jason Zucker	3	1	0	1	2	2	0	0
Justin Fontaine	2	1	0	1	2	0	0	0
Marco Scandella	2	1	0	1	E	0	0	0
Matt Dumba	3	0	1	1	1	0	0	0
Jason Pominville	3	0	1	1	1	0	0	0
Christian Folin	2	0	1	1	1	0	0	0
Nate Prosser	2	0	1	1	E	7	0	0
Ryan Carter	3	0	0	0	-1	4	0	0
Jonas Brodin	2	0	0	0	E	0	0	0
Chris Porter	2	0	0	0	-1	0	0	0
Christoph Bertschy	1	0	0	0	E	0	0	0
Kurtis Gabriel	1	0	0	0	E	0	0	0
Mike Reilly	1	0	0	0	1	0	0	0
Jarret Stoll	1	0	0	0	E	2	0	0

WILD

	GPI	MIN	W-L-O	GA	SA	SV	GAA	SV%
Darcy Kuemper	1	60	1-0-0	2	31	29	2.00	.935
Devan Dubnyk	2	119	1-1-0	5	54	49	2.53	.907



MONTREAL CANADIENS

2015.16 SEASON SUMMARY

1 WIN

0 LOSSES

1 OT

AT VANCOUVER

Oct. 27, 2015 Canucks 5 Canadiens 1

AT MONTREAL

Nov. 16, 2015 Canucks 3 Canadiens 4 (OT)

GOALS BY PERIOD	1st	2nd	3rd	OT	TOTAL
CANUCKS	5	1	2	0	8
CANADIENS	0	2	2	1	5

CANUCKS

Power Play: 3-8 37.5% Penalty Killing: 6-6 100.0%

CANUCKS	GP	G	A	P	+/-	PIM	PP	SH
Jared McCann	2	3	0	3	1	0	1	0
Derek Dorsett	2	1	2	3	2	0	0	0
Daniel Sedin	2	1	1	2	-1	0	1	0
Radim Vrba	2	1	1	2	-2	0	1	0
Brandon Prust	1	0	2	2	2	0	0	0
Adam Cracknell	1	1	0	1	E	0	0	0
Luca Sbisa	1	1	0	1	2	0	0	0
Sven Baertschi	2	0	1	1	1	2	0	0
Matt Bartkowski	2	0	1	1	2	2	0	0
Alex Edler	2	0	1	1	E	0	0	0
Henrik Sedin	2	0	1	1	E	0	0	0
Jake Virtanen	2	0	1	1	E	2	0	0
Yannick Weber	2	0	1	1	-1	2	0	0
Brandon Sutter	1	0	1	1	1	0	0	0
Jannik Hansen	2	0	0	0	E	2	0	0
Bo Horvat	2	0	0	0	-1	0	0	0
Ben Hutton	2	0	0	0	-1	0	0	0
Chris Tanev	2	0	0	0	-1	0	0	0
Alex Burrows	1	0	0	0	-1	0	0	0
Dan Hamhuis	1	0	0	0	E	0	0	0
Chris Higgins	1	0	0	0	E	0	0	0
Hunter Shinkaruk	1	0	0	0	E	0	0	0

CANUCKS	GPI	MIN	W-L-O	GA	SA	SV	GAA	SV%
Ryan Miller	1	60	1-0-0	1	26	25	1.00	.962
Jacob Markstrom	1	63	0-0-1	4	36	32	3.78	.889

LAST

	VANCOUVER	MONTREAL
Last Home Win:	Oct. 27/15 (5-1)	Nov. 16/15 (4-3 OT)
Last Road Win:	Dec. 8/11 (4-3 SO)	Oct. 12/13 (4-1)
Last Shutout:	Jan. 16/07 Roberto Luongo (4-0)	Nov. 9/10 Carey Price (2-0)
Last Tie Game:	Mar. 1/03 (1-1 @ MTL)	
Last Shootout:	Dec. 8/11 (4-3 W @ MTL)	
Last Hat Trick:	Greg Adams Dec. 4/91	Max Pacioretty Feb. 6/14
Most Goals:	7 - Feb. 9/84 VAN 7 @ MTL 6	11 - Mar. 8/79 VAN 1 @ MTL 11
Canucks in OT:	4-2-5	
Canucks in SO:	1-0	

ATTENDANCE 18,570 GOALTENDER Miller/Price W GOAL Luca Sbisa

ATTENDANCE 21,288 GOALTENDER Markstrom/Condon W GOAL David Desharnais

SHOTS BY PERIOD	1st	2nd	3rd	OT	TOTAL
CANUCKS	22	16	14	2	54
CANADIENS	21	26	11	4	62

CANADIENS

Power Play: 0-6 0.0% Penalty Killing: 5-8 62.5%

CANADIENS	GP	G	A	P	+/-	PIM	PP	SH
Tomas Fleischmann	2	1	1	2	1	2	0	0
David Desharnais	2	1	0	1	E	0	0	0
Lars Eller	2	1	0	1	-1	0	0	1
Torrey Mitchell	2	1	0	1	E	0	0	0
Max Pacioretty	2	1	0	1	E	0	0	0
Nathan Beaulieu	2	0	1	1	-1	0	0	0
Brendan Gallagher	2	0	1	1	E	4	0	0
Tom Gilbert	2	0	1	1	E	0	0	0
Jeff Petry	2	0	1	1	1	0	0	0
Devante Smith-Pelly	2	0	1	1	1	0	0	0
P.K. Subban	2	0	1	1	E	2	0	0
Alexei Emelin	1	0	1	1	E	0	0	0
Brian Flynn	2	0	0	0	E	2	0	0
Alex Galchenyuk	2	0	0	0	-2	2	0	0
Andrei Markov	2	0	0	0	-1	0	0	0
Tomas Plekanec	2	0	0	0	1	0	0	0
Alexander Semin	2	0	0	0	-2	2	0	0
Dale Weise	2	0	0	0	E	0	0	0
Greg Pateryn	1	0	0	0	E	0	0	0

CANADIENS	GPI	MIN	W-L-O	GA	SA	SV	GAA	SV%
Mike Condon	1	63	1-0-0	3	26	23	2.84	.885
Carey Price	1	60	0-1-0	5	28	23	5.04	.821



CANUCKS PLAYERS IN THE SYSTEM 2015.16 REVIEW OPPONENTS HISTORY ALL TIME RECORDS PLAYOFFS NHL MEDIA SERVICES

NASHVILLE PREDATORS

2015.16 SEASON SUMMARY

1 WIN

1 LOSS

1 OT

AT VANCOUVER

Mar. 12, 2016 Canucks 4 Predators 2
Jan. 26, 2016 Canucks 1 Predators 2

AT NASHVILLE

Mar. 24, 2016 Canucks 2 Predators 3 (SO)

GOALS BY PERIOD	1st	2nd	3rd	OT	TOTAL
CANUCKS	5	1	1	0	7
PREDATORS	1	2	3	0	6

CANUCKS

Power Play: 1-8 12.5% Penalty Killing: 8-8 100.0%

CANUCKS	GP	G	A	P	+/-	PIM	PP	SH
Bo Horvat	3	2	1	3	1	0	0	0
Daniel Sedin	3	2	1	3	1	2	1	0
Alex Burrows	3	0	3	3	1	2	0	0
Sven Baertschi	3	1	1	2	-1	0	0	0
Henrik Sedin	2	0	2	2	E	2	0	0
Radim Vrbata	2	0	2	2	E	0	0	0
Derek Dorsett	2	1	0	1	1	5	0	0
Brandon Sutter	1	1	0	1	1	0	0	0
Ben Hutton	3	0	1	1	E	2	0	0
Yannick Weber	2	0	1	1	3	0	0	0
Chris Tanev	1	0	1	1	1	0	0	0
Matt Bartkowski	3	0	0	0	-3	2	0	0
Alex Biega	3	0	0	0	-3	0	0	0
Emerson Etem	3	0	0	0	-2	2	0	0
Linden Vey	3	0	0	0	-1	0	0	0
Jake Virtanen	3	0	0	0	-1	7	0	0
Dan Hamhuis	2	0	0	0	2	2	0	0
Jannik Hansen	2	0	0	0	1	0	0	0
Jared McCann	2	0	0	0	E	0	0	0
Luca Sbisa	2	0	0	0	E	0	0	0
Adam Cracknell	1	0	0	0	-1	0	0	0
Alex Edler	1	0	0	0	1	0	0	0
Brendan Gaunce	1	0	0	0	E	2	0	0
Markus Granlund	1	0	0	0	E	0	0	0
Chris Higgins	1	0	0	0	E	0	0	0
Nikita Tryamkin	1	0	0	0	-1	0	0	0

CANUCKS	GPI	MIN	W-L-O	GA	SA	SV	GAA	SV%
Ryan Miller	3	183	1-1-1	6	88	82	1.96	.932

LAST

Last Home Win:

Last Road Win: Mar. 31/15 (5-4 SO)

Last Shutout: Mar. 19/14

Eddie Lack (2-0)

Last Tie Game: Mar. 16/04 (2-2 @ VAN)

Last Shootout: Mar. 24/16 (2-3 L @ NSH)

Last Hat Trick: Markus Naslund

Jan. 28/02

Most Goals: 7- Twice

Canucks in OT: 3-1-5

Canucks in SO: 3-1

VANCOUVER

Mar. 12/16 (4-2)

Mar. 31/15 (5-4 SO)

Mar. 19/14

Eddie Lack (2-0)

Mar. 16/04 (2-2 @ VAN)

Mar. 24/16 (2-3 L @ NSH)

Markus Naslund

Jan. 28/02

7- Twice

3-1-5

3-1

NASHVILLE

Mar. 24/16 (3-2 SO)

Jan. 26/16 (2-1)

Mar. 3/11

Pekka Rinne (3-0)

Martin Erat

Dec. 8/09

6 - Four Times

ATTENDANCE	GOALTENDER	W GOAL
18,570	Miller/Rinne	Bo Horvat
18,570	Miller/Rinne	James Neal

ATTENDANCE	GOALTENDER	W GOAL
17,113	Miller/Rinne	Craig Smith

SHOTS BY PERIOD	1st	2nd	3rd	OT	TOTAL
CANUCKS	36	26	20	0	82
PREDATORS	19	28	35	6	88

PREDATORS

Power Play: 0-8 0.0% Penalty Killing: 7-8 87.5%

PREDATORS	GP	G	A	P	+/-	PIM	PP	SH
James Neal	3	2	0	2	1	0	0	0
Mike Fisher	3	1	1	2	E	0	0	0
Mattias Ekholm	3	0	2	2	3	2	0	0
Roman Josi	3	0	2	2	-2	0	0	0
Filip Forsberg	3	1	0	1	-2	7	0	0
Craig Smith	3	1	0	1	-2	0	0	0
Colton Sissons	2	1	0	1	1	0	0	0
Ryan Ellis	3	0	1	1	2	2	0	0
Shea Weber	3	0	1	1	-3	2	0	0
Barret Jackman	2	0	1	1	1	0	0	0
Austin Watson	2	0	1	1	2	2	0	0
Colin Wilson	2	0	1	1	2	0	0	0
Petter Granberg	3	0	0	0	E	0	0	0
Calle Jarnkrok	3	0	0	0	-1	0	0	0
Ryan Johansen	3	0	0	0	E	0	0	0
Mike Ribeiro	3	0	0	0	-2	4	0	0
Miikka Salomaki	3	0	0	0	E	0	0	0
Viktor Arvidsson	2	0	0	0	E	0	0	0
Eric Nystrom	2	0	0	0	E	2	0	0
Cody Bass	1	0	0	0	E	5	0	0
Anthony Bitetto	1	0	0	0	-1	0	0	0
Paul Gaustad	1	0	0	0	E	0	0	0

PREDATORS	GPI	MIN	W-L-O	GA	SA	SV	GAA	SV%
Pekka Rinne	3	182	2-1-0	6	81	75	1.98	.926



2015.16 SEASON SUMMARY

0 WINS

1 LOSS

1 OT

AT VANCOUVER

Nov. 22, 2015 Canucks 2 Devils 3

AT NEW JERSEY

Nov. 8, 2015 Canucks 3 Devils 4 (OT)

ATTENDANCE

18,268

GOALTENDER

Markstrom/Schneider

W GOAL

Adam Henrique

ATTENDANCE

14,896

GOALTENDER

Miller/Kinkaid

W GOAL

Kyle Palmieri

GOALS BY PERIOD

	1st	2nd	3rd	OT	TOTAL
CANUCKS	1	2	2	0	5
DEVILS	2	2	2	1	7

SHOTS BY PERIOD

	1st	2nd	3rd	OT	TOTAL
CANUCKS	19	23	26	1	69
DEVILS	15	23	10	2	50

CANUCKS

Power Play: 1-14 7.1% Penalty Killing: 8-10 80.0%

DEVILS

Power Play: 2-10 20.0% Penalty Killing: 13-14 92.9%

CANUCKS

	GP	G	A	P	+/-	PIM	PP	SH
Sven Baertschi	2	1	1	2	1	0	0	0
Alex Edler	2	1	1	2	-1	6	0	0
Bo Horvat	2	0	2	2	E	2	0	0
Chris Higgins	2	1	0	1	1	0	0	0
Henrik Sedin	2	1	0	1	-2	0	0	1
Radim Vrbata	2	1	0	1	-2	0	1	0
Derek Dorsett	2	0	1	1	1	17	0	0
Jared McCann	2	0	1	1	E	0	0	0
Daniel Sedin	2	0	1	1	-2	4	0	0
Ben Hutton	1	0	1	1	E	0	0	0
Jake Virtanen	1	0	1	1	2	5	0	0
Matt Bartkowski	2	0	0	0	-1	0	0	0
Alex Burrows	2	0	0	0	E	2	0	0
Dan Hamhuis	2	0	0	0	E	2	0	0
Jannik Hansen	2	0	0	0	-3	0	0	0
Yannick Weber	2	0	0	0	-1	2	0	0
Alex Biega	1	0	0	0	2	0	0	0
Adam Cracknell	1	0	0	0	E	0	0	0
Brandon Prust	1	0	0	0	-1	0	0	0
Luca Sbisa	1	0	0	0	E	2	0	0
Brandon Sutter	1	0	0	0	1	0	0	0
Chris Tanev	1	0	0	0	-1	0	0	0

DEVILS

	GP	G	A	P	+/-	PIM	PP	SH
Michael Cammalleri	2	2	3	5	1	2	0	0
Adam Henrique	2	2	1	3	1	0	0	1
Kyle Palmieri	2	1	2	3	2	2	1	0
Lee Stempniak	2	0	3	3	E	0	0	0
Adam Larsson	2	0	2	2	4	19	0	0
Travis Zajac	2	0	2	2	3	2	0	0
Andy Greene	2	1	0	1	3	2	1	0
Sergey Kalinin	2	1	0	1	E	0	0	0
Bobby Farnham	2	0	0	0	E	5	0	0
Stephen Gionta	2	0	0	0	E	0	0	0
Jacob Josefson	2	0	0	0	-2	8	0	0
Jon Merrill	2	0	0	0	-1	0	0	0
John Moore	2	0	0	0	-1	4	0	0
Brian O'Neill	2	0	0	0	E	0	0	0
Damon Severson	2	0	0	0	-1	4	0	0
Jordin Tootoo	2	0	0	0	-3	17	0	0
Eric Gelinas	1	0	0	0	E	0	0	0
Stefan Matteau	1	0	0	0	E	0	0	0
David Schlemko	1	0	0	0	-1	0	0	0
Jiri Tlustý	1	0	0	0	-1	0	0	0

CANUCKS

	GPI	MIN	W-L-O	GA	SA	SV	GAA	SV%
Ryan Miller	1	63	0-0-1	4	28	24	3.80	.857
Jacob Markstrom	1	57	0-1-0	3	22	19	3.14	.864

DEVILS

	GPI	MIN	W-L-O	GA	SA	SV	GAA	SV%
Cory Schneider	1	60	1-0-0	2	38	36	2.00	.947
Keith Kinkaid	1	63	1-0-0	3	31	28	2.85	.903

LAST

Last Home Win:

Nov. 25/14 (2-0)

Last Road Win:

Oct. 24/13 (3-2 SO)

Last Shutout:

Nov. 25/14

Last Tie Game:

Ryan Miller (2-0)

Last Shootout:

Mar. 25/88 (2-2 @ VAN)

Last Hat Trick:

Oct. 24/13 (3-2 W @ NJ)

Last Hat Trick:

Rich Sutter

Last Hat Trick:

Oct. 20/89

Most Goals:

7 - Twice

NEW JERSEY

Nov. 8/15 (4-3 OT)

Nov. 22/15 (3-2)

Jan. 13/06

Martin Brodeur (3-0)

Claude Lemieux

Dec. 5/90

8 - Oct. 30/97

VAN 1 @ NJ 8

Canucks in OT:

3-2-3

Canucks in SO:

1-0



NEW YORK ISLANDERS

2015.16 SEASON SUMMARY

1 WIN

1 LOSS

0 OT

AT VANCOUVER

Mar. 1, 2016 Canucks 2 Islanders 3

ATTENDANCE

18,264

GOALTENDER

Markstrom/Greiss

W GOAL

Thomas Hickey

AT NY ISLANDERS

Jan. 17, 2016 Canucks 2 Islanders 1 (SO)

ATTENDANCE

15,795

GOALTENDER

Miller/Halak

W GOAL

Radim Vrbata

GOALS BY PERIOD

	1st	2nd	3rd	OT	TOTAL
CANUCKS	1	1	1	0	3
ISLANDERS	1	1	2	0	4

SHOTS BY PERIOD

	1st	2nd	3rd	OT	TOTAL
CANUCKS	11	25	18	5	59
ISLANDERS	13	22	35	2	72

CANUCKS

Power Play: 1-6 16.7% Penalty Killing: 4-4 100.0%

ISLANDERS

Power Play: 0-4 0.0% Penalty Killing: 5-6 83.3%

CANUCKS

	GP	G	A	P	+/-	PIM	PP	SH
Ben Hutton	2	1	1	2	E	0	0	0
Daniel Sedin	2	1	1	2	1	0	0	0
Linden Vey	2	1	0	1	-1	0	1	0
Jared McCann	2	0	1	1	E	4	0	0
Henrik Sedin	2	0	1	1	0	0	0	0
Sven Baertschi	2	0	0	0	-1	0	0	0
Matt Bartkowski	2	0	0	0	E	4	0	0
Alex Biega	2	0	0	0	-1	2	0	0
Alex Burrows	2	0	0	0	-2	0	0	0
Derek Dorsett	2	0	0	0	E	7	0	0
Emerson Etem	2	0	0	0	E	5	0	0
Bo Horvat	2	0	0	0	E	0	0	0
Luca Sbisa	2	0	0	0	E	0	0	0
Chris Tanev	2	0	0	0	-2	0	0	0
Alex Edler	1	0	0	0	E	0	0	0
Markus Granlund	1	0	0	0	-2	0	0	0
Dan Hamhuis	1	0	0	0	-1	0	0	0
Jannik Hansen	1	0	0	0	1	0	0	0
Brandon Prust	1	0	0	0	E	0	0	0
Jake Virtanen	1	0	0	0	-1	0	0	0
Radim Vrbata	1	0	0	0	-1	0	0	0
Yannick Weber	1	0	0	0	-1	0	0	0

ISLANDERS

	GP	G	A	P	+/-	PIM	PP	SH
Thomas Hickey	2	1	1	2	2	0	0	0
Kyle Okposo	2	0	2	2	1	0	0	0
Anders Lee	2	1	0	1	1	0	0	0
Ryan Strome	2	1	0	1	1	4	0	0
Travis Hamonic	1	1	0	1	E	7	0	0
Casey Cizikas	2	0	1	1	-1	0	0	0
Nick Leddy	2	0	1	1	E	0	0	0
Matt Martin	2	0	1	1	E	7	0	0
Frans Nielsen	2	0	1	1	3	0	0	0
Josh Bailey	2	0	0	0	1	0	0	0
Cal Clutterbuck	2	0	0	0	E	0	0	0
Calvin de Haan	2	0	0	0	-1	0	0	0
Nikolay Kulemin	2	0	0	0	E	0	0	0
Brock Nelson	2	0	0	0	E	0	0	0
John Tavares	2	0	0	0	2	0	0	0
Johnny Boychuk	1	0	0	0	E	0	0	0
Mikhail Grabovski	1	0	0	0	E	15	0	0
Scott Mayfield	1	0	0	0	E	0	0	0
Shane Prince	1	0	0	0	E	0	0	0
Ryan Pulock	1	0	0	0	2	0	0	0
Brian Strait	1	0	0	0	E	0	0	0
Marek Zidlicky	1	0	0	0	E	2	0	0

CANUCKS

	GPI	MIN	W-L-O	GA	SA	SV	GAA	SV%
Ryan Miller	1	65	1-0-0	1	48	47	0.92	.979
Jacob Markstrom	1	58	0-1-0	3	24	21	3.13	.875

ISLANDERS

	GPI	MIN	W-L-O	GA	SA	SV	GAA	SV%
Thomas Greiss	1	60	1-0-0	2	33	31	2.00	.939
Jaroslav Halak	1	64	0-0-1	1	26	25	0.93	.962

LAST

VANCOUVER

Last Home Win: Jan. 6/15 (3-2)

Last Road Win: Jan. 17/16 (2-1 SO)

Last Shutout: Feb. 22/15

Last Tie Game: Oct. 23/99 (2-2 @ NYI)

Last Shootout: Jan. 17/16 (2-1 W @ NYI)

Last Hat Trick: Todd Bertuzzi

Most Goals: 8 - Jan. 14/06

Canucks in OT: 3-3-7

Canucks in SO: 3-1

NY ISLANDERS

Nov. 17/08 (2-1 SO)

Mar. 17/16 (3-2)

Jan. 16/90

Ryan Miller/Eddie Lack (4-0)

Glenn Healy (3-0)

Pierre Turgeon

Mar. 9/94

9 - Three Times



2015.16 SEASON SUMMARY

1 WIN

0 LOSSES

1 OT

AT VANCOUVER

Dec. 9, 2015 Canucks 2 Rangers 1

ATTENDANCE

18,006

GOALTENDER

Miller/Lundqvist

W GOAL

Daniel Sedin

AT NY RANGERS

Jan. 19, 2016 Canucks 2 Rangers 3 (OT)

ATTENDANCE

18,195

GOALTENDER

Miller/Lundqvist

W GOAL

J.T. Miller

GOALS BY PERIOD

	1st	2nd	3rd	OT	TOTAL
CANUCKS	1	1	2	0	4
RANGERS	0	1	2	1	4

SHOTS BY PERIOD

	1st	2nd	3rd	OT	TOTAL
CANUCKS	18	13	13	1	45
RANGERS	32	21	26	3	82

CANUCKS

Power Play: 1-7 14.3% Penalty Killing: 6-6 100.0%

RANGERS

Power Play: 0-6 0.0% Penalty Killing: 6-7 85.7%

CANUCKS

	GP	G	A	P +/-	PIM	PP	SH	
Alex Edler	2	1	1	2	-1	2	1	0
Daniel Sedin	2	1	1	2	1	0	0	0
Henrik Sedin	1	0	2	2	1	0	0	0
Sven Baertschi	2	1	0	1	E	0	0	0
Alex Burrows	2	1	0	1	1	4	0	0
Bo Horvat	2	0	1	1	-1	0	0	0
Emerson Etem	1	0	1	1	1	0	0	0
Linden Vey	1	0	1	1	1	0	0	0
Matt Bartkowski	2	0	0	0	E	0	0	0
Alex Biega	2	0	0	0	E	2	0	0
Adam Cracknell	2	0	0	0	-1	0	0	0
Derek Dorsett	2	0	0	0	-1	0	0	0
Jannik Hansen	2	0	0	0	1	0	0	0
Ben Hutton	2	0	0	0	1	0	0	0
Jared McCann	2	0	0	0	E	0	0	0
Brandon Prust	2	0	0	0	-1	0	0	0
Chris Tanev	2	0	0	0	E	0	0	0
Radim Vrbata	2	0	0	0	-1	0	0	0
Dan Hamhuis	1	0	0	0	E	4	0	0
Chris Higgins	1	0	0	0	E	0	0	0
Luca Sbisa	1	0	0	0	1	0	0	0

RANGERS

	GP	G	A	P +/-	PIM	PP	SH	
Derek Stepan	1	1	1	2	1	0	0	0
Rick Nash	2	0	2	2	1	2	0	0
Dan Boyle	2	1	0	1	E	0	0	0
J.T. Miller	2	1	0	1	2	0	0	0
Mats Zuccarello	2	1	0	1	E	0	0	0
Chris Kreider	2	0	1	1	E	2	0	0
Ryan McDonagh	2	0	1	1	1	4	0	0
Keith Yandle	2	0	1	1	E	0	0	0
Jesper Fast	2	0	0	0	E	0	0	0
Dan Girardi	2	0	0	0	E	0	0	0
Tanner Glass	2	0	0	0	-1	0	0	0
Kevin Hayes	2	0	0	0	0	0	0	0
Oscar Lindberg	2	0	0	0	-1	2	0	0
Dominic Moore	2	0	0	0	-1	2	0	0
Marc Staal	2	0	0	0	-1	0	0	0
Viktor Stalberg	2	0	0	0	E	0	0	0
Derrick Brassard	1	0	0	0	E	0	0	0
Kevin Klein	1	0	0	0	E	0	0	0
Dylan McIlrath	1	0	0	0	E	0	0	0
Jayson Megna	1	0	0	0	-1	0	0	0
Jarret Stoll	1	0	0	0	E	2	0	0

CANUCKS

Ryan Miller 2 123 1-0-1 4 82 78 1.95 .951

RANGERS

Henrik Lundqvist 2 123 1-1-0 4 45 41 1.95 .911

LAST

	VANCOUVER	NY RANGERS
Last Home Win:	Dec. 9/15 (2-1)	Jan. 19/16 (2-3 OT)
Last Road Win:	Feb. 19/15 (5-4 SO)	Dec. 13/14 (5-1)
Last Shutout:	Jan. 3/08	Oct. 18/11
	Roberto Luongo (3-0)	Henrik Lundqvist (4-0)
Last Tie Game:	Jan. 11/93 (3-3 @ NYR)	
Last Shootout:	Feb. 19/15 (5-4 W @ NYR)	
Last Hat Trick:	Todd Bertuzzi	Chris Kreider
	Mar. 19/02	Nov. 30/13
Most Goals:	7 - Mar. 20/74	9 - Twice
	VAN 7 @ NYR 5	
Canucks in OT:	0-2-5	
Canucks in SO:	1-0	



OTTAWA SENATORS

2015.16 SEASON SUMMARY

1 WIN

1 LOSS

0 OT

AT VANCOUVER

Feb. 25, 2016 Canucks 5 Senators 3

AT OTTAWA

Nov. 12, 2015 Canucks 2 Senators 3

GOALS BY PERIOD

	1st	2nd	3rd	OT	TOTAL
CANUCKS	2	1	4	-	7
SENATORS	2	3	1	-	6

CANUCKS

Power Play: 2-6 33.3% Penalty Killing: 5-7 71.4%

CANUCKS

	GP	G	A	P	+/-	PIM	PP	SH
Matt Bartkowski	2	2	1	3	2	0	0	0
Emerson Etem	1	2	0	2	2	0	0	0
Jake Virtanen	2	1	1	2	E	2	1	0
Bo Horvat	2	0	2	2	1	0	0	0
Linden Vey	1	0	2	2	E	0	0	0
Sven Baertschi	2	1	0	1	E	0	0	0
Alex Edler	1	1	0	1	-1	0	1	0
Derek Dorsett	2	0	1	1	1	2	0	0
Dan Hamhuis	2	0	1	1	2	2	0	0
Jared McCann	2	0	1	1	E	0	0	0
Henrik Sedin	2	0	1	1	-2	2	0	0
Markus Granlund	1	0	1	1	3	0	0	0
Radim Vrbata	1	0	1	1	E	0	0	0
Alex Burrows	2	0	0	0	E	2	0	0
Jannik Hansen	2	0	0	0	E	0	0	0
Ben Hutton	2	0	0	0	-1	0	0	0
Daniel Sedin	2	0	0	0	-1	2	0	0
Chris Tanev	2	0	0	0	-1	2	0	0
Alex Biega	1	0	0	0	-1	0	0	0
Adam Cracknell	1	0	0	0	E	2	0	0
Chris Higgins	1	0	0	0	E	2	0	0
Luca Sbisa	1	0	0	0	1	0	0	0
Yannick Weber	1	0	0	0	1	0	0	0

CANUCKS

GP: 2, MIN: 118, W-L-O: 1-1-0, GA: 6, SA: 55, SV: 49, GAA: 3.04, SV%: .891

LAST

Last Home Win:

Feb. 25/16 (5-3)

Last Road Win:

Nov. 28/13 (5-2)

Last Shutout:

Dec. 28/08

Last Tie Game:

Curtis Sanford (3-0)

Last Shootout:

Mar. 20/98 (1-1 @ OTT)

Last Hat Trick:

Dec. 9/05 (3-2 W @ VAN)

Most Goals:

7 - Jan. 5/94

Canucks in OT:

3-1-3

Canucks in SO:

1-0

VANCOUVER

OTTAWA

Nov. 12/15 (3-2)

Mar. 2/14 (4-2)

Nov. 20/01

Patrick Lalime (3-0)

None

6 - Feb. 2/97

VAN 7 @ OTT 2

VAN 4 @ OTT 6

ATTENDANCE

18,570

GOALTENDER

Miller/Anderson

W GOAL

Jake Virtanen

ATTENDANCE

19,229

GOALTENDER

Miller/Hammond

W GOAL

Chris Wideman

SHOTS BY PERIOD

	1st	2nd	3rd	OT	TOTAL
CANUCKS	15	32	24	-	71
SENATORS	16	20	19	-	55

SENATORS

Power Play: 2-7 28.6% Penalty Killing: 4-6 66.7%

SENATORS

	GP	G	A	P	+/-	PIM	PP	SH
Mike Hoffman	2	1	2	3	1	0	0	0
Bobby Ryan	2	2	0	2	-3	0	1	0
Erik Karlsson	2	1	1	2	-3	4	0	0
Jean-Gabriel Pageau	2	0	2	2	E	0	0	0
Dion Phaneuf	1	0	2	2	-1	2	0	0
Mark Stone	2	1	0	1	2	0	0	1
Chris Wideman	2	1	0	1	-1	0	1	0
Marc Methot	2	0	1	1	3	2	0	0
Kyle Turris	2	0	1	1	-1	0	0	0
Mika Zibanejad	2	0	1	1	-1	0	0	0
Mark Borowiecki	2	0	0	0	-1	0	0	0
Cody Ceci	2	0	0	0	2	2	0	0
Alex Chiasson	2	0	0	0	-1	0	0	0
Curtis Lazar	2	0	0	0	E	0	0	0
Chris Neil	2	0	0	0	-1	0	0	0
Zack Smith	2	0	0	0	E	6	0	0
Jared Cowen	1	0	0	0	E	0	0	0
Ryan Dzingel	1	0	0	0	-1	0	0	0
Milan Michalek	1	0	0	0	-1	0	0	0
Nick Paul	1	0	0	0	-1	0	0	0
Matt Puempel	1	0	0	0	E	0	0	0

SENATORS

GPI: 1, MIN: 60, W-L-O: 1-0-0, GA: 2, SA: 35, SV: 33, GAA: 2.00, SV%: .943

Craig Anderson 1 58 0-1-0 4 35 31 4.10 .886



2015.16 SEASON SUMMARY

1 WIN

1 LOSS

0 OT

AT VANCOUVER

Nov. 2, 2015 Canucks 4 Flyers 1

AT PHILADELPHIA

Dec. 17, 2015 Canucks 0 Flyers 2

ATTENDANCE

18,264

GOALTENDER

Miller/Mason

W GOAL

Bo Horvat

ATTENDANCE

17,943

GOALTENDER

Markstrom/Mason

W GOAL

Michael Raffl

GOALS BY PERIOD

	1st	2nd	3rd	OT	TOTAL
CANUCKS	1	1	2	-	4
FLYERS	1	1	1	-	3

SHOTS BY PERIOD

	1st	2nd	3rd	OT	TOTAL
CANUCKS	22	29	19	-	70
FLYERS	23	22	14	-	59

CANUCKS

Power Play: 0-4 0.0% Penalty Killing: 6-6 100.0%

FLYERS

Power Play: 0-6 0.0% Penalty Killing: 4-4 100.0%

CANUCKS

	GP	G	A	P	+/-	PIM	PP	SH
Bo Horvat	2	1	1	2	E	0	0	0
Matt Bartkowski	2	1	0	1	2	2	0	0
Jannik Hansen	2	1	0	1	1	2	0	0
Jake Virtanen	1	1	0	1	1	2	0	0
Sven Baertschi	2	0	1	1	1	0	0	0
Ben Hutton	2	0	1	1	E	0	0	0
Henrik Sedin	2	0	1	1	E	0	0	0
Chris Tanev	2	0	1	1	E	0	0	0
Radim Vrba	2	0	1	1	-1	2	0	0
Alex Burrows	2	0	0	0	1	0	0	0
Adam Cracknell	2	0	0	0	1	0	0	0
Derek Dorsett	2	0	0	0	E	4	0	0
Alex Edler	2	0	0	0	-1	0	0	0
Jared McCann	2	0	0	0	E	0	0	0
Daniel Sedin	2	0	0	0	-2	2	0	0
Yannick Weber	2	0	0	0	-1	2	0	0
Alex Biega	1	0	0	0	E	2	0	0
Dan Hamhuis	1	0	0	0	2	0	0	0
Chris Higgins	1	0	0	0	-1	0	0	0
Brandon Prust	1	0	0	0	E	0	0	0
Brandon Sutter	1	0	0	0	1	0	0	0

FLYERS

	GP	G	A	P	+/-	PIM	PP	SH
Jakub Voracek	2	0	2	2	E	0	0	0
Claude Giroux	2	1	0	1	E	4	0	0
Michael Raffl	2	1	0	1	1	0	0	0
Sean Couturier	1	1	0	1	2	0	0	0
Matt Read	2	0	1	1	-1	0	0	0
Nick Schultz	2	0	1	1	E	0	0	0
Wayne Simmonds	2	0	1	1	-2	0	0	0
Evgeny Medvedev	1	0	1	1	2	0	0	0
Michael Del Zotto	2	0	0	0	E	2	0	0
Radko Gudas	2	0	0	0	-2	0	0	0
Scott Laughton	2	0	0	0	-3	0	0	0
Brandon Manning	2	0	0	0	-1	2	0	0
Brayden Schenn	2	0	0	0	-1	0	0	0
R.J. Umberger	2	0	0	0	E	0	0	0
Chris VandeVelde	2	0	0	0	1	0	0	0
Ryan White	2	0	0	0	E	4	0	0
Pierre-Edouard Bellemare	1	0	0	0	E	0	0	0
Sam Gagner	1	0	0	0	E	2	0	0
Shayne Gostisbehere	1	0	0	0	E	0	0	0
Vincent Lecavalier	1	0	0	0	E	0	0	0
Luke Schenn	1	0	0	0	E	0	0	0
Mark Streit	1	0	0	0	-1	0	0	0

CANUCKS

	GPI	MIN	W-L-O	GA	SA	SV	GAA	SV%
Ryan Miller	1	60	1-0-0	1	28	27	1.00	.964
Jacob Markstrom	1	58	0-1-0	2	31	29	2.08	.935

FLYERS

	GPI	MIN	W-L-O	GA	SA	SV	GAA	SV%
Steve Mason	2	119	1-1-0	3	69	66	1.51	.957

LAST

	VANCOUVER	PHILADELPHIA
Last Home Win:	Nov. 2/15 (4-1)	Dec. 17/15 (2-0)
Last Road Win:	Jan. 15/15 (4-0)	Dec. 30/13 (4-3 SO)
Last Shutout:	Jan. 15/15	Dec. 17/15
	Ryan Miller (4-0)	Steve Mason (2-0)
Last Tie Game:	Dec. 31/95 (5-5 @ VAN)	
Last Shootout:	Dec. 30/13 (3-4 L @ VAN)	
Last Hat Trick:	Stan Smyl	John LeClair
	Oct. 31/81	Nov. 29/98
Most Goals:	8 - Oct. 31/81	13 - Oct. 13/84
	VAN 8 @ PHI 4	VAN 2 @ PHI 13
Canucks in OT:	1-4-6	
Canucks in SO:	0-1	



PITTSBURGH PENGUINS

2015.16 SEASON SUMMARY

0 WINS

2 LOSSES

0 OT

AT VANCOUVER

Nov. 4, 2015 Canucks 2 Penguins 3

AT PITTSBURGH

Jan. 23, 2016 Canucks 4 Penguins 5

GP	G	A	P	+/-	PIM	PP	SH
CANUCKS	2	0	4	-	6		
PENGUINS	1	1	6	-	8		

CANUCKS

Power Play: 0-5 0.0% Penalty Killing: 6-8 75.0%

CANUCKS	GP	G	A	P	+/-	PIM	PP	SH
Jannik Hansen	2	4	0	4	4	0	0	1
Ben Hutton	2	0	2	2	2	2	0	0
Bo Horvat	2	1	0	1	-1	0	0	0
Daniel Sedin	2	1	0	1	E	2	0	0
Matt Bartkowski	2	0	1	1	1	4	0	0
Derek Dorsett	2	0	1	1	1	4	0	0
Alex Edler	2	0	1	1	-4	0	0	0
Jared McCann	2	0	1	1	3	0	0	0
Chris Tanev	2	0	1	1	-2	2	0	0
Luca Sbisa	1	0	1	1	3	2	0	0
Henrik Sedin	1	0	1	1	E	0	0	0
Michael Zalewski	1	0	1	1	1	2	0	0
Alex Burrows	2	0	0	0	-2	2	0	0
Jake Virtanen	2	0	0	0	-1	0	0	0
Radim Vrbata	2	0	0	0	-3	0	0	0
Sven Baertschi	1	0	0	0	-1	0	0	0
Alex Biega	1	0	0	0	-1	0	0	0
Adam Cracknell	1	0	0	0	E	2	0	0
Emerson Etem	1	0	0	0	-1	0	0	0
Dan Hamhuis	1	0	0	0	2	0	0	0
Chris Higgins	1	0	0	0	E	0	0	0
Brandon Sutter	1	0	0	0	-1	0	0	0
Linden Vey	1	0	0	0	-1	0	0	0
Yannick Weber	1	0	0	0	-1	0	0	0

ATTENDANCE

18,570

GOALTENDER

Miller/Fleury

W GOAL

Eric Fehr

ATTENDANCE

18,539

GOALTENDER

Miller/Fleury

W GOAL

Sidney Crosby

SHOTS BY PERIOD	1st	2nd	3rd	OT	TOTAL
CANUCKS	16	16	20	-	52
PENGUINS	16	16	21	-	53

PENGUINS

Power Play: 2-8 25.0% Penalty Killing: 5-5 100.0%

PENGUINS	GP	G	A	P	+/-	PIM	PP	SH
Evgeni Malkin	2	3	0	3	3	0	1	0
Phil Kessel	2	0	3	3	2	2	0	0
Kris Letang	2	0	3	3	-4	0	0	0
Sidney Crosby	2	2	0	2	-5	0	1	0
Eric Fehr	2	1	0	1	3	2	0	1
David Perron	1	1	0	1	1	2	0	0
Bryan Rust	1	1	0	1	1	0	0	0
Brian Dumoulin	2	0	1	1	3	2	0	0
Ben Lovejoy	2	0	1	1	2	0	0	0
Trevor Daley	1	0	1	1	2	0	0	0
Carl Hagelin	1	0	1	1	3	0	0	0
Tom Kuhnhackl	1	0	1	1	1	0	0	0
Rob Scuderi	1	0	1	1	1	2	0	0
Beau Bennett	2	0	0	0	E	0	0	0
Matt Cullen	2	0	0	0	-1	0	0	0
Patric Hornqvist	2	0	0	0	-5	0	0	0
Olli Maatta	2	0	0	0	-3	0	0	0
Nick Bonino	1	0	0	0	E	2	0	0
Ian Cole	1	0	0	0	E	2	0	0
Pascal Dupuis	1	0	0	0	-2	0	0	0
Chris Kunitz	1	0	0	0	E	0	0	0
Sergei Plotnikov	1	0	0	0	E	2	0	0
Kevin Porter	1	0	0	0	E	0	0	0
Derrick Pouliot	1	0	0	0	E	0	0	0
Conor Sheary	1	0	0	0	-1	0	0	0

CANUCKS	GPI	MIN	W-L-O	GA	SA	SV	GAA	SV%
Ryan Miller	2	117	0-2-0	7	52	45	3.60	.865

PENGUINS	GPI	MIN	W-L-O	GA	SA	SV	GAA	SV%
Marc-Andre Fleury	2	120	2-0-0	6	52	46	3.01	.885

LAST	VANCOUVER	PITTSBURGH
Last Home Win:	Feb. 7/15 (5-0)	Jan. 23/16 (5-4)
Last Road Win:	Dec. 4/14 (3-0)	Nov. 4/15 (3-2)
Last Shutout:	Feb. 7/15 Ryan Miller (5-0)	Feb. 14/00 J-S. Aubin (3-0)
Last Tie Game:	Oct. 30/98 (2-2 @ VAN)	
Last Shootout:	Jan. 7/14 (5-4 L @ VAN)	
Last Hat Trick:	Jannik Hansen Jan. 23/16	Evgeni Malkin Jan. 23/16
Most Goals:	10 - Dec. 19/80 VAN 10 @ PIT 4	9 - Three Times
Canucks in OT:	1-3-7	
Canucks in SO:	0-4	



2015.16 SEASON SUMMARY

2 WINS

3 LOSSES

0 OT

AT VANCOUVER

Mar. 29, 2016	Canucks 1	Sharks 4
Mar. 3, 2016	Canucks 2	Sharks 3
Feb. 28, 2016	Canucks 1	Sharks 4

AT SAN JOSE

Mar. 31, 2016	Canucks 4	Sharks 2
Mar. 5, 2016	Canucks 4	Sharks 2

GOALS BY PERIOD	1st	2nd	3rd	OT	TOTAL
CANUCKS	5	3	4	-	12
SHARKS	1	4	10	-	15

CANUCKS

Power Play: 3-15	20.0%	Penalty Killing: 15-19	78.9%
------------------	-------	------------------------	-------

CANUCKS	GP	G	A	P	+/-	PIM	PP	SH
Daniel Sedin	5	3	0	3	-1	6	1	0
Sven Baertschi	5	1	2	3	-3	0	0	0
Dan Hamhuis	5	1	2	3	2	4	1	0
Bo Horvat	5	1	2	3	-2	2	0	0
Ben Hutton	5	0	3	3	-3	2	0	0
Alex Burrows	5	1	1	2	1	2	0	0
Jake Virtanen	4	1	1	2	1	15	0	0
Jannik Hansen	3	1	1	2	-2	2	0	0
Henrik Sedin	5	0	2	2	-1	2	0	0
Markus Granlund	5	1	0	1	2	4	0	0
Linden Vey	4	1	0	1	-1	2	1	0
Chris Higgins	2	1	0	1	E	0	0	1
Jared McCann	4	0	1	1	-1	2	0	0
Chris Tanev	4	0	1	1	-3	0	0	0
Luca Sbisa	3	0	1	1	1	0	0	0
Alex Biega	5	0	0	0	E	2	0	0
Emerson Etem	5	0	0	0	-1	0	0	0
Matt Bartkowski	4	0	0	0	1	4	0	0
Brendan Gaunce	4	0	0	0	-1	0	0	0
Derek Dorsett	3	0	0	0	E	7	0	0
Yannick Weber	2	0	0	0	-3	0	0	0
Adam Cracknell	1	0	0	0	E	0	0	0
Andrey Pedan	1	0	0	0	E	5	0	0
Nikita Tryamkin	1	0	0	0	1	0	0	0

CANUCKS	GPI	MIN	W-L-O	GA	SA	SV	GAA	SV%
Jacob Markstrom	2	117	1-1-0	5	64	59	2.55	.922
Ryan Miller	3	174	1-2-0	8	91	83	2.75	.912A

LAST

	VANCOUVER	SAN JOSE
Last Home Win:	Jan. 21/12 (4-3)	Oct. 3/13 (4-1)
Last Road Win:	Mar. 31/16 (4-2)	Mar. 29/16 (4-1)
Last Shutout:	Feb. 8/01	Dec. 23/08
	Bob Essensa (0-0)	Evgeni Nabokov (5-0)
Last Tie Game:	Feb. 8/01 (0-0 @ VAN)	
Last Shootout:	Mar. 5/13 (2-3 L @ VAN)	
Last Hat Trick:	Markus Naslund	Logan Couture
	Oct. 21/02	Mar. 29/16
Most Goals:	8 - Twice	7 - Four times
Canucks in OT:	5-3-13	
Canucks in SO:	1-3	

ATTENDANCE	GOALTENDER	W GOAL
18,315	Markstrom/Reimer	Logan Couture
18,422	Miller/Jones	Patrick Marleau
18,570	Miller/Jones	Tomas Hertl

ATTENDANCE	GOALTENDER	W GOAL
15,689	Miller/Jones	Jannik Hansen
17,562	Markstrom/Reimer	Dan Hamhuis

SHOTS BY PERIOD	1st	2nd	3rd	OT	TOTAL
CANUCKS	59	38	33	-	130
SHARKS	46	54	57	-	157

SHARKS

Power Play: 4-19	21.1%	Penalty Killing: 12-15	80.0%
------------------	-------	------------------------	-------

SHARKS	GP	G	A	P	+/-	PIM	PP	SH
Brent Burns	5	2	5	7	1	2	1	0
Logan Couture	5	4	2	6	1	0	1	0
Joe Thornton	5	0	5	5	E	2	0	0
Patrick Marleau	5	3	1	4	-3	0	2	0
Joe Pavelski	5	2	2	4	E	4	0	0
Tomas Hertl	5	2	1	3	2	0	0	0
Marc-Edouard Vlasic	3	0	3	3	4	20	0	0
Justin Braun	5	1	1	2	3	4	0	0
Joonas Donskoi	5	0	2	2	1	2	0	0
Micheal Haley	3	1	0	1	E	16	0	0
Nick Spaling	5	0	1	1	3	0	0	0
Dainius Zubrus	5	0	1	1	1	0	0	0
Brenden Dillon	5	0	0	0	-1	2	0	0
Paul Martin	5	0	0	0	-1	0	0	0
Roman Polak	5	0	0	0	-1	2	0	0
Chris Tierney	5	0	0	0	E	0	0	0
Joel Ward	4	0	0	0	-2	2	0	0
Melker Karlsson	3	0	0	0	-1	2	0	0
Matt Nieto	3	0	0	0	E	0	0	0
Dylan DeMelo	2	0	0	0	1	4	0	0
Tommy Wingels	2	0	0	0	E	0	0	0

SHARKS	GPI	MIN	W-L-O	GA	SA	SV	GAA	SV%
Martin Jones	3	178	2-1-0	6	79	73	2.02	.924
James Reimer	2	118	1-1-0	4	49	45	2.04	.918



ST. LOUIS BLUES

2015.16 SEASON SUMMARY

0 WINS

3 LOSSES

0 OT

AT VANCOUVER

Mar. 19, 2016	Canucks 0	Blues 3
Oct. 16, 2015	Canucks 3	Blues 4

AT ST. LOUIS

Mar. 25, 2016	Canucks 0	Blues 4
---------------	-----------	---------

GOALS BY PERIOD

	1st	2nd	3rd	OT	TOTAL
CANUCKS	0	1	2	-	3
BLUES	3	4	4	-	11

CANUCKS

Power Play: 0-9	0.0%	Penalty Killing: 10-11	90.9%
-----------------	------	------------------------	-------

CANUCKS

	GP	G	A	P	+/-	PIM	PP	SH
Brandon Sutter	1	1	2	3	2	0	0	1
Daniel Sedin	3	1	0	1	E	2	0	0
Jared McCann	2	1	0	1	E	0	0	0
Alexandre Burrows	3	0	1	1	-1	9	0	0
Ben Hutton	3	0	1	1	-2	0	0	0
Luca Sbisa	1	0	1	1	2	2	0	0
Matt Bartkowski	3	0	0	0	-4	4	0	0
Dan Hamhuis	3	0	0	0	-1	2	0	0
Bo Horvat	3	0	0	0	-4	0	0	0
Henrik Sedin	3	0	0	0	-1	2	0	0
Jake Virtanen	3	0	0	0	E	0	0	0
Sven Baertschi	2	0	0	0	-2	0	0	0
Derek Dorsett	2	0	0	0	-5	5	0	0
Emerson Etem	2	0	0	0	-2	0	0	0
Brendan Gaunce	2	0	0	0	-2	0	0	0
Jannik Hansen	2	0	0	0	-1	2	0	0
Chris Higgins	2	0	0	0	-3	0	0	0
Andrey Pedan	2	0	0	0	-1	4	0	0
Nikita Tryamkin	2	0	0	0	-3	0	0	0
Linden Vey	2	0	0	0	-3	0	0	0
Alex Biega	1	0	0	0	-1	0	0	0
Adam Cracknell	1	0	0	0	E	0	0	0
Alexander Edler	1	0	0	0	-1	0	0	0
Alexandre Grenier	1	0	0	0	E	0	0	0
Brandon Prust	1	0	0	0	E	0	0	0
Christopher Tanev	1	0	0	0	-2	0	0	0
Radim Vrbata	1	0	0	0	-1	0	0	0
Yannick Weber	1	0	0	0	E	0	0	0

CANUCKS	GPI	MIN	W-L-O	GA	SA	SV	GAA	SV%
Ryan Miller	2	117	0-2-0	6	81	75	3.09	.926
Jacob Markstrom	1	60	0-1-0	4	37	33	4.00	.892

LAST

VANCOUVER

Last Home Win:	Mar. 1/15 (6-5 SO)
Last Road Win:	Mar. 30/15 (4-1)
Last Shutout:	Feb. 26/14
	Eddie Lack (1-0)
Last Tie Game:	Mar. 13/03 (4-4 @ VAN)
Last Shootout:	Mar. 1/15 (6-5 W @ VAN)
Last Hat Trick:	Alexander Mogilya
	Dec. 15/96

Most Goals: 8 - Four Times

Canucks in OT: 8-1-11

Canucks in SO: 3-2

ST. LOUIS

Mar. 25/16 (4-0)
Mar. 19/16 (3-0)
Mar. 25/16 (4-0)
Brian Elliott (4-0)

Brett Hull

Nov. 10/09

9 - Feb. 7/81

VAN 2 @ STL 9

ATTENDANCE

18,402	Miller/Elliott
18,362	Miller/Allen

GOALTENDER

Miller/Elliott	Troy Brouwer
Miller/Allen	Kyle Brodziak

W GOAL

Troy Brouwer
Kyle Brodziak

ATTENDANCE

19,580	Markstrom/Elliott
--------	-------------------

GOALTENDER

Markstrom/Elliott	Kyle Brodziak
-------------------	---------------

W GOAL

Kyle Brodziak

SHOTS BY PERIOD

	1st	2nd	3rd	OT	TOTAL
CANUCKS	22	23	23	-	68
BLUES	42	37	40	-	119

BLUES

Power Play: 1-11	91%	Penalty Killing: 9-9	100.0%
------------------	-----	----------------------	--------

BLUES

	GP	G	A	P	+/-	PIM	PP	SH
Paul Stastny	3	0	5	5	5	0	0	0
Troy Brouwer	3	1	3	4	4	2	1	0
Vladimir Tarasenko	3	1	3	4	4	4	0	0
Carl Gunnarsson	3	1	2	3	4	0	0	0
Jaden Schwartz	3	1	2	3	3	0	0	0
Kyle Brodziak	3	2	0	2	2	0	0	1
Jori Lehtera	3	1	1	2	1	2	0	0
Robby Fabbri	2	1	1	2	2	0	0	0
Alexander Steen	1	1	1	2	E	2	0	0
Joel Edmundson	3	1	0	1	3	2	0	0
Robert Bortuzzo	2	1	0	1	2	5	0	0
Colton Parayko	3	0	1	1	3	0	0	0
Scottie Upshall	3	0	1	1	E	0	0	0
Kevin Shattenkirk	2	0	1	1	1	7	0	0
David Backes	3	0	0	0	-2	0	0	0
Dmitrij Jaskin	3	0	0	0	E	0	0	0
Alex Pietrangelo	3	0	0	0	2	0	0	0
Patrik Berglund	2	0	0	0	E	2	0	0
Jay Bouwmeester	2	0	0	0	-1	0	0	0
Ryan Reaves	2	0	0	0	E	0	0	0
Scott Gomez	1	0	0	0	E	0	0	0
Steve Ott	1	0	0	0	1	2	0	0

BLUES	GPI	MIN	W-L-O	GA	SA	SV	GAA	SV%
Brian Elliott	2	120	2-0-0	0	34	34	0.00	1.000
Jake Allen	1	60	1-0-0	3	34	31	3.00	.912



2015.16 SEASON SUMMARY

1 WIN

0 LOSSES

1 OT

AT VANCOUVER

Jan. 9, 2016 Canucks 2 Lightning 3 (OT)

AT TAMPA BAY

Dec. 22, 2015 Canucks 2 Lightning 1

GOALS BY PERIOD

	1st	2nd	3rd	OT	TOTAL
CANUCKS	2	0	2	0	4
LIGHTNING	1	1	1	1	4

CANUCKS

Power Play: 1-3 33.3% Penalty Killing: 13-14 92.9%

CANUCKS	GP	G	A	P	+/-	PIM	PP	SH
Sven Baertschi	2	2	0	2	1	0	1	0
Bo Horvat	2	1	1	2	1	0	0	0
Alex Biega	2	0	2	2	2	0	0	0
Daniel Sedin	2	1	0	1	1	2	0	0
Ben Hutton	2	0	1	1	2	2	0	0
Henrik Sedin	2	0	1	1	1	2	0	0
Radim Vrba	2	0	1	1	3	2	0	0
Yannick Weber	2	0	1	1	-1	6	0	0
Matt Bartkowski	2	0	0	0	E	2	0	0
Alex Burrows	2	0	0	0	E	0	0	0
Adam Cracknell	2	0	0	0	-1	2	0	0
Derek Dorsett	2	0	0	0	-2	2	0	0
Alex Edler	2	0	0	0	-2	6	0	0
Brandon Prust	2	0	0	0	-1	5	0	0
Chris Tanev	2	0	0	0	-1	0	0	0
Jannik Hansen	1	0	0	0	E	2	0	0
Chris Higgins	1	0	0	0	E	0	0	0
Ronalds Kenins	1	0	0	0	E	2	0	0
Jared McCann	1	0	0	0	E	0	0	0
Linden Vey	1	0	0	0	-1	0	0	0
Jake Virtanen	1	0	0	0	E	0	0	0

CANUCKS

Jacob Markstrom 2 124 1-0-1 4 62 58 194 .935

LAST

	VANCOUVER	TAMPA BAY
Last Home Win:	Feb. 27/09 (2-1)	Jan. 20/15 (4-1)
Last Road Win:	Dec. 22/15 (2-1)	Jan. 9/16 (3-2 OT)
Last Shutout:	Jan. 6/93	None
	Kirk McLean (7-0 @ VAN))	
Last Tie Game:	Dec. 10/01 (1-1 @ VAN)	
Last Shootout:	Jan. 10/12 (5-4 W @ TB)	
Last Hat Trick:	Alexander Mogilny	None
	Jan. 6/96	
Most Goals:	9 - Jan. 6/96	5 - Three Times
	VAN 9 vs TB 2	
Canucks in OT:	2-3-3	
Canucks in SO:	1-0	

ATTENDANCE

18,335 Markstrom/Vasilevskiy Nikita Kucherov

ATTENDANCE

19,092 Markstrom/Bishop Daniel Sedin

SHOTS BY PERIOD

	1st	2nd	3rd	OT	TOTAL
CANUCKS	15	16	8	3	42
LIGHTNING	10	22	27	3	62

LIGHTNING

Power Play: 1-14 7.1% Penalty Killing: 2-3 66.7%

LIGHTNING	GP	G	A	P	+/-	PIM	PP	SH
Nikita Kucherov	2	1	2	3	1	2	0	0
Anton Stralman	2	0	3	3	1	0	0	0
Vladislav Namestnikov	2	0	2	2	3	0	0	0
Valtteri Filppula	2	1	0	1	-1	0	0	0
Alex Killorn	2	1	0	1	1	2	0	0
Jonathan Marchessault	1	1	0	1	-1	0	1	0
Ryan Callahan	2	0	1	1	E	4	0	0
Braydon Coburn	2	0	0	0	E	0	0	0
Erik Condra	2	0	0	0	-1	0	0	0
Jason Garrison	2	0	0	0	-2	0	0	0
Victor Hedman	2	0	0	0	E	0	0	0
Nikita Nesterov	2	0	0	0	E	2	0	0
Cedric Paquette	2	0	0	0	-2	0	0	0
Steven Stamkos	2	0	0	0	E	0	0	0
Andrei Sustr	2	0	0	0	-1	0	0	0
Mike Angelidis	1	0	0	0	E	5	0	0
Mike Blunden	1	0	0	0	E	0	0	0
Brian Boyle	1	0	0	0	E	0	0	0
J.T. Brown	1	0	0	0	E	0	0	0
Matthew Carle	1	0	0	0	E	0	0	0
Tyler Johnson	1	0	0	0	E	0	0	0
Ondrej Palat	1	0	0	0	E	0	0	0

LIGHTNING

Andrei Vasilevskiy 1 64 1-0-0 2 23 21 1.88 .913
Ben Bishop 1 58 0-1-0 2 19 17 2.08 .895



TORONTO MAPLE LEAFS

2015.16 SEASON SUMMARY

0 WINS

2 LOSSES

0 OT

AT VANCOUVER

Feb. 13, 2016 Canucks 2 Maple Leafs 5

AT TORONTO

Nov. 14, 2016 Canucks 2 Maple Leafs 4

GOALS BY PERIOD	1st	2nd	3rd	OT	TOTAL
CANUCKS	0	2	2	-	4
MAPLE LEAFS	1	3	5	-	9

CANUCKS

Power Play: 1-6 16.7% Penalty Killing: 7-8 87.5%

CANUCKS

GP	G	A	P	+/-	PIM	PP	SH	
Jannik Hansen	2	1	1	2	1	2	0	0
Daniel Sedin	2	1	1	2	-1	0	0	0
Sven Baertschi	2	1	0	1	-3	2	0	0
Alex Burrows	2	1	0	1	-1	4	1	0
Bo Horvat	2	0	1	1	-4	2	0	0
Henrik Sedin	2	0	1	1	-1	2	0	0
Radim Vrbata	2	0	1	1	-3	2	0	0
Yannick Weber	2	0	1	1	-3	0	0	0
Alex Edler	1	0	1	1	E	0	0	0
Matt Bartkowski	2	0	0	0	-2	2	0	0
Derek Dorsett	2	0	0	0	E	4	0	0
Dan Hamhuis	2	0	0	0	-2	0	0	0
Ben Hutton	2	0	0	0	-3	0	0	0
Jared McCann	2	0	0	0	-1	0	0	0
Chris Tanev	2	0	0	0	E	0	0	0
Jake Virtanen	2	0	0	0	-1	2	0	0
Adam Cracknell	1	0	0	0	E	0	0	0
Emerson Etem	1	0	0	0	-1	0	0	0
Chris Higgins	1	0	0	0	E	0	0	0
Luca Sbisa	1	0	0	0	E	0	0	0
Linden Vey	1	0	0	0	-1	0	0	0

CANUCKS	GPI	MIN	W-L-O	GA	SA	SV	GAA	SV%
Ryan Miller	2	115	0-2-0	7	76	69	3.66	.908

LAST

	VANCOUVER	TORONTO
Last Home Win:	Mar. 14/15 (4-1)	Nov. 14/15 (4-2)
Last Road Win:	Dec. 17/11 (5-3)	Feb. 13/16 (5-2)
Last Shutout:	Nov. 2/13	Mar. 15/03
	Roberto Luongo (4-0)	Ed Belfour (1-0)
Last Tie Game:	Mar. 8/03 (3-3 @ TOR)	
Last Shootout:	Feb. 21/09 (3-2 W @ TOR)	
Last Hat Trick:	Markus Naslund	Rick Vaive
	Oct. 18/01	Feb. 18/87
Most Goals:	8 - Twice	8 - Twice
Canucks in OT:	2-3-13	
Canucks in SO:	1-0	

ATTENDANCE

18,570

GOALTENDER

Miller/Reimer

W GOAL

Brendan Leipsic

ATTENDANCE

19,798

GOALTENDER

Miller/Reimer

W GOAL

Shawn Matthias

SHOTS BY PERIOD	1st	2nd	3rd	OT	TOTAL
CANUCKS	13	20	31	-	64
MAPLE LEAFS	26	30	22	-	78

MAPLE LEAFS

Power Play: 1-8 12.5% Penalty Killing: 5-6 83.3%

MAPLE LEAFS

GP	G	A	P	+/-	PIM	PP	SH	
Jake Gardiner	2	0	3	3	2	0	0	0
Mark Arcobello	1	2	0	2	2	0	0	0
Leo Komarov	2	1	1	2	-1	2	0	0
P.A. Parenteau	2	1	1	2	3	2	1	0
Nick Spaling	2	0	2	2	2	0	0	0
Daniel Winnik	2	0	2	2	2	0	0	0
Brad Boyes	1	1	0	1	1	0	0	0
Brendan Leipsic	1	1	0	1	1	2	0	0
Joffrey Lupul	1	1	0	1	1	0	0	0
Shawn Matthias	1	1	0	1	1	0	0	0
James van Riemsdyk	1	1	0	1	E	0	0	0
Peter Holland	2	0	1	1	-1	0	0	0
Roman Polak	2	0	1	1	5	4	0	0
Tyler Bozak	1	0	1	1	1	0	0	0
Rich Clune	1	0	1	1	1	0	0	0
Nazem Kadri	1	0	1	1	E	0	0	0
Byron Froese	2	0	0	0	1	0	0	0
Michael Grabner	2	0	0	0	-1	0	0	0
Matt Hunwick	2	0	0	0	1	0	0	0
Morgan Rielly	2	0	0	0	-1	0	0	0
Frank Corrado	1	0	0	0	1	2	0	0
Colin Greening	1	0	0	0	2	0	0	0
Scott Harrington	1	0	0	0	2	0	0	0
Martin Marincin	1	0	0	0	1	0	0	0
Dion Phaneuf	1	0	0	0	-1	4	0	0

MAPLE LEAFS	GPI	MIN	W-L-O	GA	SA	SV	GAA	SV%
James Reimer	2	120	2-0-0	4	64	60	2.00	.938



2015.16 SEASON SUMMARY

0 WINS

2 LOSSES

0 OT

AT VANCOUVER

Oct. 22, 2015 Canucks 2 Capitals 3

AT WASHINGTON

Jan. 14, 2016 Canucks 1 Capitals 4

GOALS BY PERIOD

	1st	2nd	3rd	OT	TOTAL
CANUCKS	0	2	1	-	3
CAPITALS	1	2	4	-	7

CANUCKS

Power Play: 2-6 33.3% Penalty Killing: 4-4 100.0%

CANUCKS

	GP	G	A	P	+/-	PIM	PP	SH
Radim Vrbata	2	2	1	3	-3	0	1	0
Henrik Sedin	2	1	2	3	-1	0	1	0
Alex Edler	2	0	1	1	-2	4	0	0
Bo Horvat	2	0	1	1	-3	0	0	0
Daniel Sedin	2	0	1	1	-1	0	0	0
Sven Baertschi	2	0	0	0	-2	0	0	0
Matt Bartkowski	2	0	0	0	-5	0	0	0
Alex Burrows	2	0	0	0	-1	0	0	0
Derek Dorsett	2	0	0	0	-1	2	0	0
Ben Hutton	2	0	0	0	-2	0	0	0
Brandon Prust	2	0	0	0	-2	0	0	0
Chris Tanev	2	0	0	0	E	0	0	0
Jake Virtanen	2	0	0	0	-1	0	0	0
Alex Biega	1	0	0	0	-2	0	0	0
Adam Cracknell	1	0	0	0	-1	0	0	0
Emerson Etem	1	0	0	0	-1	0	0	0
Dan Hamhuis	1	0	0	0	E	0	0	0
Jannik Hansen	1	0	0	0	E	2	0	0
Jared McCann	1	0	0	0	E	0	0	0
Luca Sbisa	1	0	0	0	-1	0	0	0
Brandon Sutter	1	0	0	0	E	0	0	0
Linden Vey	1	0	0	0	-1	2	0	0
Yannick Weber	1	0	0	0	-1	0	0	0

CANUCKS

GPI MIN W-L-O GA SA SV GAA SV%

Ryan Miller 2 116 0-2-0 6 74 68 3.10 .919

LAST

	VANCOUVER	WASHINGTON
Last Home Win:	Oct. 26/14 (4-2)	Jan. 14/16 (4-1)
Last Road Win:	Dec. 12/14 (4-3)	Oct. 22/15 (3-2)
Last Shutout:	Mar. 23/03 Alex Auld (6-0)	Mar. 12/96 Jim Carey (9-0)
Last Tie Game:	Feb. 10/96 (4-4 @ VAN)	
Last Shootout:	Oct. 27/06 (3-2 W @ VAN)	
Last Hat Trick:	Don Lever Feb. 1/75	Mike Gartner Feb. 20/87
Most Goals:	7 - Three times	9 - Mar. 12/96 VAN 0 @ WSH 9
Canucks in OT:	0-4-6	
Canucks in SO:	1-0	

ATTENDANCE

18,605

GOALTENDER

Miller/Holtby

W GOAL

Alex Ovechkin

ATTENDANCE

18,188

GOALTENDER

Miller/Holtby

W GOAL

Karl Alzner

SHOTS BY PERIOD

	1st	2nd	3rd	OT	TOTAL
CANUCKS	16	24	15	-	55
CAPITALS	24	27	24	-	75

CAPITALS

Power Play: 0-4 0.0% Penalty Killing: 4-6 66.7%

CAPITALS

	GP	G	A	P	+/-	PIM	PP	SH
Evgeny Kuznetsov	2	2	2	4	4	0	0	0
Andre Burakovsky	2	0	3	3	3	0	0	0
Jay Beagle	1	1	1	2	2	0	0	0
Dmitry Orlov	2	0	2	2	2	0	0	0
Karl Alzner	2	1	0	1	4	2	0	0
Jason Chimera	2	1	0	1	1	2	0	0
Alex Ovechkin	2	1	0	1	E	0	0	0
Tom Wilson	2	1	0	1	1	0	0	0
Marcus Johansson	2	0	1	1	1	2	0	0
Justin Williams	2	0	1	1	4	0	0	0
John Carlson	1	0	1	1	E	0	0	0
Nicklas Backstrom	2	0	0	0	E	4	0	0
Brooks Laich	2	0	0	0	1	2	0	0
Matt Niskanen	2	0	0	0	3	0	0	0
T.J. Oshie	2	0	0	0	1	0	0	0
Nate Schmidt	2	0	0	0	1	0	0	0
Taylor Chorney	1	0	0	0	1	0	0	0
Stanislav Galiev	1	0	0	0	E	0	0	0
Aaron Ness	1	0	0	0	1	0	0	0
Brooks Orpik	1	0	0	0	E	2	0	0
Zach Sill	1	0	0	0	E	0	0	0
Chandler Stephenson	1	0	0	0	E	0	0	0

CAPITALS

GPI MIN W-L-O GA SA SV GAA SV%

Braden Holtby 2 120 2-0-0 3 55 52 1.50 .945



WINNIPEG JETS

2015.16 SEASON SUMMARY

0 WINS

3 LOSSES

0 OT

AT VANCOUVER

Mar. 14, 2016 Canucks 2 Jets 5

AT WINNIPEG

Mar. 22, 2016 Canucks 0 Jets 2

Nov. 18, 2016 Canucks 1 Jets 4

GOALS BY PERIOD

	1st	2nd	3rd	OT	TOTAL
CANUCKS	0	1	2	0	3
JETS	3	2	6	0	11

CANUCKS

Power Play: 1-10 10.0% Penalty Killing: 8-9 88.9%

CANUCKS

	GP	G	A	P	+/-	PIM	PP	SH
Jared McCann	3	1	0	1	1	2	0	0
Daniel Sedin	3	1	0	1	-2	0	1	0
Jake Virtanen	3	1	0	1	-2	0	0	0
Dan Hamhuis	3	0	1	1	-3	4	0	0
Henrik Sedin	3	0	1	1	-4	2	0	0
Alex Burrows	2	0	1	1	-2	0	0	0
Christopher Tanev	2	0	1	1	-1	0	0	0
Sven Baertschi	3	0	0	0	-3	0	0	0
Matt Bartkowski	3	0	0	0	-3	0	0	0
Alexandre Grenier	3	0	0	0	-3	2	0	0
Bo Horvat	3	0	0	0	-4	0	0	0
Ben Hutton	3	0	0	0	-6	0	0	0
Alex Biega	2	0	0	0	-1	2	0	0
Derek Dorsett	2	0	0	0	-1	4	0	0
Emerson Etem	2	0	0	0	-1	0	0	0
Chris Higgins	2	0	0	0	-1	0	0	0
Luca Sbisa	2	0	0	0	E	7	0	0
Linden Vey	2	0	0	0	E	0	0	0
Adam Cracknell	1	0	0	0	E	0	0	0
Alex Edler	1	0	0	0	-1	0	0	0
Brendan Gaunce	1	0	0	0	-1	0	0	0
Markus Granlund	1	0	0	0	-1	0	0	0
Jannik Hansen	1	0	0	0	-1	2	0	0
Andrey Pedan	1	0	0	0	-1	0	0	0
Nikita Tryamkin	1	0	0	0	E	2	0	0
Radim Vrbata	1	0	0	0	-1	0	0	0

CANUCKS	GPI	MIN	W-L-O	GA	SA	SV	GAA	SV%
Jacob Markstrom	2	119	0-2-0	6	77	71	3.02	.922
Ryan Miller	1	60	0-1-0	3	33	30	3.02	.909

LAST

	VANCOUVER	WINNIPEG
Last Home Win:	Mar. 24/15 (5-2)	Mar. 22/16 (2-0)
Last Road Win:	Mar. 12/14 (3-2 SO)	Mar. 14/16 (5-2)
Last Shutout:	Feb. 25/03	Mar. 22/16
	Dan Cloutier (8-0)	Ondrej Pavelec (2-0)
Last Tie Game:	Oct. 27/00 (1-1 @ VAN)	
Last Shootout:	Mar. 12/14 (3-2 W @ WPG)	
Last Hat Trick:	Daniel Sedin Dec. 10/09	Dean Sylvester Nov. 22/99
Most Goals:	8 - Feb. 25/03 VAN 8 vs ATL 0	6 - Nov. 22/99 VAN 3 @ ATL 6
Canucks in OT:	1-0-3	
Canucks in SO:	1-1	

ATTENDANCE

18,361 Markstrom/Hutchinson Alex Burmistrov

ATTENDANCE

15,294 Markstrom/Pavelec Adam Lowry

15,294 Miller/Pavelec Drew Stafford

SHOTS BY PERIOD

	1st	2nd	3rd	OT	TOTAL
CANUCKS	31	25	30	0	86
JETS	34	35	43	0	112

JETS

Power Play: 1-9 11.1% Penalty Killing: 9-10 90.0%

JETS

	GP	G	A	P	+/-	PIM	PP	SH
Mark Scheifele	3	4	1	5	4	0	1	0
Mathieu Perreault	2	0	5	5	5	0	0	0
Drew Stafford	3	2	1	3	3	2	0	0
Marko Dano	2	2	1	3	3	4	0	0
Tyler Myers	3	1	2	3	2	0	0	0
Blake Wheeler	3	0	3	3	1	2	0	0
Alexander Burmistrov	3	1	1	2	3	2	0	0
Adam Lowry	3	1	1	2	1	2	0	0
Toby Enstrom	2	0	2	2	2	2	0	0
Chris Thorburn	3	0	1	1	1	2	0	0
Ben Chiarot	2	0	1	1	2	0	0	0
Matt Halischuk	2	0	1	1	1	0	0	0
Scott Kosmachuk	2	0	1	1	E	0	0	0
Andrew Copp	3	0	0	0	E	0	0	0
Jacob Trouba	3	0	0	0	4	2	0	0
Dustin Byfuglien	2	0	0	0	3	2	0	0
Julian Melchiori	2	0	0	0	E	0	0	0
Paul Postma	2	0	0	0	2	0	0	0
Chase De Leo	1	0	0	0	E	0	0	0
Nikolaj Ehlers	1	0	0	0	E	0	0	0
Andrew Ladd	1	0	0	0	1	0	0	0
JC Lipon	1	0	0	0	E	0	0	0
Bryan Little	1	0	0	0	E	0	0	0
Adam Pardy	1	0	0	0	1	2	0	0
Anthony Peluso	1	0	0	0	E	5	0	0
Nic Petan	1	0	0	0	1	2	0	0
Mark Stuart	1	0	0	0	E	2	0	0

JETS	GPI	MIN	W-L-O	GA	SA	SV	GAA	SV%
Ondrej Pavelec	2	120	2-0-0	1	58	57	0.50	.983
Michael Hutchinson	1	60	1-0-0	2	28	26	2.01	.929





19
MARKUS
WASLUND

16
TREVOR
LINDEN

2008

1988-1998
2001-2008

HISTORY

BAUER

BAUER

BAUER

CCM

TEAM HISTORY



On October 9, 1970 the Vancouver Canucks played the first game of their inaugural NHL season before 15,062 people at the Pacific Coliseum on Renfrew Street, a 3-1 loss to the visiting Los Angeles Kings. The game marked the start of an NHL tradition on the West Coast that endures 46 years to the present day.

Long before an NHL team was formed, the city had already established a strong hockey tradition with the Vancouver Millionaires, who played in the Pacific Coast Hockey Association from 1912 to 1922. At home in the 10,500 seat Denman Arena, the Millionaires swept the Ottawa Senators in a National Hockey Association interleague series to win the Stanley Cup in 1915 (the NHA became the NHL 1917).

The Vancouver Canucks owe the origins of their name to the Pacific Coast Hockey League (1945-51) and Western Hockey League (1952-69) Vancouver Canucks, who enjoyed notable success, capturing six President's/Lester Patrick Cups, two PCHL titles and four WHL titles. The name "Canuck" is generally defined as a slang word to describe a Canadian. Also used in early political cartoons then comic books and personified by fictional character Johnny Canuck, the word Canuck was a term of endearment reflecting the courage and bravery of Canadian soldiers defined during the World Wars. Today it's equally synonymous with the team, its players and fans and an accepted term for a Canadian.

The original Vancouver Canucks roster was built through an Expansion Draft to accommodate the NHL's newest members, Vancouver and Buffalo, shaping the character and identity of the club. Orland Kurtenbach, the first team captain, and Pat Quinn, a defenceman and later General Manager, Head Coach and President,

became prominent figures throughout the club's history and are celebrated today as members of the Canucks Ring of Honour for their impact and legacy on the franchise.

In a welcome letter from the club's first season General Manager and Hockey Hall of Fame inductee, Norman R. (Bud) Poile told fans "one thing you can be certain of is the fact that nobody on our club is going to go down without a fight." While the first seasons failed to produce post-season berths, the core was a fierce and formidable group led by Kurtenbach that included Andre Boudrias, Don Lever, Dale Tallon, Dennis Ververgaert and Dennis Kearns.

Still a young team, Vancouver's original ownership group led by Tom Scallen sold the franchise to local businessman Frank Griffiths in 1974. Over the span of the next 22 years the Griffiths family's stewardship of the team witnessed two Stanley Cup Finals, Frank Griffiths' induction to the Hockey Hall of Fame, the succession of leadership to son Arthur Griffiths and the development of significant community contributions, notably the creation of Canuck Place, North America's first free-standing children's hospice.

Vancouver's first playoff series win in 1982 ignited a postseason run to the Stanley Cup Final. The architect of the team and Hockey Hall of Fame member, General Manager Jake Milford had drafted and traded for key players like Stan Smyl, Thomas Gradin and Richard Brodeur in recent years who contributed significantly to the success of the run. Only two losses in three playoff series versus Calgary (3-0), Los Angeles (4-1) and Chicago (4-1) flawed a record march to a Championship match up versus the New York Islanders. Halted by New York in a decisive 4-0 series win the postseason run still produced two significant moments in club history.



CANUCKS

PLAYERS

IN THE SYSTEM

2015-16 REVIEW

OPPONENTS

HISTORY

ALL TIME RECORDS

PLAYOFFS

NHL

MEDIA SERVICES



The first was the emergence of Stan Smyl who assumed responsibilities as captain due to an injury to Kevin McCarthy. Smyl served as captain and leader of the team for eight seasons and became the first player to have his number 12 retired by the Canucks. The 1982 Stanley Cup run was also significant for the start of a playoff tradition now widely used in sports, 'Towel Power'. During the second game of the Campbell Conference Championship in Chicago, Interim Head Coach Roger Neilson expressed his frustration of the games officiating by placing a white towel on the end of a stick held high in mock surrender. Players on the bench followed suit and when the series returned to Vancouver fans showed their support by waving white towels of their own. A Canucks tradition was born and to commemorate the iconic moment a statue of Roger Neilson holding a stick with a towel on end now stands outside of Rogers Arena.

It took 10 years before Vancouver experienced playoff success again and two more before another storied run to the Cup Finals in 1994. During that time the organization saw the return of Pat Quinn as General Manager and within a few years he added the responsibility of Head Coach to his role. One of Quinn's first major moves was to trade for goaltender Kirk McLean and over the next two years he selected Trevor Linden second overall and Pavel Bure 113th in the 1988 and 1989 NHL Drafts respectively.

Linden was named captain at the age of 21, his fourth NHL season, after sharing the captaincy with Dan Quinn and Doug Lidster the previous season. He was the youngest permanent captain in team history. The 1991-92 season was also Pavel Bure's first in the NHL and with 34 goals and 26 assists (34-26-60) through 65 games, Bure won the Calder Memorial Trophy as the league's rookie of the year. Pat

Quinn earned the Jack Adams Award as coach of the year and along with Bure, became the first recipients of NHL awards in franchise history. Bure's number 10 became the fourth and latest jersey to be retired by the club, when it was raised permanently to the rafters on November 2, 2013 following his induction into the Hockey Hall of Fame the year prior. The late Pat Quinn will be enshrined into the Hockey Hall of Fame later this year.


A team on the rise, the Canucks returned to the playoffs on the strength of back-to-back 60 goal seasons from Bure, finding early-round success in 1992 and 1993. In 1994 Vancouver entered the postseason as the seventh seed and played an entertaining first round series against Calgary. Fighting off an early exit to the Flames, who led the series three games to one, the Canucks forced each of the next three contests to overtime highlighted by a Game 7 double overtime win.

The road to the Finals continued with series wins against Dallas (4-1) then Toronto (4-1), where a double overtime goal clinched the series for a second time that postseason. Advancing to the Finals against the New York Rangers, Vancouver sealed the first win with a 52 save performance by Kirk McLean. New York won the next three games and facing the same elimination scenario as their first playoff round, Vancouver won Game 5 and held off the Rangers in Game 6 in what many fans and historians consider the greatest game in franchise history.

The game is particularly memorable for the call made by legendary, Hall of Fame broadcaster Jim Robson as Trevor Linden crawled to the bench after taking a hit with seconds remaining: "He will play, you know he'll play, he'll play on crutches! He will play and he'll play



TEAM HISTORY



at Madison Square Garden on Tuesday night.” A cup victory eluded the Canucks however as they fell short by a score of 3-2 in Game 7 at the Garden.

The seasons that followed brought change as Vancouver sought a return to playoff success. In 1995-96, the Canucks moved to a new home in downtown Vancouver, General Motors Place (renamed Rogers Arena in 2010). That same year Arthur Griffiths teamed up with John McCaw Jr. and the company was renamed Orca Bay Sports and Entertainment (OBSE); in 1996 McCaw assumed full control of OBSE.

Roster changes were taking place too including a trade to acquire Markus Naslund from Pittsburgh on March 20, 1996. Though not immediate, the significance of the trade soon became apparent. The additions by trade of Todd Bertuzzi on February 6, 1998 and Brendan Morrison on March 14, 2000 saw the departures of Trevor Linden and Alexander Mogilny respectively but ushered a new era in franchise history when Naslund, Bertuzzi and Morrison were made line mates during the 2001-02 season.

Nicknamed the “West Coast Express” by media and fans the line became one of the most prolific scoring threats in the league. Naslund ranked top-five in NHL scoring for three seasons and was a Hart Trophy finalist, while Bertuzzi twice ranked among the NHL’s top five scorers. All three players set career single-season scoring highs while playing together.

Over seven consecutive seasons, Naslund led the team in scoring including six 30-plus goal seasons, three 40-plus goal seasons and league honors in 2002-03 when he earned the Ted Lindsay Award following a 104 point campaign (48-56-104). A Canucks captain for seven seasons, Naslund’s number 19 was officially retired on December 11, 2010.

While members of the West Coast Express had a more immediate impact on the roster, General Manager Brian Burke also had an eye to the future, focused specifically on the 1999 Draft selections of twin brothers Daniel and Henrik Sedin. A sequence of three trades on the morning of the Draft allowed the Canucks, who already held the third pick, to add the second overall selection and bring the Sedin’s to Vancouver – Daniel second and Henrik third overall.

Change and a new direction also occurred off the ice as the locally-owned Aquilini Investment Group (AIG), led by Luigi Aquilini and sons Francesco, Roberto and Paulo Aquilini, reached an agreement to purchase a 50 per cent share of OBSE in November 2004. AIG purchased the remaining 50 per cent of the NHL club and arena in November 2006 and in 2008, the company was renamed Canucks Sports & Entertainment.

Francesco and the Aquilini family have led the Canucks through the longest period of sustained success on the ice, including (#) Northwest Division titles, two President’s Trophies and a Stanley Cup Final appearance in 2011. The family has also invested significantly to upgrade Rogers Arena with a special focus on fan experience since acquiring the team. And in the community, the family launched the Canucks Autism Network and support the Canucks for Kids Fund, the Boys Club Network and the Juvenile Diabetes Research Foundation.

Regular season success generated playoff excitement in the early 2000’s but only one series win. On June 20, 2006 Alain Vigneault was named Head Coach and nine days later General Manager Dave Nonis traded for goaltender Roberto Luongo. In 2006-07, his first season as a Canuck, Luongo set franchise records for games played (76) and wins (47) and was nominated for the Hart and Vezina Trophies while Alain Vigneault received the Jack Adams Award.



CANUCKS

PLAYERS

IN THE SYSTEM

2015-16 REVIEW

OPPONENTS

HISTORY

ALL TIME RECORDS

PLAYOFFS

NHL

MEDIA SERVICES



That postseason a first-round series against Dallas produced the longest game in club history and sixth longest in NHL history when after 78:06 in the fourth overtime period, Henrik Sedin scored for the first win of the series. Vancouver won the seven game quarter-final match up but lost in the next round to Anaheim, the eventual Stanley Cup Champions.

That post-season run would also be the last for longtime Canucks Captain Trevor Linden who was reacquired in 2001 and would finish his playing career the following season, leaving as the franchise leader in games played (1,140) and assists (415). Linden's number 16 became the second Canucks jersey to be retired when it was raised to the rafters at Rogers Arena on December 18, 2008.

Vancouver's next postseason appearance in 2009 led to a rivalry with Chicago that stretched three consecutive years. Following a four-game quarter-final sweep against St. Louis, the Canucks played the Blackhawks in a semi-final series, which Chicago won (4-2). In the 2010 playoffs another semi-final versus the Blackhawks produced the same 4-2 series result. It was an early ending to an impressive regular season, particularly for Henrik Sedin, who captured the Art Ross and Hart Trophy after a league-leading 112 point season (29-83-112).

The Canucks 2010-11 regular season was a franchise best with 117 points and a league-leading 54-19-9 record that saw the club awarded the President's Trophy. Individual success was further evidence of a successful season. Daniel Sedin led the NHL in scoring to win the Art Ross Trophy with 104 points (41-63-104) and the Ted Lindsay Award. Ryan Kesler was awarded the Frank J. Selke Trophy as the league's best defensive forward and goaltenders Roberto Luongo and Cory Schneider collectively allowed the fewest goals against in the NHL to earn the William Jennings Trophy.

Momentum from the regular season produced the third Stanley Cup run in team history and for the third postseason in a row the Canucks faced off against the Blackhawks - this time in a quarter-final playoff series. Vancouver won the first three games of the series however it took seven games to declare the winner and an overtime goal by Alex Burrows to finish a playoff rival. Current Canucks broadcaster John Shorthouse aptly described the memorable play that secured the series: "Burrows steals, cutting in, shoots, scores! They've slayed the dragon!"

In a semi-final series versus Nashville, Vancouver won 4-2, advancing to the conference final to play San Jose. This series was won by the Canucks 4-1 with a double-overtime goal from Kevin Bieksa securing a spot in the Finals. Three wins through five games against Boston put Vancouver within a win of the Championship but for the second time that postseason a seven game series became necessary. The Bruins bested the Canucks by a 4-0 score.

The 2011-12 regular season was again a NHL best with a 51-22-9 record and 111 points to produce a second consecutive President's Trophy. This time regular season success did not carry over to the postseason and the Canucks fell to the Kings in a first round playoff match-up. Two more early round exits in 2013 and 2015 leave Vancouver still in search of its first Championship. Despite not capturing hockey's greatest prize, Canucks fans supported a consecutive sellout streak at Rogers Arena of 474 games from 2002 to 2014, one of the longest in the history of professional sports.

President Trevor Linden, General Manager Jim Benning and Head Coach Willie Desjardins currently guide the direction of club with Henrik and Daniel Sedin leading the players on ice.



1970.71 SEASON RECORD

EAST DIVISION FINISH

6th (56 Points)

COACH

Hal Laycoe

GM

Norman Robert Poile

CAPTAIN

Orland Kurtenbach

SCORING

Player	GP	G	A	PTS	PIM
Boudrias	77	25	41	66	16
Maki	78	25	38	63	99
Paiement	78	34	28	62	152
M. Hall	77	21	38	59	22
Tallon	78	14	42	56	58
Kurtenbach	52	21	32	53	84
Corrigan	76	21	28	49	103
Cullen	70	12	21	33	42
Popiel	78	10	22	32	61
Taylor	56	11	16	27	53
Johnson	66	15	11	26	16
Wilkins	70	5	18	23	131
Quinn	76	2	11	13	149
Doak	77	2	10	12	112
Schmaltz	26	5	5	10	14
Rizzuto	37	3	4	7	16
Seguin	25	0	5	5	46

Player	GP	G	A	PTS	PIM
Schella	38	0	5	5	58
Lunde	20	1	3	4	2
Hatoum	26	1	3	4	21
Wiste	23	1	2	3	0
Young	11	0	2	2	25
Reaume	27	0	2	2	4
Sly	31	0	2	2	10
Stewart	3	0	1	1	0
Hargreaves	7	0	1	1	33
Block	1	0	0	0	0
Cook	2	0	0	0	0
Arbour	13	0	0	0	12
Wilson	35	0	0	0	18

Goaltender	GPI	MIN	GA	SO	AVG	W-L-T
Gardner	18	922	52	0	3.38	6-8-1
Hodge	35	1,967	112	0	3.41	15-13-5
Wilson	35	1,791	128	0	4.28	3-25-2

RESULTS

No	Date	Opponent	Score	Record
1	Oct. 9	Los Angeles	1-3 L	0-1-0
2	Oct. 11	Toronto	5-3 W	1-1-0
3	Oct. 12	@ St. Louis	1-4 L	1-2-0
4	Oct. 14	@ Chicago	2-8 L	1-3-0
5	Oct. 15	@ Philadelphia	4-5 L	1-4-0
6	Oct. 18	Boston	3-5 L	1-5-0
7	Oct. 20	California	1-1 W	2-5-0
8	Oct. 23	St. Louis	1-1 T	2-5-1
9	Oct. 25	Pittsburgh	1-1 T	2-5-2
10	Oct. 27	Buffalo	7-2 W	3-5-2
11	Oct. 31	@ Montreal	3-6 L	3-6-2
12	Nov. 4	@ Pittsburgh	3-8 L	3-7-2
13	Nov. 5	@ Buffalo	4-1 W	4-7-2
14	Nov. 7	Toronto	3-2 W	5-7-2
15	Nov. 10	@ Boston	3-6 L	5-8-2
16	Nov. 11	@ Toronto	4-2 W	6-8-2
17	Nov. 14	@ Minnesota	3-3 T	6-8-3
18	Nov. 15	@ Chicago	2-4 L	6-9-3
19	Nov. 17	Detroit	2-5 L	6-10-3
20	Nov. 20	Los Angeles	7-1 W	7-10-3
21	Nov. 21	@ Los Angeles	3-1 W	8-10-3
22	Nov. 24	Minnesota	3-2 W	9-10-3
23	Nov. 26	@ Detroit	2-4 L	9-11-3
24	Nov. 28	@ St. Louis	1-5 L	9-12-3
25	Nov. 29	@ Philadelphia	2-4 L	9-13-3
26	Dec. 1	Philadelphia	5-4 W	10-13-3
27	Dec. 5	@ Pittsburgh	1-3 L	10-14-3
28	Dec. 6	@ New York	1-4 L	10-15-3
29	Dec. 8	New York	4-1 W	11-15-3
30	Dec. 9	@ California	1-6 L	11-16-3
31	Dec. 12	California	5-2 W	12-16-3
32	Dec. 15	Philadelphia	3-2 W	13-16-3
33	Dec. 18	Montreal	3-4 L	13-17-3
34	Dec. 20	@ New York	1-5 L	13-18-3
35	Dec. 23	@ Toronto	2-7 L	13-19-3
36	Dec. 26	Chicago	2-4 L	13-20-3
37	Dec. 30	@ Los Angeles	4-1 W	14-20-3
38	Jan. 2	St. Louis	1-3 L	14-21-3
39	Jan. 6	@ Montreal	3-7 L	14-22-3

No	Date	Opponent	Score	Record
40	Jan. 7	@ Boston	4-6 L	14-23-3
41	Jan. 9	@ St. Louis	2-2 T	14-23-4
42	Jan. 12	New York	2-4 L	14-24-4
43	Jan. 16	Pittsburgh	3-4 L	14-25-4
44	Jan. 17	@ California	3-1 W	15-25-4
45	Jan. 20	Toronto	1-5 L	15-26-4
46	Jan. 23	@ Pittsburgh	1-4 L	15-27-4
47	Jan. 24	@ Detroit	3-7 L	15-28-4
48	Jan. 26	Chicago	3-3 T	15-28-5
49	Jan. 29	Minnesota	1-2 L	15-29-5
50	Jan. 31	Buffalo	1-6 L	15-30-5
51	Feb. 2	Montreal	2-5 L	15-31-5
52	Feb. 6	New York	4-5 L	15-32-5
53	Feb. 9	Buffalo	6-3 W	16-32-5
54	Feb. 12	Detroit	5-3 W	17-32-5
55	Feb. 14	@ Chicago	1-3 L	17-33-5
56	Feb. 16	Boston	5-4 W	18-33-5
57	Feb. 19	Philadelphia	2-3 L	18-34-5
58	Feb. 22	Montreal	3-3 T	18-34-6
59	Feb. 25	@ Boston	3-8 L	18-35-6
60	Feb. 27	@ Philadelphia	1-8 L	18-36-6
61	Feb. 28	@ New York	2-4 L	18-37-6
62	Mar. 3	@ Toronto	1-3 L	18-38-6
63	Mar. 6	@ Minnesota	1-3 L	18-39-6
64	Mar. 7	@ Buffalo	3-6 L	18-40-6
65	Mar. 9	@ Montreal	3-3 T	18-40-7
66	Mar. 11	Detroit	7-3 W	19-40-7
67	Mar. 13	Boston	3-6 L	19-41-7
68	Mar. 16	Chicago	4-7 L	19-42-7
69	Mar. 19	Pittsburgh	6-4 W	20-42-7
70	Mar. 21	Minnesota	3-6 L	20-43-7
71	Mar. 23	St. Louis	4-1 W	21-43-7
72	Mar. 25	@ Detroit	3-4 L	21-44-7
73	Mar. 26	@ Buffalo	1-3 L	21-45-7
74	Mar. 28	California	11-5 W	22-45-7
75	Mar. 30	@ Minnesota	2-1 W	23-45-7
76	Mar. 31	@ Los Angeles	2-2 T	23-45-8
77	Apr. 2	@ California	7-2 W	24-45-8
78	Apr. 4	Los Angeles	2-4 L	24-46-8

1971.72 SEASON RECORD

EAST DIVISION FINISH

7th (48 Points)

COACH

Hal Laycoe

GM

Norman Robert Poile

CAPTAIN

Orland Kurtenbach

SCORING

Player	GP	G	A	PTS	PIM	Player	GP	G	A	PTS	PIM	
Boudrias	78	27	34	61	26	Boddy	40	2	5	7	45	
Kurtenbach	78	24	37	61	48	Wilkins	45	2	5	7	65	
Guevremont	75	13	38	51	44	Corrigan	19	3	4	7	25	
Balon	VAN 56	19	19	38	21	Ward	71	2	4	6	4	
	NYR 19	4	5	9	2	Lalonde	27	1	5	6	2	
Maki	76	22	25	47	43	Quinn	57	2	3	5	63	
Connelly	VAN 53	14	20	34	12	Stewart	42	3	1	4	10	
	STL 15	5	5	10	2	Johnson	11	1	3	4	0	
Tallon	69	17	27	44	78	Speck	18	1	2	3	0	
Paiement	69	10	19	29	117	Popiel	38	1	1	2	36	
Kearns	73	3	26	29	59	Doak	5	0	1	1	23	
Schmautz	60	12	13	25	82	Wilson	53	0	0	0	15	
Taylor	69	9	13	22	88							
Lemieux	42	7	9	16	4	Goaltender	GPI	MIN	GA	SO	AVG	W-L-T
Schella	77	2	13	15	166	Wilson	53	2,870	173	1	3.61	16-30-3
Hall	32	6	6	12	6	Dyck	12	573	35	0	3.66	1-6-2
						Gardner	24	1,237	86	0	4.17	3-14-3

RESULTS

No	Date	Opponent	Score	Record	No	Date	Opponent	Score	Record
1	Oct. 8	Toronto	2-3 L	0-1-0	40	Jan. 14	@ California	3-5 L	10-25-5
2	Oct. 10	Los Angeles	3-4 L	0-2-0	41	Jan. 15	California	4-3 W	11-25-5
3	Oct. 12	Philadelphia	3-2 W	1-2-0	42	Jan. 19	@ Pittsburgh	6-1 W	12-25-5
4	Oct. 15	@ California	9-6 W	2-2-0	43	Jan. 20	@ Buffalo	0-1 L	12-26-5
5	Oct. 16	Pittsburgh	1-2 L	2-3-0	44	Jan. 22	New York	5-2 W	13-26-5
6	Oct. 19	@ St. Louis	3-1 W	3-3-0	45	Jan. 27	@ Chicago	0-4 L	13-27-5
7	Oct. 20	@ Minnesota	0-7 L	3-4-0	46	Jan. 29	Toronto	5-2 W	14-27-5
8	Oct. 22	Montreal	0-6 L	3-5-0	47	Jan. 30	California	0-2 L	14-28-5
9	Oct. 24	Boston	3-4 L	3-6-0	48	Feb. 2	@ California	5-1 W	15-28-5
10	Oct. 27	@ Toronto	0-0 T	3-6-1	49	Feb. 4	Chicago	2-6 L	15-29-5
11	Oct. 28	@ Philadelphia	2-3 L	3-7-1	50	Feb. 6	Montreal	2-4 L	15-30-5
12	Oct. 30	Buffalo	4-4 T	3-7-2	51	Feb. 8	Philadelphia	1-3 L	15-31-5
13	Oct. 31	Chicago	6-2 W	4-7-2	52	Feb. 10	@ Boston	1-9 L	15-32-5
14	Nov. 5	Pittsburgh	4-2 W	5-7-2	53	Feb. 12	@ St. Louis	4-5 L	15-33-5
15	Nov. 6	New York	1-3 L	5-8-2	54	Feb. 13	@ Pittsburgh	4-6 L	15-34-5
16	Nov. 10	@ Pittsburgh	1-3 L	5-9-2	55	Feb. 15	New York	1-5 L	15-35-5
17	Nov. 11	@ Philadelphia	3-4 L	5-10-2	56	Feb. 18	St. Louis	5-2 W	16-35-5
18	Nov. 13	@ Toronto	2-2 T	5-10-3	57	Feb. 19	@ Los Angeles	3-5 L	16-36-5
19	Nov. 14	@ New York	1-6 L	5-11-3	58	Feb. 22	Boston	3-4 L	16-37-5
20	Nov. 17	@ Chicago	0-3 L	5-12-3	59	Feb. 24	@ Detroit	0-2 L	16-38-5
21	Nov. 18	@ Boston	0-5 L	5-13-3	60	Feb. 26	@ Toronto	1-7 L	16-39-5
22	Nov. 21	Detroit	2-2 T	5-13-4	61	Feb. 27	@ Chicago	3-3 T	16-39-6
23	Nov. 23	Minnesota	1-2 L	5-14-4	62	Feb. 29	@ Detroit	2-8 L	16-40-6
24	Nov. 27	Buffalo	5-2 W	6-14-4	63	Mar. 2	@ Boston	3-7 L	16-41-6
25	Nov. 30	Chicago	4-2 W	7-14-4	64	Mar. 4	@ Montreal	0-5 L	16-42-6
26	Dec. 4	@ Montreal	0-7 L	7-15-4	65	Mar. 5	@ New York	1-6 L	16-43-6
27	Dec. 5	@ New York	3-6 L	7-16-4	66	Mar. 8	Philadelphia	5-6 L	16-44-6
28	Dec. 7	St. Louis	2-1 W	8-16-4	67	Mar. 10	Buffalo	3-2 W	17-44-6
29	Dec. 11	Boston	2-6 L	8-17-4	68	Mar. 14	Pittsburgh	4-7 L	17-45-6
30	Dec. 14	Detroit	3-4 L	8-18-4	69	Mar. 16	@ Minnesota	2-6 L	17-46-6
31	Dec. 17	Montreal	2-6 L	8-19-4	70	Mar. 17	@ Buffalo	6-2 W	18-46-6
32	Dec. 19	@ Buffalo	1-5 L	8-20-4	71	Mar. 19	St. Louis	3-3 T	18-46-7
33	Dec. 22	@ Detroit	0-3 L	8-21-4	72	Mar. 21	Detroit	5-7 L	18-47-7
34	Dec. 26	California	6-2 W	9-21-4	73	Mar. 24	Toronto	5-3 W	19-47-7
35	Dec. 29	@ Los Angeles	1-3 L	9-22-4	74	Mar. 26	@ Philadelphia	1-4 L	19-48-7
36	Jan. 2	Los Angeles	3-6 L	9-23-4	75	Mar. 28	@ St. Louis	1-2 L	19-49-7
37	Jan. 5	@ Montreal	4-6 L	9-24-4	76	Mar. 29	@ Los Angeles	2-4 L	19-50-7
38	Jan. 8	@ Minnesota	5-1 W	10-24-4	77	Mar. 31	Los Angeles	4-4 T	19-50-8
39	Jan. 11	Minnesota	2-2 T	10-24-5	78	Apr. 2	Minnesota	4-1 W	20-50-8

1972.73 SEASON RECORD

EAST DIVISION FINISH

7th (53 Points)

COACH

Vic Stasiuk

GM

Norman Robert Poile

CAPTAIN

Orland Kurtenbach

SCORING

Player	GP	G	A	PTS	PIM
Schmautz	77	38	33	71	137
Boudrias	77	30	40	70	24
Lemieux	78	17	35	52	41
Lalonde	77	20	27	47	32
Tannahill	78	22	21	43	21
Guevremont	78	16	26	42	46
Lever	78	12	26	38	49
Tallon	75	13	24	37	83
Wright	71	10	27	37	32
Kearns	72	4	33	37	51
O'Flaherty	78	13	17	30	29
Wilkins	76	11	17	28	133
Kurtenbach	47	9	19	28	38
Mair	NYI 49	2	11	13	41
	VAN 15	1	0	1	8

Player	GP	G	A	PTS	PIM
Boddy	74	3	11	14	70
Maki	26	3	10	13	6
McShaffrey	33	4	4	8	10
Hargreaves	59	1	6	7	72
Wilcox	31	3	2	5	15
Balon	57	3	2	5	22
Wilson	43	0	1	1	6
Homenuke	1	0	0	0	0
Bullock	4	0	0	0	2
Bolonchuk	15	0	0	0	6

Goaltender	GPI	MIN	GA	SO	AVG	W-L-T
Wilson	43	2,432	159	1	3.94	13-21-5
Dyck	25	1,297	98	1	4.53	5-17-1
Bullock	14	840	67	0	4.79	3-8-3
McLelland	2	120	10	0	5.00	1-1-0

RESULTS

No	Date	Opponent	Score	Record
1	Oct. 7	California	3-2 W	1-0-0
2	Oct. 11	@ NY Rangers	3-5 L	1-1-0
3	Oct. 12	@ Philadelphia	3-7 L	1-2-0
4	Oct. 14	@ Minnesota	3-3 T	1-2-1
5	Oct. 17	Chicago	6-3 W	2-2-1
6	Oct. 19	@ Buffalo	0-6 L	2-3-1
7	Oct. 21	@ Montreal	3-5 L	2-4-1
8	Oct. 22	@ Boston	5-4 W	3-4-1
9	Oct. 24	Pittsburgh	0-4 L	3-5-1
10	Oct. 28	Atlanta	1-2 L	3-6-1
11	Oct. 31	@ Los Angeles	1-4 L	3-7-1
12	Nov. 3	NY Islanders	7-2 W	4-7-1
13	Nov. 5	Boston	2-4 L	4-8-1
14	Nov. 8	@ NY Rangers	2-5 L	4-9-1
15	Nov. 11	@ Pittsburgh	4-3 W	5-9-1
16	Nov. 12	@ Atlanta	1-3 L	5-10-1
17	Nov. 14	Detroit	3-3 T	5-10-2
18	Nov. 17	Los Angeles	8-4 W	6-10-2
19	Nov. 19	Buffalo	9-5 W	7-10-2
20	Nov. 21	@ St. Louis	2-4 L	7-11-2
21	Nov. 22	@ Chicago	2-5 L	7-12-2
22	Nov. 24	Montreal	1-9 L	7-13-2
23	Nov. 26	Minnesota	1-3 L	7-14-2
24	Nov. 28	NY Rangers	2-1 W	8-14-2
25	Dec. 1	St. Louis	2-6 L	8-15-2
26	Dec. 5	Toronto	2-5 L	8-16-2
27	Dec. 7	@ Atlanta	2-5 L	8-17-2
28	Dec. 9	@ Toronto	5-5 T	8-17-3
29	Dec. 10	@ Detroit	3-3 T	8-17-4
30	Dec. 12	Chicago	1-5 L	8-18-4
31	Dec. 15	Montreal	2-4 L	8-19-4
32	Dec. 16	California	4-3 W	9-19-4
33	Dec. 20	@ Buffalo	3-6 L	9-20-4
34	Dec. 21	@ NY Islanders	4-4 T	9-20-5
35	Dec. 23	@ Detroit	1-5 L	9-21-5
36	Dec. 26	California	4-3 W	10-21-5
37	Dec. 29	Philadelphia	4-4 T	10-21-6
38	Dec. 30	NY Islanders	5-2 W	11-21-6
39	Jan. 1	Boston	2-8 L	11-22-6

No	Date	Opponent	Score	Record
40	Jan. 3	@ California	3-11 L	11-23-6
41	Jan. 6	@ Pittsburgh	2-4 L	11-24-6
42	Jan. 7	@ Atlanta	2-5 L	11-25-6
43	Jan. 9	St. Louis	3-0 W	12-25-6
44	Jan. 12	Detroit	1-7 L	12-26-6
45	Jan. 14	Montreal	0-3 L	12-27-6
46	Jan. 16	Toronto	0-4 L	13-27-6
47	Jan. 19	Los Angeles	6-4 W	13-28-6
48	Jan. 20	NY Rangers	3-4 L	13-29-6
49	Jan. 24	@ Chicago	3-3 T	13-29-7
50	Jan. 26	NY Islanders	5-1 W	14-29-7
51	Jan. 27	St. Louis	1-3 L	14-30-7
52	Feb. 1	@ Philadelphia	4-5 L	14-31-7
53	Feb. 3	@ Toronto	2-1 W	15-31-7
54	Feb. 4	@ Detroit	2-8 L	15-32-7
55	Feb. 6	@ St. Louis	1-5 L	15-33-7
56	Feb. 9	Philadelphia	5-10 L	15-34-7
57	Feb. 11	@ Minnesota	3-6 L	15-35-7
58	Feb. 13	@ Boston	3-7 L	15-36-7
59	Feb. 14	@ Pittsburgh	2-6 L	15-37-7
60	Feb. 16	Atlanta	5-0 W	16-37-7
61	Feb. 17	Detroit	2-2 T	16-37-8
62	Feb. 20	Boston	6-7 L	16-38-8
63	Feb. 22	@ Buffalo	1-3 L	16-39-8
64	Feb. 24	@ Montreal	3-7 L	16-40-8
65	Feb. 28	@ Toronto	2-7 L	16-41-8
66	Mar. 3	@ NY Islanders	3-9 L	16-42-8
67	Mar. 4	@ NY Rangers	4-3 W	17-42-8
68	Mar. 9	Buffalo	5-2 W	18-42-8
69	Mar. 10	Chicago	2-4 L	18-43-8
70	Mar. 14	@ California	5-2 W	19-43-8
71	Mar. 16	Los Angeles	4-2 W	20-43-8
72	Mar. 17	Pittsburgh	6-1 W	21-43-8
73	Mar. 21	@ Montreal	2-3 L	21-44-8
74	Mar. 22	@ Philadelphia	0-9 L	21-45-8
75	Mar. 25	Toronto	7-4 W	22-45-8
76	Mar. 27	@ Minnesota	3-4 L	22-46-8
77	Mar. 30	Minnesota	3-3 T	22-46-9
78	Mar. 31	@ Los Angeles	3-6 L	22-47-9

1973.74 SEASON RECORD

EAST DIVISION FINISH

7th (59 Points)

COACH

Bill McCreary,
Phil Maloney

GM

Hal Laycoe,
Phil Maloney

CAPTAIN

Orland Kurtenbach

SCORING

Player	GP	G	A	PTS	PIM
Boudrias	78	16	59	75	18
Ververgaert	78	26	31	57	25
Lever	78	23	25	48	28
Schmautz	49	26	19	45	58
O'Flaherty	78	22	20	42	18
Guevremont	72	15	24	39	34
Dunn	68	11	22	33	76
Wilkins	78	3	28	31	123
Oddleifson	BOS 49	10	11	21	25
	VAN 21	3	5	8	19
Bordeleau	68	11	13	24	20
Dailey	76	7	17	24	143
Lemieux	72	5	17	22	23
Kurtenbach	52	8	13	21	30
Tannahill	33	8	12	20	4
Gould	BUF 30	4	2	6	2
	VAN 45	9	10	19	8
Kearns	52	4	13	17	30
McSheffrey	54	9	3	12	34
Boddy	53	2	10	12	59
Korab	31	4	7	11	64

Player	GP	G	A	PTS	PIM
Pratt	BUF 33	0	7	7	52
	VAN 45	3	8	11	44
Lalonde	36	3	4	7	18
Wright	20	3	3	6	11
Mair	6	1	3	4	0
Lampman	STL 15	1	0	1	0
	VAN 14	1	0	1	0
Seguin	1	1	0	1	0
McCord	3	0	0	0	6
Sobchuk	1	0	0	0	0
Folco	2	0	0	0	0
Gloor	2	0	0	0	0
L. Gould	2	0	0	0	0
Stone	2	0	0	0	0
O'Neil	5	0	0	0	0
Caron	10	0	0	0	2
Smith	65	0	0	0	47

Goaltender	GPI	MIN	GA	SO	AVG	W-L-T
Smith	66	3,632	208	3	3.44	20-33-8
Dyck	12	583	45	0	4.63	2-5-2
Caron	10	465	38	0	4.90	2-5-1

RESULTS

No	Date	Opponent	Score	Record
1	Oct. 10	@ Boston	4-6 L	0-1-0
2	Oct. 13	@ Montreal	4-3 L	0-2-0
3	Oct. 14	@ Buffalo	2-1 W	1-2-0
4	Oct. 17	@ Chicago	0-5 L	1-3-0
5	Oct. 19	Philadelphia	2-1 W	2-3-0
6	Oct. 23	Atlanta	3-0 W	3-3-0
7	Oct. 26	Detroit	8-3 W	4-3-0
8	Oct. 30	NY Rangers	3-3 T	4-3-1
9	Nov. 2	St. Louis	1-3 L	4-4-1
10	Nov. 6	Buffalo	3-2 W	5-4-1
11	Nov. 9	Chicago	0-4 L	5-5-1
12	Nov. 11	@ Boston	2-4 L	5-6-1
13	Nov. 13	@ St. Louis	1-6 L	5-7-1
14	Nov. 14	@ Minnesota	3-6 L	5-8-1
15	Nov. 16	Toronto	3-3 T	5-8-2
16	Nov. 17	Philadelphia	2-2 T	5-8-3
17	Nov. 21	@ Pittsburgh	4-5 L	5-9-3
18	Nov. 23	@ Atlanta	1-4 L	5-10-3
19	Nov. 25	@ NY Rangers	0-5 L	5-11-3
20	Nov. 27	@ St. Louis	2-2 T	5-11-4
21	Nov. 30	Minnesota	4-5 L	5-12-4
22	Dec. 4	Los Angeles	2-3 L	5-13-4
23	Dec. 7	Atlanta	0-2 L	5-14-4
24	Dec. 8	Pittsburgh	3-2 W	6-14-4
25	Dec. 11	Montreal	2-2 T	6-14-5
26	Dec. 15	@ Boston	2-7 L	6-15-5
27	Dec. 16	@ Detroit	5-7 L	6-16-5
28	Dec. 18	@ NY Islanders	2-2 T	6-16-6
29	Dec. 20	@ Philadelphia	3-9 L	6-17-6
30	Dec. 22	@ Toronto	6-4 W	7-17-6
31	Dec. 23	@ Chicago	2-6 L	7-18-6
32	Dec. 26	California	6-4 W	8-18-6
33	Dec. 28	Minnesota	3-5 L	8-19-6
34	Dec. 29	NY Islanders	3-4 L	8-20-6
35	Jan. 1	Boston	2-2 T	8-20-7
36	Jan. 3	@ NY Islanders	2-3 L	8-21-7
37	Jan. 5	@ Montreal	3-5 L	8-22-7
38	Jan. 6	@ Buffalo	3-6 L	8-23-7
39	Jan. 8	St. Louis	1-3 L	8-24-7

No	Date	Opponent	Score	Record
40	Jan. 11	@ California	3-2 W	9-24-7
41	Jan. 12	NY Rangers	1-6 L	9-25-7
42	Jan. 15	Toronto	4-2 W	10-25-7
43	Jan. 18	Pittsburgh	2-6 L	10-26-7
44	Jan. 20	@ Chicago	2-7 L	10-27-7
45	Jan. 22	Philadelphia	2-3 L	10-28-7
46	Jan. 25	Minnesota	4-5 L	10-29-7
47	Jan. 27	@ Buffalo	3-2 W	11-29-7
48	Jan. 30	@ Detroit	7-3 W	12-29-7
49	Feb. 2	NY Islanders	2-2 T	12-29-8
50	Feb. 6	@ California	2-4 L	12-30-8
51	Feb. 9	Detroit	5-4 W	13-30-8
52	Feb. 10	Buffalo	5-2 W	14-30-8
53	Feb. 12	@ St. Louis	3-2 W	15-30-8
54	Feb. 13	@ Minnesota	3-3 T	15-30-9
55	Feb. 15	Boston	2-4 L	15-31-9
56	Feb. 16	NY Rangers	4-9 L	15-32-9
57	Feb. 19	@ Los Angeles	4-3 W	16-32-9
58	Feb. 21	@ Montreal	2-5 L	16-33-9
59	Feb. 23	@ Toronto	4-3 W	17-33-9
60	Feb. 26	@ NY Islanders	1-1 T	17-33-10
61	Feb. 27	@ NY Rangers	2-4 L	17-34-10
62	Mar. 2	@ Pittsburgh	1-6 L	17-35-10
63	Mar. 3	@ Atlanta	3-5 L	17-36-10
64	Mar. 8	Buffalo	2-4 L	17-37-10
65	Mar. 9	Chicago	4-4 T	17-37-11
66	Mar. 12	Detroit	1-2 L	17-38-11
67	Mar. 15	Atlanta	3-0 W	18-38-11
68	Mar. 16	Pittsburgh	6-8 L	18-39-11
69	Mar. 20	@ NY Rangers	7-5 W	19-39-11
70	Mar. 21	@ Philadelphia	1-3 L	19-40-11
71	Mar. 23	@ Los Angeles	0-5 L	19-41-11
72	Mar. 24	Toronto	3-2 W	20-41-11
73	Mar. 26	Montreal	3-4 L	20-42-11
74	Mar. 30	NY Islanders	4-2 W	21-42-11
75	Mar. 31	California	7-0 W	22-42-11
76	Apr. 3	@ California	4-1 W	23-42-11
77	Apr. 5	Los Angeles	5-2 W	24-42-11
78	Apr. 6	@ Los Angeles	1-1 L	24-43-11

CANUCKS

PLAYERS

IN THE SYSTEM

2015-16 REVIEW

OPPONENTS

HISTORY

ALL TIME RECORDS

PLAYOFFS

NHL

MEDIA SERVICES

1974.75 SEASON RECORD

SMYTHE DIVISION FINISH

1st (86 Points)

COACH

Phil Maloney

GM

Phil Maloney

CAPTAIN

Alternates Only

SCORING

Player	GP	G	A	PTS	PIM
Boudrias	77	16	62	78	46
Lever	80	38	30	68	49
Gould	78	34	31	65	27
Ververgaert	57	19	32	51	25
Oddie/Ifson	60	16	35	51	54
Bordeleau	67	17	31	48	21
Dailey	70	12	36	48	103
Lalonde	74	17	30	47	48
O'Flaherty	80	25	17	42	37
Monahan	78	14	20	34	51
Roche/fort	76	18	11	29	2
Robitaille	69	12	15	27	20
Boddy	66	2	23	25	31
Meehan	57	10	15	25	4
DeMarco	PIT 8	2	1	3	4
	VAN 61	10	14	24	21
Pratt	79	5	17	22	145
Grisdale	58	1	12	13	91

Player	GP	G	A	PTS	PIM
Kearns	49	1	11	12	31
Sedlbauer	26	3	4	7	17
Murray	ATL 42	3	3	6	22
	VAN 13	1	5	6	8
Snepsts	27	1	2	3	30
Mair	2	0	1	1	0
Smith	72	0	1	1	33
Wilkins	7	0	1	1	6
Guevremont	2	0	0	0	0
Dunn	1	0	0	0	11
Wiley	1	0	0	0	0
Hurlburt	1	0	0	0	2
Wilcox	2	0	0	0	0
Lockett	25	0	0	0	2

Goaltender	GPI	MIN	GA	SO	AVG	W-L-T
Smith	72	3,828	197	6	3.09	32-24-9
Lockett	25	912	48	2	3.16	6-7-1
Bullock	1	60	4	0	4.00	0-1-0

RESULTS

No	Date	Opponent	Score	Record
1	Oct. 9	Atlanta	3-3 T	0-0-1
2	Oct. 12	St. Louis	3-5 L	0-1-1
3	Oct. 15	@ St. Louis	6-4 W	1-1-1
4	Oct. 16	@ Minnesota	1-1 T	1-1-2
5	Oct. 19	@ Toronto	5-4 W	2-1-2
6	Oct. 20	@ NY Rangers	1-0 W	3-1-2
7	Oct. 22	Minnesota	2-3 L	3-2-2
8	Oct. 25	Kansas City	5-3 W	4-2-2
9	Oct. 26	Philadelphia	2-3 L	4-3-2
10	Oct. 29	Detroit	7-0 W	5-3-2
11	Nov. 1	Pittsburgh	7-4 W	6-3-2
12	Nov. 5	NY Rangers	2-1 W	7-3-2
13	Nov. 7	@ Kansas City	6-4 W	8-3-2
14	Nov. 9	@ Montreal	3-4 L	8-4-2
15	Nov. 10	@ Detroit	4-2 W	9-4-2
16	Nov. 12	Chicago	1-0 W	10-4-2
17	Nov. 15	Los Angeles	2-2 T	10-4-3
18	Nov. 16	Toronto	5-2 W	11-4-3
19	Nov. 19	St. Louis	6-3 W	12-4-3
20	Nov. 21	@ Philadelphia	4-3 W	13-4-3
21	Nov. 23	@ NY Islanders	3-3 T	13-4-4
22	Nov. 24	@ Boston	4-7 L	13-5-4
23	Nov. 26	@ Kansas City	3-4 L	13-6-4
24	Nov. 27	@ St. Louis	6-1 W	14-6-4
25	Nov. 30	NY Islanders	3-0 W	15-6-4
26	Dec. 3	Minnesota	6-5 W	16-6-4
27	Dec. 6	Atlanta	7-5 W	17-6-4
28	Dec. 8	@ Detroit	2-4 L	17-7-4
29	Dec. 10	California	3-0 W	18-7-4
30	Dec. 12	@ Buffalo	5-3 W	19-7-4
31	Dec. 14	@ Kansas City	2-2 T	19-7-5
32	Dec. 15	@ Chicago	2-4 L	19-8-5
33	Dec. 17	Washington	4-2 W	20-8-5
34	Dec. 20	Montreal	1-6 L	20-9-5
35	Dec. 22	@ California	6-4 W	21-9-5
36	Dec. 26	@ Los Angeles	1-5 L	21-10-5
37	Dec. 28	Boston	6-4 W	22-10-5
38	Jan. 1	Philadelphia	0-2 L	22-11-5
39	Jan. 4	@ Pittsburgh	3-4 L	22-12-5
40	Jan. 5	@ NY Rangers	2-6 L	22-13-5

No	Date	Opponent	Score	Record
41	Jan. 8	@ Toronto	4-6 L	22-14-5
42	Jan. 9	@ Boston	1-5 L	22-15-5
43	Jan. 12	@ Buffalo	1-5 L	22-16-5
44	Jan. 15	@ Chicago	1-2 L	22-17-5
45	Jan. 17	Buffalo	2-4 L	22-18-5
46	Jan. 18	NY Rangers	2-3 L	22-19-5
47	Jan. 23	@ Washington	3-2 W	23-19-5
48	Jan. 24	@ Atlanta	4-1 W	24-19-5
49	Jan. 26	Toronto	6-4 W	25-19-5
50	Jan. 28	Montreal	1-3 L	25-20-5
51	Feb. 1	Washington	5-2 W	26-20-5
52	Feb. 4	Pittsburgh	2-3 L	26-21-5
53	Feb. 7	Chicago	3-1 W	27-21-5
54	Feb. 11	Kansas City	4-0 W	28-21-5
55	Feb. 14	Detroit	5-4 W	29-21-5
56	Feb. 15	Atlanta	3-3 T	29-21-6
57	Feb. 18	Boston	1-3 L	29-22-6
58	Feb. 21	@ NY Islanders	4-1 W	30-22-6
59	Feb. 22	@ Minnesota	1-4 L	30-23-6
60	Feb. 26	@ Montreal	3-4 L	30-24-6
61	Feb. 27	@ Philadelphia	1-3 L	30-25-6
62	Mar. 1	@ Pittsburgh	3-7 L	30-26-6
63	Mar. 2	@ Washington	7-3 W	31-26-6
64	Mar. 4	@ Minnesota	4-6 L	31-27-6
65	Mar. 5	@ St. Louis	2-5 L	31-28-6
66	Mar. 7	Chicago	2-1 W	32-28-6
67	Mar. 8	NY Islanders	5-7 L	32-29-6
68	Mar. 11	Kansas City	3-3 T	32-29-7
69	Mar. 14	Buffalo	5-1 W	33-29-7
70	Mar. 16	@ Chicago	4-3 W	34-29-7
71	Mar. 18	@ NY Islanders	4-4 T	34-29-8
72	Mar. 19	@ NY Rangers	0-3 L	34-30-8
73	Mar. 21	@ Atlanta	4-12 L	34-31-8
74	Mar. 23	St. Louis	3-3 T	34-31-9
75	Mar. 25	Philadelphia	3-5 L	34-32-9
76	Mar. 28	Los Angeles	4-2 W	35-32-9
77	Mar. 29	@ Los Angeles	3-3 T	35-32-10
78	Apr. 1	California	7-0 W	36-32-10
79	Apr. 2	@ California	3-0 W	37-32-10
80	Apr. 4	Minnesota	4-1 W	38-32-10

CANUCKS

PLAYERS

IN THE SYSTEM

2015.16 REVIEW

OPPONENTS

HISTORY

ALL TIME RECORDS

PLAYOFFS

NHL

MEDIA SERVICES

1975.76 SEASON RECORD

SMYTHE DIVISION FINISH

2nd (81 Points)

COACH

Phil Maloney

GM

Phil Maloney

CAPTAIN

Andre Boudrias

SCORING

Player	GP	G	A	PTS	PIM	Player	GP	G	A	PTS	PIM	
Ververgaert	80	37	34	71	53	Boddy	34	5	6	11	33	
Lever	80	25	40	65	93	DeMarco	34	3	8	11	2	
Oddleifson	80	16	46	62	88	Richardson	24	3	6	9	19	
Gould	70	32	27	59	16	Grisdale	38	2	6	8	54	
Blight	74	25	31	56	29	Murray	65	2	5	7	28	
Kearns	80	5	46	51	48	Pratt	52	1	5	6	72	
Lalonde	71	14	36	50	46	Rocheffort	11	0	3	3	0	
Dailey	67	15	24	39	119	Smith	51	0	1	1	24	
O'Flaherty	68	20	18	38	47	Gassoff	4	0	0	0	5	
Boudrias	71	7	31	38	10	Lockett	30	0	0	0	6	
Monahan	66	16	17	33	39	Ridley	9	0	0	0	0	
Sedlbauer	56	19	13	32	66	Wiley	2	0	0	0	2	
Robitaille	71	8	19	27	69							
Snepsts	78	3	15	18	125	Goaltender	GPI	MIN	GA	SO	AVG	W-L-T
Bordeleau	48	5	12	17	6	Ridley	9	500	19	1	2.28	6-0-2
Walton	10	8	8	16	9	Lockett	30	1,436	83	0	3.47	7-8-7
						Smith	51	2,864	167	2	3.50	20-24-6

RESULTS

No	Date	Opponent	Score	Record	No	Date	Opponent	Score	Record
1	Oct. 8	@ Minnesota	3-2 W	1-0-0	41	Jan. 14	NY Rangers	5-1 W	16-17-8
2	Oct. 11	@ Kansas City	2-4 L	1-1-0	42	Jan. 16	Chicago	1-2 L	16-18-8
3	Oct. 12	@ Chicago	0-3 L	1-2-0	43	Jan. 17	California	3-5 L	16-19-8
4	Oct. 14	Washington	7-2 W	2-2-0	44	Jan. 21	@ Minnesota	1-5 L	16-20-8
5	Oct. 17	Los Angeles	3-5 L	2-3-0	45	Jan. 23	Minnesota	8-3 W	17-20-8
6	Oct. 19	@ NY Rangers	1-8 L	2-4-0	46	Jan. 24	Toronto	5-5 T	17-20-9
7	Oct. 21	@ NY Islanders	5-5 T	2-4-1	47	Jan. 27	Montreal	2-2 T	17-20-10
8	Oct. 22	@ Toronto	2-3 L	2-5-1	48	Jan. 30	Washington	4-2 W	18-20-10
9	Oct. 24	Minnesota	4-2 W	3-5-1	49	Feb. 1	@ Chicago	3-2 W	19-20-10
10	Oct. 28	Atlanta	2-3 L	3-6-1	50	Feb. 3	Buffalo	2-1 W	20-20-10
11	Oct. 30	@ Buffalo	4-4 T	3-6-2	51	Feb. 5	@ Philadelphia	1-6 L	20-21-10
12	Nov. 1	@ St. Louis	3-3 T	3-6-3	52	Feb. 6	@ St. Louis	3-5 L	20-22-10
13	Nov. 2	@ Chicago	1-6 L	3-7-3	53	Feb. 8	Pittsburgh	3-7 L	20-23-10
14	Nov. 4	NY Rangers	2-4 L	3-8-3	54	Feb. 10	NY Islanders	3-2 W	21-23-10
15	Nov. 8	Boston	4-2 W	4-8-3	55	Feb. 12	@ Montreal	6-4 W	22-23-10
16	Nov. 11	Toronto	3-2 W	5-8-3	56	Feb. 14	@ Toronto	4-3 W	23-23-10
17	Nov. 15	NY Islanders	4-3 W	6-8-3	57	Feb. 17	Philadelphia	2-2 T	23-23-11
18	Nov. 18	@ Atlanta	2-2 T	6-8-4	58	Feb. 18*	Philadelphia	4-6 L	23-24-11
19	Nov. 19	@ Washington	5-2 W	7-8-4	59	Feb. 20	Minnesota	7-0 W	24-24-11
20	Nov. 22	Chicago	1-1 T	7-8-5	60	Feb. 21	St. Louis	5-4 W	25-24-11
21	Nov. 25	Buffalo	5-0 W	8-8-5	61	Feb. 24	Chicago	1-4 L	25-25-11
22	Nov. 26	@ California	1-2 L	8-9-5	62	Feb. 28	@ Pittsburgh	4-5 L	25-26-11
23	Nov. 29	@ Montreal	4-6 L	8-10-5	63	Feb. 29	@ Boston	3-5 L	25-27-11
24	Nov. 30	@ Philadelphia	3-5 L	8-11-5	64	Mar. 3	@ NY Rangers	3-3 T	25-27-12
25	Dec. 3	Detroit	9-1 W	9-11-5	65	Mar. 4	@ NY Islanders	3-3 T	25-27-13
26	Dec. 5	Atlanta	2-6 L	9-12-5	66	Mar. 6	@ Kansas City	5-3 W	26-27-13
27	Dec. 9	St. Louis	5-3 W	10-12-5	67	Mar. 7	@ Minnesota	4-3 W	27-27-13
28	Dec. 14	@ Boston	2-3 L	10-13-5	68	Mar. 9	@ Los Angeles	1-6 L	27-28-13
29	Dec. 17	@ Kansas City	5-6 L	10-14-5	69	Mar. 10	Kansas City	3-1 W	28-28-13
30	Dec. 19	Pittsburgh	5-1 W	11-14-5	70	Mar. 13	NY Rangers	3-7 L	28-29-13
31	Dec. 20	Montreal	2-2 T	11-14-6	71	Mar. 16	Detroit	4-2 W	29-29-13
32	Dec. 27	@ St. Louis	2-4 L	11-15-6	72	Mar. 18	@ Philadelphia	2-3 L	29-30-13
33	Dec. 28	@ Detroit	3-2 W	12-15-6	73	Mar. 19	@ Atlanta	2-2 T	29-30-14
34	Dec. 30	Kansas City	5-2 W	13-15-6	74	Mar. 21	St. Louis	2-5 L	29-31-14
35	Jan. 2	Boston	4-4 T	13-15-7	75	Mar. 23	NY Islanders	5-2 W	30-31-14
36	Jan. 4	@ Detroit	4-3 W	14-15-7	76	Mar. 26	Los Angeles	4-3 W	31-31-14
37	Jan. 6	@ Washington	5-3 W	15-15-7	77	Mar. 27	@ Los Angeles	3-7 L	31-32-14
38	Jan. 8	@ Buffalo	5-8 L	15-16-7	78	Mar. 30	California	4-4 T	31-32-15
39	Jan. 10	@ Pittsburgh	3-3 T	15-16-8	79	Apr. 2	@ California	5-0 W	32-32-15
40	Jan. 11	@ Atlanta	2-5 L	15-17-8	80	Apr. 4	Kansas City	5-2 W	33-32-15

*Ppd. from Dec. 12

CANUCKS

PLAYERS

IN THE SYSTEM

2015-16 REVIEW

OPPONENTS

HISTORY

ALL TIME RECORDS

PLAYOFFS

NHL

MEDIA SERVICES

1976.77 SEASON RECORD

SMYTHE DIVISION FINISH

4th (63 Points)

COACH

Phil Maloney,
Orland Kurtenbach

GM

Phil Maloney

CAPTAIN

Chris Oddleifson

SCORING

Player	GP	G	A	PTS	PIM
Blight	78	28	40	68	32
Kearns	80	5	55	60	60
Lever	80	27	30	57	28
Ververgaert	79	27	18	45	38
Monahan	VAN 76	18	26	44	48
	TOR 1	0	0	0	0
Graves	ATL 25	8	5	13	17
	VAN 54	10	20	30	17
Oddleifson	80	14	26	40	81
Sedlbauer	70	18	20	38	29
Sanderson	STL 32	8	13	21	26
	VAN 16	7	9	16	30
Lalonde	68	17	15	32	39
Walton	40	7	24	31	32
O'Flaherty	72	12	12	24	20
Goodenough	PHI 32	4	13	17	21
	VAN 30	2	4	6	27
Snepsts	79	4	18	22	149
Dailey	44	4	16	20	52
Spruce	51	9	6	15	37
Carriere	ATL 25	2	3	5	16
	VAN 49	1	9	10	55

Player	GP	G	A	PTS	PIM
J. Gould	25	7	8	15	2
Ralph Stewart	34	6	8	14	4
McIlhargey	PHI 40	2	1	3	164
	VAN 21	1	7	8	61
Gasso	37	6	4	10	35
Wiley	34	4	6	10	4
Robitaille	40	0	9	9	21
Fortier	58	1	3	4	125
Grisdale	20	0	2	2	20
Maniago	47	0	1	1	0
Bullock	1	0	0	0	0
Manno	2	0	0	0	0
Flockhart	5	0	0	0	0
Murray	12	0	0	0	6
Ridley	37	0	0	0	4

Goaltender	GPI	MIN	GA	SO	AVG	W-L-T
Maniago	47	2,699	151	1	3.36	17-21-9
Ridley	37	2,074	134	0	3.88	8-21-4
Bullock	1	27	3	0	6.67	0-0-0

RESULTS

No	Date	Opponent	Score	Record
1	Oct. 6	@ Pittsburgh	5-9 L	0-1-0
2	Oct. 9	@ Montreal	0-3 L	0-2-0
3	Oct. 10	@ Chicago	1-5 L	0-3-0
4	Oct. 13	Washington	4-1 W	1-3-0
5	Oct. 16	St. Louis	3-6 L	1-4-0
6	Oct. 19	@ NY Islanders	1-6 L	1-5-0
7	Oct. 20	@ Buffalo	0-4 L	1-6-0
8	Oct. 22	@ Atlanta	5-3 W	2-6-0
9	Oct. 24	@ NY Rangers	5-4 W	3-6-0
10	Oct. 26	@ St. Louis	2-5 L	3-7-0
11	Oct. 28	Cleveland	3-1 W	4-7-0
12	Oct. 30	Atlanta	3-3 T	4-7-1
13	Nov. 1	NY Islanders	2-3 L	4-8-1
14	Nov. 3	NY Rangers	1-6 L	4-9-1
15	Nov. 5	Los Angeles	4-1 W	5-9-1
16	Nov. 7	@ Boston	1-3 L	5-10-1
17	Nov. 9	@ Washington	2-4 L	5-11-1
18	Nov. 11	@ Philadelphia	4-6 L	5-12-1
19	Nov. 13	Toronto	0-3 L	5-13-1
20	Nov. 17	Buffalo	2-3 L	5-14-1
21	Nov. 19	NY Islanders	4-6 L	5-15-1
22	Nov. 22	NY Rangers	2-3 L	5-16-1
23	Nov. 24	@ Buffalo	4-4 T	5-16-2
24	Nov. 25	@ Boston	2-4 L	5-17-2
25	Nov. 27	Chicago	4-3 W	6-17-2
26	Dec. 1	Detroit	2-5 L	6-18-2
27	Dec. 3	@ Colorado	2-3 L	6-19-2
28	Dec. 5	@ Chicago	4-2 W	7-19-2
29	Dec. 7	@ Washington	3-4 L	7-20-2
30	Dec. 8	@ Toronto	4-3 W	8-20-2
31	Dec. 11	Colorado	4-4 T	8-20-3
32	Dec. 14	Buffalo	3-6 L	8-21-3
33	Dec. 16	@ Detroit	3-7 L	8-22-3
34	Dec. 18	@ Minnesota	3-1 W	9-22-3
35	Dec. 20	Montreal	4-5 L	9-23-3
36	Dec. 22	@ Los Angeles	3-2 W	10-23-3
37	Dec. 23	St. Louis	2-4 L	10-24-3
38	Dec. 27	Philadelphia	1-5 L	10-25-3
39	Dec. 29	Boston	1-8 L	10-26-3
40	Jan. 1	@ NY Islanders	5-1 W	11-26-3

No	Date	Opponent	Score	Record
41	Jan. 2	@ NY Rangers	3-5 L	11-27-3
42	Jan. 4	@ Pittsburgh	2-2 T	11-27-4
43	Jan. 5	@ Atlanta	1-4 L	11-28-4
44	Jan. 7	@ Cleveland	4-8 L	11-29-4
45	Jan. 8	@ St. Louis	5-2 W	12-29-4
46	Jan. 12	Minnesota	5-3 W	13-29-4
47	Jan. 15	Cleveland	2-4 L	13-30-4
48	Jan. 19	Pittsburgh	0-3 L	13-31-4
49	Jan. 21	Toronto	1-3 L	13-32-4
50	Jan. 23	NY Rangers	6-2 W	14-32-4
51	Jan. 27	Chicago	1-1 T	14-32-5
52	Jan. 29	Minnesota	4-3 W	15-32-5
53	Feb. 3	Montreal	4-6 L	15-33-5
54	Feb. 5	@ Minnesota	5-5 T	15-33-6
55	Feb. 6	@ Detroit	2-3 L	15-34-6
56	Feb. 9	@ Montreal	0-6 L	15-35-6
57	Feb. 11	Pittsburgh	3-2 W	16-35-6
58	Feb. 14	NY Islanders	1-2 L	16-36-6
59	Feb. 16	Boston	3-7 L	16-37-6
60	Feb. 19	Atlanta	5-1 W	17-37-6
61	Feb. 21	St. Louis	0-4 L	17-38-6
62	Feb. 24	@ Los Angeles	2-2 T	17-38-7
63	Feb. 26	@ Minnesota	0-3 L	17-39-7
64	Feb. 27	@ Chicago	4-3 W	18-39-7
65	Mar. 2	@ Atlanta	2-1 W	19-39-7
66	Mar. 3	@ Philadelphia	2-5 L	19-40-7
67	Mar. 5	@ Toronto	4-4 T	19-40-8
68	Mar. 9	Washington	5-2 W	20-40-8
69	Mar. 10	Chicago	5-0 W	21-40-8
70	Mar. 12	Colorado	2-2 T	21-40-9
71	Mar. 13	@ Colorado	6-2 W	22-40-9
72	Mar. 15	Detroit	7-1 W	23-40-9
73	Mar. 19	@ St. Louis	4-4 T	23-40-10
74	Mar. 20	@ Colorado	4-1 W	24-40-10
75	Mar. 22	Philadelphia	4-4 T	24-40-11
76	Mar. 25	@ Cleveland	4-4 T	24-40-12
77	Mar. 26	@ Philadelphia	3-9 L	24-41-12
78	Mar. 29	Los Angeles	3-3 T	24-41-13
79	Apr. 1	Colorado	3-6 L	24-42-13
80	Apr. 3	Minnesota	6-3 W	25-42-13

CANUCKS

PLAYERS

IN THE SYSTEM

2015.16 REVIEW

OPPONENTS

HISTORY

ALL TIME RECORDS

PLAYOFFS

NHL

MEDIA SERVICES

1977.78 SEASON RECORD

SMYTHE DIVISION FINISH

3rd (57 Points)

COACH

Orland Kurtenbach

GM

Jake Milford

CAPTAIN

Don Lever

SCORING

Player	GP	G	A	PTS	PIM
Walton	65	29	37	66	30
Blight	80	25	38	63	33
Ververgaert	80	21	33	54	23
Lever	75	17	32	49	58
Martin	CHI 7	1	1	2	0
	VAN 67	15	31	46	36
Graves	80	21	26	47	18
Kearns	80	4	43	47	27
Gillis	79	23	18	41	35
Oddleifson	78	17	22	39	64
Sedlbauer	62	18	12	30	25
Monahan	67	10	19	29	28
Alexander	32	8	18	26	6
Snepsts	75	4	16	20	118
Manno	49	5	14	19	29
O'Flaherty	59	6	11	17	15
Gassoff	47	9	6	15	70
Grisdale	42	0	9	9	47
McIlhargey	69	3	5	8	172

Player	GP	G	A	PTS	PIM
Kannegiesser	42	1	7	8	36
Goodenough	42	1	6	7	28
Ralph Stewart	16	2	3	5	0
McCarthy	PHI 22	1	2	3	21
	VAN 1	0	0	0	0
Carriere	7	0	3	3	11
Callander	PHI 15	2	1	3	5
	VAN 17	2	0	2	2
Flockhart	24	0	1	1	12
Ridley	40	0	1	1	9
Veysey	1	0	0	0	0
Bannerman	1	0	0	0	0
Hanlon	4	0	0	0	2
Maniago	46	0	0	0	18

Goaltender	GPI	MIN	GA	SO	AVG	W-L-T
Bannerman	1	20	0	0	0.00	0-0-0
Hanlon	4	200	9	0	2.70	1-2-1
Maniago	46	2,570	172	1	4.02	10-24-8
Ridley	40	2,010	136	0	4.06	9-17-8

RESULTS

No	Date	Opponent	Score	Record
1	Oct. 12	@ NY Rangers	3-6 L	0-1-0
2	Oct. 14	@ Colorado	4-4 T	0-1-1
3	Oct. 15	@ Minnesota	5-3 W	1-1-1
4	Oct. 18	Detroit	3-2 W	2-1-1
5	Oct. 23	Boston	3-3 T	2-1-2
6	Oct. 25	Los Angeles	3-1 W	3-1-2
7	Oct. 27	NY Islanders	2-3 L	3-2-2
8	Oct. 29	Colorado	2-6 L	3-3-2
9	Nov. 2	Toronto	1-5 L	3-4-2
10	Nov. 4	NY Rangers	1-5 L	3-5-2
11	Nov. 6	@ Philadelphia	2-3 L	3-6-2
12	Nov. 8	@ Colorado	2-6 L	3-7-2
13	Nov. 9	@ St. Louis	6-8 L	3-8-2
14	Nov. 11	Minnesota	4-2 W	4-8-2
15	Nov. 15	Cleveland	5-4 W	5-8-2
16	Nov. 17	@ Boston	4-4 T	5-8-3
17	Nov. 19	@ NY Islanders	2-9 L	5-9-3
18	Nov. 20	@ NY Rangers	3-0 W	6-9-3
19	Nov. 22	Pittsburgh	3-3 T	6-9-4
20	Nov. 26	Chicago	2-2 T	6-9-5
21	Nov. 29	Philadelphia	0-3 L	6-10-5
22	Dec. 2	Atlanta	3-2 W	7-10-5
23	Dec. 4	@ Chicago	6-2 W	8-10-5
24	Dec. 6	@ Washington	5-2 W	9-10-5
25	Dec. 7	@ Atlanta	2-2 T	9-10-6
26	Dec. 10	@ Montreal	2-7 L	9-11-6
27	Dec. 11	@ Buffalo	0-3 L	9-12-6
28	Dec. 13	Washington	3-1 W	10-12-6
29	Dec. 17	Buffalo	5-5 T	10-12-7
30	Dec. 19	@ Los Angeles	2-3 L	10-13-7
31	Dec. 20	Atlanta	2-2 T	10-13-8
32	Dec. 23	Minnesota	5-7 L	10-14-8
33	Dec. 27	NY Islanders	2-4 L	10-15-8
34	Dec. 30	Colorado	2-2 T	10-15-9
35	Jan. 1	@ Chicago	5-2 W	11-15-9
36	Jan. 3	@ NY Islanders	1-4 L	11-16-9
37	Jan. 4	@ Pittsburgh	3-8 L	11-17-9
38	Jan. 6	@ Cleveland	1-6 L	11-18-9
39	Jan. 7	@ Toronto	4-6 L	11-19-9
40	Jan. 11	St. Louis	6-4 W	12-19-9

No	Date	Opponent	Score	Record
41	Jan. 14	Colorado	3-3 T	12-19-10
42	Jan. 17	NY Rangers	4-5 L	12-20-10
43	Jan. 19	Toronto	3-3 T	12-20-11
44	Jan. 21	@ Montreal	1-8 L	12-21-11
45	Jan. 22	@ Buffalo	2-2 T	12-21-12
46	Jan. 26	Philadelphia	2-6 L	12-22-12
47	Jan. 28	St. Louis	8-3 W	13-22-12
48	Jan. 31	Washington	4-2 W	14-22-12
49	Feb. 2	Montreal	4-4 T	14-23-12
50	Feb. 4	Chicago	1-5 L	14-23-13
51	Feb. 7	Atlanta	2-4 L	14-24-13
52	Feb. 9	@ Philadelphia	2-5 L	14-25-13
53	Feb. 11	@ Minnesota	2-3 L	14-26-13
54	Feb. 12	@ Detroit	3-8 L	14-27-13
55	Feb. 14	@ Washington	4-2 W	15-27-13
56	Feb. 15	@ NY Rangers	3-6 L	15-28-13
57	Feb. 17	@ Cleveland	2-3 L	15-29-13
58	Feb. 18	@ St. Louis	3-4 L	15-30-13
59	Feb. 22	Boston	4-6 L	15-31-13
60	Feb. 25	Minnesota	5-1 W	16-31-13
61	Feb. 27	Cleveland	3-3 T	16-31-14
62	Mar. 1	Chicago	3-2 W	17-31-14
63	Mar. 4	@ Toronto	3-4 L	17-32-14
64	Mar. 5	@ Minnesota	3-6 L	17-33-14
65	Mar. 7	@ NY Islanders	2-5 L	17-34-14
66	Mar. 8	@ Atlanta	3-8 L	17-35-14
67	Mar. 11	@ Pittsburgh	3-1 W	18-35-14
68	Mar. 12	@ Detroit	4-4 T	18-35-15
69	Mar. 15	Pittsburgh	7-4 W	19-35-15
70	Mar. 17	@ Colorado	1-3 L	19-36-15
71	Mar. 18	Detroit	4-5 L	19-37-15
72	Mar. 20	Montreal	1-5 L	19-38-15
73	Mar. 24	Buffalo	2-2 T	19-38-16
74	Mar. 26	@ Chicago	3-4 L	19-39-16
75	Mar. 28	@ Minnesota	4-9 L	19-40-16
76	Mar. 29	@ St. Louis	1-3 L	19-41-16
77	Mar. 31	Philadelphia	2-3 L	19-42-16
78	Apr. 4	St. Louis	3-2 W	20-42-16
79	Apr. 7	Los Angeles	5-5 T	20-42-17
80	Apr. 8	@ Los Angeles	3-5 L	20-43-17

CANUCKS

PLAYERS

IN THE SYSTEM

2015.18 REVIEW

OPPONENTS

HISTORY

ALL TIME RECORDS

PLAYOFFS

NHL

MEDIA SERVICES

1978.79 SEASON RECORD

SMYTHE DIVISION FINISH

2nd (63 Points)

COACH

Harry Neale

GM

Jake Milford

CAPTAIN

Don Lever, Kevin McCarthy

SCORING

Player	GP	G	A	PTS	PIM
Sedlbauer	79	40	16	56	26
Gradin	76	20	31	51	22
Lever	71	23	21	44	17
Smyl	62	14	24	38	89
Oddleifson	67	11	26	37	51
Fraser	78	16	19	35	116
Kearns	78	3	31	34	28
Snepsts	76	7	24	31	130
Martin	64	12	14	26	24
Graves	62	11	15	26	14
Ververgaert	35	9	17	26	13
Gillis	78	13	12	25	33
Manno	52	5	16	21	42
Lindgren	64	2	19	21	68
Blight	56	5	10	15	16
Eriksson	35	2	12	14	4
Goodenough	36	4	9	13	18

Player	GP	G	A	PTS	PIM
Gassoff	34	4	7	11	53
Derlago	9	4	4	8	2
Tudor	24	4	4	8	19
Kozak	28	2	5	7	30
McIlhargey	53	2	4	6	127
Callander	32	4	1	5	7
Grisdale	41	0	3	3	54
Flockhart	14	1	1	2	0
Zetterstrom	14	0	1	1	2
Wilson	17	0	1	1	0
Hanlon	31	0	1	1	30
Bromley	38	0	1	1	6
Smith	2	0	0	0	2

Goaltender	GPI	MIN	GA	SO	AVG	W-L-T
Hanlon	31	1821	94	3	3.10	12-13-5
Bromley	38	2,144	136	2	3.81	11-19-6
Wilson	17	835	58	0	4.17	2-10-2

RESULTS

No	Date	Opponent	Score	Record
1	Oct. 11	Colorado	8-2 W	1-0-0
2	Oct. 13	St. Louis	8-4 W	2-0-0
3	Oct. 15	@ Chicago	3-3 T	2-0-1
4	Oct. 17	@ St. Louis	6-8 L	2-1-1
5	Oct. 18	@ Minnesota	2-7 L	2-2-1
6	Oct. 20	Boston	1-5 L	2-3-1
7	Oct. 22	Buffalo	3-2 W	3-3-1
8	Oct. 25	@ NY Rangers	2-6 L	3-4-1
9	Oct. 28	@ NY Islanders	2-5 L	3-5-1
10	Oct. 29	@ Philadelphia	2-5 W	4-5-1
11	Nov. 1	@ Chicago	1-0 W	5-5-1
12	Nov. 3	Toronto	1-3 L	5-6-1
13	Nov. 5	NY Rangers	2-5 L	5-7-1
14	Nov. 7	@ Atlanta	2-4 L	5-8-1
15	Nov. 8	@ Detroit	6-4 W	6-8-1
16	Nov. 10	Minnesota	2-3 L	6-9-1
17	Nov. 12	Philadelphia	0-4 L	6-10-1
18	Nov. 16	Pittsburgh	3-6 L	6-11-1
19	Nov. 18	Montreal	2-4 L	6-12-1
20	Nov. 21	Chicago	5-2 W	7-12-1
21	Nov. 23	@ Colorado	7-2 W	8-12-1
22	Nov. 25	NY Islanders	2-5 L	8-13-1
23	Nov. 28	@ St. Louis	6-3 W	9-13-1
24	Nov. 29	@ Chicago	1-1 T	9-13-2
25	Dec. 1	Detroit	2-1 W	10-13-2
26	Dec. 5	Atlanta	3-0 W	11-13-2
27	Dec. 7	Chicago	4-2 W	12-13-2
28	Dec. 9	Washington	5-7 L	12-14-2
29	Dec. 12	@ Boston	3-7 L	12-15-2
30	Dec. 13	@ Toronto	1-5 L	12-16-2
31	Dec. 16	@ Pittsburgh	1-6 L	12-17-2
32	Dec. 17	@ Buffalo	3-6 L	12-18-2
33	Dec. 19	@ Minnesota	3-5 L	12-19-2
34	Dec. 20	@ Detroit	2-7 L	12-20-2
35	Dec. 23	Los Angeles	2-0 W	13-20-2
36	Dec. 28	Buffalo	3-3 T	13-20-3
37	Dec. 30	@ Los Angeles	0-4 L	13-21-3
38	Jan. 2	@ NY Islanders	0-9 L	13-22-3
39	Jan. 3	@ Pittsburgh	5-3 W	14-22-3
40	Jan. 5	@ NY Rangers	4-6 L	14-23-3

No	Date	Opponent	Score	Record
41	Jan. 6	@ Montreal	0-2 L	14-24-3
42	Jan. 8	@ Toronto	5-1 W	15-24-3
43	Jan. 11	St. Louis	4-3 W	16-24-3
44	Jan. 13	@ St. Louis	3-3 T	16-24-4
45	Jan. 14	@ Washington	3-5 L	16-25-4
46	Jan. 16	Montreal	2-2 T	16-25-5
47	Jan. 19	Toronto	3-3 T	16-25-6
48	Jan. 24	Chicago	0-5 L	16-26-6
49	Jan. 26	St. Louis	4-1 W	17-26-6
50	Jan. 27	@ Colorado	2-2 T	17-26-7
51	Jan. 30	NY Rangers	3-5 L	17-27-7
52	Feb. 1	@ Atlanta	1-4 L	17-28-7
53	Feb. 3	@ Washington	5-1 W	18-28-7
54	Feb. 4	@ Boston	1-6 L	18-29-7
55	Feb. 13	@ St. Louis	3-3 T	18-29-8
56	Feb. 14	@ Minnesota	1-8 L	18-30-8
57	Feb. 17	NY Islanders	3-5 L	18-31-8
58	Feb. 20	Philadelphia	3-3 T	18-31-9
59	Feb. 22	Colorado	0-3 W	19-31-9
60	Feb. 24	Boston	3-4 L	19-32-9
61	Feb. 26	@ Los Angeles	0-2 L	19-33-9
62	Feb. 28	Chicago	4-4 T	19-33-10
63	Mar. 2	Washington	2-6 L	19-34-10
64	Mar. 4	Los Angeles	2-3 L	19-35-10
65	Mar. 7	@ Toronto	0-2 L	19-36-10
66	Mar. 8	@ Montreal	1-11 L	19-37-10
67	Mar. 10	Colorado	1-3 L	19-38-10
68	Mar. 13	Pittsburgh	3-9 L	19-39-10
69	Mar. 15	@ Buffalo	2-4 L	19-40-10
70	Mar. 16	@ Colorado	4-1 W	20-40-10
71	Mar. 18	Atlanta	2-1 W	21-40-10
72	Mar. 21	St. Louis	1-1 T	21-40-11
73	Mar. 23	Buffalo	3-4 L	21-41-11
74	Mar. 25	Minnesota	2-1 W	22-41-11
75	Mar. 27	Detroit	5-2 W	23-41-11
76	Mar. 29	@ Philadelphia	0-5 L	23-42-11
77	Mar. 31	@ Colorado	2-0 W	24-42-11
78	Apr. 1	@ Chicago	2-2 T	24-42-12
79	Apr. 3	Colorado	2-1 W	25-42-12
80	Apr. 6	Minnesota	2-2 T	25-42-13

CANUCKS

PLAYERS

IN THE SYSTEM

2015:16 REVIEW

OPPONENTS

HISTORY

ALL TIME RECORDS

PLAYOFFS

NHL

MEDIA SERVICES

1979.80 SEASON RECORD

SMYTHE DIVISION FINISH

3rd (70 Points)

COACH

Harry Neale

GM

Jake Milford

CAPTAIN

Kevin McCarthy

SCORING

Player	GP	G	A	PTS	PIM	Player	GP	G	A	PTS	PIM	
Smyl	77	31	47	78	204	Manery	21	2	1	3	15	
Gradin	80	30	45	75	22	McIlhargey	24	0	2	2	41	
Boldirev	ATL 52	16	24	40	20	Lupul	51	9	11	20	24	
	VAN 27	16	11	27	14	Ashton	47	5	14	19	11	
Williams	TOR 55	22	18	40	197	Kearns	67	1	18	19	24	
	VAN 23	8	5	13	81	Blight	33	12	6	18	54	
McCarthy	79	15	30	45	70	Manno	40	3	14	17	14	
Fraser	78	17	25	42	143	Hughes	52	2	11	13	181	
Lever	51	21	17	38	32	Logan	CHI 12	2	3	5	34	
Lindgren	73	5	30	35	66		VAN 33	1	5	6	109	
Derlago	54	11	15	26	27	Callander	4	1	1	2	0	
Brasar	MIN 22	1	14	15	0	Goodenough	5	0	2	2	2	
	VAN 48	9	10	19	7	Hubick	5	0	1	1	0	
Gillis	67	13	17	30	108	Minor	5	0	1	1	2	
Rota	ATL 44	10	8	18	49	Affleck	5	0	1	1	0	
	VAN 26	5	6	11	29	Hanlon	57	0	1	1	43	
Oddleifson	75	8	20	28	76	Hazlett	1	0	0	0	0	
Snepsts	79	3	20	23	202	Tudor	2	0	0	0	0	
Vaive	47	13	8	21	111	Bromley	15	0	0	0	2	
Butler	TOR 55	7	8	15	29	Goaltender	GPI	MIN	GA	SO	AVG	W-L-T
	VAN 23	4	4	8	21	Bromley	15	860	43	1	3.00	8-2-4
Sedlbauer	32	10	4	14	7	Hanlon	57	3,341	193	0	3.47	17-29-10
Holt	22	1	3	4	80	Ridley	10	559	39	0	3.91	2-6-2
Smith	19	1	3	4	50							

RESULTS

No	Date	Opponent	Score	Record	No	Date	Opponent	Score	Record
1	Oct. 9	St. Louis	2-5 L	0-1-0	41	Jan. 8	@ NY Islanders	0-3 L	15-19-7
2	Oct. 12	Detroit	3-1 W	1-1-0	42	Jan. 9	@ Pittsburgh	2-4 L	15-20-7
3	Oct. 14	@ Edmonton	4-4 T	1-1-1	43	Jan. 11	@ Washington	4-7 L	15-21-7
4	Oct. 17	@ St. Louis	5-1 W	2-1-1	44	Jan. 12	@ Toronto	4-6 L	15-22-7
5	Oct. 18	@ NY Rangers	3-6 L	2-2-1	45	Jan. 16	Atlanta	3-5 L	15-23-7
6	Oct. 20	@ Toronto	0-2 L	2-3-1	46	Jan. 18	Buffalo	2-2 T	15-23-8
7	Oct. 21	@ Buffalo	3-3 T	2-3-2	47	Jan. 22	Colorado	3-5 L	15-24-8
8	Oct. 24	Toronto	5-1 W	3-3-2	48	Jan. 23	NY Rangers	4-6 L	15-25-8
9	Oct. 27	Washington	5-3 W	4-3-2	49	Jan. 27	Toronto	2-5 L	15-26-8
10	Oct. 31	NY Islanders	2-2 T	4-3-3	50	Jan. 29	Montreal	3-4 L	15-27-8
11	Nov. 2	Boston	3-3 T	4-3-4	51	Feb. 2	@ Minnesota	5-4 W	16-27-8
12	Nov. 4	NY Rangers	2-4 L	4-4-4	52	Feb. 3	@ Buffalo	0-3 L	16-28-8
13	Nov. 6	Minnesota	7-7 T	4-4-5	53	Feb. 7	@ Philadelphia	4-1 W	17-28-8
14	Nov. 10	@ Detroit	2-1 W	5-4-5	54	Feb. 9	@ Montreal	4-3 W	18-28-8
15	Nov. 11	@ Philadelphia	4-5 L	5-5-5	55	Feb. 12	@ Hartford	5-5 T	18-28-9
16	Nov. 13	@ Atlanta	5-3 W	6-5-5	56	Feb. 16	Washington	3-5 L	18-29-9
17	Nov. 14	@ Chicago	5-2 W	7-5-5	57	Feb. 17	NY Islanders	4-2 W	19-29-9
18	Nov. 16	Pittsburgh	5-2 W	8-5-5	58	Feb. 19	St. Louis	1-3 L	19-30-9
19	Nov. 18	Montreal	5-2 W	9-5-5	59	Feb. 22	Philadelphia	3-7 L	19-31-9
20	Nov. 20	Los Angeles	1-5 L	9-6-5	60	Feb. 23	Boston	4-4 T	19-31-10
21	Nov. 23	Philadelphia	2-5 L	9-7-5	61	Feb. 26	@ Minnesota	4-5 L	19-32-10
22	Nov. 24	@ Winnipeg	3-5 L	9-8-5	62	Feb. 29	@ Winnipeg	3-3 T	19-32-11
23	Nov. 28	Winnipeg	4-2 W	10-8-5	63	Mar. 1	@ Edmonton	5-2 W	20-32-11
24	Nov. 30	Chicago	1-1 T	10-8-6	64	Mar. 4	Winnipeg	2-1 W	21-32-11
25	Dec. 2	@ Quebec	1-3 L	10-9-6	65	Mar. 5	Chicago	3-3 T	21-32-12
26	Dec. 4	@ NY Islanders	1-1 W	11-9-6	66	Mar. 7	Atlanta	3-9 L	21-33-12
27	Dec. 5	@ Pittsburgh	3-3 T	11-9-7	67	Mar. 9	@ Colorado	4-4 T	21-33-13
28	Dec. 8	@ Detroit	1-5 L	11-10-7	68	Mar. 10	@ Atlanta	5-2 W	22-33-13
29	Dec. 9	@ Boston	3-5 L	11-11-7	69	Mar. 13	@ Hartford	1-3 L	22-34-13
30	Dec. 11	Hartford	5-3 W	12-11-7	70	Mar. 15	@ Boston	2-2 T	22-34-14
31	Dec. 14	Colorado	5-3 W	13-11-7	71	Mar. 16	@ Quebec	3-2 W	23-34-14
32	Dec. 15	@ Los Angeles	3-4 L	13-12-7	72	Mar. 19	Buffalo	3-3 T	23-34-15
33	Dec. 19	@ NY Rangers	3-5 L	13-13-7	73	Mar. 21	Detroit	2-5 L	23-35-15
34	Dec. 21	@ Washington	1-2 L	13-14-7	74	Mar. 23	Quebec	2-6 L	23-36-15
35	Dec. 22	@ Montreal	2-4 L	13-15-7	75	Mar. 25	Pittsburgh	2-4 L	23-37-15
36	Dec. 28	Edmonton	3-5 L	13-16-7	76	Mar. 28	Hartford	4-4 T	23-37-16
37	Dec. 29	Quebec	6-2 W	14-16-7	77	Mar. 30	Minnesota	5-3 W	24-37-16
38	Jan. 3	@ St. Louis	2-6 L	14-17-7	78	Apr. 1	Edmonton	5-0 W	25-37-16
39	Jan. 4	@ Colorado	4-2 W	15-17-7	79	Apr. 3	Los Angeles	4-2 W	26-37-16
40	Jan. 6	@ Chicago	1-3 L	15-18-7	80	Apr. 5	@ Los Angeles	5-3 W	27-37-16

CANUCKS

PLAYERS

IN THE SYSTEM

2015-16 REVIEW

OPPONENTS

HISTORY

ALL TIME RECORDS

PLAYOFFS

NHL

MEDIA SERVICES

1980.81 SEASON RECORD

SMYTHE DIVISION FINISH

3rd (76 Points)

COACH

Harry Neale

GM

Jake Milford

CAPTAIN

Kevin McCarthy

SCORING

Player	GP	G	A	PTS	PIM
Gradin	79	21	48	69	34
Smyl	80	25	38	63	171
Brasar	80	22	41	63	8
Williams	77	35	27	62	343
Schmautz	73	27	34	61	137
Boldirev	72	26	33	59	34
MacDonald	EDM 51	19	24	43	27
	VAN 12	5	9	14	10
Rota	80	25	31	56	124
McCarthy	80	16	37	53	85
Fraser	77	25	24	49	118
Ashton	77	18	11	29	57
Lanz	76	7	22	29	40
Butler	80	12	14	26	60
Minor	74	10	14	24	108
Lindgren	52	4	18	22	32
Halward	LA 51	4	15	19	96
	VAN 7	0	1	1	4

Player	GP	G	A	PTS	PIM
Snepsts	76	3	16	19	212
Marois	NYR 8	1	2	3	46
	VAN 50	4	12	16	115
Kearns	46	1	14	15	28
Manno	20	0	11	11	30
Campbell	42	1	8	9	75
Gillis	11	0	4	4	4
Christie	9	1	1	2	0
Lupul	7	0	2	2	2
Blight	3	1	0	1	4
Hanlon	17	0	1	1	10
Bromley	20	0	1	1	0
Primeau	2	0	0	0	4
Logan	7	0	0	0	13
Oddleifson	8	0	0	0	6

Goaltender	GPI	MIN	GA	SO	AVG	W-L-T
Brodeur	52	3,024	177	0	3.51	17-18-16
Bromley	20	978	62	0	3.80	6-6-4
Hanlon	17	798	59	1	4.44	5-8-0

RESULTS

No	Date	Opponent	Score	Record
1	Oct. 10	Detroit	5-3 W	1-0-0
2	Oct. 12	Quebec	8-2 W	2-0-0
3	Oct. 15	@ Chicago	2-4 L	2-1-0
4	Oct. 16	@ Philadelphia	5-2 W	3-1-0
5	Oct. 18	@ Montreal	1-4 L	3-2-0
6	Oct. 21	@ NY Islanders	6-3 W	4-2-0
7	Oct. 22	@ NY Rangers	2-3 L	4-3-0
8	Oct. 24	Boston	3-2 W	5-3-0
9	Oct. 26	Toronto	8-5 W	6-3-0
10	Oct. 29	@ Quebec	3-3 T	6-3-1
11	Nov. 1	@ Hartford	4-4 T	6-3-2
12	Nov. 2	@ Buffalo	3-4 L	6-4-2
13	Nov. 5	Edmonton	4-3 W	7-4-2
14	Nov. 7	Minnesota	3-2 W	8-4-2
15	Nov. 8	NY Rangers	6-4 W	9-4-2
16	Nov. 11	St. Louis	2-8 L	9-5-2
17	Nov. 14	Montreal	3-3 T	9-5-3
18	Nov. 16	Los Angeles	2-3 L	9-6-3
19	Nov. 18	Winnipeg	6-1 W	10-6-3
20	Nov. 19	@ Edmonton	6-4 W	11-6-3
21	Nov. 22	@ Hartford	3-4 L	11-7-3
22	Nov. 23	@ NY Rangers	2-2 T	11-7-4
23	Nov. 26	@ Pittsburgh	7-4 W	12-7-4
24	Nov. 28	Chicago	6-4 W	13-7-4
25	Nov. 29	Philadelphia	3-3 T	13-7-5
26	Dec. 3	Hartford	4-4 T	13-7-6
27	Dec. 4	@ Los Angeles	1-3 L	13-8-6
28	Dec. 7	NY Islanders	3-5 L	13-9-6
29	Dec. 9	@ Washington	4-2 W	14-9-6
30	Dec. 10	@ Toronto	8-5 W	15-9-6
31	Dec. 13	@ Boston	2-1 W	16-9-6
32	Dec. 14	@ Buffalo	2-2 T	16-9-7
33	Dec. 17	Montreal	4-4 T	16-9-8
34	Dec. 19	Pittsburgh	10-4 W	17-9-8
35	Dec. 21	Buffalo	3-3 T	17-9-9
36	Dec. 26	Los Angeles	3-6 L	17-10-9
37	Dec. 28	St. Louis	2-3 L	17-11-9
38	Dec. 30	Washington	3-3 T	17-11-10
39	Jan. 2	@ Detroit	2-2 T	17-11-11
40	Jan. 3	@ St. Louis	3-6 L	17-12-11

No	Date	Opponent	Score	Record
41	Jan. 6	@ Colorado	7-3 W	18-12-11
42	Jan. 7	@ Minnesota	1-1 T	18-12-12
43	Jan. 9	@ Winnipeg	4-4 T	18-12-13
44	Jan. 13	Colorado	3-3 T	18-12-14
45	Jan. 16	Detroit	3-1 W	19-12-14
46	Jan. 17	@ Colorado	5-2 W	20-12-14
47	Jan. 20	Toronto	2-2 T	20-12-15
48	Jan. 21	@ Edmonton	1-5 L	20-13-15
49	Jan. 24	NY Rangers	5-7 L	20-14-15
50	Jan. 28	@ Chicago	3-7 L	20-15-15
51	Jan. 29	@ Washington	1-3 L	20-16-15
52	Feb. 1	Calgary	6-2 W	21-16-15
53	Feb. 3	Washington	3-3 T	21-16-16
54	Feb. 7	@ St. Louis	2-9 L	21-17-16
55	Feb. 8	@ Detroit	2-3 L	21-18-16
56	Feb. 12	@ Philadelphia	3-4 L	21-19-16
57	Feb. 14	@ Pittsburgh	2-2 T	21-19-17
58	Feb. 15	@ Minnesota	2-7 L	21-20-17
59	Feb. 18	Boston	5-7 L	21-21-17
60	Feb. 20	Quebec	3-9 L	21-22-17
61	Feb. 22	Calgary	3-5 L	21-23-17
62	Feb. 24	Philadelphia	6-4 W	22-23-17
63	Feb. 26	@ Los Angeles	3-4 L	22-24-17
64	Feb. 27	NY Islanders	1-5 L	22-25-17
65	Mar. 1	Hartford	3-0 W	23-25-17
66	Mar. 4	@ Toronto	5-2 W	24-25-17
67	Mar. 7	@ NY Islanders	1-3 L	24-26-17
68	Mar. 8	@ Boston	1-4 L	24-27-17
69	Mar. 10	@ Calgary	2-11 L	24-28-17
70	Mar. 13	Chicago	5-3 W	25-28-17
71	Mar. 14	Buffalo	2-1 W	26-28-17
72	Mar. 17	Pittsburgh	4-3 W	27-28-17
73	Mar. 21	@ Montreal	3-5 L	27-29-17
74	Mar. 23	@ Quebec	3-3 T	27-29-18
75	Mar. 25	Colorado	4-4 T	27-29-19
76	Mar. 27	@ Winnipeg	10-2 W	28-29-19
77	Mar. 29	Minnesota	2-4 L	28-30-19
78	Apr. 1	Winnipeg	4-4 T	28-30-10
79	Apr. 3	Edmonton	2-7 L	28-31-20
80	Apr. 4	@ Calgary	5-6 L	28-32-20

1981.82 SEASON RECORD

SMYTHE DIVISION FINISH

2nd (77 Points)

COACH

Harry Neale,
Roger Neilson

GM

Jake Milford

CAPTAIN

Kevin McCarthy

SCORING

Player	GP	G	A	PTS	PIM
Gradin	76	37	49	86	32
Smyl	80	34	44	78	144
Boldirev	78	33	40	73	45
Fraser	79	28	39	67	175
Hlinka	72	23	37	60	16
Currie	STL 48	18	22	40	17
	VAN 12	5	3	8	2
Molin	72	15	31	46	10
McCarthy	71	6	39	45	84
Rota	51	20	20	40	139
Williams	77	17	21	38	341
MacDonald	59	18	15	33	20
Niill	STL 61	9	12	21	127
	VAN 8	1	2	3	5
Lindgren	75	5	16	21	74
Brasar	53	6	12	18	6
Lupul	41	10	7	17	26
Delorme	59	9	8	17	177

Player	GP	G	A	PTS	PIM
Halward	37	4	13	17	40
Snepsts	68	3	14	17	153
Lanz	39	3	11	14	48
Crawford	40	4	8	12	29
Belland	28	3	6	9	16
Eldebrink	38	1	8	9	21
Campbell	47	0	8	8	131
Butler	25	3	1	4	15
Lemay	5	1	2	3	0
Bubla	23	1	1	2	16
Brodeur	52	0	2	2	0
McDonnell	7	0	1	1	12
Minor	13	0	1	1	6
Schliebener	22	0	1	1	10
Butcher	5	0	0	0	9

Goaltender	GPI	MIN	GA	SO	AVG	W-L-T
Heinz	3	180	9	1	3.00	2-1-0
Brodeur	52	3,010	168	2	3.35	20-18-12
Hanlon	28	1,610	106	1	3.95	8-14-5

RESULTS

No	Date	Opponent	Score	Record
1	Oct. 6	Colorado	4-2 W	1-0-0
2	Oct. 8	@ Calgary	1-1 T	1-0-1
3	Oct. 9	Edmonton	6-2 W	2-0-1
4	Oct. 11	@ Buffalo	2-2 T	2-0-2
5	Oct. 14	@ NY Rangers	1-2 L	2-1-2
6	Oct. 15	@ NY Islanders	1-4 L	2-2-2
7	Oct. 17	@ Montreal	4-10 L	2-3-2
8	Oct. 19	@ Quebec	3-6 L	2-4-2
9	Oct. 23	Hartford	2-2 T	2-4-3
10	Oct. 25	Pittsburgh	4-6 L	2-5-3
11	Oct. 28	Washington	3-0 W	3-5-3
12	Oct. 31	@ Philadelphia	8-4 W	4-5-3
13	Nov. 1	@ Detroit	1-3 L	4-6-3
14	Nov. 4	@ Hartford	4-1 W	5-6-3
15	Nov. 5	@ Boston	1-2 L	5-7-3
16	Nov. 8	Winnipeg	5-1 W	6-7-3
17	Nov. 11	Quebec	6-5 W	7-7-3
18	Nov. 14	Montreal	1-4 L	7-8-3
19	Nov. 15	@ Calgary	7-4 W	8-8-3
20	Nov. 19	Detroit	8-3 W	9-8-3
21	Nov. 21	@ Edmonton	3-8 L	9-9-3
22	Nov. 22	Colorado	5-5 T	9-9-4
23	Nov. 25	Chicago	6-2 W	10-9-4
24	Nov. 27	@ Colorado	6-3 W	11-9-4
25	Nov. 28	@ Los Angeles	2-3 L	11-10-4
26	Dec. 2	Minnesota	5-0 W	12-10-4
27	Dec. 4	@ Edmonton	3-7 L	12-11-4
28	Dec. 5	Edmonton	3-3 T	12-11-5
29	Dec. 9	NY Islanders	4-3 W	13-11-5
30	Dec. 12	@ Los Angeles	5-7 L	13-12-5
31	Dec. 13	Calgary	6-7 L	13-13-5
32	Dec. 16	Toronto	6-6 T	13-13-6
33	Dec. 18	@ Colorado	1-3 L	13-14-6
34	Dec. 19	@ St. Louis	0-5 L	13-15-6
35	Dec. 22	Minnesota	4-4 T	13-15-7
36	Dec. 23	@ Edmonton	1-6 L	13-16-7
37	Dec. 26	Los Angeles	2-2 T	13-16-8
38	Dec. 29	Boston	3-5 L	13-17-8
39	Dec. 31	Edmonton	3-1 W	14-17-8
40	Jan. 2	@ Washington	2-5 L	14-18-8

No	Date	Opponent	Score	Record
41	Jan. 4	@ NY Islanders	1-4 L	14-19-8
42	Jan. 7	@ NY Rangers	1-4 L	14-20-8
43	Jan. 9	@ Pittsburgh	3-4 L	14-21-8
44	Jan. 10	@ Chicago	2-3 L	14-22-8
45	Jan. 13	Calgary	5-1 W	15-22-8
46	Jan. 15	Los Angeles	3-3 T	15-22-9
47	Jan. 17	Pittsburgh	3-3 T	15-22-10
48	Jan. 19	St. Louis	4-5 L	15-23-10
49	Jan. 22	Edmonton	3-4 L	15-24-10
50	Jan. 24	Los Angeles	5-5 T	15-24-11
51	Jan. 27	Buffalo	4-3 W	16-24-11
52	Jan. 30	Philadelphia	4-2 W	17-24-11
53	Feb. 2	NY Rangers	3-4 L	17-25-11
54	Feb. 3	Toronto	3-1 W	18-25-11
55	Feb. 6	@ Los Angeles	4-5 L	18-26-11
56	Feb. 10	@ Toronto	4-1 W	19-26-11
57	Feb. 11	@ Detroit	4-4 T	19-26-12
58	Feb. 13	@ St. Louis	3-2 W	20-26-12
59	Feb. 15	@ Chicago	4-1 W	21-26-12
60	Feb. 17	Boston	6-3 W	22-26-12
61	Feb. 20	Hartford	4-2 W	23-26-12
62	Feb. 23	Calgary	2-2 T	23-26-13
63	Feb. 25	@ Calgary	4-11 L	23-27-13
64	Feb. 26	@ Colorado	4-3 W	24-27-13
65	Feb. 28	Philadelphia	3-3 T	24-27-14
66	Mar. 3	@ Colorado	3-2 T	24-28-14
67	Mar. 6	@ Minnesota	1-3 L	24-29-14
68	Mar. 7	@ Winnipeg	2-5 L	24-30-14
69	Mar. 10	Buffalo	4-7 L	24-31-14
70	Mar. 11	@ Calgary	3-6 L	24-32-14
71	Mar. 13	@ Edmonton	3-5 L	24-33-14
72	Mar. 17	@ Washington	6-6 T	24-33-15
73	Mar. 18	@ Montreal	4-2 W	25-33-15
74	Mar. 20	@ Quebec	3-3 T	25-33-16
75	Mar. 24	Colorado	5-4 W	26-33-16
76	Mar. 27	Calgary	7-2 W	27-33-16
77	Mar. 28	Winnipeg	5-0 W	28-33-16
78	Mar. 31	Colorado	4-4 T	28-33-17
79	Apr. 3	@ Los Angeles	6-0 W	29-33-17
80	Apr. 4	Los Angeles	7-4 W	30-33-17

CANUCKS

PLAYERS

IN THE SYSTEM

2015-16 REVIEW

OPPONENTS

HISTORY

ALL TIME RECORDS

PLAYOFFS

NHL

MEDIA SERVICES

1982.83 SEASON RECORD

SMYTHE DIVISION FINISH

3rd (75 Points)

COACH

Roger Neilson

GM

Harry Neale

CAPTAIN

Stan Smyl

SCORING

Player	GP	G	A	PTS	PIM	
Smyl	74	38	50	88	114	
Gradin	80	32	54	86	61	
Rota	73	42	38	81	88	
Hlinka	65	19	44	63	12	
Halward	75	19	33	52	83	
Lanz	74	10	38	48	46	
Sundstrom	74	23	23	46	30	
McCarthy	74	12	28	40	88	
Molin	58	12	27	39	23	
Bubla	72	2	28	30	59	
Lupul	40	18	10	28	46	
Boldirev	39	5	20	25	12	
Nill	65	7	15	22	136	
Williams	68	8	13	21	265	
Lemay	44	11	9	20	41	
Lindgren	64	6	14	20	48	
Tanti	CHI	1	0	1	0	
	VAN	39	8	8	16	16
Butcher	55	1	13	14	105	
Kirton	DET	10	1	1	2	6
	VAN	31	4	6	10	4
Fraser	36	6	7	13	99	

Player	GP	G	A	PTS	PIM	
Delorme	56	5	8	13	87	
Snepsts	46	2	8	10	80	
Crawford	41	4	5	9	28	
MacDonald	17	3	4	7	2	
Belland	14	2	4	6	4	
Minor	39	1	5	6	57	
Kulak	4	1	1	2	0	
Currie	8	1	1	2	0	
Eldebrink	5	1	1	2	0	
Garrett	QUE	17	0	1	1	2
	VAN	17	0	1	1	0
Brodeur	58	0	1	1	2	
Caprice	1	0	0	0	0	
Petit	2	0	0	0	0	
Ellacott	12	0	0	0	0	

Goaltender	GPI	MIN	GA	SO	AVG	W-L-T	
Garrett	VAN	17	934	48	1	3.08	7-6-3
	QUE	17	953	64	0	4.03	6-8-2
Brodeur	58	3,291	208	0	3.79	21-26-8	
Ellacott	12	555	41	0	4.43	2-3-4	
Caprice	1	20	3	0	9.00	0-0-0	

RESULTS

No	Date	Opponent	Score	Record
1	Oct. 5	NY Islanders	2-1 W	1-0-0
2	Oct. 6	@ Los Angeles	3-3 T	1-0-1
3	Oct. 9	Edmonton	3-6 L	1-1-1
4	Oct. 12	@ Pittsburgh	4-5 L	1-2-1
5	Oct. 14	@ Boston	1-2 L	1-3-1
6	Oct. 16	@ Hartford	5-6 L	1-4-1
7	Oct. 19	@ NY Islanders	4-5 L	1-5-1
8	Oct. 20	@ NY Rangers	5-6 L	1-6-1
9	Oct. 23	Boston	3-2 W	2-6-1
10	Oct. 26	Hartford	8-1 W	3-6-1
11	Oct. 29	Chicago	2-2 T	3-6-2
12	Oct. 31	@ Edmonton	3-2 W	4-6-2
13	Nov. 2	@ Quebec	5-2 W	5-6-2
14	Nov. 4	@ Philadelphia	4-3 W	6-6-2
15	Nov. 6	@ Montreal	2-4 L	6-7-2
16	Nov. 7	@ Buffalo	1-3 L	6-8-2
17	Nov. 10	Los Angeles	4-2 W	7-8-2
18	Nov. 13	@ Winnipeg	2-3 L	7-9-2
19	Nov. 14	@ Winnipeg	5-6 L	7-10-2
20	Nov. 16	Detroit	4-4 T	7-10-3
21	Nov. 20	@ Edmonton	3-3 T	7-10-4
22	Nov. 21	Washington	5-3 W	8-10-4
23	Nov. 23	Quebec	5-2 W	9-10-4
24	Nov. 26	New Jersey	4-4 T	9-10-5
25	Nov. 28	Philadelphia	5-5 T	9-10-6
26	Nov. 30	Los Angeles	2-5 L	9-11-6
27	Dec. 3	Calgary	4-5 L	9-12-6
28	Dec. 5	St. Louis	6-3 W	10-12-6
29	Dec. 8	@ Toronto	7-3 W	11-12-6
30	Dec. 9	@ Minnesota	6-9 L	11-13-6
31	Dec. 11	@ St. Louis	3-1 W	12-13-6
32	Dec. 15	Montreal	2-3 L	12-14-6
33	Dec. 16	@ Calgary	3-2 W	13-14-6
34	Dec. 18	Minnesota	3-3 T	13-14-7
35	Dec. 23	Calgary	3-6 L	13-15-7
36	Dec. 26	@ Los Angeles	2-4 L	13-16-7
37	Dec. 28	Winnipeg	4-4 T	13-16-8
38	Dec. 31	Edmonton	1-8 L	13-17-8
39	Jan. 2	@ New Jersey	1-3 L	13-18-8
40	Jan. 4	@ Philadelphia	1-4 L	13-19-8

No	Date	Opponent	Score	Record
41	Jan. 6	@ Hartford	6-4 W	14-19-8
42	Jan. 7	@ Buffalo	5-5 T	14-19-8
43	Jan. 12	Calgary	4-6 L	14-20-9
44	Jan. 13	@ Calgary	2-5 L	14-21-9
45	Jan. 16	Winnipeg	6-4 W	15-21-9
46	Jan. 18	NY Rangers	3-3 T	15-21-10
47	Jan. 19	@ Edmonton	4-9 L	15-22-10
48	Jan. 22	Edmonton	4-3 W	16-22-10
49	Jan. 25	@ Detroit	2-6 L	16-23-10
50	Jan. 26	@ Chicago	5-1 W	17-23-10
51	Jan. 29	NY Islanders	3-5 L	17-24-10
52	Feb. 1	Montreal	3-7 L	17-25-10
53	Feb. 5	@ Toronto	4-6 L	17-26-10
54	Feb. 6	@ New Jersey	4-4 T	17-26-11
55	Feb. 9	@ Pittsburgh	6-2 W	18-26-11
56	Feb. 13	@ Boston	1-3 L	18-27-11
57	Feb. 15	@ Winnipeg	4-7 L	18-28-11
58	Feb. 18	Washington	1-2 L	18-29-11
59	Feb. 20	Los Angeles	5-2 W	19-29-11
60	Feb. 22	St. Louis	6-3 W	20-29-11
61	Feb. 24	@ Los Angeles	0-8 L	20-30-11
62	Feb. 25	Toronto	1-4 L	20-31-11
63	Feb. 27	Calgary	6-2 W	21-31-11
64	Mar. 1	@ Calgary	1-8 L	21-32-11
65	Mar. 2	@ Winnipeg	3-0 W	22-32-11
66	Mar. 5	Winnipeg	5-4 W	23-32-11
67	Mar. 6	Winnipeg	6-2 W	24-32-11
68	Mar. 8	NY Rangers	7-3 W	25-32-11
69	Mar. 12	Buffalo	8-3 W	26-32-11
70	Mar. 14	@ Minnesota	3-6 L	26-33-11
71	Mar. 16	@ Edmonton	3-4 L	26-34-11
72	Mar. 18	Quebec	7-3 W	27-34-11
73	Mar. 20	Detroit	6-3 W	28-34-11
74	Mar. 21	Pittsburgh	7-3 W	29-34-11
75	Mar. 23	@ Washington	1-1 T	29-34-12
76	Mar. 25	Chicago	3-3 T	29-34-13
77	Mar. 27	Los Angeles	8-4 W	30-34-13
78	Mar. 29	Edmonton	4-7 L	30-35-13
79	Mar. 31	@ Calgary	4-4 T	30-35-14
80	Apr. 3	@ Los Angeles	2-2 T	30-35-15

CANUCKS

PLAYERS

IN THE SYSTEM

2015.16 REVIEW

OPPONENTS

HISTORY

ALL TIME RECORDS

PLAYOFFS

NHL

MEDIA SERVICES

1983.84 SEASON RECORD

SMYTHE DIVISION FINISH

3rd (73 Points)

COACH

Roger Neilson,
Harry Neale

GM

Harry Neale

CAPTAIN

Stan Smyl

SCORING

Player	GP	G	A	PTS	PIM
Sundstrom	78	38	53	91	37
Tanti	79	45	41	86	50
Gradin	75	21	57	78	32
Smyl	80	24	43	67	136
Lanz	79	18	39	57	45
Rota	59	28	20	48	73
Lupul	69	17	27	44	51
Bubla	62	6	33	39	43
McNab	BOS 52	14	16	30	10
	VAN 13	1	6	7	10
Neely	56	16	15	31	57
Williams	67	15	16	31	294
Lemay	56	12	18	30	38
Halward	54	7	16	31	35
Gillis	37	9	13	22	7
Belland	44	7	13	20	24
Snepsts	79	4	16	20	152
McCarthy	47	2	14	16	61
Nil	51	9	6	15	78
Petit	44	6	9	15	53

Player	GP	G	A	PTS	PIM
Molin	42	6	7	13	4
Schliebener	51	2	10	12	48
Currie	18	3	3	6	2
Kirton	26	2	3	5	2
Delorme	64	2	2	4	68
Lanthier	11	2	1	3	2
Lindgren	7	1	2	3	4
Butcher	28	2	0	2	34
Martin	12	0	2	2	6
Brodeur	36	0	2	2	0
Hall	4	1	0	1	6
Crawford	19	0	1	1	9
Lidster	8	0	0	0	4
Minor	9	0	0	0	0
Caprice	19	0	0	0	2
Garrett	29	0	0	0	9

Goaltender	GPI	MIN	GA	SO	AVG	W-L-T
Caprice	19	1,098	62	1	3.39	8-8-2
Brodeur	36	2,110	141	1	4.01	10-21-5
Garrett	29	1,653	113	0	4.10	14-10-2

RESULTS

No	Date	Opponent	Score	Record
1	Oct. 5	Calgary	3-5 L	0-1-0
2	Oct. 7	Minnesota	10-9 W	1-1-0
3	Oct. 9	Toronto	7-4 W	2-1-0
4	Oct. 11	@ St. Louis	2-3 L	2-2-0
5	Oct. 12	@ Chicago	1-2 L	2-3-0
6	Oct. 15	@ Montreal	4-5 L	2-4-0
7	Oct. 19	Edmonton	7-10 L	2-5-0
8	Oct. 21	New Jersey	5-4 W	3-5-0
9	Oct. 22	@ Edmonton	5-5 T	3-5-1
10	Oct. 25	St. Louis	7-1 W	4-5-1
11	Oct. 28	Hartford	5-4 W	5-5-1
12	Oct. 30	@ Calgary	3-4 L	5-6-1
13	Nov. 1	@ NY Islanders	3-6 L	5-7-1
14	Nov. 4	@ Washington	4-5 L	5-8-1
15	Nov. 5	@ Detroit	3-2 W	6-8-1
16	Nov. 9	Winnipeg	2-7 L	6-9-1
17	Nov. 11	Winnipeg	4-2 W	7-9-1
18	Nov. 13	Montreal	4-3 W	8-9-1
19	Nov. 16	@ Los Angeles	2-5 L	8-10-1
20	Nov. 18	Los Angeles	2-5 L	8-11-1
21	Nov. 20	Los Angeles	8-3 W	9-11-1
22	Nov. 23	@ Winnipeg	4-1 W	10-11-1
23	Nov. 26	Philadelphia	4-5 L	10-12-1
24	Nov. 28	@ NY Rangers	3-3 T	10-12-2
25	Nov. 30	@ Hartford	6-2 W	11-12-2
26	Dec. 1	@ Boston	1-7 L	11-13-2
27	Dec. 3	@ Toronto	5-5 T	11-13-3
28	Dec. 6	NY Islanders	2-5 L	11-14-3
29	Dec. 7	@ Edmonton	4-5 L	11-15-3
30	Dec. 10	Edmonton	3-2 W	12-15-3
31	Dec. 13	Quebec	6-2 W	13-15-3
32	Dec. 16	Calgary	5-3 W	14-15-3
33	Dec. 18	@ Buffalo	2-3 L	14-16-3
34	Dec. 20	@ Quebec	4-6 L	14-17-3
35	Dec. 21	@ Detroit	9-5 W	15-17-3
36	Dec. 26	Los Angeles	4-4 L	15-18-3
37	Dec. 28	Edmonton	2-5 L	15-19-3
38	Dec. 30	@ Calgary	1-5 L	15-20-3
39	Dec. 31	Boston	5-5 T	15-20-4
40	Jan. 3	@ Los Angeles	4-3 W	16-20-4

No	Date	Opponent	Score	Record
41	Jan. 4	@ Los Angeles	3-3 T	16-20-5
42	Jan. 7	@ Minnesota	0-2 L	16-21-5
43	Jan. 8	@ Chicago	0-2 L	16-22-5
44	Jan. 10	@ St. Louis	0-2 L	16-23-5
45	Jan. 13	Washington	4-6 L	16-24-5
46	Jan. 15	Hartford	5-0 W	17-24-5
47	Jan. 17	Buffalo	1-5 L	17-25-5
48	Jan. 18	@ Edmonton	5-7 L	17-26-5
49	Jan. 20	@ Winnipeg	6-6 T	17-26-6
50	Jan. 22	@ Winnipeg	4-6 L	17-27-6
51	Jan. 25	Edmonton	4-6 L	17-28-6
52	Jan. 27	Philadelphia	4-0 W	18-28-6
53	Jan. 29	New Jersey	3-2 W	19-28-6
54	Feb. 2	@ Los Angeles	2-4 L	19-29-6
55	Feb. 4	NY Rangers	4-5 L	19-30-6
56	Feb. 5	@ Calgary	2-4 L	19-31-6
57	Feb. 7	@ Quebec	4-2 W	20-31-6
58	Feb. 9	@ Montreal	7-6 W	21-31-6
59	Feb. 11	@ NY Islanders	6-5 L	21-32-6
60	Feb. 12	@ Philadelphia	4-6 W	22-32-6
61	Feb. 17	Pittsburgh	1-4 L	22-33-6
62	Feb. 19	Calgary	5-2 W	23-33-6
63	Feb. 21	Boston	2-5 L	23-34-6
64	Feb. 23	@ Calgary	2-3 L	23-35-6
65	Feb. 24	Los Angeles	5-3 W	24-35-6
66	Feb. 26	Toronto	4-4 T	24-35-7
67	Feb. 28	@ Washington	3-2 W	25-35-7
68	Feb. 29	@ Pittsburgh	9-5 W	26-35-7
69	Mar. 2	@ New Jersey	2-4 L	26-36-7
70	Mar. 4	@ NY Rangers	5-4 W	27-36-7
71	Mar. 7	Winnipeg	4-3 W	28-36-7
72	Mar. 9	Chicago	4-3 W	29-36-7
73	Mar. 11	@ Edmonton	2-12 L	29-37-7
74	Mar. 13	Pittsburgh	4-3 W	30-37-7
75	Mar. 17	Buffalo	2-5 L	30-38-7
76	Mar. 20	Detroit	3-6 L	30-39-7
77	Mar. 23	@ Winnipeg	4-3 W	31-39-7
78	Mar. 25	Calgary	4-4 T	31-39-8
79	Mar. 28	Winnipeg	5-1 W	32-39-8
80	Mar. 30	Minnesota	3-3 T	32-39-9

CANUCKS

PLAYERS

IN THE SYSTEM

2015.16 REVIEW

OPPONENTS

HISTORY

ALL TIME RECORDS

PLAYOFFS

NHL

MEDIA SERVICES

1984.85 SEASON RECORD

SMYTHE DIVISION FINISH

5th (59 Points)

COACH

Bill LaForge,
Harry Neale

GM

Harry Neale

CAPTAIN

Stan Smyl

SCORING

Player	GP	G	A	PTS	PIM
Sundstrom	71	25	43	68	46
Smyl	80	27	37	64	100
Gradin	76	22	42	64	43
Tanti	68	39	20	59	45
Lemay	74	21	31	52	68
McNab	75	23	25	48	10
Neely	72	21	18	39	137
Skriko	72	21	14	35	10
MacAdam	80	14	20	34	27
Halward	71	7	27	34	82
Petit	69	5	26	31	127
Lidster	78	6	24	30	55
Lupul	66	12	17	29	82
Daigneault	67	4	23	27	69
Kirton	62	17	5	22	21
Lanz	57	2	17	19	69
Bubla	56	2	15	17	54
Gillis	37	5	11	16	23
Butcher	75	3	9	12	152

Player	GP	G	A	PTS	PIM
Lanthier	27	6	4	10	13
Belland	13	0	6	6	6
Hall	7	1	4	5	19
Delorme	31	1	2	3	51
Stevens	6	0	3	3	6
Caprice	28	0	2	2	0
Martin	12	0	1	1	39
Brodeur	51	0	1	1	4
Crawford	1	0	0	0	4
Holloway	2	0	0	0	0
Morrison	8	0	0	0	0
Coxe	9	0	0	0	49
Garrett	10	0	0	0	14
Schliebener	11	0	0	0	16

Goaltender	GPI	MIN	GA	SO	AVG	W-L-T
Brodeur	51	2,930	228	0	4.67	16-27-6
Caprice	28	1,523	122	0	4.81	8-14-3
Garrett	10	407	44	0	6.49	1-5-0

RESULTS

No	Date	Opponent	Score	Record
1	Oct. 11	Quebec	2-5 L	0-1-0
2	Oct. 13	@ Los Angeles	6-5 W	1-1-0
3	Oct. 14	Calgary	5-7 L	1-2-0
4	Oct. 17	@ Pittsburgh	3-4 L	1-3-0
5	Oct. 18	@ Philadelphia	2-13 L	1-4-0
6	Oct. 20	@ Hartford	2-3 L	1-5-0
7	Oct. 23	@ NY Islanders	5-6 L	1-6-0
8	Oct. 24	@ Chicago	3-9 L	1-7-0
9	Oct. 28	Washington	2-5 L	1-8-0
10	Oct. 30	@ Edmonton	0-7 L	1-9-0
11	Oct. 31	Los Angeles	3-10 L	1-10-0
12	Nov. 3	Chicago	6-4 W	2-10-0
13	Nov. 7	@ Toronto	4-4 T	2-10-1
14	Nov. 9	@ Winnipeg	5-7 L	2-11-1
15	Nov. 10	@ Minnesota	5-5 T	2-11-2
16	Nov. 12	Montreal	3-5 L	2-12-2
17	Nov. 14	Detroit	3-2 W	3-12-2
18	Nov. 16	Pittsburgh	7-6 W	4-12-2
19	Nov. 17	@ Edmonton	0-7 L	4-13-2
20	Nov. 20	St. Louis	1-5 L	4-14-2
21	Nov. 21	@ Calgary	4-6 L	4-15-2
22	Nov. 23	Winnipeg	1-5 L	4-16-2
23	Nov. 25	Calgary	2-4 L	4-17-2
24	Nov. 27	St. Louis	1-6 L	4-18-2
25	Nov. 29	@ Los Angeles	1-12 L	4-19-2
26	Dec. 1	@ Los Angeles	3-6 L	4-20-2
27	Dec. 3	NY Islanders	4-5 L	4-21-2
28	Dec. 8	Edmonton	3-2 W	5-21-2
29	Dec. 11	@ Quebec	4-3 W	6-21-2
30	Dec. 13	@ Montreal	5-4 W	7-21-2
31	Dec. 15	@ Boston	1-2 L	7-22-2
32	Dec. 16	@ Buffalo	2-2 T	7-22-3
33	Dec. 20	@ Calgary	1-9 L	7-23-3
34	Dec. 21	@ Edmonton	3-1 W	8-23-3
35	Dec. 23	Calgary	4-5 L	8-24-3
36	Dec. 26	Los Angeles	3-3 T	8-24-4
37	Dec. 28	Philadelphia	4-7 L	8-25-4
38	Dec. 30	Edmonton	7-7 T	8-25-5
39	Jan. 2	@ NY Rangers	0-6 L	8-26-5
40	Jan. 3	@ New Jersey	6-4 W	9-26-5

No	Date	Opponent	Score	Record
41	Jan. 5	@ Toronto	4-1 W	10-26-5
42	Jan. 8	@ Philadelphia	3-5 L	10-27-5
43	Jan. 9	@ Pittsburgh	4-7 L	10-28-5
44	Jan. 13	Toronto	3-5 L	10-29-5
45	Jan. 15	NY Islanders	6-5 W	11-29-5
46	Jan. 18	Edmonton	4-4 T	11-29-6
47	Jan. 19	@ Edmonton	5-7 L	11-30-6
48	Jan. 21	Calgary	3-3 T	11-30-7
49	Jan. 23	Winnipeg	4-6 L	11-31-7
50	Jan. 25	Winnipeg	7-4 W	12-31-7
51	Jan. 26	@ Calgary	2-6 L	12-32-7
52	Jan. 30	Montreal	5-4 W	13-32-7
53	Feb. 1	Hartford	4-3 W	14-32-7
54	Feb. 3	NY Rangers	4-1 W	15-32-7
55	Feb. 6	@ St. Louis	0-4 L	15-33-7
56	Feb. 8	@ Winnipeg	5-5 T	15-33-8
57	Feb. 10	@ Winnipeg	5-3 W	16-33-8
58	Feb. 16	Boston	3-2 W	17-33-8
59	Feb. 19	New Jersey	7-5 W	18-33-8
60	Feb. 21	Washington	2-6 L	18-34-8
61	Feb. 23	Quebec	5-7 L	18-35-8
62	Feb. 26	@ Washington	2-3 L	18-36-8
63	Feb. 27	@ Detroit	5-11 L	18-37-8
64	Mar. 2	@ Boston	0-5 L	18-38-8
65	Mar. 3	@ Hartford	7-6 W	19-38-8
66	Mar. 6	NY Rangers	3-6 L	19-39-8
67	Mar. 8	Los Angeles	4-3 W	20-39-8
68	Mar. 10	Edmonton	6-3 W	21-39-8
69	Mar. 13	Buffalo	6-4 W	22-39-8
70	Mar. 15	Detroit	5-6 L	22-40-8
71	Mar. 17	Chicago	4-6 L	22-41-8
72	Mar. 20	@ Buffalo	5-4 W	23-41-8
73	Mar. 21	@ New Jersey	3-2 W	24-41-8
74	Mar. 23	@ Winnipeg	4-6 L	24-42-8
75	Mar. 25	@ Minnesota	3-5 L	24-43-8
76	Mar. 27	Winnipeg	3-5 L	24-44-8
77	Mar. 31	Minnesota	3-2 W	25-44-8
78	Apr. 3	@ Calgary	3-5 L	25-45-8
79	Apr. 5	Los Angeles	3-4 L	25-46-8
80	Apr. 6	@ Los Angeles	4-4 T	25-46-9

CANUCKS

PLAYERS

IN THE SYSTEM

2015.16 REVIEW

OPPONENTS

HISTORY

ALL TIME RECORDS

PLAYOFFS

NHL

MEDIA SERVICES

1985.86 SEASON RECORD

SMYTHE DIVISION FINISH

4th (59 Points)

COACH

Tom Watt

GM

Jack Gordon

CAPTAIN

Stan Smyl

SCORING

Player	GP	G	A	PTS	PIM
Skriko	80	38	40	78	34
Tanti	77	39	33	72	85
Sundstrom	79	18	48	66	28
Smyl	73	27	35	62	144
Lanz	75	15	38	53	73
Gradin	71	14	27	41	34
Neely	73	14	20	34	126
Halward	70	8	25	33	111
Lemay	48	16	15	31	92
Peterson	77	8	23	31	94
Tambellini	48	15	15	30	12
Bubla	43	6	24	30	30
Lidster	78	12	16	28	56
Daigneault	64	5	23	28	45
Crawford	54	11	14	25	92
Lowry	73	10	8	18	143

Player	GP	G	A	PTS	PIM
Lanthier	62	7	10	17	12
Hall	19	5	5	10	6
Coxe	57	3	5	8	176
Petit	32	1	6	7	27
Lupul	19	4	1	5	12
Sandlak	23	1	3	4	10
Belland	7	1	2	3	4
Cochrane	49	0	3	3	125
Brodeur	64	0	2	2	16
Caprice	7	0	1	1	0
Bruce	12	0	1	1	14
Dunbar	1	0	0	0	2
Young	22	0	0	0	0

Goaltender	GPI	MIN	GA	SO	AVG	W-L-T
Young	22	1,023	61	0	3.58	4-9-3
Brodeur	64	3,541	240	2	4.07	19-31-8
Caprice	7	308	28	0	5.45	0-4-2

RESULTS

No	Date	Opponent	Score	Record
1	Oct. 10	@ Los Angeles	6-5 W	1-0-0
2	Oct. 12	St. Louis	3-4 L	1-1-0
3	Oct. 14	NY Islanders	4-2 W	2-1-0
4	Oct. 16	Boston	3-3 T	2-1-1
5	Oct. 18	Los Angeles	5-4 W	3-1-1
6	Oct. 20	@ NY Rangers	3-4 L	3-2-1
7	Oct. 22	@ NY Islanders	2-2 T	3-2-2
8	Oct. 23	@ Detroit	5-0 W	4-2-2
9	Oct. 25	@ Buffalo	4-5 L	4-3-2
10	Oct. 27	@ Philadelphia	4-7 L	4-4-2
11	Oct. 30	Toronto	5-3 W	5-4-2
12	Nov. 2	Buffalo	6-2 W	6-4-2
13	Nov. 5	Edmonton	4-6 L	6-5-2
14	Nov. 8	@ Edmonton	0-13 L	6-6-2
15	Nov. 9	@ Winnipeg	7-2 W	7-6-2
16	Nov. 11	Detroit	5-0 W	8-6-2
17	Nov. 13	Pittsburgh	3-6 L	8-7-2
18	Nov. 15	@ Washington	3-5 L	8-8-2
19	Nov. 16	@ St. Louis	5-6 L	8-9-2
20	Nov. 19	@ Detroit	7-5 W	9-9-2
21	Nov. 20	@ Chicago	0-2 L	9-10-2
22	Nov. 22	New Jersey	5-6 L	9-11-2
23	Nov. 26	Chicago	3-5 L	9-12-2
24	Nov. 27	@ Edmonton	5-5 T	9-12-3
25	Nov. 29	Hartford	4-5 L	9-13-3
26	Dec. 2	@ Montreal	0-7 L	9-14-3
27	Dec. 4	@ Quebec	4-5 L	9-15-3
28	Dec. 6	@ New Jersey	1-4 L	9-16-3
29	Dec. 7	@ Washington	1-2 L	9-17-3
30	Dec. 11	Winnipeg	3-6 L	9-18-3
31	Dec. 14	Calgary	4-3 W	10-18-3
32	Dec. 15	@ Edmonton	3-5 L	10-19-3
33	Dec. 17	Washington	4-4 T	10-19-4
34	Dec. 20	Toronto	5-3 W	11-19-4
35	Dec. 21	@ Los Angeles	6-2 W	12-19-4
36	Dec. 23	Winnipeg	5-3 W	13-19-4
37	Dec. 27	Philadelphia	1-6 L	13-20-4
38	Dec. 29	Edmonton	3-5 L	13-21-4
39	Jan. 2	@ Minnesota	2-3 L	13-22-4
40	Jan. 5	@ Winnipeg	0-4 L	13-23-4

No	Date	Opponent	Score	Record
41	Jan. 7	@ Winnipeg	2-2 T	13-23-5
42	Jan. 9	@ Calgary	4-5 L	13-24-5
43	Jan. 10	Hartford	3-4 L	13-25-5
44	Jan. 14	NY Rangers	1-2 L	13-26-5
45	Jan. 17	Los Angeles	7-9 L	13-27-5
46	Jan. 18	@ Los Angeles	4-4 T	13-27-6
47	Jan. 21	New Jersey	5-3 W	14-27-6
48	Jan. 24	Pittsburgh	4-3 W	15-27-6
49	Jan. 29	Calgary	4-4 T	15-27-7
50	Jan. 31	Minnesota	10-5 W	16-27-7
51	Feb. 7	Winnipeg	5-2 W	17-27-7
52	Feb. 9	Winnipeg	3-3 T	17-27-8
53	Feb. 11	@ NY Islanders	0-1 L	17-28-8
54	Feb. 12	@ NY Rangers	2-5 L	17-29-8
55	Feb. 15	@ Pittsburgh	4-9 L	17-30-8
56	Feb. 16	@ Toronto	4-4 T	17-30-9
57	Feb. 18	@ Hartford	4-5 L	17-31-9
58	Feb. 21	Calgary	0-4 L	17-32-9
59	Feb. 23	Boston	1-6 L	17-33-9
60	Feb. 26	Montreal	2-4 L	17-34-9
61	Feb. 28	Philadelphia	3-1 W	18-34-9
62	Mar. 1	@ Calgary	2-3 L	18-35-9
63	Mar. 4	Edmonton	2-6 L	18-36-9
64	Mar. 6	Los Angeles	5-5 T	18-36-10
65	Mar. 8	@ St. Louis	3-7 L	18-37-10
66	Mar. 11	@ Quebec	1-1 T	18-37-11
67	Mar. 12	@ Montreal	2-3 L	18-38-11
68	Mar. 15	@ Boston	1-1 T	18-38-12
69	Mar. 16	@ Chicago	4-5 L	18-39-12
70	Mar. 19	Buffalo	3-4 L	18-40-12
71	Mar. 21	@ Calgary	5-5 T	18-40-13
72	Mar. 22	Minnesota	6-2 W	19-40-13
73	Mar. 24	@ Winnipeg	4-8 L	19-41-13
74	Mar. 26	Quebec	7-6 W	20-41-13
75	Mar. 28	Los Angeles	2-1 W	21-41-13
76	Mar. 30	Calgary	4-2 W	22-41-13
77	Apr. 1	@ Calgary	5-6 L	22-42-13
78	Apr. 2	@ Edmonton	4-8 L	22-43-13
79	Apr. 5	@ Los Angeles	5-3 W	23-43-13
80	Apr. 6	Edmonton	2-3 L	23-44-13

CANUCKS

PLAYERS

IN THE SYSTEM

2015/16 REVIEW

OPPONENTS

HISTORY

ALL TIME RECORDS

PLAYOFFS

NHL

MEDIA SERVICES

1986.87 SEASON RECORD

SMYTHE DIVISION FINISH

5th (66 Points)

COACH

Tom Watt

GM

Jack Gordon

CAPTAIN

Stan Smyl

SCORING

Player	GP	G	A	PTS	PIM	
Tanti	77	41	38	79	84	
Pederson	79	24	52	76	50	
Skriko	76	33	41	74	44	
Sundstrom	72	29	42	71	40	
Lidster	80	12	51	63	40	
Smyl	66	20	23	43	84	
Sutter	74	20	22	42	113	
Tambellini	72	16	20	36	14	
Sandlak	78	15	21	36	66	
Lemay	52	9	17	26	128	
Summanen	EDM	10	7	17	15	
	VAN	10	4	4	8	0
Petit	69	12	13	25	131	
Hodgson	43	9	13	22	25	
Peterson	69	7	15	22	77	
Butcher	70	5	15	20	207	
Lowry	70	8	10	18	176	
Richter	78	2	15	17	172	
Bruce	50	9	7	16	109	
Benning	TOR	5	0	0	4	
	VAN	54	2	11	13	40

Player	GP	G	A	PTS	PIM
Maxwell	30	1	7	8	28
Lanz	17	1	6	7	10
Crawford	21	0	3	3	67
Halward	10	0	3	3	34
Kulak	28	1	1	2	38
LeBlanc	2	1	0	1	0
Coxe	15	1	0	1	31
Young	8	0	1	1	0
Levie	9	0	1	1	13
Bartel	40	0	1	1	14
Gamble	1	0	0	0	0
Agnew	4	0	0	0	0
Hall	4	0	0	0	0
Cochrane	14	0	0	0	52
Caprice	25	0	0	0	9
Brodeur	53	0	0	0	2

Goaltender	GPI	MIN	GA	SO	AVG	W-L-T
Brodeur	53	2,972	178	1	3.59	20-25-5
Caprice	25	1,390	89	0	3.84	8-11-2
Gamble	1	60	4	0	4.00	0-1-0
Young	8	420	35	0	5.00	1-6-1

RESULTS

No	Date	Opponent	Score	Record
1	Oct. 11	St. Louis	4-3 W	1-0-0
2	Oct. 13	Quebec	1-7 L	1-1-0
3	Oct. 15	@ New Jersey	2-3 L	1-2-0
4	Oct. 16	@ Philadelphia	2-6 L	1-3-0
5	Oct. 18	@ Minnesota	1-4 L	1-4-0
6	Oct. 22	Boston	5-1 W	2-4-0
7	Oct. 24	Chicago	2-2 T	2-4-1
8	Oct. 26	@ Edmonton	2-3 L	2-5-1
9	Oct. 28	Washington	2-5 L	2-6-1
10	Oct. 31	Edmonton	2-6 L	2-7-1
11	Nov. 2	Montreal	3-5 L	2-8-1
12	Nov. 4	@ Pittsburgh	2-2 T	2-8-2
13	Nov. 5	@ Washington	2-3 L	2-9-2
14	Nov. 7	@ Buffalo	7-6 W	3-9-2
15	Nov. 8	@ Toronto	5-3 W	4-9-2
16	Nov. 11	@ Calgary	3-5 L	4-10-2
17	Nov. 12	Hartford	3-4 L	4-11-2
18	Nov. 14	Winnipeg	2-3 L	4-12-2
19	Nov. 18	Calgary	5-0 W	5-12-2
20	Nov. 21	NY Rangers	5-8 L	5-13-2
21	Nov. 22	@ Edmonton	2-5 L	5-14-2
22	Nov. 25	Los Angeles	11-5 W	6-14-2
23	Nov. 26	@ Los Angeles	5-3 W	7-14-2
24	Nov. 29	Winnipeg	3-6 L	7-15-2
25	Dec. 2	Chicago	2-4 L	7-16-2
26	Dec. 5	NY Islanders	3-4 L	7-17-2
27	Dec. 7	@ Winnipeg	3-1 W	8-17-2
28	Dec. 9	@ Philadelphia	3-6 L	8-18-2
29	Dec. 11	@ Boston	2-4 L	8-19-2
30	Dec. 13	@ Hartford	2-2 T	8-19-3
31	Dec. 14	@ Chicago	7-3 W	9-19-3
32	Dec. 17	Detroit	4-5 L	9-20-3
33	Dec. 19	@ Edmonton	2-4 L	9-21-3
34	Dec. 20	Calgary	3-5 L	9-22-3
35	Dec. 23	Los Angeles	6-4 W	10-22-3
36	Dec. 27	Philadelphia	4-2 W	11-22-3
37	Dec. 30	Edmonton	3-7 L	11-23-3
38	Jan. 2	Los Angeles	3-3 T	11-23-4
39	Jan. 4	@ Winnipeg	2-4 L	11-24-4
40	Jan. 6	@ Quebec	2-3 L	11-25-4

No	Date	Opponent	Score	Record
41	Jan. 7	@ Montreal	3-2 W	12-24-4
42	Jan. 10	@ New Jersey	2-2 T	12-25-5
43	Jan. 11	@ NY Rangers	3-8 L	12-26-5
44	Jan. 14	@ Los Angeles	0-4 L	12-27-5
45	Jan. 16	Calgary	9-5 W	13-27-5
46	Jan. 17	@ Calgary	4-3 W	14-27-5
47	Jan. 19	@ Winnipeg	4-5 L	14-28-5
48	Jan. 21	NY Rangers	5-3 W	15-28-5
49	Jan. 23	Pittsburgh	0-6 L	15-29-5
50	Jan. 27	Edmonton	4-4 T	15-29-6
51	Jan. 28	@ Edmonton	3-7 L	15-30-6
52	Jan. 30	New Jersey	3-4 L	15-31-6
53	Feb. 1	Minnesota	3-4 L	15-32-6
54	Feb. 3	@ Calgary	4-2 W	16-32-6
55	Feb. 4	NY Islanders	4-1 W	17-32-6
56	Feb. 6	St. Louis	2-2 T	17-32-7
57	Feb. 8	Calgary	2-3 L	17-33-7
58	Feb. 14	@ Pittsburgh	3-3 T	17-33-8
59	Feb. 17	@ St. Louis	4-3 W	18-33-8
60	Feb. 18	@ Minnesota	3-7 L	18-34-8
61	Feb. 20	Washington	3-6 L	18-35-8
62	Feb. 22	Toronto	3-2 W	19-35-8
63	Feb. 24	@ Calgary	0-2 L	19-36-8
64	Feb. 26	@ Detroit	4-5 L	19-37-8
65	Feb. 28	@ Toronto	6-8 L	19-38-8
66	Mar. 1	@ Buffalo	4-2 W	20-38-8
67	Mar. 4	Edmonton	5-8 L	20-39-8
68	Mar. 6	Montreal	4-1 W	21-39-8
69	Mar. 8	@ Los Angeles	2-5 L	21-40-8
70	Mar. 10	Detroit	7-4 W	22-40-8
71	Mar. 13	Buffalo	6-4 W	23-40-8
72	Mar. 17	Quebec	4-2 W	24-40-8
73	Mar. 20	Winnipeg	6-5 OTW	25-40-8
74	Mar. 22	@ Winnipeg	2-3 L	25-41-8
75	Mar. 26	@ NY Islanders	5-2 W	26-41-8
76	Mar. 28	@ Boston	1-2 L	26-42-8
77	Mar. 29	@ Hartford	4-7 L	26-43-8
78	Apr. 1	@ Los Angeles	8-3 W	27-43-8
79	Apr. 3	Winnipeg	6-4 W	28-43-8
80	Apr. 5	Los Angeles	5-2 W	29-43-8

CANUCKS

PLAYERS

IN THE SYSTEM

2015-16 REVIEW

OPPONENTS

HISTORY

ALL TIME RECORDS

PLAYOFFS

NHL

MEDIA SERVICES

1987.88 SEASON RECORD

SMYTHE DIVISION FINISH

5th (59 Points)

COACH

Bob McCammon

GM

Pat Quinn

CAPTAIN

Stan Smyl

SCORING

Player	GP	G	A	PTS	PIM	Player	GP	G	A	PTS	PIM
Tanti	73	40	37	77	90	Bradley	11	3	5	8	6
Adams	80	36	40	76	30	Richter	49	2	4	6	224
Pederson	76	19	52	71	92	Melnyk	14	0	1	1	34
Skriko	73	30	34	64	32	NYR VAN	49	2	3	5	73
Smyl	57	12	25	37	110	Summanen	9	2	3	5	2
Lidster	64	4	32	36	105	Berry	14	2	3	5	6
Benning	77	7	26	33	58	Lowry	22	1	3	4	38
Sandlak	49	16	15	31	81	Petit	10	0	3	3	35
Sutter	80	15	15	30	165	Woodley	5	2	0	2	17
Wickenheiser	80	7	19	26	36	Bakovic	10	2	0	2	48
Boyd	60	7	16	23	64	Lanthier	5	1	1	2	2
Butcher	80	6	17	23	285	Vilgrain	6	1	1	2	0
LeBlanc	41	12	10	22	18	McLean	41	0	2	2	8
Tambellini	41	11	10	21	8	Agnew	10	0	1	1	16
Saunders	56	7	13	20	10	Caprice	22	0	0	0	6
Coxe	64	5	12	17	186	MacDonald	1	0	0	0	0
Lawless	HFD 27	4	5	9	16	Murphy	5	0	0	0	2
	PHI 8	0	5	5	0	Rohlicek	7	0	0	0	4
	VAN 13	0	1	1	0	Stern	15	0	0	0	52
Huber	35	4	10	14	40	Weeks	9	0	0	0	0
Kidd	19	4	7	11	25						
Bruce	28	7	3	10	57						
Hodgson	8	3	7	10	57						
Stanley	57	2	7	9	151						

Goaltender	GPI	MIN	GA	SO	AVG	W-L-T
Weeks	9	550	31	0	3.38	4-3-2
McLean	41	2,380	147	1	3.71	11-27-3
Caprice	22	1,250	87	0	4.18	7-10-2
Brodeur	11	670	49	0	4.39	3-6-2

RESULTS

No	Date	Opponent	Score	Record	No	Date	Opponent	Score	Record
1	Oct. 8	St. Louis	8-2 W	1-0-0	41	Jan. 6	@ NY Rangers	2-4 L	12-23-6
2	Oct. 10	NY Islanders	1-7 L	1-1-0	42	Jan. 7	@ New Jersey	6-3 W	13-23-6
3	Oct. 12	Detroit	2-3 L	1-2-0	43	Jan. 9	@ Quebec	3-2 W	14-23-6
4	Oct. 18	@ Los Angeles	4-2 W	2-2-0	44	Jan. 12	Winnipeg	3-5 L	14-24-6
5	Oct. 21	Boston	4-5 L	2-3-0	45	Jan. 13	Winnipeg	8-2 W	15-24-6
6	Oct. 23	Edmonton	4-5 OT L	2-4-0	46	Jan. 15	Calgary	4-4 T	15-24-7
7	Oct. 24	@ Edmonton	5-9 L	2-5-0	47	Jan. 17	@ Winnipeg	6-5 W	16-24-7
8	Oct. 27	Washington	2-3 L	2-6-0	48	Jan. 19	@ Calgary	5-7 L	16-25-7
9	Oct. 30	Calgary	3-3 T	2-6-1	49	Jan. 22	NY Rangers	3-6 L	16-26-7
10	Nov. 1	@ Winnipeg	3-7 L	2-7-1	50	Jan. 24	@ Chicago	1-3 L	16-27-7
11	Nov. 3	@ Washington	1-3 L	2-8-1	51	Jan. 26	@ St. Louis	6-7 L	16-28-7
12	Nov. 5	@ Philadelphia	4-3 W	3-8-1	52	Jan. 29	Hartford	2-4 L	16-29-7
13	Nov. 7	@ Minnesota	4-1 W	4-8-1	53	Jan. 30	@ Calgary	3-4 L	16-30-7
14	Nov. 8	@ Winnipeg	1-3 L	4-9-1	54	Feb. 2	Los Angeles	5-2 W	17-30-7
15	Nov. 11	Buffalo	4-4 T	4-9-2	55	Feb. 3	@ Los Angeles	2-7 L	17-31-7
16	Nov. 13	Quebec	6-4 W	5-9-2	56	Feb. 5	New Jersey	5-1 W	18-31-7
17	Nov. 15	@ Calgary	4-8 L	5-10-2	57	Feb. 11	Edmonton	2-7 L	18-32-7
18	Nov. 17	Pittsburgh	6-4 W	6-10-2	58	Feb. 13	Boston	6-5 W	19-32-7
19	Nov. 19	@ Detroit	4-1 W	7-10-2	59	Feb. 14	@ Edmonton	6-7 L	19-33-7
20	Nov. 21	@ St. Louis	1-4 L	7-11-2	60	Feb. 17	Pittsburgh	5-0 W	20-33-7
21	Nov. 22	@ Chicago	2-3 L	7-12-2	61	Feb. 19	Toronto	0-5 L	20-34-7
22	Nov. 25	Calgary	2-4 L	7-13-2	62	Feb. 21	@ NY Rangers	6-4 W	21-34-7
23	Nov. 27	New Jersey	4-2 W	8-13-2	63	Feb. 23	@ NY Islanders	1-6 L	21-35-7
24	Dec. 1	@ Quebec	3-1 W	9-13-2	64	Feb. 24	@ Montreal	4-5 L	21-36-7
25	Dec. 2	@ Montreal	3-3 T	9-13-3	65	Feb. 26	Calgary	3-5 L	21-37-7
26	Dec. 5	@ Pittsburgh	3-6 L	9-14-3	66	Feb. 28	Los Angeles	0-2 L	21-38-7
27	Dec. 6	@ Buffalo	5-1 W	10-14-3	67	Mar. 1	Philadelphia	3-7 L	21-39-7
28	Dec. 8	Minnesota	2-3 L	10-15-3	68	Mar. 3	@ Winnipeg	3-4 L	21-40-7
29	Dec. 11	@ Edmonton	1-2 L	10-16-3	69	Mar. 6	@ Washington	2-7 L	21-41-7
30	Dec. 12	Edmonton	3-6 L	10-17-3	70	Mar. 8	@ NY Islanders	4-7 L	21-42-7
31	Dec. 15	@ Hartford	2-2 T	10-17-4	71	Mar. 10	@ Detroit	2-5 L	21-43-7
32	Dec. 17	@ Boston	2-3 OT L	10-18-4	72	Mar. 12	Edmonton	3-3 T	21-43-8
33	Dec. 20	Hartford	3-3 T	10-18-5	73	Mar. 13	Buffalo	1-7 L	21-44-8
34	Dec. 23	Los Angeles	5-1 W	11-18-5	74	Mar. 16	@ Los Angeles	3-3 T	21-44-9
35	Dec. 26	@ Los Angeles	2-3 L	11-19-5	75	Mar. 18	Los Angeles	5-3 W	22-44-9
36	Dec. 28	@ Edmonton	3-7 L	11-20-5	76	Mar. 22	Toronto	5-3 W	23-44-9
37	Dec. 29	Montreal	1-4 L	11-21-5	77	Mar. 25	Chicago	3-2 W	24-44-9
38	Dec. 31	Winnipeg	2-1 W	12-21-5	78	Mar. 26	@ Calgary	1-6 L	24-45-9
39	Jan. 2	Philadelphia	1-4 L	12-22-5	79	Mar. 29	Winnipeg	2-3 L	24-46-9
40	Jan. 4	@ Toronto	7-7 T	12-22-6	80	Apr. 1	Minnesota	6-1 W	25-46-9

CANUCKS

PLAYERS

IN THE SYSTEM

2015.18 REVIEW

OPPONENTS

HISTORY

ALL TIME RECORDS

PLAYOFFS

NHL

MEDIA SERVICES

1988.89 SEASON RECORD

SMYTHE DIVISION FINISH

4th (74 Points)

COACH

Bob McCammon

GM

Pat Quinn

CAPTAIN

Stan Smyl

SCORING

Player	GP	G	A	PTS	PIM	
Skriko	74	30	36	66	57	
Linden	80	30	29	59	41	
Reinhart	64	7	50	57	44	
Tanti	77	24	25	49	69	
Bradley	71	18	27	45	42	
Pederson	62	15	26	41	22	
Nordmark	80	6	35	41	97	
Sandlak	72	20	20	40	99	
Bozek	71	17	18	35	64	
Adams	61	19	14	33	24	
Sutter	75	17	15	32	122	
Smyl	75	7	18	25	102	
Lidster	63	5	17	22	78	
Butcher	78	0	20	20	227	
Hodgson	23	4	13	17	25	
Adams	EDM	49	4	5	9	82
	VAN	12	4	2	6	35
Bruce	53	7	7	14	65	
Melnyk	74	3	11	14	82	
Benning	65	3	9	12	48	
Smith	EDM	19	1	1	2	9
	VAN	10	3	4	7	4

Player	GP	G	A	PTS	PIM	
Snepsts	59	0	8	8	69	
Bridgman	15	4	3	7	10	
Charbonneau	MTL	9	1	3	4	6
	VAN	13	0	1	1	6
Stanley	20	3	1	4	14	
Guy	45	2	2	4	34	
Berry	13	2	1	3	5	
Stern	17	1	0	1	49	
Boyd	2	0	1	1	0	
Murphy	8	0	1	1	2	
McLean	42	0	1	1	6	
Kidd	1	0	0	0	0	
Mazur	1	0	0	0	0	
Rohlicek	2	0	0	0	4	
Hawkins	4	0	0	0	9	
Gamble	5	0	0	0	0	
Weeks	35	0	0	0	4	

Goaltender	GPI	MIN	GA	SO	AVG	W-L-T
Gamble	5	302	12	0	2.38	2-3-0
McLean	42	2,477	127	4	3.08	20-17-3
Weeks	35	2,058	102	0	3.08	11-19-5

RESULTS

No	Date	Opponent	Score	Record
1	Oct. 6	Winnipeg	2-2 T	0-0-1
2	Oct. 8	Detroit	3-3 T	0-0-2
3	Oct. 10	NY Islanders	2-3 L	0-1-2
4	Oct. 12	@ Edmonton	6-2 W	1-1-2
5	Oct. 14	@ Winnipeg	3-4 OT L	1-2-2
6	Oct. 16	@ NY Rangers	2-3 L	1-3-2
7	Oct. 18	@ NY Islanders	2-3 L	1-4-2
8	Oct. 19	@ New Jersey	4-0 W	2-4-2
9	Oct. 23	Edmonton	6-5 W	3-4-2
10	Oct. 25	Washington	3-4 OT L	3-5-2
11	Oct. 28	Chicago	5-2 W	4-5-2
12	Oct. 30	Calgary	2-1 W	5-5-2
13	Nov. 1	@ Pittsburgh	3-5 L	5-6-2
14	Nov. 3	@ Philadelphia	5-2 W	6-6-2
15	Nov. 5	@ Hartford	3-2 OT W	7-6-2
16	Nov. 6	@ Boston	2-4 L	7-7-2
17	Nov. 9	Hartford	1-1 T	7-7-3
18	Nov. 11	Montreal	1-3 L	7-8-3
19	Nov. 13	Pittsburgh	4-4 L	7-9-3
20	Nov. 15	@ Los Angeles	2-6 L	7-10-3
21	Nov. 17	@ Minnesota	6-7 L	7-11-3
22	Nov. 19	@ St. Louis	3-2 W	8-11-3
23	Nov. 20	@ Chicago	7-4 W	9-11-3
24	Nov. 22	Buffalo	4-2 W	10-11-3
25	Nov. 25	New Jersey	2-2 T	10-11-4
26	Nov. 27	Los Angeles	5-2 W	11-11-4
27	Nov. 29	@ Calgary	3-3 T	11-11-5
28	Nov. 30	@ Edmonton	2-4 L	11-12-5
29	Dec. 2	@ Winnipeg	3-6 L	11-13-5
30	Dec. 6	NY Rangers	3-5 L	11-14-5
31	Dec. 9	Quebec	2-4 L	11-15-5
32	Dec. 11	Winnipeg	8-6 W	12-15-5
33	Dec. 15	@ Calgary	0-2 L	12-16-5
34	Dec. 16	Calgary	3-5 L	12-17-5
35	Dec. 19	Minnesota	5-1 W	13-17-5
36	Dec. 21	@ Edmonton	2-1 W	14-17-5
37	Dec. 23	Los Angeles	2-5 L	14-18-5
38	Dec. 26	Calgary	2-3 OT L	14-19-5
39	Dec. 29	@ Los Angeles	6-3 W	15-19-5
40	Jan. 1	Montreal	0-4 L	15-20-5

No	Date	Opponent	Score	Record
41	Jan. 2	@ Winnipeg	2-4 L	15-21-5
42	Jan. 6	@ Detroit	2-2 T	15-21-6
43	Jan. 7	@ Pittsburgh	7-5 W	16-21-6
44	Jan. 9	@ Toronto	0-3 L	16-22-6
45	Jan. 13	Winnipeg	1-3 L	16-23-6
46	Jan. 15	St. Louis	2-1 W	17-23-6
47	Jan. 17	Philadelphia	5-3 W	18-23-6
48	Jan. 21	NY Rangers	4-5 OT L	18-24-6
49	Jan. 24	Chicago	2-4 L	18-25-6
50	Jan. 26	@ Los Angeles	6-2 W	19-25-6
51	Jan. 29	Calgary	4-4 T	19-25-7
52	Jan. 31	Edmonton	6-2 W	20-25-7
53	Feb. 1	@ Edmonton	3-4 L	20-26-7
54	Feb. 4	@ Calgary	2-5 L	20-27-7
55	Feb. 5	@ Calgary	4-5 L	20-28-7
56	Feb. 9	@ Minnesota	2-3 L	20-29-7
57	Feb. 10	@ Buffalo	5-4 W	21-29-7
58	Feb. 12	@ Philadelphia	3-2 W	22-29-7
59	Feb. 14	Boston	5-2 W	23-29-7
60	Feb. 16	Quebec	3-2 W	24-29-7
61	Feb. 19	Washington	3-2 W	25-29-7
62	Feb. 21	St. Louis	2-0 W	26-29-7
63	Feb. 23	Toronto	2-1 OT W	27-29-7
64	Feb. 26	@ Montreal	2-5 L	27-30-7
65	Feb. 28	@ Quebec	3-2 W	28-30-7
66	Mar. 2	@ Hartford	1-1 L	28-31-7
67	Mar. 4	@ Boston	4-6 L	28-32-7
68	Mar. 5	@ Washington	0-3 L	28-33-7
69	Mar. 8	Winnipeg	3-0 W	29-33-7
70	Mar. 10	Los Angeles	4-2 W	30-33-7
71	Mar. 14	Detroit	2-2 T	30-33-8
72	Mar. 16	Edmonton	3-0 W	31-33-8
73	Mar. 18	NY Islanders	2-1 W	32-33-8
74	Mar. 20	@ New Jersey	1-1 L	32-34-8
75	Mar. 22	@ Toronto	3-5 L	32-35-8
76	Mar. 24	@ Buffalo	2-5 L	32-36-8
77	Mar. 26	@ Winnipeg	7-3 W	33-36-8
78	Mar. 29	Edmonton	2-5 L	33-37-8
79	Apr. 1	@ Los Angeles	4-6 L	33-38-8
80	Apr. 2	Los Angeles	4-5 L	33-39-8

CANUCKS

PLAYERS

IN THE SYSTEM

2015.16 REVIEW

OPPONENTS

HISTORY

ALL TIME RECORDS

PLAYOFFS

NHL

MEDIA SERVICES

1989.90 SEASON RECORD

SMYTHE DIVISION FINISH

5th (64 Points)

COACH

Bob McCammon

GM

Pat Quinn

CAPTAIN

Stan Smyl

SCORING

Player	GP	G	A	PTS	PIM	Player	GP	G	A	PTS	PIM	
Quinn	PIT 41	9	20	29	22	Penderson	16	2	7	9	10	
	VAN 37	16	18	34	27	Capuano	PIT 6	0	0	0	2	
Reinhart	67	17	40	57	30		VAN 27	3	5	8	10	
Linden	73	21	30	51	43	Smith	30	3	4	7	72	
Adams	65	30	20	50	18	Guy	30	2	5	7	32	
Bradley	67	19	29	48	65	Plavsic	STL 4	0	1	1	2	
Skriko	77	15	33	48	36		VAN 11	3	2	5	8	
Larionov	74	17	27	44	20	Stern	34	2	3	5	208	
Lidster	80	8	28	36	36	Snepsts	39	1	3	4	26	
Krutov	61	11	23	34	20	Coxe	25	1	4	5	66	
Tanti	41	14	18	32	50	McLean	63	0	3	3	6	
Lumme	MTL 54	1	19	20	41	Buskas	17	0	3	3	36	
	VAN 11	3	7	10	8	Murphy	12	1	1	2	0	
Sandlak	70	15	8	23	104	Stanley	23	1	1	2	27	
Bozek	58	14	9	23	32	Melnyk	67	0	2	2	91	
McBain	PIT 41	5	9	14	51	Lenardon	8	1	0	1	4	
	VAN 26	4	5	9	22	Hawkins	4	0	0	0	6	
	67	9	14	23	73	Mazur	5	0	0	0	4	
Butcher	80	6	14	20	205	Agnew	7	0	0	0	36	
Sutter	62	9	9	18	133	Weeks	21	0	0	0	0	
Smyl	47	1	15	16	71							
Nordmark	44	2	11	13	34	Goaltender GPI	MIN	GA	SO	AVG	W-L-T	
Benning	45	3	9	12	26	McLean	63	3,739	216	0	3.47	21-30-10
						Weeks	21	1,142	79	0	4.15	4-11-4

RESULTS

No	Date	Opponent	Score	Record	No	Date	Opponent	Score	Record
1	Oct. 5	Edmonton	1-4 L	0-1-0	41	Jan. 4	@ Pittsburgh	3-4 L	12-21-8
2	Oct. 7	Detroit	2-3 W	1-1-0	42	Jan. 5	@ Washington	5-2 W	13-21-8
3	Oct. 9	NY Islanders	2-5 L	1-2-0	43	Jan. 7	@ Montreal	3-5 L	13-22-8
4	Oct. 11	@ Edmonton	5-2 W	2-2-0	44	Jan. 10	Hartford	1-3 L	13-23-8
5	Oct. 13	Los Angeles	5-6 L	2-3-0	45	Jan. 12	St. Louis	2-5 L	13-24-8
6	Oct. 15	Boston	7-6 W	3-3-0	46	Jan. 13	Buffalo	3-5 L	13-25-8
7	Oct. 18	@ Toronto	3-4 L	3-4-0	47	Jan. 16	@ NY Islanders	0-3 L	13-26-8
8	Oct. 20	@ New Jersey	3-2 W	4-4-0	48	Jan. 18	@ Philadelphia	3-2 OT W	14-26-8
9	Oct. 21	@ NY Islanders	2-1 W	5-4-0	49	Jan. 19	@ Chicago	2-5 L	14-27-8
10	Oct. 23	@ NY Rangers	3-5 L	5-5-0	50	Jan. 23	Los Angeles	3-3 T	14-27-9
11	Oct. 27	@ Calgary	5-5 T	5-5-1	51	Jan. 26	Minnesota	3-6 L	14-28-9
12	Oct. 28	Calgary	4-3 W	6-5-1	52	Jan. 27	@ Edmonton	2-6 L	14-29-9
13	Oct. 31	New Jersey	4-3 W	7-5-1	53	Jan. 30	Calgary	2-7 L	14-30-9
14	Nov. 3	Winnipeg	2-3 L	7-6-1	54	Feb. 1	@ Calgary	3-4 OT L	14-31-9
15	Nov. 5	Pittsburgh	5-3 W	8-6-1	55	Feb. 2	@ Winnipeg	1-8 L	14-32-9
16	Nov. 8	@ Winnipeg	2-3 OT L	8-7-1	56	Feb. 4	New Jersey	4-2 W	15-32-9
17	Nov. 10	@ Buffalo	2-4 L	8-8-1	57	Feb. 6	Winnipeg	5-3 W	16-32-9
18	Nov. 11	@ Quebec	2-3 L	8-9-1	58	Feb. 9	@ Hartford	4-1 W	17-32-9
19	Nov. 14	Washington	4-4 T	8-9-2	59	Feb. 11	@ Boston	4-2 W	18-32-9
20	Nov. 16	Chicago	4-3 W	9-9-2	60	Feb. 13	@ Quebec	3-5 L	18-33-9
21	Nov. 19	Buffalo	2-2 T	9-9-3	61	Feb. 14	@ Montreal	1-10 L	18-34-9
22	Nov. 21	@ Edmonton	3-4 L	9-10-3	62	Feb. 16	Edmonton	2-2 T	18-34-10
23	Nov. 25	@ Los Angeles	4-7 L	9-11-3	63	Feb. 18	Boston	2-7 L	18-35-10
24	Nov. 26	Los Angeles	3-3 T	9-11-4	64	Feb. 20	Edmonton	2-4 L	18-36-10
25	Nov. 29	Toronto	2-3 OT L	9-12-4	65	Feb. 24	@ Los Angeles	6-4 W	19-36-10
26	Dec. 1	NY Rangers	3-4 L	9-13-4	66	Feb. 26	Toronto	5-2 W	20-36-10
27	Dec. 3	Minnesota	6-5 W	10-13-4	67	Feb. 28	Philadelphia	7-7 T	20-36-11
28	Dec. 6	@ Los Angeles	4-5 OT L	10-14-4	68	Mar. 3	@ Calgary	1-5 L	20-37-11
29	Dec. 9	@ St. Louis	4-6 L	10-15-4	69	Mar. 4	@ Edmonton	3-6 L	20-38-11
30	Dec. 10	@ Chicago	1-7 L	10-16-4	70	Mar. 9	Calgary	4-4 T	20-38-12
31	Dec. 12	@ Minnesota	4-2 W	11-16-4	71	Mar. 11	Pittsburgh	5-3 W	21-38-12
32	Dec. 13	@ Winnipeg	3-3 T	11-16-5	72	Mar. 13	Hartford	0-1 L	21-39-12
33	Dec. 15	Winnipeg	3-3 T	11-16-6	73	Mar. 15	@ St. Louis	6-5 OT W	22-39-12
34	Dec. 17	Quebec	2-2 T	11-16-7	74	Mar. 17	@ Washington	3-1 W	23-39-12
35	Dec. 19	Calgary	1-2 L	11-17-7	75	Mar. 18	@ NY Rangers	2-5 L	23-40-12
36	Dec. 20	@ Calgary	1-2 OT L	11-18-7	76	Mar. 20	@ Detroit	4-4 T	23-40-13
37	Dec. 23	@ Los Angeles	1-4 L	11-19-7	77	Mar. 23	@ Winnipeg	4-2 W	24-40-13
38	Dec. 27	Montreal	2-1 W	12-19-7	78	Mar. 25	Winnipeg	3-3 T	24-40-14
39	Dec. 31	Philadelphia	2-2 T	12-19-8	79	Mar. 27	Edmonton	1-4 L	24-41-14
40	Jan. 2	@ Detroit	1-4 L	12-20-8	80	Mar. 31	Los Angeles	6-3 W	25-41-14

CANUCKS

PLAYERS

IN THE SYSTEM

2015:18 REVIEW

OPPONENTS

HISTORY

ALL TIME RECORDS

PLAYOFFS

NHL

MEDIA SERVICES

1990-91 SEASON RECORD

SMYTHE DIVISION FINISH

4th (65 Points)

COACH

Bob McCammon, Pat Quinn

GM

Pat Quinn

CAPTAIN

Dan Quinn, Doug Lidster,
Trevor Linden

SCORING

Player	GP	G	A	PTS	PIM
Linden	80	33	37	70	65
Courtman	STL 66	27	30	57	56
	VAN 11	6	2	8	8
Quinn	64	18	31	49	46
Adams	55	21	24	45	10
Ronning	STL 48	14	18	32	10
	VAN 11	6	6	12	0
D. Capuano	61	13	31	44	42
Lidster	78	6	32	38	77
Momesso	STL 59	10	18	28	131
	VAN 11	6	2	8	43
Larionov	64	13	21	34	14
Botek	62	15	17	32	22
Kron	76	12	20	32	21
Lumme	80	5	27	32	59
Bradley	44	11	20	31	42
Kurvers	TOR 19	0	3	3	8
	VAN 32	4	23	27	20
Valk	59	10	11	21	67
Butcher	69	6	12	18	257
Mazur	36	11	7	18	14
Nedved	61	10	6	16	20
Smyl	45	2	12	14	87
Sandlak	59	7	6	13	125
Diduck	MTL 32	1	2	3	39
	VAN 31	3	7	10	66
Plavick	48	2	10	12	62
Skriko	20	4	4	8	8

Player	GP	G	A	PTS	PIM
Odjick	45	7	1	8	296
Nordmark	45	2	6	8	63
Guy	39	1	6	7	39
Murphy	42	5	1	6	90
Dirk	STL 41	1	3	4	100
	VAN 11	1	0	1	20
McBain	13	0	5	5	32
Stern	31	2	3	5	171
Murzyn	CGY 19	0	2	2	30
	VAN 10	1	0	1	8
Gibson	14	0	3	3	20
Gamble	47	0	1	1	14
Agnew	20	0	0	0	81
Brown	1	0	0	0	7
Coxe	7	0	0	0	27
McKichan	1	0	0	0	0
Weeks	1	0	0	0	0
Antoski	2	0	0	0	20
J. Capuano	3	0	0	0	0
Mason	6	0	0	0	0
McLean	41	0	0	0	4

Goaltender	GPI	MIN	GA	SO	AVG	W-L-T
Gamble	47	2,433	140	1	3.45	16-16-6
McLean	41	1,969	131	0	3.99	10-22-3
Mason	6	353	29	0	4.93	2-4-0
McKichan	1	20	2	0	6.00	0-0-0
Weeks	1	59	6	0	6.10	0-1-0

RESULTS

No	Date	Opponent	Score	Record
1	Oct. 4	@ Calgary	2-3 OT L	0-1-0
2	Oct. 6	@ Los Angeles	6-3 W	1-1-0
3	Oct. 9	Los Angeles	2-6 L	1-2-0
4	Oct. 12	St. Louis	4-0 W	2-2-0
5	Oct. 14	Edmonton	5-4 OT W	3-2-0
6	Oct. 17	Boston	3-1 W	4-2-0
7	Oct. 19	@ Winnipeg	5-7 L	4-3-0
8	Oct. 21	@ Quebec	3-2 W	5-3-0
9	Oct. 23	@ Detroit	0-6 L	5-4-0
10	Oct. 25	@ Boston	2-4 L	5-5-0
11	Oct. 27	@ Hartford	4-2 W	6-5-0
12	Oct. 30	Washington	1-2 L	6-6-0
13	Nov. 1	New Jersey	2-1 W	7-6-0
14	Nov. 3	Winnipeg	3-5 L	7-7-0
15	Nov. 6	Detroit	6-3 W	8-7-0
16	Nov. 8	@ Toronto	5-3 W	9-7-0
17	Nov. 9	@ Buffalo	1-7 L	9-8-0
18	Nov. 11	@ Philadelphia	0-2 L	9-9-0
19	Nov. 14	@ Edmonton	3-5 L	9-10-0
20	Nov. 16	NY Islanders	3-2 W	10-10-0
21	Nov. 19	Calgary	4-6 L	10-11-0
22	Nov. 21	Chicago	4-1 W	11-11-0
23	Nov. 23	@ Minnesota	4-6 L	11-12-0
24	Nov. 24	@ St. Louis	3-3 T	11-12-1
25	Nov. 27	Minnesota	1-1 T	11-12-2
26	Nov. 29	Toronto	2-1 W	12-12-2
27	Dec. 2	@ Winnipeg	5-1 W	13-12-2
28	Dec. 4	@ NY Islanders	4-2 W	14-12-2
29	Dec. 5	@ New Jersey	4-9 L	14-13-2
30	Dec. 7	@ Pittsburgh	2-2 T	14-13-3
31	Dec. 10	Quebec	2-3 OT L	14-14-3
32	Dec. 12	@ Edmonton	4-5 L	14-15-3
33	Dec. 14	NY Rangers	3-5 L	14-16-3
34	Dec. 16	Calgary	2-5 L	14-17-3
35	Dec. 18	@ Calgary	3-2 W	15-17-3
36	Dec. 20	Edmonton	7-4 W	16-17-3
37	Dec. 22	Los Angeles	4-3 W	17-17-3
38	Dec. 23	@ Edmonton	3-4 L	17-18-3
39	Dec. 27	Montreal	5-7 L	17-19-3
40	Dec. 28	Edmonton	2-5 L	17-20-3

No	Date	Opponent	Score	Record
41	Dec. 31	@ Winnipeg	1-2 L	17-21-3
42	Jan. 2	@ Hartford	2-5 L	17-22-3
43	Jan. 3	@ Boston	3-8 L	17-23-3
44	Jan. 5	@ Minnesota	6-5 W	18-23-3
45	Jan. 8	Buffalo	3-3 T	18-23-4
46	Jan. 10	Hartford	4-5 L	18-24-4
47	Jan. 12	@ Los Angeles	2-6 L	18-25-4
48	Jan. 16	Winnipeg	1-2 L	18-26-4
49	Jan. 23	Edmonton	6-5 W	19-26-4
50	Jan. 25	Los Angeles	1-5 L	19-27-4
51	Jan. 26	@ Los Angeles	4-5 L	19-28-4
52	Jan. 28	Chicago	0-1 L	19-29-4
53	Jan. 30	@ Edmonton	4-9 L	19-30-4
54	Jan. 31	NY Rangers	3-3 T	19-30-5
55	Feb. 2	@ Los Angeles	1-9 L	19-31-5
56	Feb. 5	@ Washington	3-5 L	19-32-5
57	Feb. 7	@ Philadelphia	2-1 W	20-32-5
58	Feb. 8	@ NY Rangers	1-8 L	20-33-5
59	Feb. 10	@ New Jersey	0-2 L	20-34-5
60	Feb. 14	St. Louis	2-3 L	20-35-5
61	Feb. 16	Washington	4-2 W	21-35-5
62	Feb. 18	Quebec	3-3 T	21-35-6
63	Feb. 20	@ Winnipeg	5-5 T	21-35-7
64	Feb. 21	@ Calgary	4-6 L	21-36-7
65	Feb. 23	Detroit	5-2 W	22-36-7
66	Feb. 25	Calgary	4-2 W	23-36-7
67	Feb. 27	Pittsburgh	4-3 W	24-36-7
68	Mar. 1	Montreal	1-7 L	24-37-7
69	Mar. 3	@ Chicago	0-8 L	24-38-7
70	Mar. 5	@ Pittsburgh	1-4 L	24-39-7
71	Mar. 7	@ Toronto	3-3 T	24-39-8
72	Mar. 9	@ Montreal	2-4 L	24-40-8
73	Mar. 10	@ Buffalo	7-5 W	25-40-8
74	Mar. 13	Philadelphia	4-5 OT L	25-41-8
75	Mar. 16	NY Islanders	4-4 T	25-41-9
76	Mar. 17	Los Angeles	5-4 OT W	26-41-9
77	Mar. 20	Calgary	2-3 L	26-42-9
78	Mar. 22	Winnipeg	3-1 W	27-42-9
79	Mar. 26	@ Calgary	2-7 L	27-43-9
80	Mar. 28	Winnipeg	3-2 OT W	28-43-9

1991.92 SEASON RECORD

SMYTHE DIVISION FINISH

1st (96 Points)

COACH

Pat Quinn

GM

Pat Quinn

CAPTAIN

Trevor Linden

SCORING

Player	GP	G	A	PTS	PIM	Player	GP	G	A	PTS	PIM	
Linden	80	31	44	75	101	Murzyn	70	3	11	14	147	
Ronning	80	24	47	71	42	Odjick	65	4	6	10	348	
Larionov	72	21	44	65	54	Plavsic	16	1	9	10	14	
Bure	65	34	26	60	30	Dirk	72	2	7	9	126	
Adams	76	30	27	57	8	Gregg	21	1	4	5	24	
Courtnall	70	23	34	57	116	Kron	36	2	2	4	2	
Lumme	75	12	32	44	65	McLean	65	0	4	4	0	
Momesso	58	20	23	43	198	McBain	6	1	0	1	0	
Sandlak	66	16	24	40	176	Murphy	6	0	1	1	6	
Fergus	TOR 11	1	3	4	4	Bawa	2	0	0	0	0	
	VAN 44	14	20	34	17	Antoski	4	0	0	0	29	
Nedved	77	15	22	37	36	Mazur	5	0	0	0	2	
Lidster	66	6	23	29	39	Gamble	19	0	0	0	8	
Babych	75	5	24	29	63	Agnew	24	0	0	0	56	
Diduck	77	6	21	27	229							
Valk	65	8	17	25	56	Goaltender	GPI	MIN	GA	SO	AVG	W-L-T
Walter	67	6	11	17	49	McLean	65	3,852	176	5	2.74	38-17-9
						Gamble	19	1,009	73	0	4.34	4-9-3

RESULTS

No	Date	Opponent	Score	Record	No	Date	Opponent	Score	Record
1	Oct. 4	San Jose	4-3 W	1-0-0	41	Jan. 4	@ Minnesota	3-4 L	22-12-7
2	Oct. 5	@ San Jose	5-2 W	2-0-0	42	Jan. 7	San Jose	4-1 W	23-12-7
3	Oct. 8	@ Winnipeg	3-2 OT W	3-0-0	43	Jan. 12	Pittsburgh	3-4 L	23-13-7
4	Oct. 10	@ Chicago	6-7 L	3-1-0	44	Jan. 14	@ Winnipeg	4-2 W	24-13-7
5	Oct. 12	@ Toronto	2-1 W	4-1-0	45	Jan. 15	@ Edmonton	5-3 W	25-13-7
6	Oct. 13	@ Buffalo	3-1 W	5-1-0	46	Jan. 21	@ Quebec	5-3 W	26-13-7
7	Oct. 17	Boston	3-3 T	5-1-1	47	Jan. 23	@ Detroit	3-1 W	27-13-7
8	Oct. 19	Calgary	5-2 W	6-1-1	48	Jan. 25	@ St. Louis	1-0 OT W	28-13-7
9	Oct. 21	Toronto	4-1 W	7-1-1	49	Jan. 28	Edmonton	3-5 L	28-14-7
10	Oct. 24	Washington	3-1 W	8-1-1	50	Jan. 30	Chicago	4-1 W	29-14-7
11	Oct. 26	@ Edmonton	4-5 L	8-2-1	51	Feb. 1	Hartford	4-4 T	29-14-8
12	Oct. 27	Edmonton	3-6 L	8-3-1	52	Feb. 4	Montreal	5-3 W	30-14-8
13	Oct. 29	New Jersey	4-3 W	9-3-1	53	Feb. 6	NY Islanders	4-5 OT L	30-15-8
14	Nov. 1	St. Louis	2-3 L	9-4-1	54	Feb. 10	@ Montreal	3-8 L	30-16-8
15	Nov. 3	Edmonton	7-2 W	10-4-1	55	Feb. 12	@ NY Rangers	2-5 L	30-17-8
16	Nov. 5	Winnipeg	2-2 T	10-4-2	56	Feb. 13	@ New Jersey	3-5 L	30-18-8
17	Nov. 7	@ Los Angeles	4-3 W	11-4-2	57	Feb. 15	@ NY Islanders	1-3 L	30-19-8
18	Nov. 10	NY Islanders	6-0 W	12-4-2	58	Feb. 17	@ NY Rangers	3-3 T	30-19-9
19	Nov. 12	Los Angeles	8-2 W	13-4-2	59	Feb. 19	Buffalo	6-5 W	31-19-9
20	Nov. 14	@ Calgary	2-2 T	13-4-3	60	Feb. 21	@ San Jose	5-3 W	32-19-9
21	Nov. 16	San Jose	1-0 W	14-4-3	61	Feb. 23	Boston	2-1 OT W	33-19-9
22	Nov. 19	NY Rangers	3-4 L	14-5-3	62	Feb. 25	Los Angeles	3-4 L	33-20-9
23	Nov. 21	@ Calgary	2-3 L	14-6-3	63	Feb. 28	Winnipeg	5-3 W	34-20-9
24	Nov. 22	Calgary	6-5 OT W	15-6-3	64	Mar. 1	Calgary	11-0 W	35-20-9
25	Nov. 26	@ San Jose	1-4 L	15-7-3	65	Mar. 2	St. Louis	3-5 L	35-21-9
26	Nov. 29	Chicago	5-2 W	16-7-3	66	Mar. 5	@ Boston	2-2 T	35-21-10
27	Dec. 1	@ Edmonton	0-7 L	16-8-3	67	Mar. 7	@ Hartford	5-1 W	36-21-10
28	Dec. 3	@ Quebec	0-3 L	16-9-3	68	Mar. 8	@ Philadelphia	7-3 W	37-21-10
29	Dec. 4	@ Montreal	3-0 W	17-9-3	69	Mar. 12	New Jersey	2-1 W	38-21-10
30	Dec. 7	@ Toronto	3-6 L	17-10-3	70	Mar. 14	@ Calgary	6-4 W	39-21-10
31	Dec. 10	Edmonton	4-7 L	17-11-3	71	Mar. 18	Hartford	3-2 W	40-21-10
32	Dec. 12	Minnesota	7-5 W	18-11-3	72	Mar. 20	Winnipeg	2-2 T	40-21-11
33	Dec. 14	@ Los Angeles	4-4 T	18-11-4	73	Mar. 22	@ Winnipeg	1-5 L	40-22-11
34	Dec. 17	Detroit	2-1 W	19-11-4	74	Mar. 24	@ Minnesota	4-2 W	41-22-11
35	Dec. 19	Winnipeg	3-1 W	20-11-4	75	Mar. 26	@ Pittsburgh	3-7 L	41-23-11
36	Dec. 22	Quebec	6-6 T	20-11-5	76	Mar. 28	@ Detroit	1-3 L	41-24-11
37	Dec. 27	Philadelphia	1-1 T	20-11-6	77	Mar. 29	@ Washington	4-7 L	41-25-11
38	Dec. 28	@ San Jose	3-2 W	21-11-6	78	Apr. 12	Los Angeles	1-6 L	41-26-11
39	Dec. 31	@ Los Angeles	5-3 W	22-11-6	79	Apr. 14	@ Los Angeles	3-2 W	42-26-11
40	Jan. 3	@ Washington	3-3 T	22-11-7	80	Apr. 16	Calgary	4-4 T	42-26-12

CANUCKS

PLAYERS

IN THE SYSTEM

2015-18 REVIEW

OPPONENTS

HISTORY

ALL TIME RECORDS

PLAYOFFS

NHL

MEDIA SERVICES

1992.93 SEASON RECORD

SMYTHE DIVISION FINISH

1st (101 Points)

COACH

Pat Quinn

GM

Pat Quinn

CAPTAIN

Trevor Linden

SCORING

Player	GP	G	A	PTS	PIM
Bure	83	60	50	110	69
Ronning	79	29	56	85	30
Courtnall	84	31	46	77	167
Craven	HFD 67	25	42	67	20
	VAN 10	0	10	10	12
Linden	84	33	39	72	64
Nedved	84	38	33	71	96
Adams	53	25	31	56	14
Ward	70	22	30	52	82
Semenov	TB 13	2	3	5	4
	VAN 62	10	34	44	28
Lumme	74	8	36	44	55
Momesso	84	18	20	38	200
Sandlak	59	10	18	28	122
Plavsic	57	6	21	27	53
Slegre	41	4	22	26	109
Lidster	71	6	19	25	36
Diduck	80	6	14	20	171

Player	GP	G	A	PTS	PIM
Babych	43	3	16	19	44
Odjick	75	4	13	17	370
Murzyn	79	5	11	16	196
Fergus	36	5	9	14	20
Valk	48	6	7	13	77
Hunter	QUE 48	5	3	8	94
	VAN 26	0	4	4	99
Dirk	69	4	8	12	150
Walter	25	3	0	3	10
Whitmore	31	0	3	3	2
Morin	1	0	1	1	0
Ratushny	1	0	1	1	2
McLean	54	0	1	1	16
Antoski	2	0	0	0	0

Goaltender	GPI	MIN	GA	SO	AVG	W-L-T
Whitmore	31	1,817	94	1	3.10	18-8-4
McLean	54	3,261	184	3	3.39	28-21-5

RESULTS

No	Date	Opponent	Score	Record
1	Oct. 6	@ Edmonton	5-4 W	1-0-0
2	Oct. 10	Edmonton	5-2 W	2-0-0
3	Oct. 12	Winnipeg	8-1 W	3-0-0
4	Oct. 16	@ Winnipeg	6-2 W	4-0-0
5	Oct. 18	@ Chicago	1-3 L	4-1-0
6	Oct. 20	@ Pittsburgh	1-5 L	4-2-0
7	Oct. 22	@ Philadelphia	4-4 T	4-2-1
8	Oct. 25	Boston	3-5 L	4-3-1
9	Oct. 28	Washington	4-3 W	5-3-1
10	Oct. 30	Minnesota	2-3 L	5-4-1
11	Nov. 1	@ Calgary	3-5 L	5-5-1
12	Nov. 4	Calgary	5-5 T	5-5-2
13	Nov. 6	Ottawa	4-1 W	6-5-2
14	Nov. 8	Winnipeg	6-1 W	7-5-2
15	Nov. 10	San Jose	6-2 W	8-5-2
16	Nov. 12	@ Los Angeles	4-7 L	8-6-2
17	Nov. 14	@ San Jose	5-2 W	9-6-2
18	Nov. 16	Los Angeles	6-3 W	10-6-2
19	Nov. 18	@ Edmonton	2-4 L	10-7-2
20	Nov. 19	@ Calgary	3-4 L	10-8-2
21	Nov. 21	Edmonton	9-0 W	11-8-2
22	Nov. 23	Chicago	5-2 W	12-8-2
23	Nov. 25	@ Minnesota	4-2 W	13-8-2
24	Nov. 26	@ St. Louis	5-7 L	13-9-2
25	Nov. 28	@ Montreal	6-5 W	14-9-2
26	Dec. 3	Edmonton	4-1 W	15-9-2
27	Dec. 7	St. Louis	4-3 W	16-9-2
28	Dec. 9	San Jose	8-3 W	17-9-2
29	Dec. 13	Quebec	3-3 T	17-9-3
30	Dec. 16	@ Edmonton	2-4 L	17-10-3
31	Dec. 18	San Jose	8-1 W	18-10-3
32	Dec. 19	@ San Jose	6-3 W	19-10-3
33	Dec. 22	@ Los Angeles	6-2 W	20-10-3
34	Dec. 27	Montreal	5-2 W	21-10-3
35	Dec. 29	San Jose	7-5 W	22-10-3
36	Dec. 31	Los Angeles	4-0 W	23-10-3
37	Jan. 2	@ San Jose	2-2 T	23-10-4
38	Jan. 4	Tampa Bay	7-0 W	24-10-4
39	Jan. 6	@ Toronto	5-2 W	25-10-4
40	Jan. 8	@ Detroit	3-6 L	25-11-4
41	Jan. 9	@ NY Islanders	5-4 W	26-11-4
42	Jan. 11	@ NY Rangers	3-3 T	26-11-5

No	Date	Opponent	Score	Record
43	Jan. 12	@ New Jersey	2-3 L	26-12-5
44	Jan. 15	Buffalo	4-1 W	27-12-5
45	Jan. 16	Hartford	8-3 W	28-12-5
46	Jan. 19	Pittsburgh	2-5 L	28-13-5
47	Jan. 21	@ Los Angeles	5-4 W	29-13-5
48	Jan. 23	@ Minnesota	3-3 T	29-13-6
49	Jan. 24	@ Chicago	2-6 L	29-14-6
50	Jan. 27	Chicago	4-4 T	29-14-7
51	Jan. 30	Detroit	4-4 T	29-14-8
52	Feb. 1	Minnesota	4-5 L	29-15-8
53	Feb. 3	Tampa Bay	4-2 W	30-15-8
54	Feb. 9	@ Quebec	5-1 W	31-15-8
55	Feb. 11	@ Toronto	2-5 L	31-16-8
56	Feb. 12	@ Buffalo	3-1 W	32-16-8
57	Feb. 15	@ Los Angeles	0-3 L	32-17-8
58	Feb. 18	Philadelphia	2-3 L	32-18-8
59	Feb. 20	Winnipeg	4-2 W	33-18-8
60	Feb. 22	Toronto	1-8 L	33-19-8
61	Feb. 24	NY Rangers	5-4 W	34-19-8
62	Feb. 26	@ Winnipeg	7-4 W	35-19-8
63	Mar. 1	@ Buffalo	5-2 W	36-19-8
64	Mar. 2	@ Washington	3-3 T	36-19-9
65	Mar. 4	@ Boston	3-4 L	36-20-9
66	Mar. 6	@ Hartford	1-5 L	36-21-9
67	Mar. 9	New Jersey	7-2 W	37-21-9
68	Mar. 11	Minnesota	3-4 L	37-22-9
69	Mar. 12	@ Winnipeg	3-2 W	38-22-9
70	Mar. 14	@ Calgary	2-3 L	38-23-9
71	Mar. 18	Winnipeg	2-5 L	38-24-9
72	Mar. 20	NY Islanders	2-7 L	38-25-9
73	Mar. 22	St. Louis	1-3 L	38-26-9
74	Mar. 24	Los Angeles	6-2 W	39-26-9
75	Mar. 26	Calgary	1-3 L	39-27-9
76	Mar. 30	@ St. Louis	6-3 W	40-27-9
77	Apr. 1	@ Tampa Bay	5-3 W	41-27-9
78	Apr. 3	@ Detroit	1-5 L	41-28-9
79	Apr. 4	@ Ottawa	3-0 W	42-28-9
80	Apr. 7	Edmonton	5-4 OT W	43-28-9
81	Apr. 9	@ Calgary	1-8 L	43-29-9
82	Apr. 11	Calgary	6-3 W	44-29-9
83	Apr. 13	Los Angeles	7-4 W	45-29-9
84	Apr. 15	@ Los Angeles	8-6 W	46-29-9

CANUCKS

PLAYERS

IN THE SYSTEM

2015.16 REVIEW

OPPONENTS

HISTORY

ALL TIME RECORDS

PLAYOFFS

NHL

MEDIA SERVICES

1993.94 SEASON RECORD

PACIFIC DIVISION FINISH

2nd (85 Points)

COACH

Pat Quinn

GM

Pat Quinn

CAPTAIN

Trevor Linden

SCORING

Player	GP	G	A	PTS	PIM
Bure	76	60	47	107	86
G. Courtnall	82	26	44	70	123
Ronning	76	25	43	68	42
Brown	STL 63	13	47	60	46
	VAN 11	1	5	6	10
Linden	84	32	29	61	73
Craven	78	15	40	55	30
Lumme	83	13	42	55	50
Slego	78	5	33	38	86
Adams	68	13	24	37	20
Babych	73	4	28	32	52
Odjick	76	16	13	29	271
Gelinas	QUE 31	6	6	12	8
	VAN 33	8	8	16	26
Carson	LA 25	4	7	11	2
	VAN 34	7	10	17	22
Momesso	68	14	13	27	149
Murzyn	80	6	14	20	109
Glynn	OTT 48	2	13	15	53
	VAN 16	0	0	0	12
Charbonneau	30	7	7	14	49

Player	GP	G	A	PTS	PIM
Hedican	STL 38	2	3	5	14
	VAN 8	0	1	1	0
Diduck	55	1	10	11	72
Plavsic	47	1	9	10	6
McIntyre	62	3	6	9	38
Lafayette	STL 38	2	3	5	14
	VAN 11	1	1	2	4
Hunter	56	3	4	7	171
Ward	33	6	1	7	37
Jackson	12	5	1	6	9
Kesa	19	2	4	6	18
Namestnikov	17	0	5	5	10
Dirk	65	2	3	5	105
Eisenhut	13	1	3	4	21
McLean	52	0	4	4	2
Antoski	55	1	2	3	190
Morin	5	1	1	2	6
Whitmore	32	0	0	0	6
Peca	4	0	0	0	2

Goaltender	GPI	MIN	GA	SO	AVG	W-L-T
McLean	52	3,128	156	3	2.99	23-26-3
Whitmore	32	1,921	113	0	3.53	18-14-0

RESULTS

No	Date	Opponent	Score	Record
1	Oct. 6	@ Los Angeles	5-2 W	1-0-0
2	Oct. 9	Calgary	1-5 L	1-1-0
3	Oct. 11	Edmonton	4-1 W	2-1-0
4	Oct. 16	@ Edmonton	3-2 W	3-1-0
5	Oct. 19	Boston	4-4 W	4-1-0
6	Oct. 21	@ Calgary	6-3 W	5-1-0
7	Oct. 23	@ San Jose	6-4 W	6-1-0
8	Oct. 24	San Jose	3-2 OT W	7-1-0
9	Oct. 27	Washington	2-4 L	7-2-0
10	Oct. 30	Buffalo	3-6 L	7-3-0
11	Nov. 2	@ NY Islanders	2-1 W	8-3-0
12	Nov. 3	@ NY Rangers	3-6 L	8-4-0
13	Nov. 5	@ Washington	2-3 L	8-5-0
14	Nov. 7	@ Philadelphia	5-2 W	9-5-0
15	Nov. 10	Los Angeles	4-0 W	10-5-0
16	Nov. 13	@ Calgary	3-4 L	10-6-0
17	Nov. 14	Anaheim	3-2 W	11-6-0
18	Nov. 16	St. Louis	3-0 W	12-6-0
19	Nov. 19	Anaheim	3-6 L	12-7-0
20	Nov. 22	Toronto	2-5 L	12-8-0
21	Nov. 24	Detroit	4-5 OT L	12-9-0
22	Nov. 26	@ Winnipeg	5-3 W	13-9-0
23	Nov. 27	@ Edmonton	1-2 L	13-10-0
24	Nov. 29	Chicago	2-1 W	14-10-0
25	Dec. 2	Philadelphia	3-6 L	14-11-0
26	Dec. 4	@ Quebec	1-3 L	14-12-0
27	Dec. 6	@ Montreal	3-4 OT L	14-13-0
28	Dec. 8	@ Hartford	4-1 W	15-13-0
29	Dec. 9	@ Boston	3-2 OT W	16-13-0
30	Dec. 14	@ Calgary	4-8 L	16-14-0
31	Dec. 15	@ Edmonton	2-7 L	16-15-0
32	Dec. 17	Winnipeg	6-1 W	17-15-0
33	Dec. 19	Dallas	1-3 L	17-16-0
34	Dec. 21	Edmonton	6-3 W	18-16-0
35	Dec. 23	Calgary (@ Sask.)	4-3 W	19-16-0
36	Dec. 28	@ Los Angeles	5-6 L	19-17-0
37	Dec. 31	San Jose	2-3 L	19-18-0
38	Jan. 2	Montreal	2-3 L	19-19-0
39	Jan. 5	@ Ottawa	7-2 W	20-19-0
40	Jan. 8	@ Toronto	3-6 L	20-20-0
41	Jan. 9	@ Buffalo	3-5 L	20-21-0
42	Jan. 12	Quebec	4-3 W	21-21-0

No	Date	Opponent	Score	Record
43	Jan. 14	Ottawa	2-2 T	21-21-1
44	Jan. 16	@ Anaheim	4-3 W	22-21-1
45	Jan. 19	Calgary	3-4 L	22-22-1
46	Jan. 24	@ Edmonton	5-4 OT W	23-22-1
47	Jan. 25	St. Louis	3-3 T	23-22-2
48	Jan. 27	Dallas	2-3 L	23-23-2
49	Jan. 29	New Jersey	6-3 W	24-23-2
50	Jan. 31	Los Angeles	3-1 W	25-23-2
51	Feb. 2	Chicago	6-4 W	26-23-2
52	Feb. 4	@ Anaheim	0-3 L	26-24-2
53	Feb. 6	Hartford	2-4 L	26-25-2
54	Feb. 8	@ Detroit	6-3 W	27-25-2
55	Feb. 10	@ New Jersey	3-7 L	27-26-2
56	Feb. 12	@ Tampa Bay	3-2 W	28-26-2
57	Feb. 13	@ Florida	1-2 L	28-27-2
58	Feb. 15	@ St. Louis	2-3 L	28-28-2
59	Feb. 17	@ Chicago	4-2 W	29-28-2
60	Feb. 22	Calgary	4-4 T	29-28-3
61	Feb. 26	Tampa Bay	1-1 W	30-28-3
62	Mar. 1	Edmonton	4-7 L	30-29-3
63	Mar. 3	@ St. Louis	4-0 W	31-29-3
64	Mar. 4	@ Dallas	4-1 W	32-29-3
65	Mar. 7	Florida	1-2 L	32-30-3
66	Mar. 9	NY Islanders	5-4 W	33-30-3
67	Mar. 11	@ Winnipeg	8-4 W	34-30-3
68	Mar. 13	@ Chicago	2-5 L	34-31-3
69	Mar. 15	@ Detroit	2-5 L	34-32-3
70	Mar. 16	@ Toronto	4-1 W	35-32-3
71	Mar. 19	@ Pittsburgh	4-5 L	35-33-3
72	Mar. 20	@ Dallas	1-2 OT L	35-34-3
73	Mar. 23	@ Los Angeles	6-3 W	36-34-3
74	Mar. 25	NY Rangers	2-5 L	36-35-3
75	Mar. 27	Los Angeles	4-3 W	37-35-3
76	Mar. 28	Toronto	3-2 OT W	38-35-3
77	Mar. 30	Pittsburgh	1-3 L	38-36-3
78	Apr. 1	Winnipeg	5-1 W	39-36-3
79	Apr. 2	San Jose	4-7 L	39-37-3
80	Apr. 5	Detroit	3-8 L	39-38-3
81	Apr. 7	San Jose	3-2 W	40-38-3
82	Apr. 9	Anaheim	1-3 L	40-39-3
83	Apr. 10	@ San Jose	1-3 L	40-40-3
84	Apr. 13	@ Anaheim	2-1 W	41-40-3

CANUCKS

PLAYERS

IN THE SYSTEM

2015.16 REVIEW

OPPONENTS

HISTORY

ALL TIME RECORDS

PLAYOFFS

NHL

MEDIA SERVICES

1994.95 SEASON RECORD

PACIFIC DIVISION FINISH

2nd (48 Points)

COACH

Rick Ley

GM

Pat Quinn

CAPTAIN

Trevor Linden

SCORING

Player	GP	G	A	PTS	PIM	Player	GP	G	A	PTS	PIM
Bure	44	20	23	43	47	Murzyn	40	0	8	8	129
Linden	48	18	22	40	40	Sleg	19	1	5	6	32
R. Courtnall	DAL 32	7	10	17	13	Hunter	34	3	2	5	120
	VAN 13	4	14	18	4	Diduck	22	1	3	4	15
G. Courtnall	45	16	18	34	81	McIntyre	28	0	4	4	37
Beranek	PHI 14	5	5	10	2	Cullimore	34	1	2	3	39
	VAN 37	8	13	21	28	Namestnikov	16	0	3	3	4
Brown	33	8	23	31	16	Leeman	10	2	0	2	0
Momesso	48	10	15	25	65	Aucoin	1	1	0	1	0
Ronning	41	6	19	25	27	Charbonneau	3	1	0	1	0
Gelinas	46	13	10	23	36	Jackson	3	1	0	1	4
Oksiuta	EDM 26	11	2	13	6	Plavsic	3	0	1	1	4
	VAN 12	5	2	7	2	Whitmore	11	0	1	1	7
Ruuttu	CHI 20	2	5	7	6	Walker	11	0	1	1	33
	VAN 25	5	6	11	23	McLean	40	0	1	1	4
Lumme	36	5	12	17	26	Antonski	7	0	0	0	46
Adams	31	5	10	15	12	Wotton	1	0	0	0	0
Babych	40	3	11	14	18	Stojanov	4	0	0	0	13
Hedican	45	2	11	13	34						
Peca	33	6	6	12	30						
Odjick	23	4	5	9	109						
Lafayette	27	4	4	8	2						

Goaltender	GPI	MIN	GA	SO	AVG	W-L-T
McLean	40	2,374	109	1	2.75	18-12-10
Whitmore	11	558	37	0	3.98	0-6-2

RESULTS

No	Date	Opponent	Score	Record	No	Date	Opponent	Score	Record
1	Jan. 20	Dallas	1-1 T	0-0-1	25	Mar. 16	@ Chicago	2-9 L	8-9-8
2	Jan. 21	St. Louis	1-7 L	0-1-1	26	Mar. 17	@ Detroit	1-3 L	8-10-8
3	Jan. 24	@ Detroit	3-6 L	0-2-1	27	Mar. 21	Toronto	3-1 W	9-10-8
4	Jan. 25	@ Toronto	2-6 L	0-3-1	28	Mar. 23	Chicago	1-3 L	9-11-8
5	Jan. 28	@ St. Louis	3-1 W	1-3-1	29	Mar. 25	Detroit	1-2 L	9-12-8
6	Feb. 1	Toronto	4-4 T	1-3-2	30	Mar. 26	@ Calgary	0-2 L	9-13-8
7	Feb. 5	Chicago	4-9 L	1-4-2	31	Mar. 29	Los Angeles	5-2 W	10-13-8
8	Feb. 7	Edmonton	4-4 T	1-4-3	32	Mar. 31	Anaheim	6-1 W	11-13-8
9	Feb. 9	Winnipeg	5-1 W	2-4-3	33	Apr. 1	@ Edmonton	5-1 W	12-13-8
10	Feb. 11	San Jose	1-1 T	2-4-4	34	Apr. 4	Dallas	2-2 T	12-13-9
11	Feb. 15	@ San Jose	1-3 L	2-5-4	35	Apr. 7	@ Winnipeg	4-7 L	12-14-9
12	Feb. 17	@ Anaheim	2-2 T	2-5-5	36	Apr. 8	@ Calgary	4-2 W	13-14-9
13	Feb. 18	@ Los Angeles	6-2 W	3-5-5	37	Apr. 11	Anaheim	5-0 W	14-14-9
14	Feb. 20	Los Angeles	8-2 W	4-5-5	38	Apr. 13	Edmonton	4-6 L	14-15-9
15	Feb. 22	Winnipeg	1-4 L	4-6-5	39	Apr. 15	@ Anaheim	3-1 W	15-15-9
16	Feb. 24	@ Dallas	3-3 T	4-6-6	40	Apr. 17	@ Dallas	2-2 T	15-15-10
17	Feb. 26	@ San Jose	5-1 W	5-6-6	41	Apr. 18	@ St. Louis	1-4 L	15-16-10
18	Feb. 28	San Jose	3-4 L	5-7-6	42	Apr. 20	Calgary	2-2 T	15-16-11
19	Mar. 2	@ Calgary	2-2 T	5-7-7	43	Apr. 22	Edmonton	6-1 W	16-16-11
20	Mar. 4	@ Los Angeles	5-4 W	6-7-7	44	Apr. 25	@ Chicago	3-4 OT L	16-17-11
21	Mar. 6	Detroit	2-5 L	6-8-7	45	Apr. 26	@ Toronto	2-5 L	16-18-11
22	Mar. 11	Anaheim	5-3 W	7-8-7	46	Apr. 28	St. Louis	3-1 W	17-18-11
23	Mar. 12	@ Edmonton	5-2 W	8-8-7	47	Apr. 30	Calgary	6-4 W	18-18-11
24	Mar. 14	@ Winnipeg	3-3 T	8-8-8	48	May 3	@ San Jose	3-3 T	18-18-12

CANUCKS

PLAYERS

IN THE SYSTEM

2015.16 REVIEW

OPPONENTS

HISTORY

ALL TIME RECORDS

PLAYOFFS

NHL

MEDIA SERVICES

1995.96 SEASON RECORD

PACIFIC DIVISION FINISH

Tied 2nd (79 Points)

COACH

Rick Ley, Pat Quinn

GM

Pat Quinn

CAPTAIN

Trevor Linden

SCORING

Player	GP	G	A	PTS	PIM	Player	GP	G	A	PTS	PIM
Mogilny	79	55	52	107	16	Brown	28	1	16	17	18
82	33	47	80	42	Aucoin	49	4	14	18	34	
Ronning	79	22	45	67	42	Bure	15	6	7	13	8
Courtall	81	26	39	65	40	Walker	63	4	8	12	137
Gelinas	81	30	26	56	59	Murzyn	69	2	10	12	130
Naslund	PIT 66	19	33	52	36	Kucera	HAR 30	2	6	8	10
	VAN 10	3	0	3	6		VAN 24	1	0	1	10
Lumme	80	17	37	54	50	Odjick	55	3	4	7	181
Olksuita	56	16	23	39	42	Sandlak	33	4	2	6	6
Tikkanen	STL 11	1	4	5	18	Loney	12	2	3	5	6
	NJ 9	0	2	2	4	Kocur	NYR 38	1	2	3	49
	VAN 38	13	24	37	14		VAN 7	0	1	1	19
Belanger	FLA 63	17	21	38	10	Hunter	60	2	0	2	122
	VAN 9	3	0	3	4	Cullimore	27	1	1	2	21
Sillinger	ANA 62	13	21	34	32	Malkoc	41	0	2	2	136
	VAN 12	1	3	4	6	Hirsch	41	0	2	2	2
Hedican	77	6	23	29	83	McLean	45	0	2	2	6
Babych	53	3	21	24	38	Bohonos	3	0	1	1	0
Rohlin	56	6	16	22	32	Courville	3	1	0	1	0
Ridley	37	6	15	21	29	Stojanov	58	0	1	1	123
Beranek	61	6	14	20	60						
Dowd	NJ 28	4	9	13	17						
	VAN 38	1	6	7	6						

Goaltender	GPI	MIN	GA	SO	AVG	W-L-T
Hirsch	41	2,338	114	1	2.93	17-14-6
McLean	45	2,645	156	2	3.54	15-21-9

RESULTS

No	Date	Opponent	Score	Record	No	Date	Opponent	Score	Record
1	Oct. 9	Detroit	3-5 L	0-1-0	42	Jan. 13	@ Toronto	5-2 W	15-16-11
2	Oct. 12	@ Los Angeles	7-7 T	0-1-1	43	Jan. 15	@ Boston	6-0 W	16-16-11
3	Oct. 14	@ San Jose	7-6 W	1-1-1	44	Jan. 16	@ Hartford	0-3 L	16-17-11
4	Oct. 15	Los Angeles	3-3 T	1-1-2	45	Jan. 22	Dallas	4-6 L	16-18-11
5	Oct. 18	@ Anaheim	5-1 W	2-1-2	46	Jan. 24	Anaheim	1-2 L	16-19-11
6	Oct. 21	@ Edmonton	4-6 L	2-2-2	47	Jan. 25	@ Colorado	2-2 T	16-19-12
7	Oct. 24	@ NY Rangers	2-5 L	2-3-2	48	Jan. 27	NY Islanders	6-3 W	17-19-12
8	Oct. 25	@ New Jersey	4-2 W	3-3-2	49	Jan. 30	New Jersey	2-3 OT L	17-20-12
9	Oct. 28	Winnipeg	1-4 L	3-4-2	50	Feb. 1	@ St. Louis	2-2 T	17-20-13
10	Oct. 30	San Jose	4-3 W	4-4-2	51	Feb. 2	@ Dallas	5-4 W	18-20-13
11	Nov. 1	Edmonton	3-3 T	4-4-3	52	Feb. 4	@ Winnipeg	4-2 W	19-20-13
12	Nov. 3	Toronto	4-4 T	4-4-4	53	Feb. 7	Hartford	3-5 L	19-21-13
13	Nov. 4	@ Calgary	4-4 T	4-4-5	54	Feb. 9	@ Edmonton	3-2 OT W	20-21-13
14	Nov. 7	@ NY Islanders	5-2 W	5-4-5	55	Feb. 10	Washington	4-4 T	20-21-14
15	Nov. 9	@ Chicago	2-5 L	5-5-5	56	Feb. 13	Winnipeg	5-4 W	21-21-14
16	Nov. 11	Colorado	4-8 L	5-6-5	57	Feb. 15	Anaheim	5-3 W	22-21-14
17	Nov. 12	Montreal	2-4 L	5-7-5	58	Feb. 17	Boston	1-4 L	22-22-14
18	Nov. 16	@ Florida	2-2 T	5-7-6	59	Feb. 19	@ Detroit	3-4 L	22-23-14
19	Nov. 18	@ Tampa Bay	4-5 OT L	5-8-6	60	Feb. 20	@ Winnipeg	5-3 W	23-23-14
20	Nov. 19	@ Philadelphia	2-3 OT L	5-9-6	61	Feb. 23	San Jose	3-1 W	24-23-14
21	Nov. 22	@ Dallas	3-4 L	5-10-6	62	Feb. 27	Pittsburgh	4-7 L	24-24-14
22	Nov. 23	@ St. Louis	3-2 W	6-10-6	63	Feb. 29	St. Louis	2-2 T	24-24-15
23	Nov. 25	@ San Jose	2-7 L	6-11-6	64	Mar. 2	@ Detroit	3-2 W	25-24-15
24	Nov. 29	Chicago	2-2 T	6-11-7	65	Mar. 3	@ Buffalo	3-0 W	26-24-15
25	Dec. 1	San Jose	7-2 W	7-11-7	66	Mar. 6	Buffalo	5-2 W	27-24-15
26	Dec. 5	Edmonton	6-2 W	8-11-7	67	Mar. 9	Colorado	5-7 L	27-25-15
27	Dec. 8	St. Louis	3-6 L	8-12-7	68	Mar. 12	@ Washington	0-9 L	27-26-15
28	Dec. 9	@ Calgary	4-3 W	9-12-7	69	Mar. 14	@ Chicago	1-5 L	27-27-15
29	Dec. 13	@ Edmonton	2-2 T	9-12-8	70	Mar. 15	@ Ottawa	0-2 L	27-28-15
30	Dec. 17	Ottawa	4-1 W	10-12-8	71	Mar. 17	@ Toronto	2-4 L	27-29-15
31	Dec. 18	@ Colorado	4-2 W	11-12-8	72	Mar. 19	Colorado	3-4 L	27-30-15
32	Dec. 20	@ Los Angeles	2-2 T	11-12-9	73	Mar. 22	Dallas	5-2 W	28-30-15
33	Dec. 22	@ Anaheim	6-2 W	12-12-9	74	Mar. 23	Calgary	0-4 L	28-31-15
34	Dec. 23	Detroit	0-1 L	12-13-9	75	Mar. 25	Los Angeles	4-1 W	29-30-15
35	Dec. 26	Calgary	2-4 L	12-14-9	76	Mar. 27	Toronto	2-6 L	29-32-15
36	Dec. 28	NY Rangers	2-3 L	12-15-9	77	Mar. 29	Chicago	4-2 W	30-32-15
37	Dec. 31	Philadelphia	5-5 T	12-15-10	78	Apr. 1	Edmonton	2-6 L	30-33-15
38	Jan. 3	Florida	7-2 W	13-15-10	79	Apr. 3	@ Calgary	3-4 L	30-34-15
39	Jan. 6	Tampa Bay	9-2 W	14-15-10	80	Apr. 6	@ Los Angeles	4-2 W	31-34-15
40	Jan. 8	@ Pittsburgh	5-8 L	14-16-10	81	Apr. 8	@ Anaheim	0-2 L	31-35-15
41	Jan. 10	@ Montreal	2-2 T	14-16-11	82	Apr. 13	Calgary	5-0 W	32-35-15

CANUCKS

PLAYERS

IN THE SYSTEM

2015.16 REVIEW

OPPONENTS

HISTORY

ALL TIME RECORDS

PLAYOFFS

NHL

MEDIA SERVICES

1996.97 SEASON RECORD

PACIFIC DIVISION FINISH

4th (77 Points)

COACH

Tom Renney

GM

Pat Quinn

CAPTAIN

Trevor Linden

SCORING

Player	GP	G	A	PTS	PIM
Mogilny	76	31	42	73	18
Gelinas	74	35	33	68	42
Bure	63	23	32	55	40
Ridley	75	20	32	52	42
Naslund	78	21	20	41	30
Linden	49	9	31	40	27
Sillinger	78	17	20	37	25
Lumme	66	11	24	35	32
Noonan	STL 13	2	5	7	0
	NVR 44	6	9	15	28
	VAN 16	4	8	12	6
Courtnall	47	9	19	28	24
Roberts	58	10	17	27	51
Babych	78	5	22	27	38
Tikkanen	62	12	15	27	66
Nemchinov	NVR 63	6	13	19	12
	VAN 6	2	3	5	4
Bohonos	36	11	11	22	10
Aucoin	70	5	16	21	63
Hedican	67	4	15	19	51
Walker	64	3	15	18	132

Player	GP	G	A	PTS	PIM
Staios	BOS 54	3	8	11	71
	VAN 9	0	6	6	20
Joseph	63	3	13	16	62
Brashear	MTL 10	0	0	0	38
	VAN 59	8	5	13	207
Odjick	70	5	8	13	371
Rohlin	40	2	8	10	8
Wotton	36	3	6	9	19
Murzyn	61	1	7	8	118
Semak	18	2	1	3	2
Crowder	30	1	2	3	52
Courville	19	0	2	2	11
McLean	44	0	2	2	2
Hirsch	39	0	1	1	6
Cullimore	3	0	0	0	2
Namestnikov	2	0	0	0	4
Fountain	6	0	0	0	0
Kucera	2	0	0	0	0

Goaltender	GPI	MIN	GA	SO	AVG	W-L-T
McLean	44	2,581	138	0	3.21	21-18-3
Hirsch	39	2,127	116	2	3.27	12-20-4
Fountain	6	245	14	1	3.43	2-2-0

RESULTS

No	Date	Opponent	Score	Record
1	Oct. 5	Calgary	3-1 W	1-0-0
2	Oct. 6	@ Edmonton	0-2 L	1-1-0
3	Oct. 9	Buffalo	1-2 L	1-2-0
4	Oct. 12	St. Louis	5-3 W	2-2-0
5	Oct. 14	Boston	4-5 OT L	2-3-0
6	Oct. 17	@ Dallas	6-1 W	3-3-0
7	Oct. 19	@ Colorado	2-9 L	3-4-0
8	Oct. 23	Colorado	1-4 L	3-5-0
9	Oct. 26	Pittsburgh	2-1 W	4-5-0
10	Oct. 30	@ Anaheim	6-3 W	5-5-0
11	Nov. 1	@ Edmonton	5-4 OT W	6-5-0
12	Nov. 2	Calgary	4-3 W	7-5-0
13	Nov. 8	St. Louis	2-4 L	7-6-0
14	Nov. 11	@ NY Rangers	3-2 W	8-6-0
15	Nov. 13	@ NY Islanders	4-5 OT L	8-7-0
16	Nov. 14	@ New Jersey	3-0 W	9-7-0
17	Nov. 16	@ Montreal	1-6 L	9-8-0
18	Nov. 19	Dallas	2-0 W	10-8-0
19	Nov. 21	Chicago	2-1 OT W	11-8-0
20	Nov. 23	NY Rangers	5-3 W	12-8-0
21	Nov. 26	@ Toronto	2-3 L	12-9-0
22	Nov. 27	@ Hartford	6-2 W	13-9-0
23	Nov. 29	@ Boston	3-7 L	13-10-0
24	Dec. 1	@ Philadelphia	3-4 L	13-11-0
25	Dec. 3	@ Detroit	2-2 T	13-11-1
26	Dec. 4	@ Buffalo	7-6 OT W	14-11-1
27	Dec. 7	Ottawa	2-3 L	14-12-1
28	Dec. 11	Colorado	1-6 L	14-13-1
29	Dec. 13	@ Dallas	1-2 L	14-14-1
30	Dec. 15	@ St. Louis	8-0 W	15-14-1
31	Dec. 18	New Jersey	1-2 L	15-15-1
32	Dec. 20	Detroit	3-2 W	16-15-1
33	Dec. 23	Edmonton	0-7 L	16-16-1
34	Dec. 26	@ San Jose	1-6 L	16-17-1
35	Dec. 27	@ Phoenix	4-7 L	16-18-1
36	Dec. 31	Philadelphia	3-5 L	16-19-1
37	Jan. 2	Los Angeles	4-3 W	17-19-1
38	Jan. 4	Toronto	7-3 W	18-19-1
39	Jan. 6	@ Anaheim	5-1 W	19-19-1
40	Jan. 7	@ Los Angeles	2-6 L	19-20-1
41	Jan. 10	Hartford	5-3 W	20-20-1

No	Date	Opponent	Score	Record
42	Jan. 12	Anaheim	2-3 L	20-21-1
43	Jan. 14	Florida	4-4 T	20-21-2
44	Jan. 20*	San Jose	6-1 W	21-21-2
45	Jan. 22	@ Chicago	4-3 OT W	22-21-2
46	Jan. 23	@ St. Louis	3-4 L	22-22-2
47	Jan. 25	@ Phoenix	0-4 L	22-23-2
48	Jan. 27	San Jose	5-2 W	23-23-2
49	Jan. 30	NY Islanders	2-1 OT W	24-23-2
50	Feb. 1	@ Calgary	0-3 L	24-24-2
51	Feb. 3	@ Ottawa	4-6 L	24-25-2
52	Feb. 4	@ Pittsburgh	4-6 L	24-26-2
53	Feb. 6	@ Detroit	7-4 W	25-26-2
54	Feb. 8	@ Toronto	2-3 L	25-27-2
55	Feb. 11	Washington	2-5 L	25-28-2
56	Feb. 15	Anaheim	4-2 W	26-28-2
57	Feb. 18	Toronto	5-6 L	26-29-2
58	Feb. 20	@ San Jose	6-1 W	27-29-2
59	Feb. 22	@ Los Angeles	0-4 L	27-30-2
60	Feb. 23	@ Anaheim	2-5 L	27-31-2
61	Feb. 25	Montreal	2-4 L	27-32-2
62	Feb. 27	Phoenix	6-2 W	28-32-2
63	Mar. 1	Los Angeles	0-3 L	28-33-2
64	Mar. 3	@ Colorado	1-5 L	28-34-2
65	Mar. 5	Chicago	1-1 T	28-34-3
66	Mar. 8	Detroit	3-5 L	28-35-3
67	Mar. 10	@ Chicago	2-2 T	28-35-4
68	Mar. 11	@ Washington	1-4 L	28-36-4
69	Mar. 13	@ Florida	4-5 L	28-37-4
70	Mar. 15	@ Tampa Bay	5-2 W	29-37-4
71	Mar. 18	@ Colorado	2-4 L	29-38-4
72	Mar. 20	San Jose	1-2 L	29-39-4
73	Mar. 22	Tampa Bay	3-2 W	30-39-4
74	Mar. 24	Los Angeles	2-2 T	30-39-5
75	Mar. 26	Anaheim	5-3 W	31-39-5
76	Mar. 29	@ Calgary	5-2 W	32-39-5
77	Mar. 30	Dallas	2-3 L	32-40-5
78	Apr. 4	Calgary	3-3 T	32-40-6
79	Apr. 5	@ Edmonton	2-2 T	32-40-7
80	Apr. 7	@ San Jose	3-2 W	33-40-7
81	Apr. 9	Phoenix	6-4 W	34-40-7
82	Apr. 12	Edmonton	5-4 W	35-40-7

* Rescheduled game (Dec. 29) due to weather

1997-98 SEASON RECORD

PACIFIC DIVISION FINISH

7th (64 Points)

COACH

Mike Keenan

GM

Pat Quinn

CAPTAIN

Mark Messier

SCORING

Player	GP	G	A	PTS	PIM	Player	GP	G	A	PTS	PIM		
Bure	82	51	39	90	48	Robertsson	30	2	4	6	24		
Messier	82	22	38	60	58	Huscroft	TB	0	3	3	122		
Mogilny	51	18	27	45	36	VAN	7	0	1	1	55		
Naslund	76	14	20	34	56	McAllister	36	1	2	3	106		
Bertuzzi	NYI	52	7	11	18	Bohonos	31	2	1	3	4		
	VAN	22	6	9	15	Vaic	5	1	1	2	2		
Lumme	74	9	21	30	34	Roberts	13	1	1	2	4		
Ohlund	77	7	23	30	76	Convery	7	0	2	2	0		
Hedican	71	3	24	27	79	Strudwick	NYI	17	0	1	1	36	
Noonan	82	10	15	25	62	VAN	11	0	1	1	29		
Scatchard	76	13	11	24	165	Ciccone	13	0	1	1	47		
McCabe	82	4	20	24	209	Hirsch	1	0	0	0	0		
May	BUF	36	4	7	11	Wotton	5	0	0	0	6		
	VAN	27	9	3	12	Courville	11	0	0	0	5		
Linden	42	7	14	21	49	Irbe	41	0	0	0	2		
Zezel	NJ	5	0	3	0	Snow	PHI	29	0	0	0	18	
	VAN	25	5	12	17	VAN	12	0	0	0	4		
Brashear	77	9	9	18	372	McLean	29	0	0	0	0		
Ledyard	49	2	13	15	14								
Walker	59	3	10	13	164	Goaltender	GPI	MIN	GA	SO	AVG	W-L-T	
Babych	47	0	9	9	37	Irbe	PHI	41	1,999	91	2	2.73	14-11-6
Gelinas	24	4	4	8	10	Snow	PHI	29	1,651	67	1	2.43	14-9-4
Murzyn	31	5	2	7	42		VAN	12	504	26	0	3.10	3-6-0
Staios	77	3	4	7	134	Burke	16	838	49	0	3.51	2-9-4	
Aucoin	35	3	3	6	21	McLean	29	1,583	97	1	3.68	6-17-4	
						Hirsch	1	50	5	0	6.00	0-0-0	

RESULTS

No	Date	Opponent	Score	Record	No	Date	Opponent	Score	Record
1	Oct. 4	Anaheim	3-2 W	1-0-0	42	Jan. 5	Los Angeles	3-2 W	12-24-6
2	Oct. 5	@ Anaheim	2-3 L	1-1-0	43	Jan. 7	St. Louis	2-3 L	12-25-6
3	Oct. 9	Toronto	2-2 T	1-1-1	44	Jan. 8	@ Colorado	4-4 T	12-25-7
4	Oct. 11	NY Rangers	3-6 L	1-2-1	45	Jan. 10	Florida	2-2 T	12-25-8
5	Oct. 13	Edmonton	3-0 W	2-2-1	46	Jan. 12	@ Chicago	2-3 L	12-26-8
6	Oct. 17	Boston	0-2 L	2-3-1	47	Jan. 14	@ Detroit	0-4 L	12-27-8
7	Oct. 19	Colorado	4-4 T	2-3-2	48	Jan. 15	@ Buffalo	2-6 L	12-28-8
8	Oct. 21	@ Dallas	5-1 W	3-3-2	49	Jan. 21	Phoenix	1-6 L	12-29-8
9	Oct. 23	@ St. Louis	1-4 L	3-4-2	50	Jan. 24	@ Calgary	2-5 L	12-30-8
10	Oct. 25	Pittsburgh	2-3 OT L	3-5-2	51	Jan. 26	@ Phoenix	2-4 L	12-31-8
11	Oct. 26	Detroit	1-5 L	3-6-2	52	Jan. 28	@ Colorado	1-6 L	12-32-8
12	Oct. 29	@ Chicago	0-3 L	3-7-2	53	Jan. 30	New Jersey	3-1 W	12-32-8
13	Oct. 30	@ New Jersey	1-8 L	3-8-2	54	Jan. 31	@ Edmonton	6-3 W	14-32-8
14	Nov. 1	@ Pittsburgh	6-7 OT L	3-9-2	55	Feb. 2	Colorado	1-2 L	14-33-8
15	Nov. 3	@ Carolina	3-5 L	3-10-2	56	Feb. 6	Edmonton	5-4 W	15-33-8
16	Nov. 4	@ Washington	1-2 L	3-11-2	57	Feb. 7	San Jose	6-3 W	16-33-8
17	Nov. 8	Anaheim	2-3 L	3-12-2	58	Feb. 25	Anaheim	5-2 W	17-33-8
18	Nov. 11	@ Los Angeles	2-8 L	3-13-2	59	Feb. 27	@ Calgary	4-4 T	17-33-9
19	Nov. 12	@ San Jose	5-2 W	4-13-2	60	Feb. 28	Ottawa	6-4 W	18-33-9
20	Nov. 14	@ Anaheim	3-3 T	4-13-3	61	Mar. 2	@ Los Angeles	2-2 T	18-33-10
21	Nov. 16	Carolina	4-1 W	5-13-3	62	Mar. 5	Calgary	2-6 L	18-34-10
22	Nov. 20	Phoenix	4-2 W	6-13-3	63	Mar. 7	Tampa Bay	5-2 W	19-34-10
23	Nov. 22	Chicago	4-5 OT L	6-14-3	64	Mar. 9	St. Louis	0-4 L	19-35-10
24	Nov. 25	@ NY Rangers	4-2 W	7-14-3	65	Mar. 11	@ Montreal	2-2 T	19-35-11
25	Nov. 28	@ Boston	5-2 W	8-14-3	66	Mar. 12	@ Philadelphia	2-3 L	19-36-11
26	Nov. 29	@ Toronto	4-2 W	9-14-3	67	Mar. 14	@ NY Islanders	6-2 W	20-36-11
27	Dec. 1	Detroit	3-3 T	9-14-4	68	Mar. 17	@ Florida	4-2 W	21-36-11
28	Dec. 4	San Jose	2-3 L	9-15-4	69	Mar. 18	@ Tampa Bay	2-4 L	21-37-11
29	Dec. 6	@ Colorado	4-6 L	9-16-4	70	Mar. 20	@ Ottawa	1-1 T	21-37-12
30	Dec. 8	@ St. Louis	1-5 L	9-17-4	71	Mar. 21	@ Toronto	1-1 T	21-37-13
31	Dec. 9	@ Detroit	5-7 L	9-18-4	72	Mar. 24	NY Islanders	4-3 W	22-37-13
32	Dec. 13	Colorado	2-5 L	9-19-4	73	Mar. 26	Buffalo	2-5 L	22-38-13
33	Dec. 15	Los Angeles	7-0 W	10-19-4	74	Mar. 28	Washington	2-3 L	22-39-13
34	Dec. 17	@ Phoenix	5-1 W	11-19-4	75	Apr. 1	Edmonton	4-2 W	23-39-13
35	Dec. 18	@ San Jose	0-0 T	11-19-5	76	Apr. 4	Dallas	5-3 W	24-39-13
36	Dec. 20	Chicago	0-5 L	11-20-5	77	Apr. 6	@ Edmonton	2-3 L	24-40-13
37	Dec. 23	Dallas	1-3 L	11-21-5	78	Apr. 9	@ Calgary	6-3 W	25-40-13
38	Dec. 27	@ Dallas	3-3 T	11-21-6	79	Apr. 11	@ San Jose	1-1 T	25-40-14
39	Dec. 29	@ Los Angeles	2-5 L	11-22-6	80	Apr. 15	Los Angeles	0-2 L	25-41-14
40	Dec. 31	Philadelphia	0-8 L	11-23-6	81	Apr. 17	Calgary	2-4 L	25-42-14
41	Jan. 3	Montreal	2-4 L	11-24-6	82	Apr. 19	Toronto	1-2 L	25-43-14

CANUCKS

PLAYERS

IN THE SYSTEM

2015-16 REVIEW

OPPONENTS

HISTORY

ALL TIME RECORDS

PLAYOFFS

NHL

MEDIA SERVICES

1998.99 SEASON RECORD

NORTHWEST DIVISION FINISH

4th (58 Points)

COACH

Mike Keenan,
Marc Crawford

GM

Brian Burke

CAPTAIN

Mark Messier

SCORING

Player	GP	G	A	PTS	PIM
Naslund	80	36	30	66	74
Messier	59	13	35	48	33
Mogilny	59	14	31	45	58
Muckalt	73	16	20	36	98
Ohlund	74	9	26	35	83
Aucoin	82	23	11	34	77
Gagner	FLA 36	4	10	14	39
	VAN 33	2	12	14	24
Jovanovski	FLA 41	3	13	16	82
	VAN 31	2	9	11	44
Scatchard	82	13	13	26	140
McCabe	69	7	14	21	120
Brashear	82	8	10	18	209
May	66	6	11	17	102
Bertuzzi	32	8	8	16	44
York	NYR 5	0	0	0	4
	PIT 2	0	0	0	0
	VAN 49	7	9	16	20
Zezel	41	6	8	14	16
Klatt	PHI 2	0	0	0	0
	VAN 73	4	10	14	12
Hedican	42	2	11	13	34
Hendrickson	TOR 35	2	3	5	30
	VAN 27	2	2	4	22

Player	GP	G	A	PTS	PIM
Convery	12	2	7	9	8
Schaefer	25	4	4	8	8
Baron	81	2	6	8	115
Holden	30	2	4	6	10
Robertsson	39	2	2	4	13
Strudwick	65	0	3	3	114
McAllister	28	1	1	2	63
Murzyn	12	0	2	2	21
Cooke	30	0	2	2	27
Staios	57	0	2	2	54
Sopel	5	1	0	1	4
Huscroft	26	0	1	1	63
Snow	65	0	1	1	34
Gordon	4	0	0	0	2
Weekes	11	0	0	0	0
Washburn	FLA 4	0	0	0	4
	VAN 8	0	0	0	2
Hirsch	20	0	0	0	0

Goaltender	GPI	MIN	GA	SO	AVG	W-L-T
Snow	65	3,501	171	6	2.93	20-31-8
Hirsch	20	919	48	1	3.13	3-8-3
Weekes	11	532	34	0	3.83	0-8-1

RESULTS

No	Date	Opponent	Score	Record
1	Oct. 12	Los Angeles	4-2 W	1-0-0
2	Oct. 14	Edmonton	1-4 L	1-1-0
3	Oct. 17	Toronto	4-1 W	2-1-0
4	Oct. 20	@ Carolina	1-3 L	2-2-0
5	Oct. 21	@ Washington	2-1 W	3-2-0
6	Oct. 23	@ Florida	5-0 W	4-2-0
7	Oct. 25	@ Tampa Bay	2-3 L	4-3-0
8	Oct. 27	@ Nashville	4-5 L	4-4-0
9	Oct. 30	Pittsburgh	2-2 T	4-4-1
10	Nov. 1	Washington	4-1 W	5-4-1
11	Nov. 2	@ Edmonton	3-5 L	5-5-1
12	Nov. 7	Nashville	5-3 W	6-5-1
13	Nov. 9	Los Angeles	3-4 L	6-6-1
14	Nov. 12	@ Calgary	4-3 W	7-6-1
15	Nov. 13	Anaheim	5-2 W	8-6-1
16	Nov. 15	Colorado	1-2 L	8-7-1
17	Nov. 18	@ Phoenix	2-4 L	8-8-1
18	Nov. 19	@ Colorado	5-0 W	9-8-1
19	Nov. 21	Detroit	2-4 L	9-9-1
20	Nov. 23	@ Ottawa	3-4 L	9-10-1
21	Nov. 25	@ Toronto	1-5 L	9-11-1
22	Nov. 27	@ Detroit	1-7 L	9-12-1
23	Nov. 29	@ Philadelphia	2-6 L	9-13-1
24	Dec. 1	@ Boston	1-1 T	9-13-2
25	Dec. 4	Dallas	4-1 W	10-13-2
26	Dec. 6	Phoenix	3-3 T	10-13-3
27	Dec. 9	@ Anaheim	4-4 T	10-13-4
28	Dec. 12	@ Los Angeles	0-3 L	10-14-4
29	Dec. 17	Colorado	2-1 W	11-14-4
30	Dec. 19	Nashville	4-6 L	11-15-4
31	Dec. 22	@ Calgary	5-3 W	12-15-4
32	Dec. 23	Calgary	5-2 W	13-15-4
33	Dec. 26	@ San Jose	0-2 L	13-16-4
34	Dec. 27	@ Edmonton	0-3 L	13-17-4
35	Dec. 29	Colorado	2-4 L	13-18-4
36	Dec. 31	Philadelphia	2-6 L	13-19-4
37	Jan. 2	Montreal	1-2 L	13-20-4
38	Jan. 4	@ St. Louis	0-4 L	13-21-4
39	Jan. 6	@ Dallas	4-6 L	13-22-4
40	Jan. 8	Florida	1-1 T	13-22-5
41	Jan. 10	Dallas	2-0 W	14-22-5

No	Date	Opponent	Score	Record
42	Jan. 14	Edmonton	1-3 L	14-23-5
43	Jan. 16	Detroit	2-2 T	14-23-6
44	Jan. 18	@ Dallas	5-3 W	15-23-6
45	Jan. 19	@ Nashville	1-4 L	15-24-6
46	Jan. 28	St. Louis	2-4 L	15-25-6
47	Jan. 30	Chicago	3-2 W	16-25-6
48	Feb. 1	Ottawa	0-1 L	16-26-6
49	Feb. 3	@ Montreal	1-2 L	16-27-6
50	Feb. 4	@ NY Rangers	4-8 L	16-28-6
51	Feb. 7	@ NY Islanders	3-3 T	16-28-7
52	Feb. 9	@ New Jersey	4-3 W	17-28-7
53	Feb. 11	@ Pittsburgh	5-6 OT L	17-29-7
54	Feb. 13	Boston	3-1 W	18-29-7
55	Feb. 15	@ St. Louis	1-8 L	18-30-7
56	Feb. 17	@ Chicago	0-4 L	18-31-7
57	Feb. 20	Anaheim	1-5 L	18-32-7
58	Feb. 23	@ Colorado	4-4 T	18-32-8
59	Feb. 24	@ San Jose	1-1 T	18-32-9
60	Feb. 26	Carolina	1-0 W	19-32-9
61	Feb. 28	Buffalo	0-2 L	19-33-9
62	Mar. 3	San Jose	3-4 L	19-34-9
63	Mar. 5	Calgary	1-5 L	19-35-9
64	Mar. 7	Chicago	2-2 T	19-35-10
65	Mar. 10	@ Anaheim	4-4 T	19-35-11
66	Mar. 11	@ Phoenix	3-0 W	20-35-11
67	Mar. 13	@ Los Angeles	1-3 L	20-36-11
68	Mar. 15	New Jersey	1-2 L	20-37-11
69	Mar. 19	NY Islanders	1-3 L	20-38-11
70	Mar. 20	@ Edmonton	3-4 L	20-39-11
71	Mar. 24	@ Colorado	2-5 L	20-40-11
72	Mar. 25	St. Louis	1-4 L	20-41-11
73	Mar. 27	Montreal	5-1 W	21-41-11
74	Mar. 29	Phoenix	1-0 W	22-41-11
75	Mar. 31	Toronto	5-6 L	22-42-11
76	Apr. 2	San Jose	0-7 L	22-43-11
77	Apr. 3	@ San Jose	2-5 L	22-44-11
78	Apr. 5	@ Chicago	1-2 L	22-45-11
79	Apr. 7	@ Detroit	1-6 L	22-46-11
80	Apr. 10	Edmonton	1-1 T	22-46-12
81	Apr. 12	@ Calgary	2-0 W	23-46-12
82	Apr. 14	Calgary	4-5 L	23-47-12

CANUCKS

PLAYERS

IN THE SYSTEM

2015.16 REVIEW

OPPONENTS

HISTORY

ALL TIME RECORDS

PLAYOFFS

NHL

MEDIA SERVICES

1999.00 SEASON RECORD

NORTHWEST DIVISION FINISH

3rd (83 Points)

COACH

Marc Crawford

GM

Brian Burke

CAPTAIN

Mark Messier

SCORING

Player	GP	G	A	PTS	PIM
Naslund	82	27	38	65	64
Cassels	79	17	45	62	16
Messier	66	17	37	54	30
Bertuzzi	80	25	25	50	126
Morrison	56	7	28	35	18
Schaefer	71	16	15	31	20
Jovanovski	75	5	21	26	54
Aucoin	57	10	14	24	30
Hawgood	79	5	17	22	26
Klatt	47	10	10	20	26
Ohlund	42	4	16	20	24
Kariya	45	8	11	19	22
York	54	4	13	17	20
May	59	9	7	16	90
Druken	33	7	9	16	10
Brashear	60	11	2	13	136
Cooke	51	5	7	12	39
Baron	81	2	10	12	67
Pederson	47	6	5	11	18
Sharifjanov	37	5	5	10	22
Hendrickson	40	5	4	9	14

Player	GP	G	A	PTS	PIM
Chubarov	49	1	8	9	10
Sopel	18	2	4	6	12
Holden	6	1	5	6	2
O'Sullivan	11	0	5	5	2
Strudwick	63	1	3	4	64
Komarniski	18	1	1	2	8
Snow	32	0	2	2	8
Potvin	56	0	2	2	4
Ruutu	8	0	1	1	6
Bodger	13	0	1	1	4
Leeb	2	0	0	0	2
Michaud	2	0	0	0	0
Bonni	3	0	0	0	0
Vaic	4	0	0	0	0
Schwab	6	0	0	0	2

Goaltender	GPI	MIN	GA	SO	AVG	W-L-T
Potvin	34	1,966	85	0	2.59	12-13-7
Snow	32	1,712	76	0	2.66	10-15-3
Weekes	20	987	47	1	2.86	6-7-4
Schwab	6	269	16	0	3.57	2-1-1
Michaud	2	69	5	0	4.35	0-1-0

RESULTS

No	Date	Opponent	Score	Re cord
1	Oct. 2	NY Rangers	2-1 W	1-0-0-0
2	Oct. 6	Chicago	5-4 W	2-0-0-0
3	Oct. 9	Montreal	4-1 W	3-0-0-0
4	Oct. 13	Calgary	3-4 OT L	3-0-0-1
5	Oct. 15	Carolina	1-4 L	3-1-0-1
6	Oct. 16	@ Calgary	4-4 T	3-1-1-1
7	Oct. 19	@ Tampa Bay	6-5 OT W	4-1-1-1
8	Oct. 20	@ Florida	2-5 L	4-2-1-1
9	Oct. 23	@ NY Islanders	2-2 T	4-2-2-1
10	Oct. 24	@ NY Rangers	3-0 W	5-2-2-1
11	Oct. 26	@ Philadelphia	5-2 W	6-2-2-1
12	Oct. 28	Phoenix	1-4 L	6-3-2-1
13	Oct. 30	Nashville	4-1 W	7-3-2-1
14	Nov. 5	Florida	3-2 W	8-3-2-1
15	Nov. 7	St. Louis	1-6 L	8-4-2-1
16	Nov. 9	San Jose	4-4 T	8-4-3-1
17	Nov. 12	@ Phoenix	3-2 W	9-4-3-1
18	Nov. 15	Colorado	2-2 T	9-4-4-1
19	Nov. 17	Detroit	2-7 L	9-5-4-1
20	Nov. 20	@ Nashville	3-1 W	10-5-4-1
21	Nov. 22	@ Atlanta	3-6 L	10-6-4-1
22	Nov. 24	@ Carolina	1-1 T	10-6-5-1
23	Nov. 26	@ Boston	2-2 T	10-6-6-1
24	Nov. 27	@ Montreal	1-2 L	10-7-6-1
25	Nov. 30	Colorado	2-4 L	10-8-6-1
26	Dec. 2	Edmonton	3-2 OT W	11-8-6-1
27	Dec. 4	@ Edmonton	2-3 L	11-9-6-1
28	Dec. 6	@ Colorado	2-5 L	11-10-6-1
29	Dec. 8	@ Anaheim	2-2 T	11-10-7-1
30	Dec. 10	@ Calgary	2-3 L	11-11-7-1
31	Dec. 12	Colorado	2-3 OT L	11-11-7-2
32	Dec. 16	Ottawa	1-2 L	11-12-7-2
33	Dec. 18	Dallas	2-4 L	11-13-7-2
34	Dec. 22	Washington	6-3 W	12-13-7-2
35	Dec. 26	Calgary	0-2 L	12-14-7-2
36	Dec. 29	Philadelphia	2-3 OT L	12-14-7-3
37	Jan. 2	@ Calgary	2-4 L	12-15-7-3
38	Jan. 5	Tampa Bay	3-3 T	12-15-8-3
39	Jan. 7	@ Dallas	3-1 W	13-15-8-3
40	Jan. 8	@ St. Louis	2-4 L	13-16-8-3
41	Jan. 12	@ Chicago	2-3 OT L	13-16-8-4

No	Date	Opponent	Score	Record
42	Jan. 13	@ Nashville	4-3 OT W	14-16-8-4
43	Jan. 15	Dallas	1-2 L	14-17-8-4
44	Jan. 17	Toronto	4-5 OT L	14-17-8-5
45	Jan. 19	Detroit	3-3 T	14-17-9-5
46	Jan. 22	@ Edmonton	3-3 T	14-17-10-5
47	Jan. 23	Nashville	1-2 L	14-18-10-5
48	Jan. 25	Edmonton	4-5 OT L	14-18-10-6
49	Jan. 28	San Jose	4-1 W	15-18-10-6
50	Jan. 30	Chicago	1-3 L	15-19-10-6
51	Feb. 1	@ Colorado	1-2 L	15-20-10-6
52	Feb. 3	St. Louis	2-5 L	15-21-10-6
53	Feb. 9	Calgary	4-3 OT W	16-21-10-6
54	Feb. 12	@ Toronto	4-1 W	17-21-10-6
55	Feb. 14	@ Pittsburgh	0-3 L	17-22-10-6
56	Feb. 16	@ Detroit	2-5 L	17-23-10-6
57	Feb. 17	@ Buffalo	2-1 W	18-23-10-6
58	Feb. 19	@ Ottawa	3-1 W	19-23-10-6
59	Feb. 21	Boston	5-2 W	20-23-10-6
60	Feb. 23	@ Anaheim	4-4 T	20-23-11-6
61	Feb. 25	Los Angeles	2-5 L	20-24-11-6
62	Feb. 27	Phoenix	2-1 W	21-24-11-6
63	Feb. 29	@ Los Angeles	1-1 T	21-24-12-6
64	Mar. 2	Anaheim	3-1 W	22-24-12-6
65	Mar. 4	New Jersey	4-2 W	23-24-12-6
66	Mar. 6	Toronto	5-6 OT L	23-24-12-7
67	Mar. 8	@ Dallas	3-3 T	23-24-13-7
68	Mar. 9	@ St. Louis	2-2 T	23-24-14-7
69	Mar. 11	@ Phoenix	0-5 L	23-25-14-7
70	Mar. 13	@ Los Angeles	2-3 OT L	23-25-14-8
71	Mar. 16	Buffalo	6-3 W	24-25-14-8
72	Mar. 18	Ottawa	6-1 W	25-25-14-8
73	Mar. 20	@ Colorado	3-2 W	26-25-14-8
74	Mar. 22	@ San Jose	3-4 L	26-26-14-8
75	Mar. 24	Anaheim	8-1 W	27-26-14-8
76	Mar. 25	@ Edmonton	3-2 W	28-26-14-8
77	Mar. 29	@ Detroit	3-6 L	28-27-14-8
78	Mar. 31	@ Nashville	1-2 L	28-28-14-8
79	Apr. 2	@ Chicago	3-2 W	29-28-14-8
80	Apr. 5	Los Angeles	1-1 T	29-28-15-8
81	Apr. 7	Edmonton	4-5 OT L	29-29-15-8
82	Apr. 9	@ San Jose	5-2 W	30-29-15-8

CANUCKS

PLAYERS

IN THE SYSTEM

2015-16 REVIEW

OPPONENTS

HISTORY

ALL TIME RECORDS

PLAYOFFS

NHL

MEDIA SERVICES

2000.01 SEASON RECORD

NORTHWEST DIVISION FINISH

3rd (90 Points)

COACH

Marc Crawford

GM

Brian Burke

CAPTAIN

Markus Naslund

SCORING

Player	GP	G	A	PTS	PIM
Naslund	72	41	34	75	58
Cassels	66	12	44	56	10
Bertuzzi	79	25	30	55	93
Morrison	82	16	38	54	42
Jovanovski	79	12	35	47	102
Schaefer	82	16	20	36	22
D. Sedin	75	20	14	34	24
Klatt	77	13	20	33	31
Druken	55	15	15	30	14
H. Sedin	82	9	20	29	38
Brashear	79	9	19	28	145
Ohlund	65	8	20	28	46
Cooke	81	14	13	27	94
Berehowsky	VAN 14	1	1	2	21
	NSH 66	6	18	24	100
Sopel	52	4	10	14	10
Lachance	76	3	11	14	46
Pederson	61	4	8	12	65
Baron	82	3	8	11	63

Player	GP	G	A	PTS	PIM
Stapleton	VAN 18	1	2	3	8
	NYI 35	1	4	5	2
Hawgood	16	2	5	7	6
Kariya	17	1	6	7	8
Ruutu	21	3	3	6	32
Helmer	20	2	4	6	18
Strudwick	60	1	4	5	64
Holden	10	1	0	1	0
Allen	6	0	0	0	0
Chubarov	1	0	0	0	0
Cloutier	VAN 16	0	0	0	0
	TB 24	0	0	0	4
Essensa	39	0	0	0	4
Brown	1	0	0	0	5

Goaltender	GPI	MIN	GA	SO	AVG	W-L-T
Cloutier	16	914	37	0	2.43	4-6-5
Essensa	39	2,059	92	1	2.68	18-12-3
Potvin	35	2,006	103	1	3.08	14-17-3

RESULTS

No	Date	Opponent	Score	Record
1	Oct. 5	@ Philadelphia	3-6 L	0-1-0-0
2	Oct. 6	@ Florida	4-3 W	1-1-0-0
3	Oct. 8	@ Tampa Bay	5-4 W	2-1-0-0
4	Oct. 12	Colorado	2-5 L	2-2-0-0
5	Oct. 14	Buffalo	4-0 W	3-2-0-0
6	Oct. 16	Toronto	5-2 W	4-2-0-0
7	Oct. 18	Calgary	4-1 W	5-2-0-0
8	Oct. 21	Phoenix	2-3 OT L	5-2-0-1
9	Oct. 24	@ Nashville	4-4 T	5-2-1-1
10	Oct. 25	@ Dallas	6-2 W	6-2-1-1
11	Oct. 27	Atlanta	1-1 T	6-2-2-1
12	Nov. 1	Colorado	4-3 W	7-2-2-1
13	Nov. 3	Pittsburgh	2-4 L	7-3-2-1
14	Nov. 5	San Jose	2-2 T	7-3-3-1
15	Nov. 8	@ Anaheim	7-2 W	8-3-3-1
16	Nov. 9	@ Los Angeles	0-2 L	8-4-3-1
17	Nov. 11	St. Louis	2-5 L	8-5-3-1
18	Nov. 14	Chicago	4-2 W	9-5-3-1
19	Nov. 17	NY Rangers	4-3 W	10-5-3-1
20	Nov. 19	@ Columbus	6-1 W	11-5-3-1
21	Nov. 21	@ St. Louis	4-3 W	12-5-3-1
22	Nov. 22	@ Washington	2-3 OT L	12-5-3-2
23	Nov. 24	@ Detroit	2-3 L	12-6-3-2
24	Nov. 26	@ Minnesota	2-4 L	12-7-3-2
25	Nov. 28	Anaheim	4-1 W	13-7-3-2
26	Nov. 30	Montreal	3-4 L	13-8-3-2
27	Dec. 2	Edmonton	5-2 W	14-8-3-2
28	Dec. 4	Nashville	6-3 W	15-8-3-2
29	Dec. 6	@ Phoenix	1-1 T	15-8-4-2
30	Dec. 8	@ San Jose	6-1 W	16-8-4-2
31	Dec. 10	Los Angeles	1-2 L	16-9-4-2
32	Dec. 16	Columbus	4-3 W	17-9-4-2
33	Dec. 20	@ Edmonton	2-3 OT L	17-9-4-3
34	Dec. 21	@ Chicago	4-6 L	17-10-4-3
35	Dec. 23	@ Colorado	2-3 OT L	17-10-4-4
36	Dec. 27	Montreal	3-2 W	18-10-4-4
37	Dec. 29	@ Calgary	0-5 L	18-11-4-4
38	Dec. 30	@ San Jose	6-3 W	19-11-4-4
39	Jan. 1	@ Nashville	5-2 W	20-11-4-4
40	Jan. 3	@ Chicago	0-6 L	20-12-4-4
41	Jan. 6	Columbus	4-3 W	21-12-4-4

No	Date	Opponent	Score	Record
42	Jan. 8	Nashville	2-1 W	22-12-4-4
43	Jan. 10	Ottawa	1-5 L	22-13-4-4
44	Jan. 12	@ Edmonton	3-2 W	23-13-4-4
45	Jan. 14	Calgary	5-1 W	24-13-4-4
46	Jan. 16	Detroit	2-4 L	24-14-4-4
47	Jan. 18	@ Colorado	3-7 L	24-15-4-4
48	Jan. 20	@ St. Louis	0-3 L	24-16-4-4
49	Jan. 22	@ Dallas	1-2 L	24-17-4-4
50	Jan. 24	Phoenix	6-2 W	25-17-4-4
51	Jan. 27	@ Calgary	5-3 W	26-17-4-4
52	Jan. 28	Chicago	2-6 L	26-18-4-4
53	Jan. 30	Minnesota	3-2 W	27-18-4-4
54	Feb. 1	Colorado	5-3 W	28-18-4-4
55	Feb. 8	San Jose	0-0 T	28-18-5-4
56	Feb. 10	Calgary	1-4 L	28-19-5-4
57	Feb. 14	Washington	3-4 OT L	28-19-5-5
58	Feb. 17	@ Edmonton	6-5 W	29-19-5-5
59	Feb. 18	NY Islanders	3-2 W	30-19-5-5
60	Feb. 21	@ Montreal	2-1 W	31-19-5-5
61	Feb. 22	@ Toronto	1-4 L	31-20-5-5
62	Feb. 24	@ Ottawa	0-3 L	31-21-5-5
63	Feb. 26	@ Minnesota	5-2 W	32-21-5-5
64	Feb. 28	Dallas	5-4 W	33-21-5-5
65	Mar. 2	St. Louis	3-2 W	34-21-5-5
66	Mar. 4	Minnesota	3-4 OT L	34-21-5-6
67	Mar. 6	@ Detroit	3-4 L	34-22-5-6
68	Mar. 8	Phoenix	2-3 OT L	34-22-5-7
69	Mar. 10	Toronto	3-3 T	34-22-6-7
70	Mar. 13	@ Detroit	2-2 T	34-22-7-7
71	Mar. 15	@ Boston	2-2 T	34-22-8-7
72	Mar. 16	@ Buffalo	4-2 L	34-23-8-7
73	Mar. 18	@ Atlanta	5-3 W	35-23-8-7
74	Mar. 21	@ Columbus	1-1 T	35-23-9-7
75	Mar. 23	@ New Jersey	0-4 L	35-24-9-7
76	Mar. 25	@ Minnesota	2-2 T	35-24-10-7
77	Mar. 28	Dallas	1-3 L	35-25-10-7
78	Mar. 30	Anaheim	2-2 T	35-25-11-7
79	Apr. 1	@ Anaheim	1-2 L	35-26-11-7
80	Apr. 2	@ Los Angeles	1-3 L	35-27-11-7
81	Apr. 5	Los Angeles	3-2 W	36-27-11-7
82	Apr. 7	Edmonton	2-4 L	36-28-11-7

CANUCKS

PLAYERS

IN THE SYSTEM

2015-16 REVIEW

OPPONENTS

HISTORY

ALL TIME RECORDS

PLAYOFFS

NHL

MEDIA SERVICES

2001.02 SEASON RECORD

NORTHWEST DIVISION FINISH

2nd (94 Points)

COACH

Marc Crawford

GM

Brian Burke

CAPTAIN

Markus Naslund

SCORING

Player	GP	G	A	PTS	PIM	Player	GP	G	A	PTS	PIM
Naslund	81	40	50	90	50	Ruutu	49	2	7	9	74
Bertuzzi	72	36	49	85	110	Druken	27	4	4	8	6
Morrison	82	23	44	67	26	Kurtz	27	3	5	8	14
Cassels	53	11	39	50	22	Baron	61	1	6	7	68
Jovanovski	82	17	31	48	101	Strudwick	44	2	4	6	96
Linden	VAN 64	12	22	34	65	Vasiljevs	18	3	2	5	2
	WSH 16	1	2	3	6	Kariya	3	0	1	1	2
Ohlund	81	10	26	36	56	Auld	1	0	1	1	0
H. Sedin	82	16	20	36	36	Holden	8	0	0	0	2
Cooke	82	13	20	33	111	Allen	11	0	0	0	6
D. Sedin	79	9	23	32	32	Tezikov	2	0	0	0	0
Hlavac	VAN 46	9	12	21	10	Leeb	2	0	0	0	0
	PHI 31	7	3	10	8	Bouck	PHX 7	0	0	0	4
Letowski	VAN 42	7	10	17	15	Brown	15	0	0	0	72
	PHX 33	2	6	8	4	Cloutier	62	0	0	0	20
Sopel	66	8	17	25	44	Skudra	23	0	0	0	2
Klatt	34	8	7	15	10	Brochu	6	0	0	0	0
Lachance	81	1	10	11	50						
Helmer	40	5	5	10	53						
Chubarov	51	5	5	10	10						
Warriner	VAN 14	2	4	6	12						
	PHX 18	0	3	3	8						

Goaltender	GPI	MIN	GA	SO	AVG	W-L-T
Auld	1	59	2	0	2.03	1-0-0
Skudra	23	1165	47	2	2.42	10-8-2
Cloutier	62	3,501	142	7	2.43	31-22-5
Brochu	6	216	15	1	4.17	0-3-0

RESULTS

No	Date	Opponent	Score	Record	No	Date	Opponent	Score	Record
1	Oct. 4	Chicago	4-5 L	0-1-0-0	42	Dec. 31	Philadelphia	1-2 L	16-22-4-0
2	Oct. 6	Detroit	1-4 L	0-2-0-0	43	Jan. 3	Montreal	5-2 W	17-22-4-0
3	Oct. 9	@ Colorado	4-5 L	0-3-0-0	44	Jan. 5	@ Edmonton	4-3 W	18-22-4-0
4	Oct. 11	@ Dallas	4-1 W	1-3-0-0	45	Jan. 8	@ Buffalo	2-3 L	18-23-4-0
5	Oct. 13	Colorado	4-0 W	2-3-0-0	46	Jan. 9	@ Detroit	4-5OT L	18-23-4-1
6	Oct. 16	Florida	2-2 T	2-3-1-0	47	Jan. 12	Carolina	7-1 W	19-23-4-1
7	Oct. 18	Toronto	5-6 L	2-4-1-0	48	Jan. 15	Pittsburgh	5-2 W	20-23-4-1
8	Oct. 20	@ Phoenix	2-5 L	2-5-1-0	49	Jan. 17	@ St. Louis	4-5 L	20-24-4-1
9	Oct. 21	@ Anaheim	1-3 L	2-6-1-0	50	Jan. 19	@ Washington	5-1 W	21-24-4-1
10	Oct. 23	Nashville	4-2 W	3-6-1-0	51	Jan. 21	@ Carolina	7-5 W	22-24-4-1
11	Oct. 25	@ Colorado	1-4 L	3-7-1-0	52	Jan. 23	@ Dallas	4-2 W	23-24-4-1
12	Oct. 27	@ Edmonton	2-3 L	3-8-1-0	53	Jan. 25	Toronto	6-1 W	24-24-4-1
13	Oct. 30	Columbus	3-1 W	4-8-1-0	54	Jan. 26	@ Calgary	2-0 W	25-24-4-1
14	Nov. 1	Montreal	4-0 W	5-8-1-0	55	Jan. 28	Nashville	5-1 W	26-24-4-1
15	Nov. 3	@ San Jose	1-5 L	5-9-1-0	56	Jan. 30	Edmonton	2-2 T	26-24-5-1
16	Nov. 6	@ Columbus	3-2 W	6-9-1-0	57	Feb. 4	Phoenix	4-2 W	27-24-5-1
17	Nov. 8	@ St. Louis	1-3 L	6-10-1-0	58	Feb. 8	@ Calgary	4-1 W	28-24-5-1
18	Nov. 9	@ Chicago	1-3 L	6-11-1-0	59	Feb. 9	Calgary	3-4 L	28-25-5-1
19	Nov. 11	@ Minnesota	5-0 W	7-11-1-0	60	Feb. 12	Boston	1-2 OT L	28-25-5-2
20	Nov. 13	Chicago	3-2 W	8-11-1-0	61	Feb. 26	St. Louis	4-4 T	28-25-6-2
21	Nov. 15	St. Louis	2-1 W	9-11-1-0	62	Feb. 28	Dallas	3-4 OT L	28-25-6-3
22	Nov. 17	Edmonton	2-2 T	9-12-2-0	63	Mar. 2	Minnesota	6-3 W	29-25-6-3
23	Nov. 20	@ Ottawa	0-3 L	9-12-2-0	64	Mar. 7	@ Phoenix	1-6 L	29-26-6-3
24	Nov. 21	@ Pittsburgh	4-1 W	10-12-2-0	65	Mar. 9	@ San Jose	0-2 L	29-27-6-3
25	Nov. 23	@ Boston	2-3 L	10-13-2-0	66	Mar. 10	San Jose	4-7 L	29-28-6-3
26	Nov. 25	@ Philadelphia	4-1 W	11-13-2-0	67	Mar. 12	@ Nashville	5-0 W	30-28-6-3
27	Nov. 27	@ Minnesota	1-2 L	11-14-2-0	68	Mar. 14	@ Columbus	5-1 W	31-28-6-3
28	Nov. 28	@ Chicago	3-3 T	11-14-3-0	69	Mar. 16	@ Atlanta	4-2 W	32-28-6-3
29	Nov. 30	Colorado	2-5 L	11-15-3-0	70	Mar. 17	@ New Jersey	3-2 W	33-28-6-3
30	Dec. 2	Dallas	2-4 L	11-16-3-0	71	Mar. 19	@ NY Rangers	3-1 W	34-28-6-3
31	Dec. 6	Anaheim	3-2 W	12-16-3-0	72	Mar. 21	@ NY Islanders	2-3 L	34-29-6-3
32	Dec. 8	San Jose	3-5 L	12-17-3-0	73	Mar. 24	Edmonton	0-2 L	34-30-6-3
33	Dec. 10	Tampa Bay	1-1 T	12-17-4-0	74	Mar. 26	Los Angeles	4-0 W	35-30-6-3
34	Dec. 12	@ Anaheim	1-0 W	13-17-4-0	75	Mar. 28	Columbus	4-3 W	36-30-6-3
35	Dec. 13	@ Los Angeles	3-6 L	13-18-4-0	76	Mar. 30	Anaheim	4-1 W	37-30-6-3
36	Dec. 15	Detroit	3-0 W	14-18-4-0	77	April 2	@ Los Angeles	4-4 T	37-30-7-3
37	Dec. 19	@ Detroit	1-4 L	14-19-4-0	78	April 5	Minnesota	5-4 W	38-30-7-3
38	Dec. 20	@ Nashville	2-6 L	14-20-4-0	79	April 7	Phoenix	4-3 W	39-30-7-3
39	Dec. 22	Minnesota	1-2 L	14-21-4-0	80	April 9	@ Colorado	2-1 W	40-30-7-3
40	Dec. 27	Calgary	4-2 W	15-21-4-0	81	April 11	Los Angeles	5-2 W	41-30-7-3
41	Dec. 29	New Jersey	4-2 W	16-21-4-0	82	April 13	@ Calgary	4-1 W	42-30-7-3

CANUCKS

PLAYERS

IN THE SYSTEM

2015-16 REVIEW

OPPONENTS

HISTORY

ALL TIME RECORDS

PLAYOFFS

NHL

MEDIA SERVICES

2002.03 SEASON RECORD

NORTHWEST DIVISION FINISH

2nd (104 Points)

COACH

Marc Crawford

GM

Brian Burke

CAPTAIN

Markus Naslund

SCORING

Player	GP	G	A	PTS	PIM
Naslund	82	48	56	104	52
Bertuzzi	82	46	51	97	144
Morrison	82	25	46	71	36
Jovanovski	67	6	40	46	113
Cooke	82	15	27	42	82
Linden	71	19	22	41	30
H. Sedin	78	8	31	39	38
Sopel	81	7	30	37	23
D. Sedin	79	14	17	31	34
Salo	79	9	21	30	10
Klatt	82	16	13	29	8
Ohlund	59	2	27	29	42
Letowski	78	11	14	25	36
Malik	VAN 69	7	11	18	52
	CAR 10	0	2	2	16
Chubarov	62	7	13	20	6
Lindgren	54	5	9	14	18
Allen	48	5	3	8	73
May	VAN 3	0	0	0	10
	PHX 20	3	4	7	32
Baron	78	2	4	6	62

Player	GP	G	A	PTS	PIM
Reid	7	2	3	5	0
Ruutu	36	2	2	4	66
Baumgartner	8	1	2	3	4
Cloutier	57	0	3	3	24
King	8	0	2	2	0
Langdon	VAN 45	0	1	1	143
	CAR 9	0	0	0	16
Fedorov	7	0	1	1	4
Skudra	23	0	1	1	0
Kavanagh	3	1	0	1	2
Auld	7	0	0	0	0
Helmer	2	0	0	0	0
Komarniski	1	0	0	0	2
Jokela	1	0	0	0	0
Moss	1	0	0	0	0

Goaltender	GPI	MIN	GA	SO	AVG	W-L-T
Auld	7	382	10	1	1.57	3-3-0
Cloutier	57	3,376	136	2	2.42	33-16-7
Skudra	23	1,192	54	1	2.72	9-5-6
Moss	1	22	1	0	2.73	0-0-0

RESULTS

No	Date	Opponent	Score	Record
1	Oct. 10	@ Calgary	3-0 W	1-0-0-0
2	Oct. 12	San Jose	5-3 W	2-0-0-0
3	Oct. 14	Calgary	2-3 L	2-1-0-0
4	Oct. 16	Boston	3-6 L	2-2-0-0
5	Oct. 18	@ Anaheim	2-2 T	2-2-1-0
6	Oct. 19	@ Los Angeles	2-2 T	2-2-2-0
7	Oct. 21	@ San Jose	5-2 W	3-2-2-0
8	Oct. 24	Anaheim	2-2 T	3-2-3-0
9	Oct. 26	Dallas	1-4 L	3-3-3-0
10	Oct. 29	Buffalo	1-1 T	3-3-4-0
11	Oct. 31	Colorado	1-5 L	3-4-4-0
12	Nov. 2	@ Minnesota	4-2 W	4-4-4-0
13	Nov. 4	@ Colorado	4-2 W	5-4-4-0
14	Nov. 6	@ Dallas	0-4 L	5-5-4-0
15	Nov. 9	@ Phoenix	5-2 W	6-5-4-0
16	Nov. 12	St. Louis	6-3 W	7-5-4-0
17	Nov. 14	Los Angeles	3-2 W	8-5-4-0
18	Nov. 16	NY Rangers	3-1 W	9-5-4-0
19	Nov. 20	Chicago	5-3 W	10-5-4-0
20	Nov. 22	Detroit	4-1 W	11-5-4-0
21	Nov. 25	@ Minnesota	2-1 W	12-5-4-0
22	Nov. 27	@ Carolina	3-2 W	13-5-4-0
23	Nov. 29	@ Tampa Bay	5-3 W	14-5-4-0
24	Nov. 30	@ Florida	5-2 W	15-5-4-0
25	Dec. 3	@ NY Islanders	1-2 L	15-6-4-0
26	Dec. 4	@ New Jersey	3-2 W	16-6-4-0
27	Dec. 7	Minnesota	2-4 L	16-7-4-0
28	Dec. 9	Calgary	1-2 L	16-8-4-0
29	Dec. 11	Colorado	3-1 W	17-8-4-0
30	Dec. 14	@ Edmonton	6-3 W	18-8-4-0
31	Dec. 15	Calgary	3-3 T	18-8-5-0
32	Dec. 17	@ Chicago	2-3 L	18-9-5-0
33	Dec. 19	@ Nashville	3-1 W	19-9-5-0
34	Dec. 21	Edmonton	4-3 W	20-9-5-0
35	Dec. 23	@ Colorado	3-5 L	20-10-5-0
36	Dec. 26	@ Edmonton	4-2 W	21-10-5-0
37	Dec. 28	Anaheim	7-3 W	22-10-5-0
38	Dec. 31	Toronto	3-5 L	22-11-5-0
39	Jan. 2	Montreal	3-2 W	23-11-5-0
40	Jan. 4	Florida	3-2 W	24-11-5-0
41	Jan. 8	Ottawa	6-4 W	25-11-5-0

No	Date	Opponent	Score	Record
42	Jan. 10	Columbus	2-3 L	25-12-5-0
43	Jan. 11	@ San Jose	0-3 L	25-13-5-0
44	Jan. 14	Nashville	4-3 W	26-13-5-0
45	Jan. 16	@ Minnesota	2-5 L	26-14-5-0
46	Jan. 17	@ Chicago	4-2 W	27-14-5-0
47	Jan. 19	@ Detroit	4-1 W	28-14-5-0
48	Jan. 21	@ Nashville	2-3 L	28-15-5-0
49	Jan. 24	Detroit	2-5 L	28-16-5-0
50	Jan. 26	Phoenix	1-0 W	29-16-5-0
51	Jan. 28	Minnesota	2-2 T	29-16-6-0
52	Jan. 30	Edmonton	3-3 T	29-16-7-0
53	Feb. 4	@ Pittsburgh	3-2 W	30-16-7-0
54	Feb. 5	@ Columbus	4-4 T	30-16-8-0
55	Feb. 7	@ Buffalo	4-2 W	31-16-8-0
56	Feb. 10	Chicago	2-1 W	32-16-8-0
57	Feb. 13	Colorado	2-1 W	33-16-8-0
58	Feb. 15	@ Calgary	2-2 T	33-16-9-0
59	Feb. 18	@ Detroit	4-3 W	34-16-9-0
60	Feb. 20	@ St. Louis	4-2 W	35-16-9-0
61	Feb. 22	@ Edmonton	3-2 W	36-16-9-0
62	Feb. 23	Columbus	7-2 W	37-16-9-0
63	Feb. 25	Atlanta	8-0 W	38-16-9-0
64	Feb. 27	San Jose	2-3 L	38-17-9-0
65	Mar. 1	@ Montreal	1-1 T	38-17-10-0
66	Mar. 3	@ Boston	6-4 W	39-17-10-0
67	Mar. 4	@ Philadelphia	0-3 L	39-18-10-0
68	Mar. 6	@ Columbus	4-5 OT	39-18-10-1
69	Mar. 8	@ Toronto	3-3 T	39-18-11-1
70	Mar. 11	NY Islanders	4-3 W	40-18-11-1
71	Mar. 13	St. Louis	4-4 T	40-18-12-1
72	Mar. 15	Toronto	0-1 L	40-19-12-1
73	Mar. 17	@ Dallas	4-2 W	41-19-12-1
74	Mar. 18	@ St. Louis	4-6 L	41-20-12-1
75	Mar. 20	Nashville	7-3 W	42-20-12-1
76	Mar. 23	Washington	6-0 W	43-20-12-1
77	Mar. 25	Dallas	3-4 L	43-21-12-1
78	Mar. 27	Phoenix	5-1 W	44-21-12-1
79	Mar. 29	@ Los Angeles	5-1 W	45-21-12-1
80	Mar. 30	@ Anaheim	1-3 L	45-22-12-1
81	Apr. 2	@ Phoenix	3-3 T	45-22-13-1
82	Apr. 6	Los Angeles	0-2 L	45-23-13-1

CANUCKS

PLAYERS

IN THE SYSTEM

2015.16 REVIEW

OPPONENTS

HISTORY

ALL TIME RECORDS

PLAYOFFS

NHL

MEDIA SERVICES

2003.04 SEASON RECORD

NORTHWEST DIVISION FINISH

1st (101 Points)

COACH

Marc Crawford

GM

Brian Burke

CAPTAIN

Markus Naslund

SCORING

Player	GP	G	A	PTS	PIM
Naslund	78	35	49	84	58
Morrison	82	22	38	60	50
Bertuzzi	69	17	43	60	122
D. Sedin	82	18	36	54	18
Rucinsky	VAN 13	1	2	3	10
	NYR 69	13	29	42	62
H. Sedin	76	11	31	42	32
Sopel	80	10	32	42	36
Sanderson	VAN 13	3	4	7	4
	CBJ 67	13	16	29	34
Linden	82	14	22	36	26
Ohlund	82	14	20	34	73
Salo	74	7	19	26	22
Cooke	53	11	12	23	73
Jovanovski	56	7	16	23	64
King	47	12	9	21	8
Chubarov	65	12	7	19	14
Malik	78	3	16	19	45
Keane	64	8	9	17	20

Player	GP	G	A	PTS	PIM	
Arvedson	41	8	7	15	12	
Ruutu	71	6	8	14	133	
May	70	5	6	11	137	
Bergevin	VAN 9	0	2	2	2	
	PIT 52	1	8	9	27	
Player	GP	G	A	PTS	PIM	
Allen	74	2	5	7	94	
Kesler	28	2	3	5	16	
Bouck	18	1	2	3	23	
Baumgartner	VAN 9	0	3	3	2	
	PIT 5	0	0	0	2	
Brookbank	VAN 20	2	0	2	95	
	NSH 9	0	0	0	38	
Cloutier	60	0	1	1	22	
Hedberg	21	0	0	0	10	
Goaltender	GPI	MIN	GA	SO	AVG	W-L-T
Auld	6	349	12	0	2.06	2-2-2
Cloutier	60	3,539	134	5	2.27	33-21-6
Hedberg	21	1,098	46	3	2.51	8-6-2

RESULTS

No	Date	Opponent	Score	Record
1	Oct. 9	Calgary	4-1 W	1-0-0-0
2	Oct. 11	Edmonton	3-0 W	2-0-0-0
3	Oct. 13	@ Columbus	2-3 L	2-1-0-0
4	Oct. 16	@ Detroit	2-3 L	2-2-0-0
5	Oct. 18	@ Minnesota	2-2 T	2-2-1-0
6	Oct. 20	Buffalo	6-1 W	3-2-1-0
7	Oct. 22	St. Louis	3-2 W	4-2-1-0
8	Oct. 26	Phoenix	3-3 T	4-2-2-0
9	Oct. 28	Columbus	6-3 W	5-2-2-0
10	Oct. 30	@ Los Angeles	3-1 W	6-2-2-0
11	Oct. 31	@ Phoenix	4-1 W	7-2-2-0
12	Nov. 3	Detroit	5-1 W	8-2-2-0
13	Nov. 5	@ Nashville	4-3 W	9-2-2-0
14	Nov. 6	@ St. Louis	2-3 L	9-3-2-0
15	Nov. 8	Minnesota	4-3 W	10-3-2-0
16	Nov. 11	@ Minnesota	0-1 L	10-4-2-0
17	Nov. 13	@ Philadelphia	3-4 OT L	10-4-2-1
18	Nov. 15	@ Boston	1-2 OT L	10-4-2-2
19	Nov. 18	Montreal	5-4 W	11-4-2-2
20	Nov. 20	Chicago	3-2 W	12-4-2-2
21	Nov. 22	Toronto	3-5 L	12-5-2-2
22	Nov. 24	@ Toronto	1-2 L	12-6-2-2
23	Nov. 25	@ Montreal	5-2 W	13-6-2-2
24	Nov. 27	@ Ottawa	3-2 W	14-6-2-2
25	Nov. 29	@ Calgary	4-4 T	14-6-3-2
26	Dec. 4	Calgary	1-4 L	14-7-3-2
27	Dec. 6	Minnesota	1-1 T	14-7-4-2
28	Dec. 9	Pittsburgh	4-3 W	15-7-4-2
29	Dec. 11	Colorado	1-1 T	15-7-5-2
30	Dec. 14	Carolina	2-1 W	16-7-5-2
31	Dec. 16	@ Nashville	2-1 W	17-7-5-2
32	Dec. 17	@ Dallas	1-3 L	17-8-5-2
33	Dec. 20	@ Edmonton	3-0 W	18-8-5-2
34	Dec. 22	Los Angeles	4-4 T	18-8-6-2
35	Dec. 26	@ Calgary	2-0 W	19-8-6-2
36	Dec. 27	Edmonton	2-6 L	19-9-6-2
37	Dec. 29	@ Colorado	3-2 W	20-9-6-2
38	Dec. 31	@ Chicago	4-3 W	21-9-6-2
39	Jan. 2	Colorado	2-4 L	21-10-6-2
40	Jan. 3	@ Calgary	3-1 W	22-10-6-2
41	Jan. 5	San Jose	1-2 L	22-11-6-2

No	Date	Opponent	Score	Record
42	Jan. 8	@ Los Angeles	3-1 W	23-11-6-2
43	Jan. 9	@ Anaheim	5-2 W	24-11-6-2
44	Jan. 11	Florida	2-2 T	24-11-7-2
45	Jan. 13	@ Phoenix	4-1 W	25-11-7-2
46	Jan. 15	@ San Jose	1-3 L	25-12-7-2
47	Jan. 17	Anaheim	1-2 L	25-13-7-2
48	Jan. 19	Dallas	2-3 L	25-14-7-2
49	Jan. 21	Tampa Bay	5-4 W	26-14-7-2
50	Jan. 25	Nashville	4-1 W	27-14-7-2
51	Jan. 27	Chicago	3-2 W	28-14-7-2
52	Jan. 29	@ St. Louis	4-2 W	29-14-7-2
53	Jan. 31	@ Washington	6-1 W	30-14-7-2
54	Feb. 2	@ NY Rangers	3-4 L	30-15-7-2
55	Feb. 3	@ NY Islanders	4-5 OT L	30-15-7-3
56	Feb. 5	@ New Jersey	4-0 W	31-15-7-3
57	Feb. 11	Calgary	2-3 L	31-16-7-3
58	Feb. 13	Atlanta	1-4 L	31-17-7-3
59	Feb. 14	Anaheim	1-2 L	31-18-7-3
60	Feb. 16	@ Colorado	1-0 W	32-18-7-3
61	Feb. 19	@ Minnesota	2-6 L	32-19-7-3
62	Feb. 21	@ Edmonton	3-4 OT L	32-19-7-4
63	Feb. 24	Detroit	4-2 W	33-19-7-4
64	Feb. 26	San Jose	3-2 W	34-19-7-4
65	Feb. 28	St. Louis	2-0 W	35-19-7-4
66	Mar. 3	@ Colorado	5-5 T	35-19-8-4
67	Mar. 5	@ Detroit	1-3 L	35-20-8-4
68	Mar. 6	@ Columbus	4-0 W	36-20-8-4
69	Mar. 8	Colorado	2-9 L	36-21-8-4
70	Mar. 10	Minnesota	1-1 T	36-21-9-4
71	Mar. 12	@ Edmonton	4-3 W	37-21-9-4
72	Mar. 13	Ottawa	1-2 L	37-22-9-4
73	Mar. 16	Nashville	2-2 T	37-22-10-4
74	Mar. 18	@ Dallas	0-3 L	37-23-10-4
75	Mar. 19	@ Chicago	3-4 OT L	37-23-10-5
76	Mar. 21	Columbus	4-5 L	37-24-10-5
77	Mar. 24	Los Angeles	1-0 W	38-24-10-5
78	Mar. 27	Dallas	3-2 W	39-24-10-5
79	Mar. 29	Phoenix	6-1 W	40-24-10-5
80	Mar. 31	@ Anaheim	2-1 W	41-24-10-5
81	Apr. 2	@ San Jose	4-1 W	42-24-10-5
82	Apr. 3	Edmonton	5-2 W	43-24-10-5

CANUCKS

PLAYERS

IN THE SYSTEM

2015.18 REVIEW

OPPONENTS

HISTORY

ALL TIME RECORDS

PLAYOFFS

NHL

MEDIA SERVICES

2005.06 SEASON RECORD

NORTHWEST DIVISION FINISH

4th (92 Points)

COACH

Marc Crawford

GM

Dave Nonis

CAPTAIN

Markus Naslund

SCORING

Player	GP	G	A	PTS	PIM
Naslund	81	32	47	79	66
H. Sedin	82	18	57	75	56
Bertuzzi	82	25	46	71	120
D. Sedin	82	22	49	71	34
Morrison	82	19	37	56	84
Carter	81	33	22	55	41
Baumgartner	70	5	29	34	30
Ohlund	78	13	20	33	92
Salo	59	10	23	33	38
Jovanovski	44	8	25	33	58
Kesler	82	10	13	23	79
Carney	VAN 18	0	2	2	14
	ANA 61	2	16	18	48
Park	60	8	10	18	29
Cooke	45	8	10	18	71
Ruutu	82	10	7	17	142
Allen	77	7	10	17	115
Weinrich	VAN 16	0	0	0	8
	STL 59	1	16	17	44
Linden	82	7	9	16	15
McCarthy	VAN 51	2	4	6	43
	ATL 16	7	3	10	8

Player	GP	G	A	PTS	PIM
Mojzis	7	0	1	1	12
Burrows	43	7	5	12	61
Brown	VAN 12	0	0	0	8
	NJ 35	1	11	12	27
Green	33	4	2	6	14
Bieksa	39	0	6	6	77
Brookbank	32	1	2	3	81
Goren	28	1	2	3	30
Bouck	12	1	1	2	21
Rypien	5	1	0	1	4
Auld	67	0	2	2	4
Balej	1	0	1	1	0
Cloutier	13	0	0	0	4
Butenschon	8	0	0	0	10
Ouellet	4	0	0	0	2
Ryan	1	0	0	0	2
Smith	1	0	0	0	0

Goaltender	GPI	MIN	GA	SO	AVG	W-L-T
McVicar	1	3	0	0	0.00	0-0-0
Auld	67	3,859	189	0	2.94	33-26-6
Cloutier	13	681	36	0	3.17	8-3-1
Ouellet	4	222	12	0	3.24	0-2-1
Noronen	VAN 4	170	10	0	3.53	1-1-0
	BUF 4	168	12	0	4.26	1-2-3

RESULTS

No	Date	Opponent	Score	Record
1	Oct. 5	Phoenix	3-2 W	1-0-0
2	Oct. 8	@ Edmonton	3-4 O (SO)	1-0-1
3	Oct. 10	@ Detroit	4-2 W	2-0-1
4	Oct. 12	@ Minnesota	0-6 L	2-1-1
5	Oct. 14	@ Minnesota	5-3 W	3-1-1
6	Oct. 16	Dallas	5-2 W	4-1-1
7	Oct. 18	Chicago	6-2 W	5-1-1
8	Oct. 20	Phoenix	3-2 W	6-1-1
9	Oct. 22	Colorado	6-4 W	7-1-1
10	Oct. 25	@ Minnesota	3-1 W	8-1-1
11	Oct. 27	@ Colorado	2-6 L	8-2-1
12	Oct. 29	@ Colorado	3-4 O (OT)	8-2-2
13	Nov. 2	Minnesota	2-1 W	9-2-2
14	Nov. 4	Columbus	5-3 W	10-2-2
15	Nov. 5	@ Calgary	0-1 L	10-3-2
16	Nov. 7	@ Calgary	3-4 L	10-4-2
17	Nov. 10	Colorado	3-5 L	10-5-2
18	Nov. 13	Detroit	4-1 W	11-5-2
19	Nov. 16	@ San Jose	3-1 W	12-5-2
20	Nov. 17	@ Los Angeles	4-5 L	12-6-2
21	Nov. 20	@ Anaheim	3-2 W	13-6-2
22	Nov. 22	Chicago	3-1 W	14-6-2
23	Nov. 24	San Jose	3-2 W	15-6-2
24	Nov. 26	@ Phoenix	1-2 L	15-7-2
25	Nov. 27	@ Colorado	2-6 L	15-8-2
26	Nov. 30	Colorado	5-2 W	16-8-2
27	Dec. 1	@ Edmonton	3-5 L	16-9-2
28	Dec. 4	Boston	5-2 W	17-9-2
29	Dec. 9	Ottawa	3-2 W (SO)	18-9-2
30	Dec. 13	@ NY Rangers	3-2 W	19-9-2
31	Dec. 15	@ Philadelphia	5-4 W	20-9-2
32	Dec. 17	Edmonton	4-5 O (OT)	20-9-3
33	Dec. 19	Los Angeles	3-4 O (SO)	20-9-4
34	Dec. 21	Edmonton	6-7 L	20-10-4
35	Dec. 23	Calgary	5-6 O (SO)	20-10-5
36	Dec. 26	Calgary	1-2 L	20-11-5
37	Dec. 28	Nashville	4-3 W	21-11-5
38	Dec. 31	@ Minnesota	3-4 L	21-12-5
39	Jan. 2	@ St. Louis	1-4 L	21-13-5
40	Jan. 4	@ Dallas	1-3 L	21-14-5
41	Jan. 5	@ Chicago	3-2 W	22-14-5

No	Date	Opponent	Score	Record
42	Jan. 7	Calgary	4-3 W (OT)	23-14-5
43	Jan. 10	Toronto	4-3 W	24-14-5
44	Jan. 13	@ New Jersey	0-3 L	24-15-5
45	Jan. 14	@ NY Islanders	8-1 W	25-15-5
46	Jan. 16	@ Pittsburgh	4-2 W	26-15-5
47	Jan. 19	Buffalo	4-1 W	27-15-5
48	Jan. 21	Montreal	6-2 W	28-15-5
49	Jan. 23	@ St. Louis	0-4 L	28-16-5
50	Jan. 24	@ Columbus	5-6 L	28-17-5
51	Jan. 26	@ Detroit	1-2 L	28-18-5
52	Jan. 28	@ Colorado	4-3 W (SO)	29-18-5
53	Jan. 31	@ Phoenix	7-4 W	30-18-5
54	Feb. 3	@ Calgary	3-1 W	31-18-5
55	Feb. 4	@ Edmonton	1-3 L	31-19-5
56	Feb. 6	Columbus	7-4 W	32-19-5
57	Feb. 8	St. Louis	2-4 L	32-20-5
58	Feb. 10	Anaheim	1-3 L	32-21-5
59	Feb. 12	Minnesota	3-2 W (OT)	33-21-5
60	Feb. 28	@ Calgary	2-1 W	34-21-5
61	Mar. 2	@ Nashville	1-3 L	34-22-5
62	Mar. 3	@ Chicago	5-4 W (SO)	35-22-5
63	Mar. 5	St. Louis	1-4 L	35-23-5
64	Mar. 9	Nashville	2-3 O (OT)	35-23-6
65	Mar. 11	Dallas	1-2 L	35-24-6
66	Mar. 13	@ Dallas	2-4 L	35-25-6
67	Mar. 14	@ Nashville	0-5 L	35-26-6
68	Mar. 17	@ Columbus	3-2 W	36-26-6
69	Mar. 19	Detroit	3-7 L	36-27-6
70	Mar. 21	@ Edmonton	4-1 W	37-27-6
71	Mar. 23	Edmonton	4-3 W (SO)	38-27-6
72	Mar. 25	Edmonton	2-3 L	38-28-6
73	Mar. 27	Los Angeles	7-4 W	39-28-6
74	Mar. 29	Minnesota	2-1 W	40-28-6
75	Mar. 31	Minnesota	1-2 O (SO)	40-28-7
76	Apr. 2	@ Anaheim	2-6 L	40-29-7
77	Apr. 3	@ Los Angeles	0-1 L	40-30-7
78	Apr. 8	Calgary	3-2 W (OT)	41-30-7
79	Apr. 10	Anaheim	2-4 L	41-31-7
80	Apr. 12	San Jose	4-5 O (OT)	41-31-8
81	Apr. 13	@ San Jose	3-5 L	41-32-8
82	Apr. 15	Colorado	4-3 W (OT)	42-32-8

2006.07 SEASON RECORD

NORTHWEST DIVISION FINISH

1st (105 Points)

COACH

Alain Vigneault

GM

Dave Nonis

CAPTAIN

Markus Naslund

SCORING

Player	GP	G	A	PTS	PIM	Player	GP	G	A	PTS	PIM
D. Sedin	81	36	48	84	36	Burrows	81	3	6	9	93
H. Sedin	82	10	71	81	66	Green	57	2	5	7	25
Naslund	82	24	36	60	54	Fitzpatrick	58	1	6	7	46
Morrison	82	20	31	51	60	Santala	30	1	5	6	24
Smolinski	VAN 20	4	3	7	8	Chouinard	42	2	2	4	10
	CHI 62	14	23	37	29	Edler	22	1	2	3	6
Biekša	81	12	30	42	134	Tremblay	12	1	2	3	12
Pyatt	76	23	14	37	42	Coulombe	7	0	1	1	4
Salo	67	14	23	37	26	Moran	3	0	1	1	2
Ohlund	77	11	20	31	80	Bourdon	9	0	0	0	4
Cooke	81	10	20	30	64	Boucq	6	0	0	0	16
Sopel	VAN 20	1	4	5	10	Reid	3	0	0	0	0
	LA 44	4	19	23	14	Schultz	2	0	0	0	0
Linden	80	12	13	25	34	Goren	2	0	0	0	0
Bulis	79	12	11	23	70	Rypien	2	0	0	0	5
Kesler	48	6	10	16	40	Smith	1	0	0	0	0
Krajicek	78	3	13	16	64	McIver	2	0	0	0	7
Cowan	VAN 42	7	3	10	93						
	LA 21	0	2	2	32						
Mitchell	62	1	10	11	45						

Goaltender	GPI	MIN	GA	SO	AVG	W-L-T
Luongo	76	4,490	171	5	2.29	47-22-6
Sabourin	9	480	21	0	2.63	2-4-1

RESULTS

No	Date	Opponent	Score	Record	No	Date	Opponent	Score	Record
1	Oct. 5	@ Detroit	3-1	1-0-0	42	Jan. 5	Edmonton	3-2 W (OT)	23-18-1
2	Oct. 6	@ Columbus	3-2 W (OT)	2-0-0	43	Jan. 7	Florida	4-3 W (SO)	24-18-1
3	Oct. 8	@ Colorado	2-3 L	2-1-0	44	Jan. 11	Minnesota	2-5 L	24-19-1
4	Oct. 10	@ Minnesota	1-2 O (SO)	2-1-1	45	Jan. 13	@ Toronto	6-1 W	25-19-1
5	Oct. 13	San Jose	4-6 L	2-2-1	46	Jan. 16	@ Montreal	4-0 W	26-19-1
6	Oct. 16	Edmonton	2-1 W	3-2-1	47	Jan. 18	@ Ottawa	2-1 W	27-19-1
7	Oct. 17	@ Edmonton	1-2 L	3-3-1	48	Jan. 19	@ Buffalo	3-4 O (SO)	27-19-2
8	Oct. 20	@ St. Louis	3-2 W (OT)	4-3-1	49	Jan. 26	Los Angeles	2-3 O (OT)	27-19-3
9	Oct. 21	@ Nashville	4-3 W (OT)	5-3-1	50	Jan. 28	San Jose	3-1 W	28-19-3
10	Oct. 23	@ Dallas	1-2 L	5-4-1	51	Jan. 30	Columbus	2-3 O (SO)	28-19-4
11	Oct. 25	@ Chicago	5-0 W	6-4-1	52	Feb. 1	Edmonton	5-3 W	29-19-4
12	Oct. 27	Washington	3-2 W (SO)	7-4-1	53	Feb. 3	@ Calgary	3-4 L	29-20-4
13	Oct. 31	Nashville	2-3 L	7-5-1	54	Feb. 6	@ Edmonton	5-2 W	30-20-4
14	Nov. 2	@ Minnesota	2-5 L	7-6-1	55	Feb. 7	Chicago	0-3 L	30-21-4
15	Nov. 4	@ Colorado	2-3 L	7-7-1	56	Feb. 10	Atlanta	3-2 W	31-21-4
16	Nov. 6	Dallas	2-1 W	8-7-1	57	Feb. 14	@ Minnesota	3-2 W (OT)	32-21-4
17	Nov. 9	Anaheim	0-6 L	8-8-1	58	Feb. 16	@ Chicago	2-1 W (SO)	33-21-4
18	Nov. 11	Calgary	2-3 L	8-9-1	59	Feb. 18	Colorado	5-4 W	34-21-4
19	Nov. 14	Detroit	2-3 L	8-10-1	60	Feb. 20	@ Anaheim	3-2 W (OT)	35-21-4
20	Nov. 17	St. Louis	4-2 W	9-10-1	61	Feb. 22	@ Los Angeles	3-2 W	36-21-4
21	Nov. 19	Chicago	2-1 W	10-10-1	62	Feb. 25	@ Dallas	1-2 O (OT)	36-21-5
22	Nov. 22	@ Detroit	4-3 W (OT)	11-10-1	63	Feb. 27	@ St. Louis	1-3 L	36-22-5
23	Nov. 23	@ Nashville	0-6 L	11-11-1	64	Mar. 1	Phoenix	4-3 W	37-22-5
24	Nov. 25	@ Colorado	1-4 L	11-12-1	65	Mar. 4	Minnesota	4-3 W (SO)	38-22-5
25	Nov. 28	Columbus	1-0 W	12-12-1	66	Mar. 6	Tampa Bay	5-1 W	39-22-5
26	Nov. 30	Anaheim	1-2 L	12-13-1	67	Mar. 8	@ Phoenix	4-2 W	40-22-5
27	Dec. 2	Colorado	2-1 W	13-13-1	68	Mar. 9	@ San Jose	2-1 W (OT)	41-22-5
28	Dec. 4	Edmonton	0-4 L	13-14-1	69	Mar. 11	@ Anaheim	2-4 L	41-23-5
29	Dec. 8	Carolina	4-3 W (OT)	14-14-1	70	Mar. 13	Minnesota	2-3 O (OT)	41-23-6
30	Dec. 9	@ Calgary	3-5 L	14-15-1	71	Mar. 15	St. Louis	3-2 W (OT)	42-23-6
31	Dec. 12	Phoenix	2-5 W	15-15-1	72	Mar. 17	Detroit	4-1 W	43-23-6
32	Dec. 14	Calgary	3-1 W	16-15-1	73	Mar. 19	@ Edmonton	2-1 W	44-23-6
33	Dec. 16	Minnesota	2-1 W	17-15-1	74	Mar. 21	Nashville	2-0 W	45-23-6
34	Dec. 19	@ Minnesota	2-5 L	17-16-1	75	Mar. 25	Colorado	4-5 O (SO)	45-23-7
35	Dec. 21	@ Boston	0-2 L	17-17-1	76	Mar. 27	@ Colorado	3-0 W	46-23-7
36	Dec. 22	@ Columbus	2-3 L	17-18-1	77	Mar. 29	@ Los Angeles	4-2 W	47-23-7
37	Dec. 26	@ Calgary	3-1 W	18-18-1	78	Mar. 31	Calgary	2-3 L	47-24-7
38	Dec. 27	Calgary	6-5 W (OT)	19-18-1	79	Apr. 3	Los Angeles	4-2 W	48-24-7
39	Dec. 30	Edmonton	6-2 W	20-18-1	80	Apr. 5	Colorado	1-3 L	48-25-7
40	Jan. 2	@ Calgary	3-2 W	21-18-1	81	Apr. 7	@ San Jose	4-3 W (OT)	49-25-7
41	Jan. 3	Dallas	2-1 W (SO)	22-18-1	82	Apr. 8	@ Phoenix	1-3 L	49-26-7

CANUCKS

PLAYERS

IN THE SYSTEM

2015-16 REVIEW

OPPONENTS

HISTORY

ALL TIME RECORDS

PLAYOFFS

NHL

MEDIA SERVICES

2007.08 SEASON RECORD

NORTHWEST DIVISION FINISH

5th (88 Points)

COACH

Alain Vigneault

GM

Dave Nonis

CAPTAIN

Markus Naslund

SCORING

Player	GP	G	A	PTS	PIM
H. Sedin	82	15	61	76	56
D. Sedin	82	29	45	74	50
Naslund	82	25	30	55	46
Pyatt	79	16	21	37	60
Kesler	80	21	16	37	79
Burrows	82	12	19	31	179
Morrison	39	9	16	25	18
Salo	63	8	17	25	38
Ohlund	53	9	15	24	79
Raymond	49	9	12	21	2
Edler	75	8	12	20	42
Pettinger	VAN 20	4	2	6	11
	WSH 56	2	5	7	25
Shannon	27	5	8	13	24
Linden	59	7	5	12	15
Mitchell	72	2	10	12	81
Bieksa	34	2	10	12	90

Player	GP	G	A	PTS	PIM
Krajicek	39	2	9	11	36
Isbister	55	6	5	11	38
Ritchie	71	3	8	11	80
Miller	57	1	8	9	32
Jaffray	19	2	4	6	19
Rypien	22	1	2	3	41
Bourdon	27	2	0	2	20
Brown	19	1	0	1	55
Cowan	46	0	1	1	110
Weaver	55	0	1	1	33
Fitzgerald	1	0	0	0	0
McIver	17	0	0	0	52
Hansen	5	0	0	0	2

Goaltender	GPI	MIN	GA	SO	AVG	W-L-T
Luongo	73	4,233	168	6	2.38	35-29-9
Sanford	16	679	32	0	2.83	4-3-1
MacIntyre	2	61	3	0	2.95	0-1-0

RESULTS

No	Date	Opponent	Score	Record
1	Oct. 5	San Jose	1-3 L	0-1-0
2	Oct. 6	@ Calgary	4-3 W (OT)	1-1-0
3	Oct. 10	Philadelphia	2-8 L	1-2-0
4	Oct. 12	@ Edmonton	5-2 W	2-2-0
5	Oct. 13	Edmonton	4-1 W	3-2-0
6	Oct. 15	San Jose	2-4 L	3-3-0
7	Oct. 19	Los Angeles	2-4 L	3-4-0
8	Oct. 21	@ Columbus	4-1 W	4-4-0
9	Oct. 22	@ Carolina	1-3 L	4-5-0
10	Oct. 24	@ Detroit	2-3 L	4-6-0
11	Oct. 26	@ Washington	3-2 W	5-6-0
12	Oct. 28	Detroit	2-3 L	5-7-0
13	Nov. 1	Nashville	0-3 L	5-8-0
14	Nov. 3	@ Colorado	4-3 W	6-8-0
15	Nov. 8	@ Calgary	3-2 W	7-8-0
16	Nov. 9	Colorado	2-1 W (OT)	8-8-0
17	Nov. 14	Edmonton	0-1 O (SO)	8-8-1
18	Nov. 16	Minnesota	6-2 W	9-8-1
19	Nov. 18	Calgary	4-1 W	10-8-1
20	Nov. 20	@ Edmonton	4-5 O (SO)	10-8-2
21	Nov. 21	@ Minnesota	4-2 W	11-8-2
22	Nov. 23	@ St. Louis	1-3 L	11-9-2
23	Nov. 25	Chicago	2-0 W	12-9-2
24	Nov. 27	Anaheim	4-0 W	13-9-2
25	Nov. 29	Columbus	2-0 W	14-9-2
26	Dec. 2	@ Minnesota	1-2 L	14-10-2
27	Dec. 5	@ Chicago	3-2 W	15-10-2
28	Dec. 6	@ Nashville	5-2 W	16-10-2
29	Dec. 8	Pittsburgh	1-2 O (SO)	16-10-3
30	Dec. 10	@ Los Angeles	2-4 L	16-11-3
31	Dec. 12	@ Anaheim	3-2 W	17-11-3
32	Dec. 13	@ San Jose	2-5 L	17-12-3
33	Dec. 15	@ Edmonton	1-2 O (SO)	17-12-4
34	Dec. 18	New Jersey	5-0 W	18-12-4
35	Dec. 20	Dallas	3-2 W	19-12-4
36	Dec. 22	@ Phoenix	2-1 O (SO)	20-12-4
37	Dec. 23	@ Colorado	1-3 L	20-13-4
38	Dec. 27	Calgary	5-3 W	21-13-4
39	Dec. 30	Anaheim	2-1 W	22-13-4
40	Dec. 31	@ Calgary	1-2 L	22-14-4
41	Jan. 3	NY Rangers	3-0 W	23-14-4

No	Date	Opponent	Score	Record
42	Jan. 8	NY Islanders	3-2 O (SO)	24-14-4
43	Jan. 10	@ San Jose	1-3 L	24-15-4
44	Jan. 11	Phoenix	3-4 L	24-16-4
45	Jan. 13	@ St. Louis	4-3 O (SO)	25-16-4
46	Jan. 15	@ Columbus	2-3 L	25-17-4
47	Jan. 17	@ Detroit	2-3 O (SO)	25-17-5
48	Jan. 19	Los Angeles	3-4 L	25-18-5
49	Jan. 21	Minnesota	2-4 L	25-19-5
50	Jan. 23	St. Louis	3-2 O (SO)	26-19-5
51	Jan. 29	Dallas	3-4 L	26-20-5
52	Jan. 31	@ Tampa Bay	3-4 L	26-21-5
53	Feb. 1	@ Florida	3-4 O (SO)	26-21-6
54	Feb. 5	@ Dallas	2-3 O (SO)	26-21-7
55	Feb. 7	@ Atlanta	2-1 W	27-21-7
56	Feb. 9	Colorado	2-6 L	27-22-7
57	Feb. 10	Chicago	3-2 W (OT)	28-22-7
58	Feb. 14	Minnesota	4-5 O (SO)	28-22-8
59	Feb. 16	Edmonton	4-2 W	29-22-8
60	Feb. 19	@ Minnesota	3-2 O (OT)	30-22-8
61	Feb. 21	@ Nashville	3-2 O (SO)	31-22-8
62	Feb. 23	Detroit	4-1 W	32-22-8
63	Feb. 27	Colorado	2-3 O (SO)	32-22-9
64	Feb. 29	Columbus	2-3 O (OT)	32-22-10
65	Mar. 2	@ Chicago	1-4 L	32-23-10
66	Mar. 4	@ Colorado	1-2 L	32-24-10
67	Mar. 6	Nashville	6-2 W	33-24-10
68	Mar. 8	St. Louis	4-2 W	34-24-10
69	Mar. 10	@ Los Angeles	2-1 W (OT)	35-24-10
70	Mar. 12	@ Anaheim	1-4 L	35-25-10
71	Mar. 13	@ Phoenix	0-2 L	35-26-10
72	Mar. 15	@ Dallas	4-3 W	36-26-10
73	Mar. 17	Phoenix	3-1 W	37-26-10
74	Mar. 20	@ Edmonton	4-1 W	38-26-10
75	Mar. 21	Minnesota	1-2 L	38-27-10
76	Mar. 25	@ Calgary	2-3 L	38-28-10
77	Mar. 26	@ Colorado	3-6 L	38-29-10
78	Mar. 28	@ Minnesota	0-4 L	38-30-10
79	Mar. 30	Calgary	6-2 W	39-30-10
80	Apr. 1	Colorado	2-4 L	39-31-10
81	Apr. 3	Edmonton	1-2 L	39-32-10
82	Apr. 5	Calgary	1-7 L	39-33-10

2008.09 SEASON RECORD

NORTHWEST DIVISION FINISH

1st (100 Points)

COACH

Alain Vigneault

GM

Michael D. Gillis

CAPTAIN

Roberto Luongo

SCORING

Player	GP	G	A	PTS	PIM
D. Sedin	82	31	51	82	36
H. Sedin	82	22	60	82	48
Kesler	82	26	33	59	61
Demitra	69	20	33	53	20
Burrows	82	28	23	51	150
Biekša	72	11	32	43	97
Edler	80	10	27	37	54
Bernier	81	15	17	32	27
Sundin	41	9	19	28	28
Wellwood	74	18	9	27	4
Ohlund	82	6	19	25	105
Salo	60	5	20	25	26
Mitchell	82	3	20	23	59
Raymond	72	11	12	23	24
Hansen	55	6	15	21	37
Pyatt	69	10	9	19	43

Player	GP	G	A	PTS	PIM
Vaananen	VAN 3	0	1	1	0
	PHI 46	1	9	10	22
O'Brien	77	0	10	10	196
Johnson	62	2	7	9	12
Hordichuk	73	4	1	5	109
Jaffray	14	2	2	4	14
Rypien	12	3	0	3	19
Davison	23	0	2	2	51
Krog	4	1	0	1	2
Bolduc	7	0	1	1	4
Ouellet	3	0	0	0	0

Goaltender	GPI	MIN	GA	SO	AVG	W-L-T
Luongo	54	3,181	124	9	2.34	33-13-7
LaBarbera	28	1,447	67	2	2.78	8-10-6
Sanford	19	973	42	1	2.59	7-8-0
Schneider	8	355	20	0	3.38	2-4-1

RESULTS

No	Date	Opponent	Score	Record
1	Oct. 9	Calgary	6-0 W	1-0-0
2	Oct. 11	@ Calgary	5-4 W (OT)	2-0-0
3	Oct. 13	@ Washington	1-5 L	2-1-0
4	Oct. 16	@ Detroit	4-3 W (OT)	3-1-0
5	Oct. 17	@ Buffalo	2-5 L	3-2-0
6	Oct. 19	@ Chicago	2-4 L	3-3-0
7	Oct. 21	@ Columbus	2-4 L	3-4-0
8	Oct. 25	Edmonton	6-3 W	4-4-0
9	Oct. 28	Boston	0-1 L	4-5-0
10	Oct. 30	@ Los Angeles	4-0 W	5-5-0
11	Oct. 31	@ Anaheim	7-6 W (SO)	6-5-0
12	Nov. 2	Detroit	2-3 L	6-6-0
13	Nov. 4	Nashville	4-0 W	7-6-0
14	Nov. 6	Phoenix	1-0 W	8-6-0
15	Nov. 8	Minnesota	2-0 W	9-6-0
16	Nov. 12	Colorado	2-1 O (SO)	9-6-1
17	Nov. 15	Toronto	4-2 W	10-6-1
18	Nov. 17	@ NY Islanders	2-1 O (SO)	10-6-2
19	Nov. 19	@ NY Rangers	6-3 W	11-6-2
20	Nov. 20	@ Minnesota	3-2 W	12-6-2
21	Nov. 22	@ Pittsburgh	3-1 W	13-6-2
22	Nov. 24	Detroit	3-2 W (OT)	14-6-2
23	Nov. 27	Calgary	3-4 L	14-7-2
24	Nov. 29	@ Calgary	1-3 L	14-8-2
25	Dec. 1	@ Columbus	2-3 L	14-9-2
26	Dec. 4	@ Detroit	5-6 L	14-10-2
27	Dec. 5	@ Minnesota	2-1 W	15-10-2
28	Dec. 7	@ Colorado	4-5 O (SO)	15-10-3
29	Dec. 9	@ Nashville	3-1 W	16-10-3
30	Dec. 13	@ Edmonton	0-3 L	16-11-3
31	Dec. 14	Florida	5-3 W	17-11-3
32	Dec. 17	Edmonton	4-2 W	18-11-3
33	Dec. 20	Chicago	1-3 L	18-12-3
34	Dec. 22	Anaheim	4-3 W	19-12-3
35	Dec. 23	@ San Jose	0-5 L	19-13-3
36	Dec. 26	Edmonton	2-3 L	19-14-3
37	Dec. 28	Ottawa	3-0 W	20-14-3
38	Dec. 30	Philadelphia	2-3 L	20-15-3
39	Jan. 1	@ Nashville	2-1 W	21-15-3
40	Jan. 2	@ Atlanta	3-4 O (SO)	21-15-4
41	Jan. 4	Dallas	2-3 O (SO)	21-15-5

No	Date	Opponent	Score	Record
42	Jan. 7	@ Edmonton	4-2 W	22-15-5
43	Jan. 9	St. Louis	4-6 L	22-16-5
44	Jan. 10	San Jose	2-4 L	22-17-5
45	Jan. 13	New Jersey	3-5 L	22-18-5
46	Jan. 15	Phoenix	1-4 L	22-19-5
47	Jan. 18	Columbus	5-6 O (SO)	22-19-6
48	Jan. 20	@ San Jose	2-1 O (OT)	22-19-7
49	Jan. 28	Nashville	3-5 L	22-20-7
50	Jan. 31	Minnesota	3-4 O (OT)	22-20-8
51	Feb. 3	Carolina	4-3 W	23-20-8
52	Feb. 7	Chicago	7-3 W	24-20-8
53	Feb. 10	@ St. Louis	6-4 W	25-20-8
54	Feb. 12	@ Phoenix	4-3 W	26-20-8
55	Feb. 13	@ Dallas	1-2 L	26-21-8
56	Feb. 15	Montreal	4-2 W	27-21-8
57	Feb. 17	@ Calgary	4-3 W (SO)	28-21-8
58	Feb. 19	@ Ottawa	5-2 W	29-21-8
59	Feb. 21	@ Toronto	3-2 W (SO)	30-21-8
60	Feb. 24	@ Montreal	0-3 L	30-22-8
61	Feb. 27	Tampa Bay	2-1 W	31-22-8
62	Mar. 1	Columbus	3-1 W	32-22-8
63	Mar. 3	Minnesota	4-2 W	33-22-8
64	Mar. 7	San Jose	3-1 W	34-22-8
65	Mar. 9	@ Los Angeles	2-3 L	34-23-8
66	Mar. 11	@ Anaheim	4-3 O (OT)	34-23-9
67	Mar. 13	Los Angeles	4-2 W	35-23-9
68	Mar. 15	Colorado	4-2 W	36-23-9
69	Mar. 17	Dallas	4-2 W	37-23-9
70	Mar. 19	St. Louis	3-0 W	38-23-9
71	Mar. 21	@ Phoenix	1-5 L	38-24-9
72	Mar. 24	@ Dallas	5-2 W	39-24-9
73	Mar. 26	@ St. Louis	2-4 L	39-25-9
74	Mar. 27	@ Colorado	4-1 W	40-25-9
75	Mar. 29	@ Chicago	4-0 W	41-25-9
76	Mar. 31	@ Minnesota	2-1 W (OT)	42-25-9
77	Apr. 2	Anaheim	5-6 O (SO)	42-25-10
78	Apr. 4	@ Edmonton	3-5 L	42-26-10
79	Apr. 5	Colorado	1-4 L	42-27-10
80	Apr. 7	Calgary	4-1 W	43-27-10
81	Apr. 9	Los Angeles	1-0 W	44-27-10
82	Apr. 11	@ Colorado	1-0 W (OT)	45-27-10

CANUCKS

PLAYERS

IN THE SYSTEM

2015-16 REVIEW

OPPONENTS

HISTORY

ALL TIME RECORDS

PLAYOFFS

NHL

MEDIA SERVICES

2009.10 SEASON RECORD

NORTHWEST DIVISION FINISH

1st (103 Points)

COACH

Alain Vigneault

GM

Michael D. Gillis

CAPTAIN

Roberto Luongo

SCORING

Player	GP	G	A	PTS	PIM
H. Sedin	82	29	83	112	48
D. Sedin	63	29	56	85	28
Kesler	82	25	50	75	104
Burrows	82	35	32	67	121
Samuelsson	74	30	23	53	64
Raymond	82	25	28	53	48
Ehrhoff	80	14	30	44	42
Edler	76	5	37	42	40
Salo	68	9	19	28	18
Wellwood	75	14	11	25	12
Bernier	59	11	11	22	21
Bieksa	55	3	19	22	85
Demitra	28	3	13	16	0
Hansen	47	9	6	15	18
Mitchell	48	4	8	12	48
Grabner	20	5	6	11	8
Glass	67	4	7	11	115
Rypien	69	4	4	8	126

Player	GP	G	A	PTS	PIM
O'Brien	65	2	6	8	79
Johnson	58	1	4	5	12
M. Schneider	17	2	3	5	12
Rome	49	0	4	4	24
Pettinger	9	1	2	3	6
Baumgartner	12	1	1	2	2
Alberts	14	1	1	2	13
Hordichuk	56	1	1	2	142
Lukowich	13	1	1	2	4
Shirokov	6	0	0	0	2
Bliznak	2	0	0	0	0
Bolduc	15	0	0	0	13
Desbiens	1	0	0	0	2
Oberg	2	0	0	0	0

Goaltender	GPI	MIN	GA	SO	AVG	W-L-T
Luongo	68	3,899	167	4	2.57	40-22-4
Raycroft	21	967	39	1	2.42	9-5-1
C. Schneider	2	78	5	0	3.80	0-1-0

RESULTS

No	Date	Opponent	Score	Record
1	Oct. 1	@ Calgary	3-5 L	0-1-0
2	Oct. 3	@ Colorado	0-3 L	0-2-0
3	Oct. 5	Columbus	3-5 L	0-3-0
4	Oct. 7	Montreal	7-1 W	1-3-0
5	Oct. 11	Dallas	4-3 W (SO)	2-3-0
6	Oct. 16	@ Calgary	3-5 L	2-4-0
7	Oct. 17	Minnesota	2-1 W	3-4-0
8	Oct. 19	@ Edmonton	1-2 L	3-5-0
9	Oct. 21	@ Chicago	3-2 W	4-5-0
10	Oct. 24	Toronto	3-1 W	5-5-0
11	Oct. 25	Edmonton	2-0 W	6-5-0
12	Oct. 27	Detroit	4-5 L	6-6-0
13	Oct. 29	@ Los Angeles	2-1 W (SO)	7-6-0
14	Oct. 30	@ Anaheim	2-7 L	7-7-0
15	Nov. 1	Colorado	3-0 W	8-7-0
16	Nov. 3	NY Rangers	4-1 W	9-7-0
17	Nov. 5	@ Minnesota	5-2 W	10-7-0
18	Nov. 6	@ Dallas	1-2 L	10-8-0
19	Nov. 10	@ St. Louis	1-6 L	10-9-0
20	Nov. 12	@ Detroit	1-3 L	10-10-0
21	Nov. 14	@ Colorado	8-2 W	11-10-0
22	Nov. 20	Colorado	5-2 W	12-10-0
23	Nov. 22	Chicago	0-1 L	12-11-0
24	Nov. 26	Los Angeles	4-1 W	13-11-0
25	Nov. 28	Edmonton	7-3 W	14-11-0
26	Nov. 29	San Jose	2-4 L	14-12-0
27	Dec. 2	@ New Jersey	5-2 W	15-12-0
28	Dec. 3	@ Philadelphia	3-0 W	16-12-0
29	Dec. 5	@ Carolina	3-5 L	16-13-0
30	Dec. 8	@ Nashville	2-4 L	16-14-0
31	Dec. 10	Atlanta	4-2 W	17-14-0
32	Dec. 12	Minnesota	4-3 W	18-14-0
33	Dec. 14	Los Angeles	3-1 W	19-14-0
34	Dec. 16	Anaheim	2-3 L	19-15-0
35	Dec. 18	Washington	3-2 W	20-15-0
36	Dec. 20	St. Louis	1-3 L	20-16-0
37	Dec. 22	Nashville	4-1 W	21-16-0
38	Dec. 26	Edmonton	4-1 W	22-16-0
39	Dec. 27	@ Calgary	5-1 W	23-16-0
40	Dec. 29	@ Phoenix	2-3 O (SO)	23-16-1
41	Dec. 31	@ St. Louis	4-3 W (OT)	24-16-1

No	Date	Opponent	Score	Record
42	Jan. 2	@ Dallas	3-1 W	25-16-1
43	Jan. 5	Columbus	7-3 W	26-16-1
44	Jan. 7	Phoenix	4-0 W	27-16-1
45	Jan. 9	Calgary	2-3 O (SO)	27-16-2
46	Jan. 11	Nashville	2-3 L	27-17-2
47	Jan. 13	@ Minnesota	2-5 L	27-18-2
48	Jan. 16	Pittsburgh	6-2 W	28-18-2
49	Jan. 20	@ Edmonton	3-2 W (OT)	29-18-2
50	Jan. 21	Dallas	4-3 W	30-18-2
51	Jan. 23	Chicago	5-1 W	31-18-2
52	Jan. 25	Buffalo	3-2 W	32-18-2
53	Jan. 27	St. Louis	3-2 W	33-18-2
54	Jan. 30	@ Toronto	5-3 W	34-18-2
55	Feb. 2	@ Montreal	2-3 L	34-19-2
56	Feb. 4	@ Ottawa	1-3 L	34-20-2
57	Feb. 6	@ Boston	3-2 W (SO)	35-20-2
58	Feb. 9	@ Tampa Bay	1-3 L	35-21-2
59	Feb. 11	@ Florida	3-0 W	36-21-2
60	Feb. 12	@ Columbus	4-3 W	37-21-2
61	Feb. 14	@ Minnesota	2-6 L	37-22-2
62	Mar. 2	@ Columbus	4-3 W (OT)	38-22-2
63	Mar. 3	@ Detroit	6-3 W	39-22-2
64	Mar. 5	@ Chicago	3-6 L	39-23-2
65	Mar. 7	@ Nashville	4-2 W	40-23-2
66	Mar. 9	@ Colorado	6-4 W	41-23-2
67	Mar. 10	@ Phoenix	3-4 O (SO)	41-23-3
68	Mar. 13	Ottawa	5-1 W	42-23-3
69	Mar. 14	Calgary	3-1 W	43-23-3
70	Mar. 16	NY Islanders	2-5 L	43-24-3
71	Mar. 18	San Jose	3-2 W	44-24-3
72	Mar. 20	Detroit	3-4 O (OT)	44-24-4
73	Mar. 23	@ Edmonton	2-3 L	44-25-4
74	Mar. 24	Anaheim	4-1 W	45-25-4
75	Mar. 27	@ San Jose	2-4 L	45-26-4
76	Mar. 30	Phoenix	4-1 W	46-26-4
77	Apr. 1	@ Los Angeles	3-8 L	46-27-4
78	Apr. 2	@ Anaheim	5-4 W (SO)	47-27-4
79	Apr. 4	Minnesota	4-3 W (OT)	48-27-4
80	Apr. 6	Colorado	3-4 O (SO)	48-27-5
81	Apr. 8	@ San Jose	2-4 L	48-28-5
82	Apr. 10	Calgary	7-3 W	49-28-5

2010.11 SEASON RECORD

NORTHWEST DIVISION FINISH

1st (117 Points)

COACH

Alain Vigneault

GM

Michael D. Gillis

CAPTAIN

Henrik Sedin

SCORING

Player	GP	G	A	PTS	PIM	Player	GP	G	A	PTS	PIM	
D. Sedin	82	41	63	104	32	Alberts	42	1	6	7	41	
H. Sedin	82	19	75	94	40	Rome	56	1	4	5	53	
Kesler	82	41	32	73	66	Bolduc	24	2	2	4	21	
Samuelsson	75	18	32	50	36	Oreskovich	16	0	3	3	8	
Ehrhoff	79	14	36	50	52	Sweatt	3	1	1	2	2	
Burrows	72	26	22	48	77	Hodgson	8	1	1	2	0	
Raymond	70	15	24	39	10	Volpatti	15	1	1	2	16	
Edler	51	8	25	33	24	Schaefer	16	1	1	2	2	
Malhotra	72	11	19	30	22	Shirokov	2	1	0	1	0	
Torres	80	14	15	29	78	Bliznak	4	1	0	1	0	
Hansen	82	9	20	29	32	Rypien	9	0	1	1	31	
Higgins VAN	14	2	3	5	6	Tanev	29	0	1	1	0	
FLA	48	11	12	23	10	Oberg	2	0	0	0	0	
Hamhuis	64	6	17	23	34	Andersson	4	0	0	0	0	
Biekas	66	6	16	22	73	Parent	4	0	0	0	0	
Tambellini	62	9	8	17	18	Sauve	5	0	0	0	0	
Lapierre VAN	19	1	0	1	8	Perrault	7	0	0	0	0	
ANA	21	0	3	3	9	Desbiens	12	0	0	0	10	
MTL	38	5	3	8	63							
Glass	73	3	7	10	72	Goaltender	GPI	MIN	GA	SO	AVG	W-L-T
Salo	27	3	4	7	14	Luongo	60	3,590	126	4	2.11	38-15-7
Ballard	65	2	5	7	53	Schneider	25	1,372	51	1	2.23	16-4-2

RESULTS

No	Date	Opponent	Score	Record	No	Date	Opponent	Score	Record
1	Oct. 9	Los Angeles	1-2 O (SO)	0-0-1	42	Jan. 11	@ NY Islanders	4-3 W (SO)	28-8-6
2	Oct. 11	Florida	2-1 W	1-0-1	43	Jan. 13	@ NY Rangers	0-1 L	28-9-6
3	Oct. 13	@ Anaheim	3-4 L	1-1-1	44	Jan. 14	@ Washington	4-2 W	29-9-6
4	Oct. 15	@ Los Angeles	1-4 L	1-2-1	45	Jan. 16	@ Minnesota	0-4 L	29-10-6
5	Oct. 17	Carolina	5-1 W	2-2-1	46	Jan. 18	@ Colorado	3-4 O (OT)	29-10-7
6	Oct. 19	@ Minnesota	2-6 L	2-3-1	47	Jan. 20	San Jose	1-2 O (SO)	29-10-8
7	Oct. 20	@ Chicago	1-2 O (SO)	2-3-2	48	Jan. 22	Calgary	3-4 O (SO)	29-10-9
8	Oct. 22	Minnesota	5-1 W	3-3-2	49	Jan. 24	Dallas	3-1 W	30-10-9
9	Oct. 26	Colorado	4-3 W (OT)	4-3-2	50	Jan. 26	Nashville	2-1 W	31-10-9
10	Nov. 1	New Jersey	3-0 W	5-3-2	51	Feb. 1	@ Dallas	4-1 W	32-10-9
11	Nov. 2	@ Edmonton	4-3 W	6-3-2	52	Feb. 2	@ Phoenix	6-0 W	33-10-9
12	Nov. 4	@ Colorado	3-1 W	7-3-2	53	Feb. 4	Chicago	4-3 W	34-10-9
13	Nov. 6	Detroit	6-4 W	8-3-2	54	Feb. 7	Ottawa	4-2 W	35-10-9
14	Nov. 9	@ Montreal	0-2 L	8-4-2	55	Feb. 9	Anaheim	3-4 L	35-11-9
15	Nov. 11	@ Ottawa	6-2 W	9-4-2	56	Feb. 12	Calgary	4-2 W	36-11-9
16	Nov. 13	@ Toronto	5-3 W	10-4-2	57	Feb. 14	@ St. Louis	2-3 L	36-12-9
17	Nov. 15	@ Buffalo	3-4 O (OT)	10-4-3	58	Feb. 15	@ Minnesota	4-1 W	37-12-9
18	Nov. 17	@ Pittsburgh	1-3 L	10-5-3	59	Feb. 17	@ Nashville	1-3 L	37-13-9
19	Nov. 20	Chicago	1-7 L	10-6-3	60	Feb. 19	Dallas	5-2 W	38-13-9
20	Nov. 21	Phoenix	2-3 L	10-7-3	61	Feb. 22	Montreal	2-3 L	38-14-9
21	Nov. 24	Colorado	4-2 W	11-7-3	62	Feb. 24	St. Louis	3-2 W	39-14-9
22	Nov. 26	San Jose	6-1 W	12-7-3	63	Feb. 26	Boston	1-3 L	39-15-9
23	Dec. 1	@ Calgary	7-2 W	13-7-3	64	Mar. 1	Columbus	2-1 W (SO)	40-15-9
24	Dec. 3	@ Chicago	3-0 W	14-7-3	65	Mar. 3	Nashville	0-3 L	40-16-9
25	Dec. 5	St. Louis	2-3 L	14-8-3	66	Mar. 5	@ Los Angeles	3-1 W	41-16-9
26	Dec. 8	Anaheim	5-4 W (SO)	15-8-3	67	Mar. 6	@ Anaheim	3-0 W	42-16-9
27	Dec. 11	Tampa Bay	4-5 O (OT)	15-8-4	68	Mar. 8	@ Phoenix	4-3 W (OT)	43-16-9
28	Dec. 12	@ Edmonton	2-1 W	16-8-4	69	Mar. 10	@ San Jose	5-4 W (SO)	44-16-9
29	Dec. 15	Columbus	3-2 W (OT)	17-8-4	70	Mar. 12	@ Calgary	4-3 W	45-16-9
30	Dec. 18	Toronto	4-1 W	18-8-4	71	Mar. 14	Minnesota	4-2 W	46-16-9
31	Dec. 20	@ St. Louis	3-1 W	19-8-4	72	Mar. 16	Colorado	4-2 W	47-16-9
32	Dec. 22	@ Detroit	4-5 O (OT)	19-8-5	73	Mar. 18	Phoenix	1-3 L	47-17-9
33	Dec. 23	@ Columbus	7-3 W	20-8-5	74	Mar. 23	@ Detroit	2-1 W	48-17-9
34	Dec. 26	Edmonton	3-2 W	21-8-5	75	Mar. 25	@ Atlanta	3-1 W	49-17-9
35	Dec. 28	Philadelphia	6-2 W	22-8-5	76	Mar. 27	@ Columbus	4-1 W	50-17-9
36	Dec. 31	@ Dallas	4-1 W	23-8-5	77	Mar. 29	@ Nashville	3-1 W	51-17-9
37	Jan. 2	@ Colorado	2-1 W	24-8-5	78	Mar. 31	Los Angeles	3-1 W	52-17-9
38	Jan. 3	@ San Jose	4-3 W	25-8-5	79	Apr. 2	Edmonton	1-4 L	52-18-9
39	Jan. 5	Calgary	3-1 W	26-8-5	80	Apr. 5	@ Edmonton	0-2 L	52-19-9
40	Jan. 7	Edmonton	6-1 W	27-8-5	81	Apr. 7	Minnesota	5-0 W	53-19-9
41	Jan. 8	Detroit	1-2 O (SO)	27-8-6	82	Apr. 9	@ Calgary	3-2 W (OT)	54-19-9

CANUCKS

PLAYERS

IN THE SYSTEM

2015.18 REVIEW

OPPONENTS

HISTORY

ALL TIME RECORDS

PLAYOFFS

NHL

MEDIA SERVICES

2011.12 SEASON RECORD

NORTHWEST DIVISION FINISH

1st (111 Points)

COACH

Alain Vigneault

GM

Michael D. Gillis

CAPTAIN

Henrik Sedin

SCORING

Player	GP	G	A	PTS	PIM
H. Sedin	82	14	67	81	52
D. Sedin	72	30	37	67	40
Burrows	80	28	24	52	90
Kesler	77	22	27	49	56
Edler	82	11	38	49	34
Biekša	78	8	36	44	94
Higgins	71	18	25	43	16
Hansen	82	16	23	39	34
Hamhuis	82	4	33	37	46
Hodgson	63	16	17	33	8
Booth VAN	56	16	13	29	32
FLA	6	0	1	1	2
Salo	69	9	16	25	10
Raymond	55	10	10	20	18
Lapierre	82	9	10	19	130
Malhotra	78	7	11	18	14
Pahlsson VAN	19	2	4	6	12
CBJ	61	2	9	11	22
Gragnani VAN	14	1	2	3	6
BUF	44	1	11	12	20

Player	GP	G	A	PTS	PIM
Rome	43	4	6	10	46
Kassian	17	1	2	3	31
VAN	27	3	4	7	20
BUF	68	4	4	8	81
Weise	47	1	6	7	64
Ballard	18	5	1	6	6
Ebbett	10	1	3	4	14
Bitz	44	2	1	3	40
Alberts	6	1	2	3	6
Samuelsson	25	0	2	2	2
Tanev	6	0	2	2	5
Duco	23	1	0	1	37
Volpatti	12	0	1	1	2
Sulzer	6	0	0	0	0
Mancari	6	0	0	0	2
Sturm	2	0	0	0	0
Sweatt	1	0	0	0	7
Oreskovich					

Goaltender	GPI	MIN	GA	SO	AVG	W-L-T
Luongo	55	3,162	127	5	2.41	31-14-8
Schneider	33	1,833	60	3	1.96	20-8-1

RESULTS

No	Date	Opponent	Score	Record
1	Oct. 6	Pittsburgh	3-4 O (SO)	0-0-1
2	Oct. 10	@ Columbus	3-2 W	1-0-1
3	Oct. 12	@ Philadelphia	4-5 L	1-1-1
4	Oct. 13	@ Detroit	0-2 L	1-2-1
5	Oct. 15	@ Edmonton	4-3 W	2-2-1
6	Oct. 18	NY Rangers	0-4 L	2-3-1
7	Oct. 20	Nashville	5-1 W	3-3-1
8	Oct. 22	Minnesota	3-2 W (OT)	4-3-1
9	Oct. 25	@ Edmonton	2-3 L	4-4-1
10	Oct. 26	St. Louis	0-3 L	4-5-1
11	Oct. 29	Washington	7-4 W	5-5-1
12	Nov. 1	@ Calgary	5-1 W	6-5-1
13	Nov. 3	@ Minnesota	1-5 L	6-6-1
14	Nov. 4	@ St. Louis	2-3 L	6-7-1
15	Nov. 6	@ Chicago	6-2 W	7-7-1
16	Nov. 10	@ Los Angeles	3-2 W	8-7-1
17	Nov. 11	@ Anaheim	3-4 L	8-8-1
18	Nov. 13	NY Islanders	4-1 W	9-8-1
19	Nov. 16	Chicago	1-5 L	9-9-1
20	Nov. 20	Ottawa	2-1 W (OT)	10-9-1
21	Nov. 23	@ Colorado	3-0 W	11-9-1
22	Nov. 25	@ Phoenix	5-0 W	12-9-1
23	Nov. 26	@ San Jose	3-2 W	13-9-1
24	Nov. 29	Columbus	4-1 W	14-9-1
25	Dec. 1	Nashville	5-6 L	14-10-1
26	Dec. 4	Calgary	5-1 W	15-10-1
27	Dec. 6	Colorado	6-0 W	16-10-1
28	Dec. 8	@ Montreal	4-3 W (SO)	17-10-1
29	Dec. 10	@ Ottawa	4-1 W	18-10-1
30	Dec. 13	@ Columbus	1-2 O (SO)	18-10-2
31	Dec. 15	@ Carolina	3-4 L	18-11-2
32	Dec. 17	@ Toronto	5-3 W	19-11-2
33	Dec. 19	Minnesota	4-0 W	20-11-2
34	Dec. 21	Detroit	4-2 W (OT)	21-11-2
35	Dec. 23	Calgary	1-3 L	21-12-2
36	Dec. 26	Edmonton	5-3 W	22-12-2
37	Dec. 28	@ San Jose	3-2 W (OT)	23-12-2
38	Dec. 29	@ Anaheim	5-2 W	24-12-2
39	Dec. 31	@ Los Angeles	1-4 L	24-13-2
40	Jan. 2	San Jose	2-3 O (SO)	24-13-3
41	Jan. 4	Minnesota	3-0 W	25-13-3

No	Date	Opponent	Score	Record
42	Jan. 7	@ Boston	4-3 W	26-13-3
43	Jan. 9	@ Florida	1-2 L	26-14-3
44	Jan. 10	@ Tampa Bay	5-4 W (SO)	27-14-3
45	Jan. 12	@ St. Louis	3-2 W (OT)	28-14-3
46	Jan. 15	Anaheim	2-4 L	28-15-3
47	Jan. 17	Los Angeles	2-3 O (SO)	28-15-4
48	Jan. 21	San Jose	4-3 W	29-15-4
49	Jan. 24	Edmonton	3-2 W (SO)	30-15-4
50	Jan. 31	Chicago	3-2 W (OT)	31-15-4
51	Feb. 2	Detroit	3-4 O (SO)	31-15-5
52	Feb. 4	@ Colorado	3-2 W (SO)	32-15-5
53	Feb. 7	@ Nashville	4-3 W (SO)	33-15-5
54	Feb. 9	@ Minnesota	5-2 W	34-15-5
55	Feb. 11	@ Calgary	2-3 O (SO)	34-15-6
56	Feb. 13	Phoenix	2-1 W (SO)	35-15-6
57	Feb. 15	Colorado	3-1 W	36-15-6
58	Feb. 18	Toronto	6-2 W	37-15-6
59	Feb. 19	@ Edmonton	5-2 W	38-15-6
60	Feb. 21	@ Nashville	1-3 L	38-16-6
61	Feb. 23	@ Detroit	4-3 W (SO)	39-16-6
62	Feb. 24	@ New Jersey	2-1 W	40-16-6
63	Feb. 26	@ Dallas	2-3 O (OT)	40-16-7
64	Feb. 28	@ Phoenix	1-2 O (SO)	40-16-8
65	Mar. 1	St. Louis	2-0 W	41-16-8
66	Mar. 3	Buffalo	3-5 L	41-17-8
67	Mar. 6	Dallas	2-5 L	41-18-8
68	Mar. 8	Winnipeg	3-2 W	42-18-8
69	Mar. 10	Montreal	1-4 L	42-19-8
70	Mar. 14	Phoenix	4-5 L	42-20-8
71	Mar. 17	Columbus	4-3 W	43-20-8
72	Mar. 19	@ Minnesota	0-2 L	43-21-8
73	Mar. 21	@ Chicago	1-2 O (OT)	43-21-9
74	Mar. 22	@ Dallas	2-1 W	44-21-9
75	Mar. 24	@ Colorado	3-2 W (OT)	45-21-9
76	Mar. 26	Los Angeles	1-0 W	46-21-9
77	Mar. 28	Colorado	1-0 W	47-21-9
78	Mar. 30	Dallas	5-2 W	48-21-9
79	Mar. 31	Calgary	3-2 W (OT)	49-21-9
80	Apr. 3	Anaheim	5-4 W (SO)	50-21-9
81	Apr. 5	@ Calgary	2-3 L	50-22-9
82	Apr. 7	Edmonton	3-0 W	51-22-9

CANUCKS

PLAYERS

IN THE SYSTEM

2015.16 REVIEW

OPPONENTS

HISTORY

ALL TIME RECORDS

PLAYOFFS

NHL

MEDIA SERVICES

2012.13 SEASON RECORD

NORTHWEST DIVISION FINISH

1st (59 Points)

COACH

Alain Vigneault

GM

Michael D. Gillis

CAPTAIN

Henrik Sedin

SCORING

Player	GP	G	A	PTS	PIM
H. Sedin	48	11	34	45	24
D. Sedin	47	12	28	40	18
Roy	12	3	3	6	2
VAN					
DAL	30	4	18	22	4
Hansen	47	10	17	27	8
Burrows	47	13	11	24	54
Hamhuis	47	4	20	24	12
Raymond	46	10	12	22	16
Edler	45	8	14	22	37
Garrison	47	8	8	16	28
Higgins	41	10	5	15	10
Kesler	17	4	9	13	12
Biekša	36	6	6	12	48
Kassian	39	7	4	11	51
Lapierre	48	4	6	10	45
Schroeder	31	3	6	9	4
Tanev	38	2	5	7	10
Weise	40	3	3	6	43

Player	GP	G	A	PTS	PIM
Ebbett	28	1	5	6	4
Booth	12	1	2	3	4
Sestito	23	1	0	1	53
VAN					
PHI	7	2	0	2	12
Ballard	36	0	2	2	29
Barker	14	0	2	2	4
Volpatti	16	1	0	1	28
VAN					
Alberts	24	0	1	1	32
Pinizzotto	12	0	0	0	29
Malhotra	9	0	0	0	0
Corrado	3	0	0	0	0
Gordon	6	0	0	0	0
Joslin	2	0	0	0	0
Jensen	2	0	0	0	0
Sweatt	1	0	0	0	0

Goaltender	GPI	MIN	GA	SO	AVG	W-L-T
Schneider	30	1,733	61	5	2.11	17-9-4
Luongo	20	1,197	51	2	2.56	9-6-3

RESULTS

No	Date	Opponent	Score	Record
1	Jan. 19	Anaheim	3-7 L	0-1-0
2	Jan. 20	Edmonton	2-3 O(SO)	0-1-1
3	Jan. 23	Calgary	3-2 W(SO)	1-1-1
4	Jan. 25	@ Anaheim	5-0 W	2-1-1
5	Jan. 27	@ San Jose	1-4 L	2-2-1
6	Jan. 28	@ Los Angeles	2-3 O(SO)	2-2-2
7	Jan. 30	Colorado	3-0 W	3-2-2
8	Feb. 1	Chicago	2-1 W(SO)	4-2-2
9	Feb. 4	@ Edmonton	3-2 W(OT)	5-2-2
10	Feb. 7	@ Minnesota	4-1 W	6-2-2
11	Feb. 9	Calgary	5-1 W	7-2-2
12	Feb. 12	Minnesota	2-1 W	8-2-2
13	Feb. 15	Dallas	3-4 L	8-3-2
14	Feb. 17	St. Louis	3-4 O(SO)	8-3-3
15	Feb. 19	@ Chicago	3-4 O(SO)	8-3-4
16	Feb. 21	@ Dallas	4-3 W	9-3-4
17	Feb. 22	@ Nashville	1-0 W	10-3-4
18	Feb. 24	@ Detroit	3-8 L	10-4-4
19	Feb. 26	Phoenix	2-4 L	10-5-4
20	Mar. 2	Los Angeles	5-2 W	11-5-4
21	Mar. 3	@ Calgary	2-4 L	11-6-4
22	Mar. 5	San Jose	2-3 O(SO)	11-6-5
23	Mar. 7	@ Columbus	1-2 O(OT)	11-6-6
24	Mar. 10	@ Minnesota	2-4 L	11-7-6

No	Date	Opponent	Score	Record
25	Mar. 12	@ Columbus	2-1 W(SO)	12-7-6
26	Mar. 14	Nashville	7-4 W	13-7-6
27	Mar. 16	Detroit	2-5 L	13-8-6
28	Mar. 18	Minnesota	1-3 L	13-9-6
29	Mar. 19	St. Louis	3-2 W	14-9-6
30	Mar. 21	@ Phoenix	2-1 W	15-9-6
31	Mar. 23	@ Los Angeles	1-0 W	16-9-6
32	Mar. 24	@ Colorado	3-2 W	17-9-6
33	Mar. 26	Columbus	1-0 W(SO)	18-9-6
34	Mar. 28	Colorado	4-1 W	19-9-6
35	Mar. 30	@ Edmonton	0-4 L	19-10-6
36	Apr. 1	@ San Jose	2-3 L	19-11-6
37	Apr. 4	Edmonton	4-0 W	20-11-6
38	Apr. 6	Calgary	5-2 W	21-11-6
39	Apr. 8	Phoenix	2-0 W	22-11-6
40	Apr. 10	@ Calgary	4-1 W	23-11-6
41	Apr. 13	@ Colorado	3-4 L	23-12-6
42	Apr. 15	@ Nashville	5-2 W	24-12-6
43	Apr. 16	@ St. Louis	1-2 O(SO)	24-12-7
44	Apr. 18	@ Dallas	1-5 L	24-13-7
45	Apr. 20	Detroit	2-1 W(SO)	25-13-7
46	Apr. 22	Chicago	3-1 W	26-13-7
47	Apr. 25	Anaheim	1-3 L	26-14-7
48	Apr. 27	@ Edmonton	2-7 L	26-15-7

CANUCKS

PLAYERS

IN THE SYSTEM

2015.16 REVIEW

OPPONENTS

HISTORY

ALL TIME RECORDS

PLAYOFFS

NHL

MEDIA SERVICES

2013.14 SEASON RECORD

PACIFIC DIVISION FINISH

5th (83 Points)

COACH

John Tortorella

GM

Michael D. Gillis

CAPTAIN

Henrik Sedin

SCORING

Player	GP	G	A	PTS	PIM
H. Sedin	70	11	39	50	42
D. Sedin	73	16	31	47	38
Kesler	77	25	18	43	81
Higgins	78	17	22	39	30
Garrison	81	7	26	33	57
Kassian	73	14	15	29	124
Santorelli	49	10	18	28	6
Bieksa	76	4	20	24	104
Richardson	73	11	12	23	39
Matthias	VAN 18	3	4	7	12
	FLA 59	9	7	16	14
Elder	63	7	15	22	50
Hamhuis	79	5	17	22	26
Hansen	71	11	9	20	43
Booth	66	9	10	19	18
Tanev	64	6	11	17	8
Stanton	64	1	15	16	32
Burrows	49	5	10	15	71
Weber	49	6	4	10	16

Player	GP	G	A	PTS	PIM
Sestito	77	5	4	9	213
Dalpe	55	4	3	7	6
Schroeder	25	3	3	6	2
Jensen	17	3	3	6	10
Archibald	16	1	2	3	0
Diaz	VAN 6	1	1	2	0
Welsh	19	1	0	1	6
Corrado	15	1	0	1	4
Lain	9	1	0	1	21
Zalewski	2	0	1	1	0
Alberts	10	0	0	0	0
Pelletier	3	0	0	0	0
Sauve	3	0	0	0	0
Ferriero	2	0	0	0	0

Goaltender	GPI	MIN	GA	SO	AVG	W-L-T	
Luongo	VAN 42	2,418	96	3	2.38	19-16-6	
Lack		41	2,319	93	4	2.41	16-17-5
Markstrom	VAN 4	200	10	0	3.00	1-2-0	
	FLA 12	614	36	0	3.52	1-6-3	
Eriksson		1	36	6	0	9.99	0-0-0

RESULTS

No	Date	Opponent	Score	Record
1	Oct. 3	@ San Jose	1-4 L	0-1-0
2	Oct. 5	Edmonton	6-2 W	1-1-0
3	Oct. 6	@ Calgary	5-4 W (OT)	2-1-0
4	Oct. 8	New Jersey	3-2 W (OT)	3-1-0
5	Oct. 10	San Jose	1-4 L	3-2-0
6	Oct. 12	Montreal	1-4 L	3-3-0
7	Oct. 15	@ Philadelphia	3-2 W	4-3-0
8	Oct. 17	@ Buffalo	3-0 W	5-3-0
9	Oct. 19	@ Pittsburgh	3-4 O (SO)	5-3-1
10	Oct. 20	@ Columbus	1-3 L	5-4-1
11	Oct. 22	@ NY Islanders	5-4 W (OT)	6-4-1
12	Oct. 24	@ New Jersey	3-2 W (SO)	7-4-1
13	Oct. 25	@ St. Louis	3-2 W (OT)	8-4-1
14	Oct. 28	Washington	3-2 W	9-4-1
15	Oct. 30	Detroit	1-2 L	9-5-1
16	Nov. 2	Toronto	4-0 W	10-5-1
17	Nov. 5	@ Phoenix	2-3 O (SO)	10-5-2
18	Nov. 7	@ San Jose	4-2 W	11-5-2
19	Nov. 9	@ Los Angeles	1-5 L	11-6-2
20	Nov. 10	@ Anaheim	1-3 L	11-7-2
21	Nov. 14	San Jose	1-2 O (OT)	11-7-3
22	Nov. 17	Dallas	1-2 L	11-8-3
23	Nov. 19	Florida	2-3 O (SO)	11-8-4
24	Nov. 22	Columbus	6-2 W	12-8-4
25	Nov. 23	Chicago	1-2 L	12-9-4
26	Nov. 25	Los Angeles	2-3 O (OT)	12-9-5
27	Nov. 28	@ Ottawa	5-2 W	13-9-5
28	Nov. 30	@ NY Rangers	2-5 L	13-10-5
29	Dec. 1	@ Carolina	3-2 W	14-10-5
30	Dec. 3	@ Nashville	3-1 W	15-10-5
31	Dec. 6	Phoenix	3-2 W (OT)	16-10-5
32	Dec. 8	Colorado	3-1 W	17-10-5
33	Dec. 9	Carolina	2-0 W	18-10-5
34	Dec. 13	Edmonton	4-0 W	19-10-5
35	Dec. 14	Boston	6-2 W	20-10-5
36	Dec. 17	@ Minnesota	2-3 O (SO)	20-10-6
37	Dec. 19	@ Dallas	1-4 L	20-11-6
38	Dec. 20	@ Chicago	3-2 W (SO)	21-11-6
39	Dec. 22	Winnipeg	2-1 W	22-11-6
40	Dec. 29	@ Calgary	2-0 W	23-11-6
41	Dec. 30	Philadelphia	3-4 O (SO)	23-11-7

No	Date	Opponent	Score	Record
42	Jan. 1	Tampa Bay	2-4 L	23-12-7
43	Jan. 4	@ Los Angeles	1-3 L	23-13-7
44	Jan. 5	@ Anaheim	3-4 O (OT)	23-13-8
45	Jan. 7	Pittsburgh	4-5 O (SO)	23-13-9
46	Jan. 10	St. Louis	2-1 W	24-13-9
47	Jan. 13	@ Los Angeles	0-1 L	24-14-9
48	Jan. 15	@ Anaheim	1-9 L	24-15-9
49	Jan. 16	@ Phoenix	0-1 L	24-16-9
50	Jan. 18	Calgary	3-2 W (SO)	25-16-9
51	Jan. 21	@ Edmonton	2-1 W	26-16-9
52	Jan. 23	Nashville	1-2 L	26-17-9
53	Jan. 26	Phoenix	5-4 W (OT)	27-17-9
54	Jan. 27	Edmonton	2-4 L	27-18-9
55	Jan. 29	Chicago	2-5 L	27-19-9
56	Jan. 31	@ Winnipeg	3-4 L	27-20-9
57	Feb. 3	@ Detroit	0-2 L	27-21-9
58	Feb. 4	@ Boston	1-3 L	27-22-9
59	Feb. 6	@ Montreal	2-5 L	27-23-9
60	Feb. 8	@ Toronto	1-3 L	27-24-9
61	Feb. 26	St. Louis	1-0 W	28-24-9
62	Feb. 28	Minnesota	1-2 O (SO)	28-24-10
63	Mar. 2	Ottawa	2-4 L	28-25-10
64	Mar. 4	@ Phoenix	0-1 L	28-26-10
65	Mar. 6	@ Dallas	1-6 L	28-27-10
66	Mar. 8	Calgary	2-1 W	29-27-10
67	Mar. 10	NY Islanders	4-7 L	29-28-10
68	Mar. 12	@ Winnipeg	3-2 W (SO)	30-28-10
69	Mar. 14	@ Washington	3-4 L	30-29-10
70	Mar. 16	@ Florida	4-3 W (SO)	31-29-10
71	Mar. 17	@ Tampa Bay	3-4 L	31-30-10
72	Mar. 19	Nashville	2-0 W	32-30-10
73	Mar. 23	Buffalo	4-2 W	33-30-10
74	Mar. 26	@ Minnesota	5-2 W	34-30-10
75	Mar. 27	@ Colorado	2-3 O (OT)	34-30-11
76	Mar. 29	Anaheim	1-5 L	34-31-11
77	Apr. 1	NY Rangers	1-3 L	34-32-11
78	Apr. 5	Los Angeles	2-1 W	35-32-11
79	Apr. 7	Anaheim	0-3 L	35-33-11
80	Apr. 10	Colorado	2-4 L	35-34-11
81	Apr. 12	@ Edmonton	2-5 L	35-35-11
82	Apr. 13	Calgary	5-1 W	36-35-11

CANUCKS

PLAYERS

IN THE SYSTEM

2015.16 REVIEW

OPPONENTS

HISTORY

ALL TIME RECORDS

PLAYOFFS

NHL

MEDIA SERVICES

2014.15 SEASON RECORD

PACIFIC DIVISION FINISH

2nd (101 Points)

COACH

Willie Desjardins

GM

Jim Benning

CAPTAIN

Henrik Sedin

SCORING

Player	GP	G	A	PTS	PIM
D. Sedin	82	20	56	76	18
H. Sedin	82	18	55	73	22
Vrbata	79	31	32	63	20
Bonino	75	15	24	39	22
Higgins	77	12	24	36	16
Burrows	70	18	15	33	68
Hansen	81	16	17	33	27
Edler	74	8	23	31	54
Matthias	78	18	9	27	16
Dorsett	79	7	18	25	175
Horvat	68	13	12	25	16
Vey	75	10	14	24	18
Hamhuis	59	1	22	23	44
Richardson	45	8	13	21	34
Weber	65	11	10	21	30
Tanev	70	2	18	20	12
Kassian	42	10	6	16	81
Biekas	60	4	10	14	77
Kenins	30	4	8	12	8

Player	GP	G	A	PTS	PIM
Sbisa	76	3	8	11	46
Stanton	54	3	8	11	35
Clendening	VAN 17	0	2	2	8
	CHI 4	1	1	2	2
Baertschi	VAN 3	2	0	2	4
	CGY 15	0	4	4	6
Biega	7	1	0	1	0
Sestito	3	0	1	1	7
McMillan	VAN 8	0	1	1	0
	ARI 50	1	2	3	16
Corrado	10	1	0	1	0
Defazio	2	0	0	0	0
Jensen	5	0	0	0	0

Goaltender	GPI	MIN	GA	SO	AVG	W-L-T
Miller	45	2,542	107	6	2.53	29-15-7
Lack	41	2,324	95	2	2.45	18-13-6
Markstrom	3	78	4	0	3.09	1-1-0

RESULTS

No	Date	Opponent	Score	Record
1	Oct. 8	@ Calgary	4-2 W	1-0-0
2	Oct. 11	Edmonton	5-4 W (SO)	2-0-0
3	Oct. 17	@ Edmonton	2-0 W	3-0-0
4	Oct. 18	Tampa Bay	2-4 L	3-1-0
5	Oct. 21	@ Dallas	3-6 L	3-2-0
6	Oct. 23	@ St. Louis	4-1 W	4-2-0
7	Oct. 24	@ Colorado	3-7 L	4-3-0
8	Oct. 26	Washington	4-2 W	5-3-0
9	Oct. 28	Carolina	4-1 W	6-3-0
10	Oct. 30	Montreal	3-2 W (OT)	7-3-0
11	Nov. 1	@ Edmonton	3-2 W	8-3-0
12	Nov. 2	Nashville	1-3 L	8-4-0
13	Nov. 4	@ Colorado	5-2 W	9-4-0
14	Nov. 6	@ San Jose	3-2 W	10-4-0
15	Nov. 8	@ Los Angeles	1-5 L	10-5-0
16	Nov. 9	@ Anaheim	2-1 W (SO)	11-5-0
17	Nov. 11	Ottawa	4-3 W (OT)	12-5-0
18	Nov. 14	Arizona	0-5 L	12-6-0
19	Nov. 19	@ Edmonton	5-4 W	13-6-0
20	Nov. 20	Anaheim	3-4 O (SO)	13-6-1
21	Nov. 23	Chicago	4-1 W	14-6-1
22	Nov. 25	New Jersey	2-0 W	15-6-1
23	Nov. 28	@ Columbus	5-0 W	16-6-1
24	Nov. 30	@ Detroit	3-5 L	16-7-1
25	Dec. 2	@ Washington	4-3 W	17-7-1
26	Dec. 4	@ Pittsburgh	3-0 W	18-7-1
27	Dec. 6	@ Toronto	2-5 L	18-8-1
28	Dec. 7	@ Ottawa	3-4 O (OT)	18-8-2
29	Dec. 9	@ Montreal	1-3 L	18-9-2
30	Dec. 13	NY Rangers	1-5 L	18-10-2
31	Dec. 17	Dallas	0-2 L	18-11-2
32	Dec. 20	Calgary	3-2 W (OT)	19-11-2
33	Dec. 22	Arizona	7-1 W	20-11-2
34	Dec. 28	@ Anaheim	1-2 O (OT)	20-11-3
35	Dec. 30	@ San Jose	3-1 W	21-11-3
36	Jan. 1	Los Angeles	2-3 L	21-12-3
37	Jan. 3	Detroit	4-1 W	22-12-3
38	Jan. 6	NY Islanders	3-2 W	23-12-3
39	Jan. 8	Florida	1-3 L	23-13-3
40	Jan. 10	Calgary	0-1 L	23-14-3
41	Jan. 13	@ Nashville	1-5 L	23-15-3

No	Date	Opponent	Score	Record
42	Jan. 15	@ Philadelphia	4-0 W	24-15-3
43	Jan. 16	@ Carolina	3-0 W	25-15-3
44	Jan. 19	@ Florida	2-1 W	26-15-3
45	Jan. 20	@ Tampa Bay	1-4 L	26-16-3
46	Jan. 27	Anaheim	0-4 L	26-17-3
47	Jan. 30	Buffalo	5-2 W	27-17-3
48	Feb. 1	Minnesota	2-4 L	27-18-3
49	Feb. 3	Winnipeg	3-2 W (OT)	28-18-3
50	Feb. 5	San Jose	1-5 L	28-19-3
51	Feb. 7	Pittsburgh	5-0 W	29-19-3
52	Feb. 9	@ Minnesota	3-5 L	29-20-3
53	Feb. 11	@ Chicago	5-4 W (OT)	30-20-3
54	Feb. 13	Boston	5-2 W	31-20-3
55	Feb. 14	@ Calgary	2-3 L	31-21-3
56	Feb. 16	Minnesota	3-2 W	32-21-3
57	Feb. 19	@ NY Rangers	5-4 W (SO)	33-21-3
58	Feb. 20	@ New Jersey	2-4 L	33-22-3
59	Feb. 22	@ NY Islanders	4-0 W	34-22-3
60	Feb. 24	@ Boston	2-1 W	35-22-3
61	Feb. 26	@ Buffalo	3-6 L	35-23-3
62	Mar. 1	St. Louis	6-5 W (SO)	36-23-3
63	Mar. 3	San Jose	2-6 L	36-24-3
64	Mar. 5	@ Arizona	2-3 O (SO)	36-24-4
65	Mar. 7	@ San Jose	3-2 W	37-24-4
66	Mar. 9	Anaheim	2-1 W	38-24-4
67	Mar. 12	Los Angeles	0-4 L	38-25-4
68	Mar. 14	Toronto	4-1 W	39-25-4
69	Mar. 17	Philadelphia	4-1 W	40-25-4
70	Mar. 19	Columbus	2-6 L	40-26-4
71	Mar. 21	@ Los Angeles	4-1 W	41-26-4
72	Mar. 22	@ Arizona	3-1 W	42-26-4
73	Mar. 24	Winnipeg	5-2 W	43-26-4
74	Mar. 26	Colorado	1-4 L	43-27-4
75	Mar. 28	Dallas	3-4 O (OT)	43-27-5
76	Mar. 30	@ St. Louis	4-1 W	44-27-5
77	Mar. 31	@ Nashville	5-4 W (SO)	45-27-5
78	Apr. 2	@ Chicago	1-3 L	45-28-5
79	Apr. 4	@ Winnipeg	4-5 L	45-29-5
80	Apr. 6	Los Angeles	2-1 W (SO)	46-29-5
81	Apr. 9	Arizona	5-0 W	47-29-5
82	Apr. 11	Edmonton	6-5 W (OT)	48-29-5

CANUCKS

PLAYERS

IN THE SYSTEM

2015.16 REVIEW

OPPONENTS

HISTORY

ALL TIME RECORDS

PLAYOFFS

NHL

MEDIA SERVICES

2015.16 SEASON RECORD

PACIFIC DIVISION FINISH

6th (75 Points)

COACH

Willie Desjardins

GM

Jim Benning

CAPTAIN

Henrik Sedin

SCORING

Player	GP	G	A	PTS	PIM
D. Sedin	82	28	33	61	36
H. Sedin	74	11	44	55	24
Horvat	82	16	24	40	18
Hansen	67	22	16	38	32
Baertschi	69	15	13	28	14
Vrbata	63	13	14	27	12
Hutton	75	1	24	25	14
Burrows	79	9	13	22	49
Edler	52	6	14	20	46
McCann	69	9	9	18	32
Tanev	69	4	14	18	8
Bartkowski	80	6	12	18	50
Dorsett	71	5	11	16	177
Vey	41	4	11	15	6
Virtanen	55	7	6	13	45
Hamhuis	58	3	10	13	28
Etem	39	7	5	12	9
Cracknell	44	5	5	10	14
Sutter	20	5	4	9	2

Player	GP	G	A	PTS	PIM
Sbisa	41	2	6	8	26
Weber	45	0	7	7	24
Biega	51	0	7	7	22
Prust	35	1	6	7	59
Higgins	33	3	1	4	4
Granlund	16	2	1	3	6
Tryamkin	13	1	1	2	10
Gaunce	20	1	0	1	2
Zalewski	3	0	1	1	2
Fedun	1	0	1	1	0
Friesen	1	0	0	0	0
Grenier	6	0	0	0	2
Pedan	13	0	0	0	18
Kenins	8	0	0	0	6
Shinkaruk	1	0	0	0	0

Goaltender	GPI	MIN	GA	SO	AVG	W-L-T
Miller	51	3043	137	1	2.70	17-24-9
Markstrom	33	1847	84	0	2.73	13-14-4
Bachman	1	60	3	0	3.01	1-0-0

RESULTS

No	Date	Opponent	Score	Record
1	Oct. 7	@ Calgary	5-1 W	1-0-0
2	Oct. 10	Calgary	2-3 O (OT)	1-0-1
3	Oct. 12	@ Anaheim	1-2 W (SO)	2-0-1
4	Oct. 13	@ Los Angeles	3-0 W	3-0-1
5	Oct. 16	St. Louis	3-4 L	3-1-1
6	Oct. 18	Edmonton	1-2 O (OT)	3-1-2
7	Oct. 22	Washington	2-3 L	3-2-2
8	Oct. 24	Detroit	2-3 O (OT)	3-2-3
9	Oct. 27	Montreal	5-1 W	4-2-3
10	Oct. 29	@ Dallas	3-4 O (OT)	4-2-4
11	Oct. 30	@ Arizona	4-3 W	5-2-4
12	Nov. 2	Philadelphia	4-1 W	6-2-4
13	Nov. 4	Pittsburgh	2-3 L	6-3-4
14	Nov. 7	@ Buffalo	2-3 L	6-4-4
15	Nov. 8	@ New Jersey	3-4 O (OT)	6-4-5
16	Nov. 10	@ Columbus	5-3 W	7-4-5
17	Nov. 12	@ Ottawa	2-3 L	7-5-5
18	Nov. 14	@ Toronto	2-4 L	7-6-5
19	Nov. 16	@ Montreal	3-4 O (OT)	7-6-6
20	Nov. 18	@ Winnipeg	1-4 L	7-7-6
21	Nov. 21	Chicago	6-3 W	8-7-6
22	Nov. 22	New Jersey	2-3 L	8-8-6
23	Nov. 25	@ Minnesota	3-2 W	9-8-6
24	Nov. 27	@ Dallas	2-3 O (SO)	9-8-7
25	Nov. 30	@ Anaheim	0-4 L	9-9-7
26	Dec. 1	@ Los Angeles	1-2 O (OT)	9-9-8
27	Dec. 3	Dallas	2-4 L	9-10-8
28	Dec. 5	Boston	0-4 L	9-11-8
29	Dec. 7	Buffalo	5-2 W	10-11-8
30	Dec. 9	NY Rangers	2-1 W	11-11-8
31	Dec. 13	@ Chicago	0-4 L	11-12-8
32	Dec. 15	@ Minnesota	2-6 L	11-13-8
33	Dec. 17	@ Philadelphia	0-2 L	11-14-8
34	Dec. 18	@ Detroit	4-3 W (SO)	12-14-8
35	Dec. 20	@ Florida	4-5 O (SO)	12-14-9
36	Dec. 22	@ Tampa Bay	2-1 W	13-14-9
37	Dec. 26	Edmonton	2-1 W (OT)	14-14-9
38	Dec. 28	Los Angeles	0-5 L	14-15-9
39	Jan. 1	Anaheim	2-1 W (SO)	15-15-9
40	Jan. 4	Arizona	2-3 L	15-16-9
41	Jan. 6	Carolina	3-2 W	16-16-9

No	Date	Opponent	Score	Record
42	Jan. 9	Tampa Bay	2-3 O (OT)	16-16-10
43	Jan. 11	Florida	3-2 W (OT)	17-16-10
44	Jan. 14	@ Washington	1-4 L	17-17-10
45	Jan. 15	@ Carolina	3-2 W (OT)	18-17-10
46	Jan. 17	@ NY Islanders	2-1 W (SO)	19-17-10
47	Jan. 19	@ NY Rangers	2-3 O (OT)	19-17-11
48	Jan. 21	@ Boston	4-2 W	20-17-11
49	Jan. 23	@ Pittsburgh	4-5 L	20-18-11
50	Jan. 26	Nashville	1-2 L	20-19-11
51	Feb. 4	Columbus	1-2 O (SO)	20-19-12
52	Feb. 6	Calgary	1-4 L	20-20-12
53	Feb. 9	@ Colorado	3-1 W	21-20-12
54	Feb. 10	@ Arizona	2-1 W	22-20-12
55	Feb. 13	Toronto	2-5 L	22-21-12
56	Feb. 15	Minnesota	2-5 L	22-22-12
57	Feb. 18	Anaheim	2-5 L	22-23-12
58	Feb. 19	@ Calgary	2-5 L	22-24-12
59	Feb. 21	Colorado	5-1 W	23-24-12
60	Feb. 25	Ottawa	3-5 W	24-24-12
61	Feb. 28	San Jose	1-4 L	24-25-12
62	Mar. 1	NY Islanders	2-3 L	24-26-12
63	Mar. 3	San Jose	2-3 L	24-27-12
64	Mar. 5	@ San Jose	4-2 W	25-27-12
65	Mar. 7	@ Los Angeles	1-5 L	25-28-12
66	Mar. 9	Arizona	3-2 W (OT)	26-28-12
67	Mar. 12	Nashville	4-2 W	27-28-12
68	Mar. 14	Winnipeg	2-5 L	27-29-12
69	Mar. 16	Colorado	1-3 L	27-30-12
70	Mar. 18	@ Edmonton	0-2 L	27-31-12
71	Mar. 19	St. Louis	0-3 L	27-32-12
72	Mar. 22	@ Winnipeg	0-2 L	27-33-12
73	Mar. 24	@ Nashville	2-3 O (SO)	27-33-13
74	Mar. 25	@ St. Louis	0-4 L	27-34-13
75	Mar. 27	Chicago	2-3 L	27-35-13
76	Mar. 29	San Jose	1-4 L	27-36-13
77	Mar. 31	@ San Jose	4-2 W	28-36-13
78	Apr. 1	@ Anaheim	3-2 W	29-36-13
79	Apr. 4	Los Angeles	2-2 W	30-36-13
80	Apr. 6	@ Edmonton	2-6 L	30-37-13
81	Apr. 7	@ Calgary	3-7 L	30-38-13
82	Apr. 9	Edmonton	4-3 W (SO)	31-38-13

CANUCKS

PLAYERS

IN THE SYSTEM

2015.16 REVIEW

OPPONENTS

HISTORY

ALL TIME RECORDS

PLAYOFFS

NHL

MEDIA SERVICES

RING OF HONOUR

The Canucks Ring of Honour was launched on the 40th anniversary of the club (the 2010/11 season) to celebrate and salute Canucks heroes who have made a lasting impact on the franchise. Ring of Honour candidates are selected by an advisory committee including former player and current Senior Advisor to the General Manager, Stan Smyl, Hockey Hall of Fame broadcaster, Jim Robson and former Canucks staff member spanning 30 years, Norm Jewison. Mattias Ohlund will become the sixth member of the Canucks Ring of Honour on December 16th, 2016, joining Orland Kurtenbach, Kirk McLean, Thomas Gradin, Harold Snepsts, and Pat Quinn.



ORLAND KURTENBACH
INDUCTED OCTOBER 26, 2010

Recognized for his leadership qualities, Kurtenbach was named as the club's inaugural captain in 1970. In the Canucks first year of existence, he led all Canucks in points-per-game, registering 53 points (21-32-53) in 52 games played. His scoring would hit its peak with a career year in his sophomore season with the Canucks. He registered 61 points (24-37-61) in 78 games to lead the team in scoring in 1971/72. At the end of that season, he shared the team's leading scorer Cyrus H. McLean Trophy with winger Andre Boudrias and was awarded the Cyclone Taylor Trophy as the Canucks MVP. He would remain a fan favourite as the team MVP, again receiving the Cyclone Taylor Trophy the following two seasons. He retired as a player following the 1973/74 season but returned in the 1976/77 season as Head Coach of the Canucks, coaching 125 games. In addition to his contributions as a player and coach, Orland Kurtenbach has also continued giving back to the franchise through his involvement with the Canucks Alumni.



THOMAS GRADIN
INDUCTED JANUARY 24, 2011

Thomas Gradin became one of the first European-born players to wear a Canucks uniform, making his debut in 1978. Gradin went on to establish many franchise records, including becoming the first Canuck to register 80 points in a single season and the first Canuck to reach 500 career points. Scoring 38 points in his 38 games with the club, Gradin played a major role in the Canucks first run to the Stanley Cup Final in 1982. Gradin led the team in scoring twice from 1980-82, and finished his playing career with an impressive 593 points in 677 games played. Following the conclusion of his playing career, Gradin became a member of the Vancouver Canucks scouting department. He now serves as Associate Chief Amateur Scout and has played an instrumental role in the Canucks' selections of star players such as Daniel and Henrik Sedin, Mattias Ohlund and Alex Edler.



HAROLD SNEPSTS
INDUCTED MARCH 14, 2011

Harold Snepsts logged 12 seasons on the Canucks' defence corps and established himself as a fan favourite due to his aggressive and hard-working style. He was named to the NHL All-Star game twice, as well as won the Canucks' Babe Pratt trophy for Most Outstanding Defenceman on four occasions. In 1982, Snepsts' solid presence and consistency on the Canucks blueline assisted the team in their run to the Stanley Cup Final, recording four assists and 50 penalty minutes in 17 games played. At the conclusion of his playing career, Snepsts had established himself as the Canucks' all-time leader in games played for the franchise at 781 games, through which he recorded 195 points and a franchise-leading 1446 penalty minutes at the time. Snepsts returned to the Vancouver Canucks organization in a scouting capacity where he continues to serve as an amateur scout.



KIRK MCLEAN
INDUCTED NOVEMBER 24, 2010

The Canucks' longest-serving goalie at 11 seasons, "Captain Kirk" quickly established himself as one of the most dominant goaltenders in club history. McLean still holds the all-time regular season franchise record for games played (516), wins (211) and shutouts (20). McLean's consistent performance was rewarded with two appearances at the NHL All-Star Game in 1990 and 1992, as well as two Vezina Trophy nominations. His game elevated in the playoffs as evidenced by franchise records in wins (34), shutouts (6) and games played (68) during the postseason. Perhaps most memorable was his performance in the 1994 Stanley Cup Final run that included 15 wins and four shutouts that remain franchise records. McLean now serves as an Ambassador of the club, giving his time to a number of community and fan-driven events.



PAT QUINN
INDUCTED APRIL 13, 2014

One of the "original" Canucks, Pat Quinn dressed for two seasons as a defenceman, collecting 18 points in 133 games before embarking on an illustrious career as Head Coach, General Manager and President of the Vancouver Canucks. His integrity, leadership and vision helped build the franchise into a contender. Through trades and drafting, Quinn brought some of the most memorable and impactful players, including Trevor Linden, Pavel Bure, and Markus Naslund. As Head Coach, Quinn accumulated a record of 141-111-28 in the regular season and 31-30 in the playoffs. He won the Jack Adams Award in 1992, sharing the stage with Pavel Bure, as the first major League award for a Canuck, and led the Canucks to the second of three franchise Stanley Cup Finals. Quinn continued to be an active member of the Canucks alumni until his passing in 2014. He will be inducted posthumously into the Hockey Hall of Fame in 2016.

FUTURE INDUCTEE: MATTIAS OHLUND
TO BE INDUCTED DECEMBER 16TH, 2016

Mattias Ohlund steadily progressed to become the most decorated defencemen in franchise history during his 11-year Canucks career and still holds the all-time record in points with 325. With a punishing slap shot and a gift for offence, the Pitea, Sweden native scored 93 goals in 1,534 shots, which remain franchise records from the blue line today. Ohlund is a four-time recipient of the Babe Pratt Trophy awarded to the Canucks best defenceman (1998, 2000, 2004 and 2006), including his rookie season, when he was also nominated for the Calder Trophy. He was selected to the NHL All-Star Game in his sophomore season in 1999. In addition to being known for over a decade as the Canucks reliable anchor, Ohlund's leadership abilities left a lasting impact on the franchise. Donning an "A" on his sweater while with Vancouver, Ohlund acted as a mentor to a number of young Canucks, including Alex Edler and the Sedin twins.

CANUCKS RETIRED NUMBERS



STAN SMYL "STEAMER"

Retired November 3, 1991
RIGHT WING

1978-1991

CANUCKS CAREER TOTALS

Regular Season

GP	G	A	PTS
896	262	411	673

Playoffs

GP	G	A	PTS
41	16	17	33

CANUCKS HIGHLIGHTS

- Established franchise records for games played (896), goals (262), assists (411) and points (673) playing every game of his NHL career in a Canucks uniform; records stood for about a decade before being surpassed.
- Collected two goals in a 6-2 win against the Chicago Blackhawks to capture the Clarence Campbell Trophy and help send the Canucks to their first ever Stanley Cup Final in 1982.
- Led the Canucks in goals (31), assists (47), points (78) and penalty minutes (204) in the 1979-80 season.
- Recorded 31 points (10-21-31) in 16 games in March of 1983, establishing the franchise's most productive month by a skater, a record he still holds today.
- Shares the longest tenure as team captain (1982-90) in franchise history, alongside Markus Naslund.

TREVOR LINDEN "TREV"

Retired December 17, 2008
RIGHT WING

1988-1998, 2001-2008

CANUCKS CAREER TOTALS

Regular Season

GP	G	A	PTS
1140	318	415	733

Playoffs

GP	G	A	PTS
118	34	61	95

CANUCKS HIGHLIGHTS

- Tied as the highest draft pick in Canucks history (2nd overall in the 1988 NHL Entry Draft) and was a runner up for the 1989 Calder Trophy.
- In his first eight NHL seasons, Linden recorded 30 or more goals six times.
- Became the youngest captain in the NHL during the 1991-92 season at just 21 years of age and wore the "C" for seven seasons, the third longest duration in Canucks history.
- Continues to hold or rank amongst the top three in a number of Canucks career records; including seasons played with Vancouver (16), most playoff goals (34), assists (61) and points (95).
- Awarded the King Clancy Memorial Trophy in 1997.
- The main entrance of Rogers Arena was renamed Gate 16 in honour of Linden when his number was retired.



MARKUS NASLUND "NAZZY"

Retired December 11, 2010
LEFT WING

1995-2008

CANUCKS CAREER TOTALS

Regular Season

GP	G	A	PTS
884	346	410	756

Playoffs

GP	G	A	PTS
45	13	20	33

CANUCKS HIGHLIGHTS

- At the time conclusion of his playing career, Naslund held the franchise record for a number of scoring records and he ranked first in club history for goals until the 2015.16 season.
- Naslund was the recipient of the Lester B. Pearson Award as the League's Most Outstanding Player (as voted on by the players) in 2002.03 and was a First Team NHL All-Star in a franchise record three consecutive seasons (2001.02, 2002.03, 2003.04).
- Shares the franchise record for most seasons as Canuck captain (2000.01 to 2007.08), alongside Stan Smyl.
- Led the team in scoring for a club record seven season, scored 30 or more goals six different times and recorded three consecutive seasons with 40 or more goals.
- At the time of his number retirement, a new sports equipment centre was created at BC Children's hospital in honour of the Naslund family.

PAVEL BURE "THE RUSSIAN ROCKET"

Retired November 2, 2013
RIGHT WING

1991-1998

CANUCKS CAREER TOTALS

Regular Season

GP	G	A	PTS
428	254	224	478

Playoffs

GP	G	A	PTS
60	34	32	66

CANUCKS HIGHLIGHTS

- Set a club record for most goals as a rookie (34) and tied for most points (60); named the Calder Trophy winner as rookie of the year.
- First Canuck to be named to an NHL First All-Star Team (1992.93).
- Led the league in scoring (1993.94) and posted consecutive 60 goal seasons (1992.93 and 1993.94).
- Holds the franchise record for points per game played in the regular season (1.12) and playoffs (1.10) (minimum 10 games played).
- The Moscow, Russia native also ranks top five all-time in game-winning goals (32), goals (254) and hat tricks (9).
- Shares the franchise lead in playoff goals alongside Trevor Linden, registering 34 in 60 playoff games with Vancouver. In 1994, his 16 playoff goals set a franchise record for most playoff goals in a post season.
- The Canucks "Most Exciting Player" team award was renamed the "Pavel Bure" Award.

HALL OF FAME



HOCKEY HALL OF FAME

NAME	YEAR ELECTED/CATEGORY	YEARS*	NAME	YEAR ELECTED/CATEGORY	YEARS*
Pavel Bure	2012 Player	1991-1998	Cam Neely	2005 Player	1983-1986
Frank Griffiths	1993 Builder	1974-1994	Roger Neilson	2002 Builder	1981-1984
Igor Larionov	2008 Player	1989-1992	Bud Poile	1990 Builder	1970-1973
Mark Messier	2007 Player	1997-2000	Pat Quinn	2016 Builder	1970-1972, 1987-1997
Jake Milford	1984 Builder	1977-1984	Mats Sundin	2012 Player	2008-2009

*YEARS WITH CANUCKS

CANUCKS

PLAYERS

IN THE SYSTEM

2015/16 REVIEW

OPPONENTS

HISTORY

ALL TIME RECORDS

PLAYOFFS

NHL

MEDIA SERVICES

BC SPORTS HALL OF FAME

NAME	YEAR ELECTED	CATEGORY	SPORT	YEARS*
Orland Kurtenbach	1997	Athlete	Ice Hockey	1970-1974
Trevor Linden	2011	Athlete	Ice Hockey	1988-1998, 2001-2008
Cesare Maniago	1996	Athlete	Ice Hockey	1976-1978
Cam Neely	2000	Athlete	Ice Hockey	1983-1986
Darcy Rota	2002	Athlete	Ice Hockey	1979-1984
Stan Smyl	2005	Athlete	Ice Hockey	1978-1991
Harold Snepsts	2006	Athlete	Ice Hockey	1974-1984, 1988-1990

BC HOCKEY HALL OF FAME

NAME	YEAR ELECTED/CATEGORY	YEARS*	NAME	YEAR ELECTED/CATEGORY	YEARS*
Greg Adams	2005 Players	1987-1995	Cesare Maniago	1995 Players	1976-1978
Larry Ashley	2006 Trainers	1981-1995	Jack McIlhargey	2011 Coaches	1999-2006
Dave Babych	2009 Players	1991-1998	Kirk McLean	2014 Players	1987-1998
Murray Baron	2016 Players	1998-2003	Brendan Morrison	2016 Players	1999-2008
Brian Burke	2007 Managers	1998-2004	Markus Naslund	2015 Players	1995-2008
Scott Carter	2012 Builders	1987-1994	Cam Neely	1999 Players	1983-1986
Geoff Courtnall	2001 Players	1990-1995	Pat O'Neill	2016 Trainers	1988-present
Russ Courtnall	2001 Players	1994-1997	Pat Quinn	2002 Coaches	1990-1996
Marc Crawford	2013 Coaches	1998-2006	Cliff Ronning	2008 Players	1990-1996
Curt Fraser	2015 Players	1978-1983	Tom Renney	2006 Coaches	1996-1998
Dennis Kearns	2007 Players	1971-1981	Darcy Rota	2003 Players	1979-1984
Orland Kurtenbach	2002 Players	1970-1974	Stan Smyl	2000 Players	1978-1991
Doug Lidster	2003 Players	1983-1993	Harold Snepsts	2004 Players	1974-1984, 1988-1990
The Griffiths Family	1995 Builders	1974-1997	Steve Tambellini	2004 Players	1985-1988
Trevor Linden	2010 Players	1988-1998, 2001-2008	Ryan Walter	2002 Players	1991-1993



*YEARS WITH CANUCKS



VANCOUVER CANUCKS

POWERPLAY

POWERPLAY

POWERPLAY

121



10
PAVEL BURE
1991-1998

19
MARKUS NASLUND
1998-2008

12
STAN MYL
1991

ALL TIME

ma

extreme

BAUER

BAUER

BAUER

CCM

ALL-TIME ROSTER

A

Adams, Greg C.	1988.89
Adams, Greg G.	1987.88 to 1994.95
Affleck, Bruce	1979.80
Agnew, Jim	1986.87 to 1987.88
	1989.90 to 1991.92
Alberts, Andrew	2009.10 to 2013.14
Alexander, Claire	1977.78
Allen, Bryan	2000.01 to 2005.06
Andersson, Jonas	2010.11
Antoski, Shawn	1990.91 to 1994.95
Arbour, John	1970.71
Archibald, Darren	2013.14
Arvedson, Magnus	2003.04
Ashton, Brent	1979.80 to 1980.81
Aucoin, Adrian	1994.95 to 2000.01
Auld, Alex	2001.02 to 2005.06

B

Babych, Dave	1991.92 to 1997.98
Bachman, Richard	2015.16 to
Baertschi, Sven	2014.15 to
Bakovic, Peter	1987.88
Balej, Jozef	2005.06
Ballard, Keith	2010.11 to 2012.13
Balon, Dave	1971.72 to 1972.73
Bannerman, Murray	1977.78
Barker, Cam	2012.13
Baron, Murray	1998.99 to 2002.03
Bartel, Robin	1986.87
Bartkowski, Matt	2015.16
Baumgartner, Nolan	2002.03 to 2005.06,
	2009.10
Bawa, Robin	1991.92
Beech, Kris	2007.08
Belanger, Jesse	1995.96
Belland, Neil	1981.82 to 1985.86
Benning, Jim	1986.87 to 1989.90
Beranek, Josef	1994.95 to 1995.96
Berehowsky, Drake	2000.01 to 2001.02
Bergevin, Marc	2003.04
Bernier, Steve	2008.09 to 2009.10
Berry, Ken	1987.88 to 1988.89
Bertzuzzi, Todd	1997.98 to 2005.06
Biega, Alex	2014.15 to
Bieksa, Kevin	2005.06 to 2014.15
Bitz, Byron	2011.12
Blight, Rick	1975.76 to 1980.81
Bliznak, Mario	2009.10 to 2010.11
Block, Ken	1970.71
Boddy, Gregg	1971.72 to 1975.76
Bodger, Doug	1999.00
Bohonos, Lonny	1995.96 to 1997.98
Boldirev, Ivan	1979.80 to 1982.83
Bolduc, Alex	2008.09 to 2010.11
Bolonchuk, Larry	1972.73
Bonino, Nick	2014.15
Bonni, Ryan	1999.00
Booth, David	2011.12 to 2013.14
Bordeleau, Paulin	1973.74 to 1975.76
Bouck, Tyler	2003.04 to 2006.07
Boudrias, Andre	1970.71 to 1975.76
Bourdon, Luc	2006.07 to 2007.08
Boyd, Randy	1987.88 to 1988.89
Bozek, Steve	1988.89 to 1990.91
Bradley, Brian	1987.88 to 1990.91
Brasar, Per-Olov	1979.80 to 1981.82
Brashear, Donald	1996.97 to 2001.02
Bridgman, Mel	1988.89

Brochu, Martin	2001.02
Brodeur, Richard	1980.81 to 1987.88
Bromley, Gary	1978.79 to 1980.81
Brookbank, Wade	2003.04 to 2005.06
Brown, Cam	1990.91
Brown, Jeff	1993.94 to 1995.96
Brown, Mike	2000.01 to 2001.02
Brown, Mike	2007.08 to 2008.09
Brown, Sean	2005.06
Bruce, David	1985.86 to 1988.89
Bubla, Jiri	1981.82 to 1985.86
Bulis, Jan	2006.07
Bullock, Bruce	1972.73, 1974.75, 1976.77
Bure, Pavel	1991.92 to 1997.98
Burke, Sean	1997.98
Burrows, Alex	2005.06 to
Buskas, Rod	1989.90
Butcher, Garth	1981.82 to 1990.91
Butenschon, Sven	2005.06
Butler, Jerry	1979.80 to 1981.82

C

Callander, Drew	1978.79 to 1979.80
Campbell, Colin	1980.81 to 1981.82
Caprice, Frank	1982.83 to 1987.88
Capuano, Dave	1989.90 to 1990.91
Capuano, Jack	1990.91
Carney, Keith	2005.06
Caron, Jacques	1973.74
Carriere, Larry	1976.77 to 1977.78
Carson, Jimmy	1993.94
Carter, Anson	2005.06
Cassels, Andrew	1999.00 to 2001.02
Charbonneau, Jose	1988.89,
	1993.94 to 1994.95
Chouinard, Marc	2006.07
Christie, Mike	1980.81
Chubarov, Artem	1999.00 to 2003.04
Cicccone, Enrico	1997.98
Clendening, Adam	2014.15
Cloutier, Dan	2000.01 to 2005.06
Cochrane, Glen	1985.86 to 1986.87
Connelly, Wayne	1971.72
Convery, Brandon	1997.98 to 1998.99
Cook, Bob	1970.71
Cooke, Matt	1998.99 to 2007.08
Corrado, Frank	2012.13 to 2014.15
Corrigan, Mike	1970.71 to 1971.72
Coulombe, Patrick	2006.07
Courttnall, Geoff	1990.91 to 1994.95
Courttnall, Russ	1994.95 to 1996.97
Courville, Larry	1995.96 to 1997.98
Cowan, Jeff	2006.07 to 2007.08
Cove, Craig	1984.85 to 1987.88
	1989.90 to 1990.91
Cracknell, Adam	2015.16
Craven, Murray	1992.93 to 1993.94
Crawford, Marc	1981.82 to 1986.87
Crowder, Troy	1996.97
Cullen, Ray	1970.71
Cullimore, Jassen	1994.95 to 1996.97
Currie, Tony	1981.82 to 1983.84

D

Daigneault, J.J.	1984.85 to 1985.86
Dailey, Bob	1973.74 to 1976.77
Dalpe, Zac	2013.14
Davison, Rob	2008.09
DeFazio, Brandon	2014.15
Delorme, Ron	1981.82 to 1984.85

DeMarco, Ab	1974.75 to 1975.76
Demitra, Pavol	2008.09 to 2009.10
Derlago, Bill	1978.79 to 1979.80
Desbiens, Guillaume	2009.10 to 2010.11
Diaz, Raphael	2013.14
Diduck, Gerald	1990.91 to 1994.95
Dirk, Robert	1990.91 to 1993.94
Doak, Gary	1970.71 to 1971.72
Dorsett, Derek	2014.15 to
Dowd, Jim	1995.96
Druken, Harold	1999.00 to 2002.03
Duco, Mike	2011.12
Dunbar, Dale	1985.86
Dunn, Dave	1973.74 to 1974.75
Dyck, Ed	1971.72 to 1973.74

E

Ebbett, Andrew	2011.12 to 2012.13
Edler, Alex	2006.07 to
Ehrhoff, Christian	2009.10 to 2010.11
Eisenhut, Neil	1993.94
Eldebrink, Anders	1981.82 to 1982.83
Ellacott, Ken	1982.83
Eriksson, Joacim	2013.14
Eriksson, Roland	1978.79
Essensa, Bob	2000.01
Etem, Emerson	2015.16 to

F

Fedorov, Fedor	2002.03 to 2003.04
Fedun, Taylor	2015.16
Fergus, Tom	1991.92 to 1992.93
Ferriero, Benn	2013.14
FitzGerald, Zack	2007.08
Fitzpatrick, Rory	2006.07
Flockhart, Rob	1976.77 to 1978.79
Folco, Peter	1973.74
Fortier, Dave	1976.77
Fountain, Mike	1996.97
Fraser, Curt	1978.79 to 1982.83
Friesen, Alex	2015.16

G

Gagner, Dave	1998.99
Gamble, Troy	1986.87, 1988.89
	1990.91 to 1991.92
Gardner, George	1970.71 to 1971.72
Garrett, John	1982.83 to 1984.85
Garrison, Jason	2012.13 to 2013.14
Gassoff, Brad	1975.76 to 1978.79
Gaunce, Brendan	2015.16 to
Gelinas, Martin	1993.94 to 1997.98
Gibson, Don	1990.91
Gillis, Jere	1977.78 to 1980.81
	1983.84 to 1984.85
Glass, Tanner	2009.10 to 2010.11
Gloor, Dan	1973.74
Glynn, Brian	1993.94
Goodenough, Larry	1976.77 to 1979.80
Gordon, Andrew	2012.13
Gordon, Robb	1998.99
Goren, Lee	2005.06 to 2006.07
Gould, John	1973.74 to 1976.77
Gould, Larry	1973.74
Grabner, Michael	2009.10
Gradin, Thomas	1978.79 to 1985.86
Gragani, Marc-Andre	2011.12
Granlund, Markus	2015.16 to
Graves, Hilliard	1976.77 to 1978.79
Green, Josh	2005.06 to 2006.07

Gregg, Randy	1991.92
Grenier, Alexandre	2015.16 to
Grenier, Martin	2003.04
Grisdale, John	1974.75 to 1978.79
Guevremont, Jocelyn	1971.72 to 1974.75
Guy, Kevan	1988.89 to 1990.91

H

Hall, Murray	1970.71 to 1971.72
Hall, Taylor	1983.84 to 1986.87
Halward, Doug	1980.81 to 1986.87
Hambuis, Dan	2010.11 to 2015.16
Hammond, Ken	1991.92
Hanlon, Glen	1977.78 to 1981.82
Hansen, Janmik	2006.07 to
Hargreaves, Jim	1970.71 to 1972.73
Hatoum, Ed	1970.71
Hawgood, Greg	1999.00 to 2000.01
Hawkins, Todd	1988.89 to 1989.90
Hazlett, Steve	1979.80
Hedberg, Johan	2003.04
Hedican, Bret	1993.94 to 1998.99
Heinz, Rick	1981.82
Helmer, Bryan	2000.01 to 2002.03
Hendrickson, Darby	1998.99 to 1999.00
Higgins, Chris	2010.11 to 2015.16
Hirsch, Corey	1995.96 to 1998.99
Hlavac, Jan	2001.02 to 2002.03
Hlinka, Ivan	1981.82 to 1982.83
Hodge, Charlie	1970.71
Hodgson, Cody	2010.11 to 2011.12
Hodgson, Dan	1986.87 to 1988.89
Holden, Josh	1998.99 to 2001.02
Holloway, Bruce	1984.85
Holt, Randy	1978.79
Homenuke, Ron	1972.73
Hordichuk, Darcy	2008.09 to 2009.10
Horvat, Bo	2014.15 to
Huber, Willie	1987.88
Hubick, Greg	1979.80
Hughes, John	1979.80
Hunter, Tim	1992.93 to 1995.96
Hurlburt, Bob	1974.75
Huscroft, Jamie	1997.98 to 1998.99
Hutton, Ben	2015.16 to

I

Irbe, Arturs	1997.98
Isbister, Brad	2007.08

J

Jackson, Dane	1993.94 to 1994.95
Jaffray, Jason	2007.08 to 2008.09
Jensen, Nicklas	2012.13 to 2015.16
Johnson, Danny	1970.71 to 1971.72
Johnson, Ryan	2008.09 to 2009.10
Jokela, Mikko	2002.03
Joseph, Chris	1996.97, 1999.00
Joslin, Derek	2012.13
Jovanovski, Ed	1998.99 to 2005.06

K

Kannegiesser, Sheldon	1977.78
Kariya, Steve	1999.00 to 2001.02
Kassian, Zack	2011.12 to 2014.15
Kavanagh, Pat	2000.01, 2002.03 to 2003.04
Keane, Mike	2003.04
Kearns, Dennis	1971.72 to 1980.81
Kenins, Ronalds	2014.15 to 2015.16
Kesa, Dan	1993.94

Kesler, Ryan	2003.04 to 2013.14
Kidd, Ian	1987.88 to 1988.89
King, Jason	2002.03 to 2003.04
Kirton, Mark	1982.83 to 1984.85
Klatt, Trent	1998.99 to 2002.03
Kocur, Joey	1995.96
Komarniski, Zenith	1999.00, 2002.03
Korab, Jerry	1973.74
Kozak, Don	1978.79
Krajicek, Lukas	2006.07 to 2007.08
Krog, Jason	2008.09
Kron, Robert	1990.91 to 1992.93
Krutov, Vladimir	1989.90
Kucera, Frantisek	1995.96 to 1996.97
Kulak, Stu	1982.83, 1986.87
Kurtenbach, Orland	1970.71 to 1973.74
Kurtz, Justin	2001.02
Kurvers, Tom	1990.91

L

LaBarbera, Jason	2008.09
Lachance, Scott	2000.01 to 2001.02
Lack, Eddie	2013.14 to 2014.15
Lafayette, Nathan	1993.94 to 1994.95
Lain, Kellan	2013.14
Lalonde, Bobby	1971.72 to 1976.77
Lampman, Mike	1973.74
Langdon, Darren	2002.03
Lanthier, Jean-Marc	1983.84 to 1985.86
Lanz, Rick	1987.88
Lapierre, Maxim	1980.81 to 1986.87
Larionov, Igor	2010.11 to 2012.13
Lawless, Paul	1989.90 to 1991.92
LeBlanc, John	1987.88
Ledyard, Grant	1986.87 to 1987.88
Ledyard, Brad	1997.98
Leeb, Brad	1999.00, 2001.02
Leeman, Gary	1994.95
Lemay, Moe	1981.82 to 1986.87
Lemieux, Richard	1971.72 to 1973.74
Lenardon, Tim	1989.90
Letowski, Trevor	2001.02 to 2002.03
Lever, Don	1972.73 to 1979.80
Levie, Craig	1986.87
Lidster, Doug	1983.84 to 1992.93
Linden, Trevor	1988.89 to 1997.98
	2001.02 to 2007.08
	1978.79 to 1983.84
Lindgren, Lars	2002.03
Lindgren, Mats	2002.03
Lockett, Ken	1974.75 to 1975.76
Logan, Dave	1979.80 to 1980.81
Loney, Brian	1995.96
Lowry, Dave	1985.86 to 1987.88
Lukowich, Brad	2009.10
Lumme, Jyrki	1989.90 to 1997.98
Lunde, Len	1970.71
Luongo, Roberto	2006.07 to 2013.14
Lupul, Gary	1979.80 to 1985.86

M

MacAdam, Al	1984.85
MacDonald, Blair	1980.81 to 1982.83
MacDonald, Brett	1987.88
MacIntyre, Drew	2007.08
Mair, Jim	1972.73 to 1974.75
Maki, Wayne	1970.71 to 1972.73
Malhotra, Manny	2010.11 to 2012.13
Malik, Marek	2002.03 to 2003.04
Mailkoc, Dean	1995.96
Mancari, Mark	2011.12
Manery, Kris	1979.80

Maniago, Cesare	1976.77 to 1977.78
Manno, Bob	1976.77 to 1980.81
Markstrom, Jacob	2013.14 to
Marois, Mario	1980.81
Martin, Grant	1983.84 to 1984.85
Martin, Pit	1977.78 to 1978.79
Mason, Bob	1990.91
Matthias, Shawn	2013.14 to 2014.15
Maxwell, Brad	1986.87
May, Brad	1997.98 to 1999.00
	2002.03 to 2003.04
	1988.89 to 1991.92
	1997.98 to 1998.99
	1989.90 to 1991.92
Mazur, Jay	1997.98 to 1998.99
McAllister, Chris	2015.16
McBain, Andrew	1989.90 to 1991.92
McCabe, Bryan	1997.98 to 1998.99
McCann, Jared	2015.16
McCarthy, Kevin	1978.79 to 1983.84
McCarty, Steve	2005.06
McCord, Dennis	1973.74
McDonnell, Joe	1981.82
McIlhargey, Jack	1976.77 to 1979.80
McIntyre, John	1993.94 to 1994.95
McIver, Nathan	2006.07 to 2007.08
McKichan, Steve	1990.91
McLean, Kirk	1987.88 to 1997.98
McLelland, Dave	1972.73
McMillan, Brandon	2014.15
McNab, Peter	1983.84 to 1984.85
McSheffery, Bryan	1972.73 to 1973.74
McVicar, Rob	2005.06
Meehan, Gerry	1974.75
Melnyk, Larry	1987.88 to 1989.90
Messier, Mark	1997.98 to 1999.00
Michaud, Alfie	1999.00
Miller, Aaron	2007.08
Miller, Ryan	2014.15 to
Minor, Gerry	1979.80 to 1983.84
Mitchell, Willie	2006.07 to 2009.10
Mogilny, Alexander	1995.96 to 1999.00
Mojzis, Tomas	2005.06
Molin, Lars	1981.82 to 1983.84
Momesso, Sergio	1990.91 to 1994.95
Monahan, Garry	1974.75 to 1977.78
Moran, Brad	2006.07
Morin, Stephane	1992.93 to 1993.94
Morrison, Brendan	1999.00 to 2007.08
Morrison, Dave	1984.85
Moss, Tyler	2002.03
Muckalt, Bill	1998.99 to 1999.00
Murphy, Rob	1987.88 to 1991.92
Murray, Bob	1974.75 to 1976.77
Murzyn, Dana	1990.91 to 1998.99

N

Namestnikov, John	1993.94 to 1996.97
Naslund, Markus	1995.96 to 2007.08
Nedved, Petr	1990.91 to 1992.93
Neely, Cam	1983.84 to 1985.86
Nemchinov, Sergei	1996.97
Neill, Jim	1981.82 to 1983.84
Noonan, Brian	1996.97 to 1997.98
Nordmark, Robert	1988.89 to 1990.91
Noronen, Mika	2005.06
Nycholal, Lawrence	2008.09

O

Oberg, Evan	2009.10 to 2010.11
O'Brien, Shane	2008.09 to 2009.10
Oddleifson, Chris	1973.74 to 1980.81
Odjick, Gino	1990.91 to 1997.98
O'Flaherty, Gerry	1972.73 to 1977.78

ALL-TIME ROSTER

Ohlund, Mattias	1997.98 to 2008.09
Oksiu, Roman	1994.95 to 1995.96
O'Neil, Paul	1973.74
Oreskovich, Victor	2010.11 to 2011.12
O'Sullivan, Chris	1999.00
Ouellet, Maxime	2005.06
Ouellet, Michel	2008.09

P

Pahlsson, Samuel	2011.12
Paiement, Rosaire	1970.71 to 1971.72
Parent, Ryan	2010.11
Park, Richard	2005.06
Peca, Mike	1993.94 to 1994.95
Pedán, Andrey	2015.16 to
Pederson, Barry	1986.87 to 1989.90
Pederson, Denis	1999.00 to 2001.02
Pelletier, Pascal	2013.14
Perrault, Joel	2010.11
Peterson, Brent	1985.86 to 1986.87
Petit, Michel	1982.83 to 1987.88
Pettinger, Matt	2007.08, 2009.10
Pinizzotto, Steve	2012.13
Plavsic, Adrien	1989.90 to 1994.95
Popiel, Poul	1970.71 to 1971.72
Potvin, Felix	1999.00 to 2000.01
Pratt, Tracy	1973.74 to 1975.76
Primeau, Kevin	1980.81
Pronger, Sean	2003.04
Prust, Brandon	2015.16
Pyatt, Taylor	2006.07 to 2008.09

Q

Quinn, Dan	1989.90 to 1990.91
Quinn, Pat	1970.71 to 1971.72

R

Ratushny, Dan	1992.93
Raycroft, Andrew	2009.10
Raymond, Mason	2007.08 to 2012.13
Reaume, Marc	1970.71
Reid, Brandon	2003.04, 2006.07
Reinhart, Paul	1988.89 to 1989.90
Richardson, Brad	2013.14 to 2014.15
Richardson, Glen	1975.76
Richter, Dave	1986.87 to 1987.88
Ridley, Curt	1975.76 to 1977.78
	1979.80
Ridley, Mike	1995.96 to 1996.97
Ritchie, Byron	2007.08
Rizzuto, Garth	1970.71
Roberts, David	1996.97 to 1997.98
Robertsson, Bert	1997.98 to 1998.99
Robitaille, Mike	1974.75 to 1976.77
Rochefort, Leon	1974.75 to 1975.76
Rohlicek, Jeff	1987.88 to 1988.89
Rohlin, Leif	1995.96 to 1996.97
Rome, Aaron	2009.10 to 2011.12
Ronning, Cliff	1990.91 to 1995.96
Rota, Darcy	1979.80 to 1983.84
Roy, Derek	2012.13
Rucinsky, Martin	2003.04
Ruuttu, Christian	1994.95
Ruutu, Jarkko	1999.00 to 2005.06
Ryan, Prestin	2005.06
Rypien, Rick	2005.06 to 2010.11

S

Sabourin, Dany	2006.07
Salo, Sami	2002.03 to 2011.12
Samuelsson, Mikael	2009.10 to 2011.12
Sanderson, Derek	1976.77

Sanderson, Geoff	1997.98, 2003.04
Sandlak, Jim	1985.86 to 1992.93
	1995.96
Sanford, Curtis	2007.08 to 2008.09
Santala, Tommi	2006.07
Santorelli, Mike	2013.14
Saunders, David	1987.88
Sauve, Yann	2010.11, 2013.14

Sbisa, Luca	2014.15 to
Scatchard, Dave	1997.98 to 1999.00
Schaefer, Peter	1998.99 to 2001.02, 2010.11
Schella, John	1970.71 to 1971.72
Schliebener, Andy	1981.82,
	1983.84 to 1984.85
	1970.71 to 1973.74
Schmautz, Bobby	1980.81

Schneider, Cory	2008.09 to 2012.13
Schneider, Mathieu	2009.10
Schroeder, Jordan	2012.13 to 2013.14
Schultz, Jesse	2006.07
Schwab, Corey	1999.00

Sedin, Daniel	2000.01 to
Sedin, Henrik	2000.01 to
Sedlbauer, Ron	1974.75 to 1979.80
Seguin, Danny	1970.71, 1973.74
Semak, Alexander	1996.97
Semenov, Anatoli	1992.93
Sestito, Tom	2012.13 to 2014.15
Shannon, Ryan	2007.08
Sharifjanov, Vadim	1999.00
Shinkaruk, Hunter	2015.16

Shirokov, Sergei	2009.10 to 2010.11
Sillinger, Mike	1995.96 to 1997.98
Skriko, Petri	1984.85 to 1990.91
Skudra, Peter	2001.02 to 2002.03
Slegr, Jiri	1992.93 to 1994.95, 2003.04
Sly, Darryl	1970.71
Smith, Brad	1978.79 to 1979.80
Smith, Doug	1988.89 to 1989.90
Smith, Gary	1973.74 to 1975.76
Smith, Nathan	2003.04 to 2006.07
Smolinski, Bryan	2006.07
Smyl, Stan	1978.79 to 1990.91
Snepsts, Harold	1974.75 to 1983.84
	1988.89 to 1989.90
	1997.98 to 1999.00
Snow, Garth	1973.74
Sobchuk, Gene	1973.74
Sopel, Brent	1998.99 to 2003.04,
	2006.07

Speck, Fred	1971.72
Spruce, Andy	1976.77
Staios, Steve	1996.97 to 1998.99
Stanley, Daryl	1987.88 to 1989.90
Stanton, Ryan	2013.14 to 2014.15
Stapleton, Mike	2000.01
Stern, Ronnie	1987.88 to 1990.91
Stevens, Mike	1984.85
Stewart, Ralph	1970.71,
	1976.77 to 1977.78
	1971.72

Stewart, Ron	1994.95 to 1995.96
Stojanov, Alek	1973.74
Stone, Steve	1973.74
Strudwick, Jason	1997.98 to 2001.02
Sturm, Marco	2011.12
Sulzer, Alexander	2011.12
Summanen, Raimo	1986.87 to 1987.88
Sundin, Mats	2008.09
Sundstrom, Patrik	1982.83 to 1986.87
Sutter, Brandon	2015.16 to
Sutter, Rich	1986.87 to 1989.90
Sweatt, Bill	2011.12 to 2012.13
Sweatt, Lee	2010.11

T

Tallon, Dale	1970.71 to 1972.73
Tambellini, Jeff	2010.11
Tambellini, Steve	1985.86 to 1987.88
Tanev, Chris	2010.11 to
Tannahill, Don	1972.73 to 1973.74
Tanti, Tony	1982.83 to 1989.90
Taylor, Ted	1970.71 to 1971.72
Tezikov, Alexei	2001.02
Tikkanen, Esa	1995.96 to 1996.97
Torres, Raffi	2010.11
Tremblay, Yannick	2006.07
Tryamkin, Nikita	2015.16 to
Tudor, Rob	1978.79 to 1979.80

V

Vaananen, Ossi	2008.09
Vaic, Lubomir	1997.98, 1999.00
Vaive, Rick	1979.80
Valk, Garry	1990.91 to 1992.93
Vasiljevs, Herbert	2001.02
Ververgaert, Dennis	1973.74 to 1978.79
Vey, Linden	2014.15 to 2015.16
Veysey, Sid	1977.78
Virgrain, Claude	1987.88
Virtanen, Jake	2015.16 to
Volpatti, Aaron	2010.11 to 2012.13
Vrbata, Radim	2014.15 to 2015.16

W

Walker, Scott	1994.95 to 1997.98
Walter, Ryan	1991.92 to 1992.93
Walton, Mike	1975.76 to 1977.78
Ward, Dixon	1992.93 to 1993.94
Ward, Ron	1971.72
Warriner, Todd	2001.02 to 2002.03
Washburn, Steve	1998.99
Weaver, Mike	2007.08
Weber, Yannik	2013.14 to 2015.16
Weekes, Kevin	1998.99 to 1999.00
Weeks, Steve	1987.88 to 1990.91
Weinrich, Eric	2005.06
Weise, Dale	2011.12 to 2013.14
Wellwood, Kyle	2008.09 to 2009.10
Welsh, Jeremy	2013.14
Whitmore, Kay	1992.93 to 1994.95
Wickenheiser, Doug	1987.88
Wilcox, Barry	1972.73, 1974.75
Wiley, Jim	1974.75 to 1976.77
Wilkins, Barry	1970.71 to 1974.75
Williams, Tiger	1979.80 to 1983.84
Wilson, Dunc	1970.71 to 1972.73
	1978.79

Wiste, Jim	1970.71
Woodley, Dan	1987.88
Wotton, Mark	1994.95, 1996.17 to 1997.98
Wright, John	1972.73 to 1973.74

Y

York, Harry	1998.99 to 1999.00
Young, Howie	1970.71
Young, Wendell	1985.86 to 1986.87

Z

Zalewski, Michael	2013.14 to
Zetterstrom, Lars	1978.79
Zevel, Peter	1997.98 to 1998.99

ALL-TIME UNIFORM NUMBERS

CANUCKS

PLAYERS

IN THE SYSTEM

2015:16 REVIEW

OPPONENTS

HISTORY

ALL TIME RECORDS

PLAYOFFS

NHL

MEDIA SERVICES

213

1

Murray Bannerman, Bruce Bullock, Sean Burke, Ed Dycck, Ken Ellacott, George Gardner, Glen Hanlon, Johan Hedberg, Charlie Hodge, Roberto Luongo, Kirk McLean, Maxime Ouellet, Peter Skudra, Gary Smith, Dunc Wilson, Wendell Young.

2

Jim Agnew, Gary Doak, Jocelyn Guevremont, Kevan Guy, Doug Halward, Dan Hamhuis, Ken Hammond, Willie Huber, Ian Kidd, Frantisek Kucera, Craig Levie, Dave Logan, Bob Manno, John Namestnikov, Mattias Ohlund, Mike Robitaille, Lars Zetterstrom.

3

Kevin Bielska, Doug Bodger, Larry Bolonchuk, Garth Butcher, Keith Carney, Bob Dailey, Anders Eldebrink, Bret Hedican, Doug Lidster, Lars Lindgren, Joe McDonnell, Michel Petit, Pat Quinn, Brent Sopel.

4

Keith Ballard, Nolan Baumgartner, Jim Benning, Luc Bourdon, Rob Davison, Ab DeMarco, Gerald Diduck, Greg Hawgood, Randy Holt, John Hughes, Frantisek Kucera, Justin Kurtyk, Rick Lanz, Grant Ledyard, Bryan McCabe, Aaron Miller, Brent Sopel, Mike Walton, Barry Wilkins, Mark Wotton.

5

Bryan Allen, John Arbour, Garth Butcher, Colin Campbell, Larry Carriere, Christian Ehrhoff, Jason Garrison, Larry Goodenough, Marc-Andre Gragnani, Jim Hargreaves, Sheldon Kannegisser, Zenith Komarniski, Lukas Krajcek, Bob Manno, Dana Murzyn, Tracy Pratt. **Luca Sbisa**, John Schella, Darryl Sly, Brad Smith, Ossi Vaananen.

6

Adrian Aucoin, Dennis Kearns, Robert Nordmark, Adrien Plavsic, Marc Reaume, Dave Richter, Sami Salo, Andy Schliebener, Alexei Tezikov, Yannick Weber, Howie Young.

7

David Booth, Andre Boudrias, Tony Currie, Dave Fortier, Robb Gordon, Jamie Huscroft, Gary Lupul, Pit Martin, Gerry Minor, Brendan Morrison, Barry Pederson, Dan Quinn, David Roberts, Cliff Ronning, Linden Vey, Sid Veysey.

8

Greg G. Adams, Jozef Balej, Rick Blight, Donald Brashear, Wayne Connelly, Taylor Hall, Danny Johnson, Moe Lemay, Marek Malik, Peter McNab, Gerry Meehan, Willie Mitchell, Jim Nill, Bobby Schmautz, Alek Stojanov, **Chris Tanev**, Eric Weinrich.

9

Ivan Boldirev, Russ Courtnall, Harold Krueken, Ed Hatoum, Cody Hodgson, Zack Kassian, Mike Keane, Gary Leeman, Don Lever, Brad May, Andrew McBain, Brandon Pratt, Taylor Pyatt, Bobby Schmautz, Mike Stapleton, Dale Tallon, Tony Tanti, Lubomir Vaic, Ryan Walter, Jim Wiste.

10

Rick Blight, Brian Bradley, Pavel Bure, Drew Callander, Geoff Courtnall, Ray Cullen, Tony Currie, Bill Derlago, Anders Eldebrink, Jere Gillis, Ryan Johnson, Jean-Marc Lanthier, Moe Lemay, Trevor Letowski, Don Lever, Brad May, Dave Morrison, Brent Peterson, Bobby Schmautz, Fred Speck, Ronnie Stern, Jeff Tambellini, Esa Tikkanen, Dennis Vervegaert.

RETIRED NOV.02.13 (BURE).

11

Wayne Maki, Mark Messier, Chris Oddleifson.

12

Mike Corrigan, Rob Flockhart, Dan Gloor, Leon Rochefort, Stan Smyl, Ron Stewart, Barry Wilcox, Jim Wiley.

RETIRED NOV.03.91 (SMYL).

13

Nick Bonino, Mike Brown, Artem Chubarov, Lars Lindgren, Sergei Nemchinov, Matt Pettinger, Steve Pinizzotto, Mats Sundin, Raffi Torres, Jeremy Welsh.

14

Jesse Belanger, Lonny Bohonos, Steve Bozek, **Alex Burrows**, Bob Cook, Geoff Courtnall, Larry Courville, Peter Folco, Jere Gillis, Darby Hendrickson, Josh Holden, Dennis Lachance, Moe Lemay, Blair MacDonald, Dennis McCord, Chris Oddleifson, Brandon Reid, Geoff Sanderson, Bobby Schmautz, Danny Seguin, Steve Stone, Raimo Summanen, Tony Tanti, Doug Wickenheiser, Jim Wiste, John Wright.

15

Brent Ashton, Neil Belland, Drake Berehowsky, Paulin Bordeleau, Mike Brown, J.J. Daigneault, **Derek Dorsett**, Jim Dowd, Harold Druken, Tom Fergus, Dave Gagner, Tanner Glass, Hilliard Graves, Pat Kavanagh, John McIntyre, Rosaire Paiement, Adrien Plavsic, Sean Pronger, Brad Richardson, Byron Ritchie, Derek Roy, Rick Rypien, Peter Schaefer, Marco Sturm, Rich Suter, Aaron Volpatti, Todd Warriner.

16

Per-Olov Brasar, Brad Gassoiff, Dan Hodgson, Mark Kirton, Stu Kulak, Trevor Linden, Don Tannahill, Ted Taylor, Barry Wilcox, Jim Wiley.

RETIRED DEC.17.08 (LINDEN).

17

Drake Berehowsky, Lonny Bohonos, Jerry Butler, Drew Callander, Jimmy Carson, Jose Charbonneau, Tony Currie, Larry Gould, Todd Hawkins, Jan Hlavac, Ryan Kesler, Jason King, Vladimir Krutov, Paul Lawless, Bill Muckalt, Rob Murphy, Paul O'Neil, Mike Ridley, Jeff Rohlicek, Ron Sedlbauer, Danny Seguin, Vadim Sharifjanov, Patrick Sundstrom, Radim Vrbata, Dixon Ward, Ron Ward, Doug Wickenheiser, John Wright, Howie Young.

18

Shawn Antoski, Cam Barker, Steve Bernier, Ken Berry, Marc Crawford, Troy Crowder, Fedor Fedorov, Rory Fitzpatrick, Rob Flockhart, Larry Gould, John Grisdale, Ron Homenuke, Steve Kariya, Jason King, Robert Kron, Mike

Lampman, Igor Larionov, Jim Mair, Mark Marcari, Richard Park, Poul Popiel, Bert Robertsson, Darcy Rota, Geoff Sanderson, Peter Schaefer, Brad Smith, Ryan Stanton, **Chris Tanev**, Rick Vaive, **Jake Virtanen**, Mike Weaver.

19

Claire Alexander, Ron Delorme, Dale Dunbar, Roland Eriksson, Steve Hazlett, Greg Hubick, Tim Hunter, Richard Lemieux, Kris Manery, Mario Marois, Markus Naslund, Petr Nedved, Glen Richardson, Derek Sanderson, Jim Sandlak, Ron Stewart, Dale Tallon, Rob Tudor, Jim Wiley.

RETIRED DEC.11.10 (NASLUND).

20

Drew Callander, Jose Charbonneau, Jeff Cowan, Bill Derlago, Guillaume Desbiens, George Gardner, Jim Hargreaves, Chris Higgins, John Hughes, Ryan Kesler, Bobby Lalonde, Darren Langdon, Grant Martin, Andrew McBain, Gerry Minor, John Namestnikov, Ryan Parent, Denis Pederson, Christian Ruutu, Dave Scatchard, Bobby Schmautz, Jesse Schultz, Alexander Semak, Anatoli Semenov, Ronnie Stern, Steve Tambellini.

21

John Arbour, Magnus Arvedson, Peter Bakovic, Dave Balon, Tyler Bouck, Craig Coxie, Zac Dalpe, Jere Gillis, John Gould, Doug Halward, Ivan Hlinka, Josh Holden, Dennis Kearns, Zenith Komarniski, Jyrki Lumme, Brandon McMillan, Rob Murphy, Cam Neely, Mason Raymond, Doug Smith, Bryan Smolinski, Gene Sobchuk, **Brandon Sutter**.

22

Greg C. Adams, Gregg Boddy, Jeff Brown, Larry Courville, Craig Coxie, Robert Dirk, Jocelyn Guevremont, Dan Hodgson, Dave Lowry, Bob Manno, Markus Naslund, Garth Rizzuto, **Daniel Sedin**, Andy Spruce, Tiger Williams, Peter Zezel.

23

Murray Baron, Marc Bergevin, Sean Brown, **Alex Edler**, Neil Eisenhut, Martin Gelinias, Thomas Gradin, Martin Grenier, Murray Hall, Dan Hodgson, Bryan McCabe, Gerry O'Flaherty, Paul Reinhart, Garry Valk, Dan Woodley.

24

Jonas Andersson, Bruce Bullock, Jack Capuano, Matt Cooke, Adam Cracknell, Tony Currie, Raphael Diaz, Dave Dunn, Ed Dycck, Curt Fraser, Don Gibson, Randy Gregg, Doug Hordichuk, Tom Kurvers, Doug Lidster, Len Lunde, Mark Mancari, Brian McSheffrey, Larry Melyny, Gerry Monahan, Michel Petit, Jiri Slegr, Ralph Stewart, Scott Walker.

25

Kris Beech, Kevin Bielska, David Bruce, Andrew Cassels, Andrew Ebbett, Josh Green, Dan Kesa, Orland Kurtenbach, Nathan LaFayette, Doug Lidster, Mats Lindgren, Al MacAdam, Jim Mair, **Jacob Markstrom**, Kevin McCarthy, Stephane Morin, Michel Ouellet, Matt Pettinger, Jim Sandlak, Mike Santorelli, Sergei Shirokov, Steve Staios, Ralph Stewart, Alek Stojanov, Rob Tudor.

ALL-TIME UNIFORM NUMBERS

26

Bruce Affleck, Jim Agnew, Ken Block, Brandon Convery, Frank Corrado, **Emerson Etem**, George Gardner, Tim Hunter, Bob Hurlburt, Trent Klatt, Don Kozak, Steve McCarthy, Bryan McSheffrey, Gerry Meehan, Lars Molin, Stephane Morin, Bob Murray, Samuel Pahlsson, Martin Rucinsky, Mikael Samuelsson, Tommi Santala, Ryan Shannon, Mike Sillinger, Petri Skriko, Ralph Stewart, Steve Stone, Tiger Williams.

27

Shawn Antoski, Todd Bertuzzi, Randy Boyd, Mike Brown, Glen Cochrane, Brandon Convery, Craig Coxie, Lee Goren, **Ben Hutton**, Brad Isbister, Mikko Jokela, Jerry Korab, Jason Krog, John LeBlanc, Manny Malhotra, Shawn Matthias, Brad Maxwell, Sergio Momesso, Leif Rohlin, Mathieu Schneider, Harold Snepstis, Mark Wotton, Harry York.

28

Luc Bourdon, Donald Brashear, Mel Bridgman, Wade Brookbank, Rod Buskas, Jerry Butler, Dave Capuano, Mike Christie, Craig Coxie, Marc Crawford, Rob Flockhart, Brian Glynn, Larry Goodenough, Taylor Hall, Bryan Helmer, Chris Joseph, Joey Kocur, Jean-Marc Lanthier, John LeBlanc, Brian Noonan, Roman Oksiuta, Dan Ratushny, Yannick Tremblay, Rick Vaive, Steve Washburn.

29

Randy Boyd, Jiri Bubla, Glen Cochrane, Patrick Coulombe, Jason Jaffray, Kris Maney, Jack McIlhargey, Gino Odjick, **Andy Pedan**, Felix Potvin, Kevin Primeau, Aaron Rome, Peter Schaefer, Tom Sestito, Nathan Smith, Daryl Stanley, Herbert Vasiljevs.

30

Martin Brochu, Gary Bromley, Bruce Bullock, Frank Caprice, Jacques Caron, Ed Dyck, Joacim Eriksson, Mike Fountain, George Gardner, Jason LaBarbera, Ken Lockett, Cesare Maniago, Steve McKichan, Dave McLelland, **Ryan Miller**, Tyler Moss, Andrew Raycroft, Garth Snow, Dunc Wilson.

31

Shawn Antoski, Bruce Bullock, Troy Gamble, John Garrett, Rick Heinz, Corey Hirsch, Eddie Lack, Drew MacIntyre, Bob Mason, Mika Noronen, Lubomir Vaic, Steve Weeks, Dunc Wilson.

32

Jim Agnew, **Richard Bachman**, Peter Bakovic, Robin Bartel, Neil Belland, Tyler Bouck, Marc Chouinard, Craig Coxie, Murray Craven, Bruce Holloway, Arturs Irbe, Chris Joseph, Ian Kidd, Dean Malkoc, Brad May, Lawrence Nycholat, Joel Perrault, Corey Schwab, Dale Weise.

33

Marc Crawford, Tim Lenardon, Jay Mazur, Alfie Michaud, Mike Peca, Jim Sandlak, David Saunders, **Henrik Sedin**, Mike Stevens, Steve Weeks.

34

Neil Belland, Byron Bitz, Jassen Cullimore, Guillaume Desbiens, Neil Eisenhut, Ian Kidd, Brad Lukowich, Brett MacDonald, Rob McVicar, Jeff Rohlicek, Jason Strudwick, Claude Vilgrain.

35

Alex Auld, Richard Brodeur, Bruce Bullock, Ed Dyck, Bob Essensa, Troy Gamble, **Jacob Markstrom**, Curt Ridley, Dany Sabourin, Cory Schneider, Kevin Weekes, Kay Whitmore.

36

Jim Agnew, Ryan Bonni, Josh Green, **Jannik Hansen**, Dane Jackson, Brian Loney, Chris McAllister.

37

Brandon Reid, Jarkko Ruutu, Rick Rypien.

38

Jan Bulis, Pavol Demitra, Todd Hawkins, Derek Joslin, Brad Leeb, Victor Oreskovich.

39

Enrico Ciccone, Dan Cloutier, Brandon DeFazio, Cody Hodgson, Brad Moran, Chris O'Sullivan.

40

Michael Grabner, Maxim Lapierre, **Michael Zalewski**.

41

Andrew Alberts, Robin Bawa, Ronalds Kenins, Prestin Ryan, Curtis Sanford.

42

Sven Baertschi, Josef Beranek, Ben Ferriero, Bill Sweatt, Kyle Wellwood.

43

Don Gibson, Pat Kavanagh.

44

Dave Babych, Matt Bartkowski, Nolan Baumgartner, Todd Bertuzzi, Adam Clendenning, Andrew Gordon, Rob Murphy, Pascal Pelletier.

45

Nicklas Jensen, Nathan McIver, Tomas Mojzis.

46

Mike Brown, Jordan Schroeder.

47

Sven Baertschi, Yann Sauve.

48

Cam Brown, Hunter Shinkaruk, Bert Roberts.

49

Darren Archibald, Alex Bolduc, Zack FitzGerald.

50

Brendan Gaunce.

51

Derek Dorsett.

52

Sven Butenschon, Alexander Sulzer.

53

Bo Horvat.

54

Kellan Lain, Aaron Volpatti.

55

Alex Biega, Ed Jovanovski, Shane O'Brien.

56

Alex Friesen.

57

Lee Sweatt.

58

Taylor Fedun, Robert Kron.

60

Markus Granlund.

62

Mario Bliznak.

64

Evan Oberg.

65

Alexandre Grenier.

66

Gino Odjick.

71

Jiri Slegr.

72

Peter Schaefer.

77

Anson Carter.

79

Mike Duco.

81

Fedor Fedorov.

88

Nikita Tryamkin.

89

Alexander Mogilny.

91

Jared McCann.

96

Pavel Bure.

ALL-TIME DRAFT SELECTIONS

2016

1	5	Olli Juolevi	D	London
3	64	William Lockwood	RW	USA U-18
5	140	Cole Candella	D	Hamilton
6	154	Jakob Stukel	LW	Calgary
7	184	Rodrigo Abols	C	Portland
7	194	Brett McKenzie	C	North Bay

2015

1	23	Brock Boeser	RW	Waterloo
2	66	Guillaume Brisebois	D	Acadie-Bathurst
3	114	Dmitry Zhukenov	C	Omsk 2
4	144	Carl Neill	D	Sherbrooke
5	149	Adam Gaudette	C	Cedar Rapids
6	174	Lukas Jasek	RW	Trinec
7	210	Tate Olson	D	Prince George

2014

1	6	Jake Virtanen	LW	Calgary
1	24	Jared McCann	C	Sault Ste. Marie
2	36	Thatcher Demko	G	Boston College
3	66	Nikita Tryamkin	D	Yekaterinburg
5	126	Gustav Forsling	D	Linköping
6	156	Kyle Pettit	C	Erie
7	186	Mackenze Stewart	D	Prince Albert

2013

1	9	Bo Horvat	C	London
1	24	Hunter Shinkaruk	F	Medicine Hat
3	85	Cole Cassels	C	Oshawa
4	115	Jordan Subban	D	Belleville
5	145	Anton Cederholm	D	Rogle Jr.
6	175	Mike Williamson	D	Spruce Grove
7	205	Miles Liberati	D	London

2012

1	26	Brendan Gaunce	C	Belleville
2	57	Alexandre Mallet	C	Rimouski
5	147	Ben Hutton	D	Kemptville/Nepean
6	177	Wesley Myron	F	Victoria
7	207	Matthew Beattie	LW	Phillips Exeter Academy

2011

1	29	Nicklas Jensen	F	Oshawa
3	71	David Honzik	G	Victoriaville
3	90	Alexandre Grenier	RW	Quebec
4	101	Joseph LaBate	C	Holy Angels
4	120	Ludwig Blomstrand	D	Djurgarden Jr.
5	150	Frank Corrado	D	Sudbury
6	180	Pathrik Westerholm	C	Malmö
7	210	Henrik Tommernes	D	Frolunda

2010

4	115	Patrick McNally	D	Milton Academy
5	145	Adam Polasek	D	P.E.I.
6	172	Alex Friesen	C	Niagara
6	175	Jonathan Ilahti	G	SM-liiga
7	205	Sawyer Hannay	D	Halifax

2009

1	22	Jordan Schroeder	C	Minnesota
2	53	Anton Rodin	RW	U-20 Sweden
3	83	Kevin Connauton	D	Western Michigan
4	113	Jeremy Price	D	Nepean
5	143	Peter Andersson	D	Frolunda Jr.
6	173	Joe Cannata	G	Merrimack College
7	187	Steven Anthony	LW	Saint John

2008

1	10	Cody Hodgson	C	Brampton
2	41	Yann Sauve	D	Saint John
5	131	Prab Rai	RW	Seattle
6	161	Mats Froshaug	LW	Linköping/Nyköping
7	191	Morgan Clark	G	Red Deer

2007

1	25	Patrick White	C	Tri-City
2	33	Taylor Ellington	D	Everett
5	145	Charles-Antoine Messier	C	Baie-Comeau
5	146	Ilya Kablukov	C	CSKA Moscow
6	176	Taylor Matson	F	Des Moines
7	206	Dan Gendur	RW	Everett

2006

1	14	Michael Grabner	RW	Spokane
3	82	Daniel Rahimi	D	Bjorkloven
6	163	Sergei Shirokov	RW	CSKA Moscow
6	167	Juraj Simek	W	Kloten Jr.
7	197	Evan Fuller	C	Prince George

2005

1	10	Luc Bourdon	D	Val d'Or
2	51	Mason Raymond	LW	Camrose
4	114	Alexandre Vincent	G	Chicoutimi
5	138	Matt Butcher	C	Chilliwack
6	185	Kris Fredheim	D	Notre Dame
7	205	Mario Bliznak	C	Dubnica Jr.

2004

1	26	Cory Schneider	G	Phillips-Andover Academy
3	91	Alex Edler	D	Jamtland
4	125	Andrew Sarauer	LW	Langley
5	159	Mike Brown	RW	Michigan
6	189	Julien Ellis	G	Shawinigan
8	254	David Schulz	D	Swift Current
9	287	Jannik Hansen	RW	Rodovre

2003

1	23	Ryan Kesler	C	Ohio St.
2	60	Marc-Andre Bernier	RW	Halifax
4	111	Brandon Nolan	C	Oshawa
4	128	Ty Morris	LW	St. Albert
5	160	Nicklas Danielsson	RW	Brynas
6	190	Chad Brownlee	D	Vernon
7	222	F.P. Guenette	C	Halifax
8	252	Sergei Topol	LW	Omsk
8	254	Nathan McIver	D	St. Michael's
9	285	Matthew Hansen	D	Seattle

2002

2	49	Kiril Koltsov	D	Omsk
2	55	Denis Grot	D	Elektrostal
3	68	P.R.T. Skinner	D	Des Moines
3	83	Lukas Mensator	G	Karlovy Vary
4	114	John Laliberte	RW	New Hampshire
5	151	Rob McVicar	G	Brandon
7	214	Marc-Andre Roy	RW	Baie-Comeau
7	223	Ilya Kriukov	LW	Elektrostal
8	247	Matt Violin	G	Lake Superior St.
9	277	Thomas Nussli	RW	Zug
9	278	Matt Gens	D	St. Cloud St.

2001

1	16	R.J. Umberger	C	Ohio St.
3	66	Fedor Fedorov	C	Sudbury
4	114	Evgeny Gladskikh	RW	SK Magnitogorsk
5	151	Kevin Biaksa	D	Bowling Green
7	212	Jason King	RW	Halifax
8	245	Konstantin Mikhailov	C	HK Nizhnekamsk

ALL-TIME DRAFT SELECTIONS

2000

1	23	Nathan Smith	C	Swift Current
3	71	Thatcher Bell	C	Rimouski
3	93	Tim Branham	D	Barrie
5	144	Pavel Duma	C	Neftekhimik
7	208	Brandon Reid	C	Halifax
8	241	Nathan Barrett	C	Lethbridge
9	272	Tim Smith	C	Spokane

1999

1	2	Daniel Sedin	LW	Modo
1	3	Henrik Sedin	C	Modo
3	69	Rene Vydereny	D	Bratislava
5	129	Ryan Thorpe	LW	Spokane
6	172	Josh Reed	D	Vernon
7	189	Kevin Swanson	G	Kelowna
8	218	Markus Kankaanpera	D	Jyp HT Jyaskyla
9	271	Darrell Hay	D	Tri-City

1998

1	4	Bryan Allen	D	Oshawa
2	31	Artem Chubarov	C	Dynamo
3	68	Jarkko Ruutu	LW	HIFK Helsinki
3	81	Justin Morrison	RW	Colorado College
4	90	Regan Darby	D	Tri-City
5	136	David Johnson	D	Leksand
5	140	Rick Bertran	D	Kitchener
6	149	Paul Cabana	RW	Fort McMurray
7	177	Vince Malts	RW	Hull
8	204	Graig Mischler	C	Northeastern
8	219	Curtis Valentine	LW	Bowling Green
9	232	Jason Metcalfe	D	London

1997

1	10	Brad Ference	D	Spokane
2	34	Ryan Bonni	D	Saskatoon
2	36	Harold Druken	D	Detroit
3	64	Kyle Freadrich	LW	Prince George
4	90	Chris Stanley	C	Belleville
5	114	David Gurguzas	C	Edmonton
5	117	Matt Cockell	G	Saskatoon
6	144	Matt Cooke	LW	Windsor
6	148	Larry Shapley	D	Welland
7	171	Rod Leroux	D	Seattle
8	201	Denis Martynuk	G	Moscow
9	227	Peter Brady	LW	Powell River

1996

1	12	Josh Holden	C	Regina
3	75	Zenith Komarniski	D	Tri-City
4	93	Jonas Soling	LW	Huddinge
5	121	Tyler Prosofsky	C	Kelowna
6	147	Nolan McDonald	D	U. of Vermont
7	175	Clint Cabana	G	Medicine Hat
8	201	Jeff Scissons	C	Vernon
9	227	Lubomir Vaic	C	HC Kosice

1995

2	40	Chris McAllister	D	Saskatoon
3	61	Larry Courville	LW	Oshawa
3	66	Peter Schaefer	LW	Brandon
4	92	Lloyd Shaw	D	Seattle
5	120	Todd Norman	LW	Guelph
6	144	Brent Soper	D	Swift Current
7	170	Stewart Bodtker	C	Colorado College
8	196	Tyler Willis	RW	Swift Current
9	222	Jason Cugnet	G	Kelowna

1994

1	13	Mattias Ohlund	D	Pitea
2	39	Robb Gordon	C	Powell River
2	42	Dave Scatchard	C	Portland
3	65	Chad Allan	D	Saskatoon
4	92	Mike Dubinsky	RW	Brandon
5	117	Yanick Dube	RW	Laval
7	169	Yuri Kuznetsov	C	Omsk
8	195	Rob Trumbley	RW	Moose Jaw
9	221	Bill Muckalt	RW	Kelowna Jr. A
10	247	Tyson Nash	LW	Kamloops
11	273	Robert Longpre	C	Medicine Hat

1993

1	20	Mike Wilson	D	Sudbury
2	46	Rick Girard	C	Swift Current
4	98	Dieter Kochan	D	Kelowna
5	124	Scott Walker	G	Owen Sound
6	150	Troy Creurer	D	Notre Dame
7	176	Evgeny Babariko	C	Nizhni Novg.
8	202	Sean Tallaire	RW	Lake Superior St.
10	254	Bert Robertsson	D	Sodertalje
11	280	Sergei Tkachenko	G	Hamilton

1992

1	21	Libor Polasek	C	TJ Vitkovice
2	40	Mike Peca	C	Ottawa
2	45	Michael Fountain	G	Oshawa
3	69	Jeff Connolly	C	St. Sebastian's HS
4	93	Brent Tully	D	Peterborough
5	110	Brian Loney	RW	Ohio St. U.
5	117	Adrian Aucoin	D	Boston U.
6	141	Jason Clark	C/LW	St. Thomas Jr. B
7	165	Scott Hollis	RW	Oshawa
9	213	Sonny Mignacca	G	Medicine Hat
10	237	Mark Wotton	D	Saskatoon
11	261	Aaron Boh	D	Spokane

1991

1	7	Alek Stojanov	RW	Hamilton Dukes
2	29	Jassen Cullimore	D	Peterborough
3	51	Sean Pronger	C	Bowling Green
5	95	Dan Kesa	RW	Prince Albert
6	117	Evgeny Namestnikov	D	Novgorod
7	139	Brent Thurston	LW	Spokane
8	161	Eric Johnson	RW	Armstrong HS
9	183	David Neilson	LW	Prince Albert
10	205	Brad Barton	D	Kitchener
11	227	Jason Fitzsimmons	G	Moose Jaw
12	249	Xavier Majic	C	R.P.I.

1990

1	2	Petr Nedved	C	Seattle
1	18	Shawn Antoski	LW	North Bay
2	23	Jiri Slegr	D	Litvinov
4	65	Darin Bader	LW	Saskatoon
5	86	Gino Odjick	LW	Laval
7	128	Daryl Filipek	D	Ferris State
8	149	Paul O'Hagan	D	Oshawa
9	170	Mark Cipriano	RW	Victoria
10	191	Troy Neumeier	D	Prince Albert
11	212	Tyler Ertel	C	North Bay
12	233	Karri Kivi	D	Ilves

ALL-TIME DRAFT SELECTIONS

1989

1	8	Jason Herter	D	North Dakota
2	29	Rob Woodward	LW	Deerfield HS
4	71	Brett Hauer	D	Richfield HS
6	113	Pavel Bure	LW	CSKA
7	134	Jim Revenberg	RW	Windsor
8	155	Rob Sangster	LW	Kitchener
9	176	Sandy Moger	RW	Lake Superior St.
10	197	Gus Morschauser	G	Kitchener
11	218	Hayden O'Rear	D	Alaska
12	239	Darcy Cahill	C	Cornwall
12	248	Jan Bergman	D	Sodertalje

1988

1	2	Trevor Linden	RW	Medicine Hat
2	33	Leif Rohlin	D	VIK
3	44	Dane Jackson	RW	Vernon
4	107	Corrie D'Alessio	G	Cornell
6	122	Phil von Stefenelli	D	Boston
7	128	Dixon Ward	RW	Red Deer
8	149	Greg Geldart	C	St. Albert
9	170	Roger Akerstrom	D	Lulea
10	191	Paul Constantin	C	Burlington
11	212	Chris Wolanin	D	Illinois-Chicago
12	233	Stefan Nilsson	RW	Troja

1987

2	24	Rob Murphy	C	Laval
3	45	Steve Veilleux	D	Trois-Rivieres
4	66	Doug Torrel	C	Hibbing HS
5	87	Sean Fabian	D	Hill Murray HS
6	108	Garry Valk	RW	Sherwood Pk. HS
7	129	Todd Fanning	G	Ohio St.
8	150	Viktor Tjumenev	C	Spartak
9	171	Craig Daly	D	New Hampton
10	192	John Fletcher	G	Clarkson College
11	213	Roger Hansson	F	Rogle
12	233	Neil Eisenhut	C	Langley Jr. A
12	234	Matt Evo	LW	Country Day HS

1986

1	7	Dan Woodley	C	Portland
3	49	Don Gibson	D	Winkler
4	70	Ronnie Stern	RW	Longueuil
5	91	Eric Murano	C	Calgary
6	112	Steve Herniman	D	Cornwall
7	133	Jon Helgeson	C	Rosseau HS
8	154	Jeff Noble	C	Kitchener
9	175	Matt Merton	G	Stratford Jr. B
10	196	Marc Lyons	D	Kingston
11	217	Todd Hawkins	RW	Belleville
12	238	Vladimir Krutov	LW	CSKA

1985

1	4	Jim Sandlak	RW	London
2	25	Troy Gamble	G	Medicine Hat
3	46	Shane Doyle	D	Belleville
4	67	Randy Siska	C/LW	Medicine Hat
5	88	Robert Kron	C	Zetor Brno
6	109	Martin Hrstka	LW	Ingstad Brno
7	130	Brian McFarlane	RW	Seattle
8	151	Hakan Ahlund	RW	Orebro
9	172	Curtis Hunt	D	Prince Albert
10	193	Carl Valimont	D	U. of Lowell
11	214	Igor Larionov	C	CSKA
12	235	Darren Taylor	C	Calgary

1984

1	10	J.J. Daigneault	D	Longueuil
2	31	Jeff Rohlicek	C	Portland
3	52	Marc Saunders	LW	St. Lawrence U.
3	55	Landis Chaulk	LW	Calgary
3	58	Mike Stevens	LW	Kitchener
4	73	Brian Bertuzzi	C	Kamloops
5	94	Brett MacDonald	D	North Bay
6	115	Jeff Korchinski	D	Clarkson
7	136	Blaine Chrest	C	Portland
8	157	Jim Agnew	D	Brandon
9	178	Rex Grant	G	Kamloops
10	198	Ed Lowney	RW	Boston U.
11	219	Doug Clarke	D	Colorado College
12	239	Ed Kister	D	London

1983

1	9	Cam Neely	RW	Portland
2	30	David Bruce	RW	Kitchener
3	50	Scott Tottle	RW	Peterborough
4	70	Tim Lorenz	LW	Portland
5	90	Doug Quinn	D	Nanaimo
6	110	Dave Lowry	LW	London
7	130	Terry Maki	LW	Brantford
8	150	John Labatt	C	Minnetonka HS
9	170	Allan Measures	D	Calgary
10	190	Roger Grillo	D	U. of Maine
11	210	Steve Kayser	D	U. of Vermont
12	230	Jay Mazur	RW	Breck HS

1982

1	11	Michel Petit	D	Sherbrooke
3	53	Yves Lapointe	LW	Shawinigan
4	71	Shawn Kilroy	G	Peterborough
6	116	Taylor Hall	LW	Regina
7	137	Parie Proft	D	Calgary
8	158	Newell Brown	C	Michigan State
9	179	Don McLaren	RW	Ottawa
10	200	Al Raymond	LW	Niagara Falls
11	221	Steve Driscoll	LW	Cornwall
12	242	Shawn Green	RW	Victoria

1981

1	10	Garth Butcher	D	Regina
3	52	Jean-Marc Lanthier	RW	Sorel
4	73	Wendell Young	G	Kitchener
5	105	Moe Lemay	LW	Ottawa
6	115	Stu Kulak	RW	Victoria
7	136	Bruce Holloway	D	Regina
8	157	Petri Skriko	LW	Saipa
9	178	Frank Caprice	G	London
10	199	Rejean Vignola	C	Shawinigan

1980

1	7	Rick Lanz	D	Oshawa
3	49	Andy Schliebener	D	Peterborough
4	70	Marc Crawford	LW	Cornwall
5	91	Darrell May	G	Portland
6	112	Ken Berry	LW	Canadian Oly.
7	133	Doug Lidster	D	Colorado College
8	154	John O'Connor	D	U. of Vermont
9	175	Patrik Sundstrom	C	Bjorkloven
10	196	Grant Martin	C	Kitchener

1979

1	5	Rick Vaive	RW	Sherbrooke
2	26	Brent Ashton	LW	Saskatoon
3	47	Ken Ellacott	LW	Peterborough
4	68	Arthur Rutland	C	Sault St. Marie
5	89	Dirk Graham	RW	Regina
6	110	Shane Swan	D	Sudbury

CANUCKS

PLAYERS

IN THE SYSTEM

2015:16 REVIEW

OPPONENTS

HISTORY

ALL TIME RECORDS

PLAYOFFS

NHL

MEDIA SERVICES

ALL-TIME DRAFT SELECTIONS

1978

1	4	Bill Delrago	C	Brandon
2	22	Curt Fraser	LW	Victoria
3	40	Stan Smyl	RW	New Westminster
4	56	Harald Luckner	C	Farjestads
4	57	Brad Smith	RW	Sudbury
6	90	Gerry Minor	C	Regina
7	107	Dave Ross	C	Portland
8	124	Steve O'Neill	LW	Providence
9	141	Charlie Antetomoso	D	Boston College
10	158	Richards Martens	G	New Westminster

1977

1	4	Jere Gillis	LW	Sherbrooke
2	22	Jeff Bandura	D	Portland
3	40	Glen Hanlon	G	Brandon
4	56	Dave Morrow	D	Calgary
4	58	Murray Bannerman	G	Victoria
5	76	Steve Hazlett	LW	St. Catherines
6	94	Brian Drumm	LW	Peterborough
7	112	Ray Creasey	C	New Westminster

1976

2	26	Bob Manno	D	St. Catherines
3	44	Rob Flockhart	LW	Kamloops
4	62	Elmer Ray	LW	Calgary
5	80	Dick Durston	LW	Victoria
6	98	Rob Tudor	RW	Regina
7	114	Brad Rhiness	C	Kingston
8	122	Stu Ostlund	C	Michigan Tech

1975

1	10	Rick Blight	RW	Brandon
2	28	Brad Gassoff	LW	Kamloops
3	46	Norm LaPointe	G	Trois-Rivieres
4	64	Glen Richardson	LW	Hamilton
5	82	Doug Murray	LW	Brandon
6	100	Bob Watson	RW	Flin Flon
7	118	Brian Shmyr	C	New Westminster
8	136	Allan Fleck	LW	New Westminster
9	152	Bob McNiece	D	New Westminster
11	182	Sid Veysey	C	Sherbrooke

1974

2	23	Ron Sedlbauer	LW	Kitchener
3	41	John Hughes	D	Toronto
4	59	Harold Snepsts	D	Edmonton
5	77	Mike Rogers	C	Calgary
6	95	Andy Spruce	LW	London
7	113	Jim Clarke	D	Toronto
8	130	Robbie Watt	LW	Flin Flon
9	147	Marc Gaudreault	D	Lake Superior St.

1973

1	3	D. Ververgeart	RW	London
1	9	Bob Dailey	D	Toronto
2	19	Paulin Bordeleau	RW	Toronto
3	35	Paul Sheard	RW	Ottawa
4	51	Keith Mackie	D	Edmonton
5	67	Paul O'Neil	C	Boston
6	83	Jim Cowell	C	Ottawa
7	99	Clay Heberton	G	Portland
8	115	John Senkpiel	LW	Vancouver
9	131	Peter Folco	D	Quebec
10	147	Terry McDougall	C	Swift Current

1972

1	3	Don Lever	LW	Niagara Falls
2	19	Bryan McSheffrey	RW	Ottawa
3	35	Paul Raymer	LW	Peterborough
4	51	Ron Homenuke	RW	Calgary
5	67	Larry Bolonchuk	D	Winnipeg
6	83	Dave McLelland	G	Brandon
7	99	Dan Gloor	C	Peterborough
8	115	Dennis McCord	D	London
9	131	Steve Stone	RW	Niagara Falls

1971

1	3	J. Guevremont	D	Montreal Jr.
2	17	Bobby Lalonde	C	Montreal Jr.
3	39	Richard Lemieux	C	Montreal Jr.
5	59	Mike McNiven	D	Halifax Jr.
6	73	Tim Steeves	RW	Prince Edward Isl.
7	87	Bill Green	D	Notre Dame
8	101	Norm Cherrey	F	U. of Wisconsin
8	102	Bob Murphy	F	Cornwall

1970

1	2	Dale Tallon	D	Toronto
2	16	Jim Hargreaves	D	Winnipeg
3	30	Ed Dyck	G	Calgary
4	44	Brent Taylor	F	Estevan
5	58	Bill McFadden	F	Swift Current
6	72	Dave Gilmour	LW	London

SUPPLEMENTAL DRAFT

1986	22	David Gourlie	D	U. of Denver
1987	18	Steve Johnson	RW	North Dakota
1988	2	Andy Gribble	RW	Bowling Green
	7	Steve McKichan	RW	Miami of Ohio
1989	13	Jeff Napierala	G	Lake Superior St.
1990	2	Paul Dukovac	D	Cornell
	6	N. Krumpfschmid	D	Ferris St.
1991	13	Scott Meehan	C	U. of Lowell

JUNE 10, 1970

John Arbour from Pittsburgh for cash.

JUNE 10, 1970

Andre Boudrias from St. Louis for 1970 7th and ninth round draft picks.

DECEMBER 3, 1970

John Arbour to St. Louis for cash.

MAY 25, 1971

Greg Boddy from Montreal for cash and a third round draft pick (Jim Cahoon) in 1971.

JUNE 8, 1971

Gary Bredin and John Cunniff from Detroit for Irv Spencer and Bob Dillabough.

SEPTEMBER 14, 1971

Rey Comeau to Montreal for cash.

NOVEMBER 16, 1971

Ron Stewart, Wayne Connelly and Dave Balon from NY Rangers for Gary Doak and Jim Wiste.

NOVEMBER 21, 1971

Bob Cook to Detroit for cash.

MARCH 5, 1972

Ron Stewart to NY Rangers for cash.

MARCH 6, 1972

Jim Niekamp from Detroit for Ralph Stewart.

MAY 14, 1973

Gary Smith and Jerry Korab from Chicago for Dale Tallon.

MAY 29, 1973

Larry McIntyre and Murray Heatley from Toronto for Dunc Wilson.

DECEMBER 10, 1973

Mike Lampman from St. Louis for John Wright.

DECEMBER 27, 1973

John Gould and Tracy Pratt from Buffalo for Jerry Korab.

FEBRUARY 7, 1974

Chris Oddleifson, Fred O'Donnell and Mike Walton from Boston for Bobby Schmautz.

SEPTEMBER 15, 1974

Jacques Caron traded to Buffalo for future considerations.

OCTOBER 4, 1974

Leon Rochefort from Atlanta for cash.

OCTOBER 14, 1974

Gerry Meehan and Mike Robitaille from Buffalo for Jocelyn Guevremont and Bryan McSheffrey.

OCTOBER 16, 1974

Garry Monahan and John Grisdale from Toronto for Dave Dunn.

NOVEMBER 4, 1974

Ab Demarco from Pittsburgh for Barry Wilkins.

MARCH 9, 1975

Bob Murray from Atlanta for Gerry Meehan.

JANUARY 14, 1976

Ab Demarco to Los Angeles for a second round draft pick (Brian Hill) in 1977.

JANUARY 20, 1976

Curt Ridley from Atlanta for first round pick (Dave Shand) in 1976.

AUGUST 23, 1976

Cesare Maniago from Minnesota for Gary Smith.

SEPTEMBER 4, 1976

Tracy Pratt to Colorado for cash.

OCTOBER 6, 1976

Ralph Stewart and Dave Fortier from NY Islanders for cash.

DECEMBER 2, 1976

Hilliard Graves and Larry Carriere from Atlanta for John Gould and a second round draft pick (Brian Hill) in 1977.

JANUARY 20, 1977

Larry Goodenough and Jack McIlhargey from Philadelphia for Bob Dailey.

FEBRUARY 18, 1977

Derek Sanderson from St. Louis for cash.

NOVEMBER 4, 1977

Pit Martin from Chicago for future considerations (Murray Bannerman).

NOVEMBER 21, 1977

Sheldon Kannegiesser from Los Angeles for Larry Carriere.

JANUARY 29, 1978

Claire Alexander from Toronto for cash.

JUNE 12, 1978

Mike Walton to St. Louis for a fourth round draft pick (Harald Luckner) in 1978.

JUNE 14, 1978

Rights to Thomas Gradin from Chicago for second round draft pick (Steve Ludzik) in 1980.

SEPTEMBER 13, 1978

Garry Monahan to Toronto for cash.

OCTOBER 1, 1978

Ralph Stewart to NY Islanders for cash.

NOVEMBER 17, 1978

Dunc Wilson from Pittsburgh for cash.

DECEMBER 31, 1978

Kevin McCarthy and Drew Callander from Philadelphia for Dennis Ververgaert. Don Kozak from Los Angeles for Randy Holt.

JULY 19, 1979

Chuck Arnsason from Minnesota for future considerations/cash.

NOVEMBER 6, 1979

Bruce Affleck and Gord Buynak from St. Louis for cash.

DECEMBER 10, 1979

Per-Olov Brasar from Minnesota for a second round draft pick (Mike Sands) in 1981.

DECEMBER 21, 1979

Harold Philippoff and Dave Logan from Chicago for Ron Sedlbauer.

JANUARY 2, 1980

Jack McIlhargey to Philadelphia for cash and future considerations.

JANUARY 4, 1980

Kris Manery from Minnesota for a second round draft pick (then traded to Montreal-Kent Carlson) in 1982.

FEBRUARY 8, 1980

Darcy Rota and Ivan Boldirev from Atlanta for Don Lever and Brad Smith.

FEBRUARY 10, 1980

Curt Ridley to Toronto for cash.

FEBRUARY 18, 1980

Dave Williams and Jerry Butler from Toronto for Rick Vaive and Bill Derlago.

FEBRUARY 28, 1980

Bruce Affleck and Gord Buynak to St. Louis for cash.

OCTOBER 6, 1980

Richard Brodeur from NY Islanders for switch of 1981 fifth round draft picks (Vancouver chose Moe Lemay; NY selected Jacques Sylvestre).

NOVEMBER 11, 1980

Mario Marois and Jim Mayer from NY Rangers for Jere Gillis and Jeff Bandura.

DECEMBER 8, 1980

Mike Christie from Colorado for cash.

MARCH 8, 1981

Doug Halward from Los Angeles for Gary Bromley and a 1982 fifth round draft pick (Ulf Isaksson).

ALL-TIME TRADES

MARCH 10, 1981

Garry Lariviere from Quebec for Mario Marois. Garry Lariviere and Ken Berry to Edmonton for Blair MacDonald and rights to Lars-Gunnar Petersson.

JULY 15, 1981

Brent Ashton and 1982 fourth round draft pick (Tom Martin) to Winnipeg as compensation for signing Ivan Hlinka and Jiri Bubla.

MARCH 9, 1982

Tony Currie, Jim Nill, Rick Heinz and a fourth round draft pick in 1982 (Shawn Kilroy) from St. Louis for Glen Hanlon.

JUNE 3, 1982

Rick Heinz to St. Louis for cash.

JANUARY 6, 1983

Tony Tanti from Chicago for Curt Fraser.

JANUARY 17, 1983

Mark Kirton from Detroit for Ivan Boldirev.

FEBRUARY 4, 1983

John Garrett from Quebec for Anders Eldebrink.

OCTOBER 20, 1983

Lars Lindgren to Minnesota for a third round draft pick (Landis Chaulk) in 1984.

JANUARY 26, 1984

Third round pick from Pittsburgh for Kevin McCarthy.

FEBRUARY 3, 1984

Peter McNab from Boston for Jim Nill.

JUNE 21, 1984

Al MacAdam from Minnesota for Harold Snepsts.

AUGUST 8, 1984

Rob McClanahan from Detroit for Dave Williams.

MARCH 12, 1985

Glen Cochrane from Philadelphia for third round draft pick (Don Gibson) in 1986.

JUNE 6, 1986

Barry Pederson from Boston for Cam Neely and a 1987 first round draft pick (Glen Wesley).

JUNE 6, 1986

Dave Richter and Rich Sutter from Philadelphia for J.J. Daigneault.

OCTOBER 2, 1986

Brad Maxwell from Toronto for fifth round draft pick (Leonard Esau) in 1988.

NOVEMBER 21, 1986

Doug Halward to Detroit for a sixth round draft pick (Phil von Stefenelli) in 1988.

DECEMBER 11, 1986

Stu Kulak to Edmonton for cash.

DECEMBER 12, 1986

Dan Hodgson and Jim Benning from Toronto for Rick Lanz.

MARCH 10, 1987

Raimo Summanen from Edmonton for Moe Lemay.

JUNE 1, 1987

Shane Doyle to New Jersey for a 12th round draft pick (Neil Eisenhut) in 1987.

JUNE 13, 1987

5th round draft pick (Sean Fabian) in 1987 Draft from Philadelphia for fifth round draft pick (Peter White) in 1989.

AUGUST 27, 1987

Darren Jensen and Daryl Stanley from Philadelphia for Wendell Young and a third round draft choice (Kimi Daniels) in the 1990 Draft.

SEPTEMBER 15, 1987

Kirk McLean and Greg Adams from New Jersey for Patrik Sundstrom, a fourth round draft pick in 1988 (Matt Ruchty) and a switch of second round drafts in 1988. (Vancouver selected Leif Rohlin; New Jersey picked Jeff Christian).

OCTOBER 6, 1987

Mike Stevens to Boston for cash.

NOVEMBER 4, 1987

Larry Melnyk and Willie Huber from NY Rangers for Michel Petit.

MARCH 1, 1988

Paul Lawless and a fifth round draft pick (Peter White) from Philadelphia for Willie Huber.

MARCH 6, 1988

Brian Bradley, Kevan Guy and Peter Bakovic from Calgary for Craig Coxie and cash.

MARCH 8, 1988

Steve Weeks from Hartford for Richard Brodeur.

SEPTEMBER 6, 1988

Paul Reinhart and Steve Bozek from Calgary for a third round draft pick (Veli-Pekka Kautonen) in the 1989 NHL Entry Draft.

SEPTEMBER 7, 1988

Robert Nordmark and a second round draft pick (Craig Darby) from St. Louis for Dave Richter.

SEPTEMBER 29, 1988

Ernie Vargas from St. Louis for Dave Lowry.

JANUARY 9, 1989

Jamie Huscgen from Winnipeg for Robin Bartel.

JANUARY 25, 1989

Jose Charbonneau from Montreal for Dan Woodley.

FEBRUARY 26, 1989

Rights to Peter DeBoer from Toronto for Paul Lawless.

MARCH 7, 1989

Doug Smith and Greg C. Adams from Edmonton for John LeBlanc and a fifth round draft pick (Peter White) in 1989. Tim Lenardon from New Jersey for Claude Vilgrain.

JUNE 17, 1989

Frank Caprice to Boston for 12th round draft pick (Jan Bergman) in 1989.

OCTOBER 24, 1989

Rod Buskas from Pittsburgh for sixth round draft pick (Ian Moran) in 1990.

JANUARY 8, 1990

Dan Quinn, Andrew McBain, and Dave Capuano from Pittsburgh for Tony Tanti, Barry Pederson and Rod Buskas.

FEBRUARY 26, 1990

Doug Smith to Pittsburgh for cash.

MARCH 6, 1990

Adrien Plavsic, a 1st round draft pick in 1990 (Shawn Antoski), and a second round draft pick in 1991 (Craig Darby) from St. Louis for Rich Sutter, Harold Snepsts and a second round draft pick (Craig Johnson) in 1990. Jyrki Lumme from Montreal for a second round draft pick (Craig Darby) in 1991. Jack Capuano from NY Islanders for Jeff Rohlicek.

SEPTEMBER 7, 1990

Dave Mackey from Minnesota for future considerations.

JANUARY 12, 1991

Gerald Diduck from Montreal for a fourth round draft pick (Vladimir Vujtek) in 1991.

JANUARY 13, 1991

Tom Kurvers from Toronto for Brian Bradley.

JANUARY 16, 1991

Petri Skriko to Boston for a second round draft pick (Mike Peca) in 1992.

JANUARY 22, 1991

Brian Blad from Toronto for Todd Hawkins.

MARCH 5, 1991

Cliff Ronning, Sergio Momesso, Geoff Court-nall, Robert Dirk and a fifth round draft pick (Brian Loney) in 1992 from St. Louis for Garth Butcher and Dan Quinn. Dana Murzyn from Calgary for Ron Stern and Kevan Guy. Steve Weeks to Buffalo for cash.

JUNE 22, 1991

Dave Babych from Minnesota for Tom Kurvers.

JULY 31, 1991

Robin Bawa from Washington for cash.

DECEMBER 18, 1991

Tom Fergus from Toronto for cash.

MARCH 9, 1992

Ken Hammond from San Jose for an eighth round draft pick (C.J. Denomme) in 1992.

OCTOBER 1, 1992

Kay Whitmore from Hartford for Corrie D'Alessio and a fifth round draft pick in 1993.

NOVEMBER 3, 1992

Anatoli Semenov from Tampa Bay for Dave Capuano and a fourth round draft pick (later traded to N.J. then to Calgary – Ryan Dutchie) in 1994.

DECEMBER 15, 1992

Rick Lessard from San Jose for Robin Bawa.

JANUARY 29, 1993

Tim Taylor from Washington for Eric Murano.

MARCH 22, 1993

Murray Craven and a return of 1993 fifth round draft pick (Scott Walker) from Hartford for Robert Kron, Jim Sandlak and a third round draft pick (Marek Malik) in 1993. Dan Ratushny from Winnipeg for a ninth round draft pick (Harjis Vitolinsh) in 1993.

JUNE 23, 1993

John Vanbiesbrouck from NY Rangers for Doug Lidster.

JANUARY 8, 1994

Jimmy Carson from Los Angeles for Dixon Ward and a conditional pick in the 1995 NHL Entry Draft.

MARCH 14, 1994

Craig Janney and a second round pick (Dave Scatchard) in the 1994 NHL Entry Draft from St. Louis as compensation for the signing of free agent Petr Nedved.

MARCH 21, 1994

Jeff Brown, Bret Hedican and Nathan LaFayette from St. Louis for Craig Janney. A fourth round draft pick (Mike Dubinsky) in 1994 from Chicago for Robert Dirk.

JUNE 29, 1994

Artur Oktyabrev from Winnipeg for a sixth round draft pick (Steve Vezina) in 1994.

FEBRUARY 15, 1995

Josef Beranek acquired from Philadelphia in exchange for Shawn Antoski.

MARCH 10, 1995

Christian Ruutu acquired from Chicago in exchange for Murray Craven.

MARCH 22, 1995

Adrien Plavsic to Tampa Bay in exchange for a fifth round draft pick (David Darguzas) in the 1997 NHL Entry Draft.

APRIL 7, 1995

Russ Courtnall acquired from Dallas in exchange for Greg Adams, Dan Kesa and a fifth round draft pick (later traded to LA – Jason Morgan) in 1995.

APRIL 7, 1995

Corey Hirsch acquired from New York Rangers in exchange for Nathan LaFayette.

APRIL 7, 1995

Roman Oksiuta acquired from Edmonton in exchange for Jiri Slegr.

APRIL 7, 1995

Bogdan Savenko and 1995 third round draft pick acquired from Chicago in exchange for Gerald Diduck.

JULY 8, 1995

Alexander Mogilya acquired from Buffalo in exchange for Mike Peca, Mike Wilson and first round pick in the 1995 NHL Entry Draft (Jay McKee).

JULY 8, 1995

Mike Ridley acquired from Toronto in exchange for Sergio Momesso.

AUGUST 24, 1995

Sixth round pick (Larry Shapley) in the 1997 NHL Entry Draft acquired from Edmonton for Brett Hauer.

NOVEMBER 23, 1995

Esa Tikkanen acquired from New Jersey Devils in exchange for a second round draft choice (Wesley Mason) in 1996 NHL Entry Draft.

DECEMBER 19, 1995

Frantisek Kucera, Jim Dowd and a second round pick (Ryan Bonni) in the 1997 NHL Entry Draft acquired from Hartford in exchange for Jeff Brown and a third round draft pick (later traded to Calgary – Paul Manning) in the 1998 NHL Entry Draft.

MARCH 15, 1996

Mike Sillinger acquired from Anaheim in exchange for Roman Oksiuta.

MARCH 20, 1996

Jesse Belanger acquired from Florida in exchange for future considerations (third round draft pick in 1996–Oleg Kvasha). Markus Naslund from Pittsburgh in exchange for Alek Stojanov. Joe Kocur acquired from NY Rangers in exchange for Kay Whitmore.

NOVEMBER 13, 1996

Donald Brashear acquired from Montreal in exchange for Jassen Cullimore.

MARCH 8, 1997

Sergei Nemchinov and Brian Noonan from New York Rangers for Esa Tikkanen and Russ Courtnall.

MARCH 20, 1997

Josef Beranek to Pittsburgh for future considerations. Frantisek Kucera to Philadelphia for future considerations.

JANUARY 2, 1998

Sean Burke, Geoff Sanderson and Enrico Ciccone from Carolina for Martin Gelinas and Kirk McLean.

FEBRUARY 4, 1998

Conditional sixth round draft pick (traded back to Philadelphia on March 24) in 1998 from Philadelphia for Mike Sillinger.

FEBRUARY 4, 1998

Brad May and a third round draft pick in 1999 from Buffalo for Geoff Sanderson.

FEBRUARY 5, 1998

Peter Zezel from New Jersey for a fifth round draft pick (Anton But) in 1998.

FEBRUARY 6, 1998

Bryan McCabe, Todd Bertuzzi and a third round draft choice in 1998 (Jarkko Ruutu) from NY Islanders for Trevor Linden.

MARCH 3, 1998

8th round draft pick in 1998 (Graig Michler) from Boston for Grant Leyard.

MARCH 4, 1998

Garth Snow from Philadelphia for Sean Burke.

MARCH 7, 1998

Brandon Convery from Toronto for Lonny Bohonos.

MARCH 14, 1998

Jamie Huscroft from Tampa Bay for Enrico Ciccone.

MARCH 23, 1998

Jason Strudwick from NY Islanders for Gino Odjick.

MARCH 24, 1998

A third round draft pick in 1998 (Justin Morrison) from Philadelphia for Dave Babych and a fifth round choice in 1998.

OCTOBER 19, 1998

Trent Klatt from Philadelphia for a sixth round draft pick in 2000.

ALL-TIME TRADES

JANUARY 17, 1999

Ed Jovanovski, Dave Gagner, and the rights to Kevin Weekes and Mike Brown along with a first round draft pick in either 1999 or 2000 from Florida in exchange for Pavel Bure, Bret Hedican and the rights to Brad Ference along with a third round draft pick (in the year that Florida exercises its option to convey the 1st round pick).

FEBRUARY 16, 1999

Darby Hendrickson from Toronto in exchange for Chris McAllister.

MARCH 8, 1999

Future considerations from Phoenix for Jamie Huscroft.

MARCH 23, 1999

Future considerations from Anaheim for Peter Zezel (Nullified March 24, 1999).

JUNE 1, 1999

Rights to Pat Kavanagh from Philadelphia for a sixth round pick in the 1999 NHL Entry Draft.

JUNE 26, 1999

The fourth overall selection in the 1999 NHL Entry Draft from Chicago in exchange for Bryan McCabe and Vancouver's first round choice in the 2000 or 2001 NHL Entry Draft.

JUNE 26, 1999

The first overall selection in the 1999 NHL Entry Draft from Tampa Bay in exchange for the fourth overall selection in the 1999 Entry Draft (previously acquired from Chicago) and two third round picks in the 1999 NHL Entry Draft (No. 75, which was compensatory, and No. 88, previously acquired from Buffalo).

JUNE 26, 1999

The second overall pick in the 1999 NHL Entry Draft (Daniel Sedin) and a third round conditional draft pick in 2000 from Atlanta in exchange for the number one overall selection in the 1999 NHL Entry Draft (previously acquired from Tampa).

JUNE 26, 1999

San Jose's sixth round pick in the 1999 NHL Entry Draft (Josh Reed) from San Jose in exchange for Vancouver's sixth round selection in 2001.

OCTOBER 28, 1999

Corey Schwab from Atlanta in exchange for a conditional draft pick in the 2000 NHL Entry Draft.

DECEMBER 19, 1999

Felix Potvin and a second and third round pick in the 2000 NHL Entry Draft from the NY Islanders in exchange for Bill Muckalt, Dave Scatchard and Kevin Weekes.

JANUARY 14, 2000

Vadim Sharifijanov from New Jersey in exchange for a second round pick in the 2000 NHL Entry Draft. The deal also includes the two teams exchanging third round selections in the 2000 NHL Entry Draft.

MARCH 14, 2000

Brendan Morrison and Denis Pederson from New Jersey in exchange for Alexander Mogilny.

JUNE 24, 2000

A Conditional Draft Pick in 2001 from Phoenix in exchange for Brad May.

JUNE 24, 2000

Canucks trade their second round pick in the 2000 NHL Entry Draft to Atlanta for their 2nd round pick in 2001. Also part of the deal sees the two teams swap third round picks in the 2001 NHL Entry Draft.

DECEMBER 28, 2000

Mike Stapleton from the NY Islanders in exchange for their ninth round pick in the 2001 NHL Entry Draft.

FEBRUARY 7, 2001

Dan Cloutier from Tampa Bay in exchange for Adrian Aucoin and a second round pick in the 2001 NHL Entry Draft.

FEBRUARY 15, 2001

Future considerations (2002 3rd round draft pick - Lukas Mensator) from Los Angeles in exchange for Felix Potvin.

MARCH 9, 2001

Drake Berehowsky from Nashville in exchange for a 2001 (Atlanta's) second round pick.

MAY 31, 2001

Alex Auld from Florida in exchange for a 2001 second round pick and 2002 third round pick.

NOVEMBER 10, 2001

Trevor Linden and a second round pick in the 2002 or 2003 NHL Entry Draft from Washington in exchange for Vancouver's first round pick in 2002 and third round pick in 2003.

DECEMBER 17, 2001

Jan Hlavac and a third round draft pick in the 2002 NHL Entry Draft from Philadelphia in exchange for Donald Brashear and a sixth round draft pick in 2002.

DECEMBER 28, 2001

Tyler Bouck, Trevor Letowski, Todd Warriner and a third round draft choice in 2003 from Phoenix, in exchange for Drake Berehowsky and Denis Pederson.

JUNE 23, 2002

Jeff Farkas from Toronto in exchange for Josh Holden.

JUNE 26, 2002

Future considerations from Toronto in exchange for Ryan Bonni.

SEPTEMBER 4, 2002

Rights to Tomas Mojzis from Toronto in exchange for Brad Leeb.

SEPTEMBER 21, 2002

Sami Salo from Ottawa in exchange for Peter Schaefer.

NOVEMBER 1, 2002

Darren Langdon and Marik Malik from Carolina in exchange for Harold Druken and Jan Hlavac.

JANUARY 20, 2003

Chris Herperger and Chris Nielsen from Atlanta in exchange for Jeff Farkas.

JANUARY 24, 2003

Mikko Jokela from New Jersey in exchange for Steve Kariya.

FEBRUARY 5, 2003

Future considerations from Philadelphia in exchange for Todd Warriner.

MARCH 11, 2003

Brad May from Phoenix in exchange for future considerations.

JULY 25, 2003

Martin Grenier from Phoenix in exchange for Bryan Helmer.

AUGUST 25, 2003

Johan Hedberg from Pittsburgh in exchange for a second round draft pick in 2004.

OCTOBER 30, 2003

Sean Pronger from Columbus in exchange for Zenith Komarniski.

DECEMBER 17, 2003

Wade Brookbank from Nashville in exchange for future considerations.

JANUARY 17, 2004

Jiri Slegr to Boston in exchange for future considerations.

FEBRUARY 16, 2004

Peter Sarno from Edmonton in exchange for Tyler Moss.

MARCH 9, 2004

Martin Rucinsky from the NY Rangers in exchange for Martin Grenier and R.J. Umberger.

MARCH 9, 2004

Marc Bergevin from Pittsburgh in exchange for a seventh round pick in the 2004 NHL Entry Draft.

MARCH 9, 2004

Geoff Sanderson from Columbus in exchange for a third round pick in the 2004 Entry Draft.

MARCH 9, 2004

Sergei Varlamov from St. Louis in exchange for Ryan Ready.

MARCH 9, 2004

Sylvain Blouin from Montreal in exchange for Rene Vydateny.

JUNE 26, 2004

Third round selection in the 2004 NHL Entry Draft from Dallas in exchange for a third round draft pick in 2005.

AUGUST 3, 2005

Canucks trade Brent Sopel to NY Islanders in exchange for a conditional pick in the 2006 NHL Entry Draft (Vladimir Zharkov).

AUGUST 22, 2005

Steve McCarthy from Chicago in exchange for a third round pick in the 2007 NHL Entry Draft.

SEPTEMBER 9, 2005

Craig Darby from Tampa Bay in exchange for future considerations.

OCTOBER 7, 2005

Jozef Balej and a conditional pick in the 2006 NHL Entry Draft from the NY Rangers in exchange for Fedor Fedorov.

DECEMBER 2, 2005

Maxime Ouellet from Washington in exchange for a fifth round pick in the 2006 NHL Entry Draft.

MARCH 9, 2006

Mika Noronen from Buffalo in exchange for a second round pick in the 2006 NHL Entry Draft.

MARCH 9, 2006

Sean Brown from New Jersey in exchange for a fourth round pick in the 2006 NHL Entry Draft.

MARCH 9, 2006

Eric Weinrich from St. Louis in exchange for Tomas Mojzis and a third round pick in the 2006 NHL Entry Draft.

MARCH 9, 2006

Keith Carney and Juha Alen from Anaheim in exchange for Brett Skinner and a second round pick in the 2006 NHL Entry Draft.

MARCH 9, 2006

A fourth round pick in the 2007 NHL Entry Draft from Atlanta in exchange for Steve McCarthy.

JUNE 14, 2006

Tommi Santala and a 2007 fifth round draft pick from Atlanta in exchange for a conditional 2007 4th round draft pick.

JUNE 23, 2006

Roberto Luongo, Lukas Krajicek and a sixth round pick in the 2006 NHL Entry Draft from Florida in exchange for Bryan Allen, Alex Auld and Todd Bertuzzi.

JULY 5, 2006

A second round pick in the 2007 NHL Entry Draft and a pick (TBD) in 2009 from Los Angeles in exchange for Dan Cloutier.

JULY 14, 2006

Riights to Taylor Pyatt from Buffalo in exchange for a fourth round pick in the 2007 NHL Entry Draft.

SEPTEMBER 12, 2006

Drew MacIntyre from Detroit in exchange for a conditional 2007 draft pick.

JANUARY 24, 2007

Colby Genoway from Anaheim in exchange for Joe Rullier.

FEBRUARY 26, 2007

Brent Sopel from Los Angeles in exchange for a second round pick in 2007 or 2008 and a fourth round pick in the 2008 NHL Entry Draft.

FEBRUARY 26, 2007

Bryan Smolinski from Chicago in exchange for a second round pick in the 2007 NHL Entry Draft.

JUNE 23, 2007

Ryan Shannon and a conditional pick from Anaheim in exchange for Jason King and a conditional pick.

JUNE 23, 2007

Jimmy Sharrow from Atlanta in exchange for Jesse Schultz.

AUGUST 1, 2007

Zack FitzGerald from St. Louis in exchange for F.P. Guenette.

FEBRUARY 26, 2008

Matt Pettinger from Washington in exchange for Matt Cooke.

JULY 4, 2008

Steve Bernier from Buffalo in exchange for a second round pick in 2010 and a third round pick in the 2009 NHL Entry Draft.

SEPTEMBER 2, 2008

Lawrence Nycholat from Ottawa in exchange for Ryan Shannon.

OCTOBER 6, 2008

Shane O'Brien and Michel Ouellet from Tampa Bay in exchange for Lukas Krajicek and Juraj Simek.

DECEMBER 9, 2008

James Sharrow to Chicago in exchange for a conditional draft pick in 2009.

DECEMBER 30, 2008

Jason LaBarbera from Los Angeles in exchange for a seventh round draft pick in 2009.

FEBRUARY 4, 2009

Nathan McIver from Anaheim in exchange for Mike Brown.

JUNE 27, 2009

2009 seventh round draft pick from Phoenix in exchange for the rights to Shaun Heshka.

AUGUST 28, 2009

Christian Ehrhoff and Brad Lukowich from San Jose in exchange for Daniel Rahimi and Patrick White.

MARCH 3, 2010

Yan Stastny from St. Louis in exchange for Pierre-Cedric Labrie.

MARCH 3, 2010

Sean Zimmerman and a 2010 sixth round conditional draft pick from Phoenix in exchange for Mathieu Schneider.

MARCH 3, 2010

Andrew Alberts from Carolina in exchange for a 2010 third round draft pick.

JUNE 25, 2010

Keith Ballard and Victor Oreskovich from Florida in exchange for the 25th overall pick in the 2010 NHL Entry Draft, Michael Grabner and Steve Bernier.

OCTOBER 5, 2010

Ryan Parent and Jonas Andersson from Nashville in exchange for Shane O'Brien and Dan Gendur.

OCTOBER 6, 2010

Andrew Peters from Florida in exchange for Darcy Hordichuk.

OCTOBER 7, 2010

Nathan Paetsch from Florida in exchange for Sean Zimmerman.

FEBRUARY 28, 2011

Maxim Lapierre and MacGregor Sharp from Anaheim in exchange for Joel Perrault and a third round pick in the 2012 NHL Entry Draft.

ALL-TIME TRADES

FEBRUARY 28, 2011

Chris Higgins from Florida in exchange for Evan Oberg and a third round pick in the 2013 NHL Entry Draft.

JUNE 25, 2011

The 71st and 101st overall picks in the 2011 NHL Entry Draft from Minnesota in exchange for the 60th overall pick in the 2011 NHL Entry Draft.

JUNE 28, 2011

2012 fourth round draft pick from the New York Islanders in exchange for the rights of Christian Ehrhoff.

JULY 9, 2011

The rights of Mike Duco from Florida in exchange for the rights of Sergei Shirokov.

OCTOBER 22, 2011

David Booth, Steve Reinprecht and a third round draft pick in 2013 from Florida in exchange for Mikael Samuelsson and Marco Sturm.

FEBRUARY 27, 2012

Zack Kassian and Marc-Andre Gragnani from Buffalo in exchange for Cody Hodgson and Alexander Sulzer.

FEBRUARY 27, 2012

Samuel Pahlsson from Columbus in exchange for Taylor Ellington and two 2012 fourth round draft selections.

FEBRUARY 27, 2012

Andrew Gordon from Anaheim in exchange for Sebastien Erixon.

APRIL 2, 2013

Derek Roy from Dallas in exchange for Kevin Connauton and a 2013 second round draft selection.

JUNE 30, 2013

2013 first round draft pick (Bo Horvat) from New Jersey in exchange for Cory Schneider.

SEPTEMBER 28, 2013

Zac Dalpe and Jeremy Welsh from Carolina in exchange for Kellan Tochkin and a 2014 fourth round pick.

FEBRUARY 3, 2014

Raphael Diaz from Montreal in exchange for Dale Weise.

MARCH 4, 2014

Shawn Matthias and Jacob Markstrom from Florida in exchange for Roberto Luongo and Steven Anthony.

MARCH 5, 2014

2015 fifth round pick from the New York Rangers in exchange for Raphael Diaz.

JUNE 27, 2014

Nick Bonino, Luca Sbisa and the 24th (Jared McCann) and 85th picks in the 2014 NHL Entry Draft from Anaheim in exchange for Ryan Kesler and a third round pick in 2014.

JUNE 27, 2014

The 50th overall pick in the 2014 NHL Entry Draft from Tampa Bay in exchange for Jason Garrison.

JUNE 27, 2014

Derek Dorsett from the New York Rangers in exchange for the 85th overall pick in the 2014 NHL Entry Draft.

JUNE 28, 2014

Linden Vey from Los Angeles in exchange for the 50th overall selection in the 2014 NHL Entry Draft.

NOVEMBER 20, 2014

Will Acton from Edmonton in exchange for Kellan Lain.

NOVEMBER 25, 2014

Andrey Pedan from NY Islanders in exchange for Alexandre Mallet and a third round pick in 2016.

JANUARY 29, 2015

Adam Clendening from Chicago in exchange for Gustav Forsling.

MARCH 2, 2015

Cory Conacher from NY Islanders in exchange for Dustin Jeffrey.

MARCH 2, 2015

Sven Baertschi from Calgary in exchange for Vancouver's second round pick in 2015.

JUNE 27, 2015

The 66th overall pick (Guillaume Brisebois) in the 2015 NHL Entry Draft and the seventh round pick in the 2016 NHL Entry Draft from Carolina in exchange for Eddie Lack.

JUNE 30, 2015

A second round pick in the 2016 NHL Entry Draft from Anaheim in exchange for Kevin Bielsa.

JULY 1, 2015

Brandon Prust from Montreal in exchange for Zack Kassian.

JULY 28, 2015

Brandon Sutter and a third round pick in the 2016 NHL Entry Draft from Pittsburgh in exchange for Nick Bonino, Adam Clendening and a second round pick in the 2016 NHL Entry Draft.

JANUARY 9, 2016

Emerson Etem from the NY Rangers in exchange for Nicklas Jensen and a 2017 sixth round pick.

FEBRUARY 22, 2016

Markus Granlund from Calgary in exchange for Hunter Shinkaruk.

FEBRUARY 24, 2016

Philip Larsen from Edmonton in exchange for a conditional pick in 2017.

MARCH 7, 2016

Dane Fox Traded to Carolina for future considerations.

MAY 25, 2016

Erik Gudbranson and Florida's 2016 fifth round pick (NYI) in exchange for Jared McCann and the Canucks 2016 second and fourth round picks.

JANUARY

JANUARY 1

2001: Rookie Daniel Sedin scored his 10th goal of the season to start a three goal rally in the third period as the Canucks beat the Predators 5-2 at Nashville.

2009: Vancouver goaltender Jason LaBarbera made 31 saves and was named the #1 Star of the Game in his first start with the Canucks, a 2-1 win at Nashville.

2016: Daniel Sedin became the 3rd player to appear in 1,100 Vancouver games.

JANUARY 2

2007: Alex Burrows scored his first goal in 48 games as the Vancouver Canucks registered the 450th road victory in franchise history, 3-2 at Calgary.

2010: Roberto Luongo improved his unbeaten streak against the Stars to 8-0-2 when the Canucks won 3-1 at Dallas.

JANUARY 3



1980: Dennis Kearns became first Vancouver Canucks player to appear in 600 career games, as Vancouver lost 6-2 at St. Louis.

2004: Markus Naslund became the fifth player to score 250 goals as a member of the Vancouver Canucks, in a 3-1 victory at Calgary.

2008: Roberto Luongo was in net as the Canucks recorded their first home shutout against the Rangers, a 3-0 win over visiting New York; it came in Vancouver's 38th NHL season.

2015: Henrik Sedin scored two goals and an assist (to give him 200 career NHL goals) and brother Daniel picked up three assists as the Canucks beat the visiting Red Wings 4-1.

JANUARY 4

1980: Dennis Kearns became the first Canucks' defenceman to register 300 career points, with an assist in a 4-2 win against the Rockies, at Colorado.

1984: Thomas Gradin earned his 408th career point, to move past Don Lever as the Canucks' all-time scoring leader, in a 3-3 tie at Los Angeles.

1990: Tony Tanti became the second player in franchise history to score 250 goals as a member of the Canucks. The milestone came in a 4-3 loss at Pittsburgh.

1993: Vancouver played their first NHL game against the visiting Tampa Bay Lightning, winning 7-0. Kirk McLean got the shutout and the Canucks extended their team-record home unbeaten streak to 16 straight games (14-0-2).

JANUARY 5



1993: Pavel Bure received 246,447 votes, becoming the first Canucks player to be voted to play in the NHL All-Star Game.

2000: Mark Messier became just the sixth player in NHL history to play in four different decades (having begun his NHL career in 1979) and picked up an assist as the Canucks recorded a 3-3 tie against the visiting Tampa Bay Lightning.

2011: Ryan Kesler became the first U.S. born player to score 20 (or more) goals 4 times as a member of the Vancouver Canucks; he reached the milestone in a 3-1 win over the visiting Flames. Also in the game Daniel Sedin scored the 10,000th goal in team history.

JANUARY 6

1996: Alexander Mogilny scored his third hat trick of the season and Cliff Ronning picked up four assists as the Canucks won 9-2 over the visiting Tampa Bay Lightning.

JANUARY 7

1989: Tony Tanti became the first player in team history to score 10 career hat tricks, and set a new team record for fastest 3 goals (6:46), as the Canucks defeated Pittsburgh 7-5. Tanti also added an assist

2007: Josh Green scored in the 6th round of the shootout as the Canucks beat the visiting Panthers 4-3, to extend their home unbeaten streak over Florida to 8 games (4-0-4) over the previous 13 years.

2009: Roberto Luongo is named to the 2009 NHL All-Star Game in Montreal. This would be Luongo's third All-Star nomination in three seasons as a Vancouver Canuck.

2011: Securing 10 consecutive wins with a victory over Edmonton, Canucks goaltender Cory Schneider ties a franchise record for the longest undefeated streak. Kirk McLean (twice), Dan Cloutier (twice), Cesare Maniago and Richard Brodeur share this franchise record

2010: Alex Burrows became the third player in Vancouver Canucks history to score hat tricks in two consecutive games and Roberto Luongo got his 50th career NHL shutout in a 4-0 win over the visiting Phoenix Coyotes.

2011: Ryan Kesler scored his second career hat trick as the Canucks set a franchise record by going unbeaten in regulation for 15 straight games (13-0-2) with a 6-1 win over the visiting Edmonton Oilers.

JANUARY 8

1979: Glen Hanlon became the first goaltender in franchise history to win 10 games in his rookie season when the Canucks beat the Maple Leafs 5-1 at Toronto.

1996: Alexander Mogilny scored his 500th career NHL point, with a goal in an 8-5 loss at Pittsburgh.

2003: Markus Naslund scored two power-play goals to reach 30 goals in a season for the 4th time in his career as the Canucks won 6-4 against the visiting Ottawa Senators.

2003: Marc Crawford earns the right to coach the Western Conference All-Star Team at the 53rd NHL All-Star Game, becoming the first Canucks Head Coach to do so.

2004: Magnus Arvedson scored twice as the Canucks recorded a team-record 6th straight road win, 3-1 over the Kings at Los Angeles.

2011: The Canucks establish the best 20-game stretch in franchise history with a 17-1-2 (36 points) record in 20 games played from Nov. 24-Jan. 8.

ON THIS DAY IN CANUCKS HISTORY

JANUARY 9

1973: Dunc Wilson recorded his second career NHL shutout (and first home shutout in team history), a 3-0 win against the visiting St. Louis Blues.

1987: Pat Quinn, Head Coach of Los Angeles Kings, who has accepted the position of President and General Manager of the Vancouver Canucks, is suspended from the League by NHL President John Ziegler. Ziegler also levies fines on Vancouver and Los Angeles.

JANUARY 10

1997: Alex Mogilny scored :41 into the game as the Canucks won 5-3 at home in their final NHL game against the Hartford Whalers.

1998: Mark Messier became the 6th player in NHL history to reach the 1,000 assist plateau, as the Canucks tied 2-2 against the visiting Florida Panthers.

2009: Mats Sundin scored his first goal on his first shot since joining the Vancouver Canucks, in a 4-2 loss to the visiting San Jose Sharks. It was the 556th goal of his career.

JANUARY 11

1980: Don Lever became first player in Canucks history to score 400 career points. #400 came in a 6-4 loss at Toronto. The game featured a total of 91 shots, as the Canucks outshot the Maple Leafs 48-43.

2010: Daniel Sedin became the 6th player to score 500 career points in a Vancouver Canucks uniform when he picked up two assists in a 3-2 loss to the visiting Nashville Predators; Daniel reached the mark one month after his brother Henrik scored his 500th point.

2011: Henrik Sedin, Daniel Sedin and Ryan Kesler are named to the 2011 All-Star team. Ryan Kesler would go on to be announced as one of four assistant captains.



2016: Daniel Sedin tied Markus Naslund as the highest goal-scorer in Canucks history when he got his second goal of the night, at 2:21 of overtime, in a 3-2 win over the visiting Florida Panthers. His two goals gave him 346 with the Canucks.

JANUARY 12

1994: Pavel Bure scored twice to give him 20 goals in each of his three NHL seasons, as the Canucks won 4-3 in Quebec in their final NHL game against the Nordiques.

1996: Bret Hedican appears at the NHL All-Star Game after completing one revolution of the ice surface in a time of 13:47 seconds at the Vancouver Canucks Super Skills competition on December 16th. Hedican places second behind Mike Gartner who finishes the lap in 13:38 seconds.

1998: Mark Messier picked up an assist to move past Phil Esposito for 4th place on the NHL career list with 1,591 points. The milestone came in the Canucks' 3-2 loss at Chicago.

2012: Daniel Sedin picked up his 700th career point with an assist, then scored his 100th career power-play goal at :46 of OT to give the Canucks a 3-2 victory in St. Louis. He became the 10th Swedish born player to do so.

JANUARY 13

1988: Tony Tanti scored four goals (on four shots) and added an assist and rookie John LeBlanc picked up four assists as the Canucks beat the Winnipeg Jets 8-2. It was Tanti's 7th career hat trick.

2000: Mark Messier is named to the North American All-Star Team. It is the 14th time Messier has been named an All-Star.

2004: The Canucks win their eighth consecutive road game establishing a new club record. The previous record of five straight wins on the road had been accomplished five times.

2007: Daniel Sedin scored his 100th career goal and added three assists in the Canucks 6-1 win at Toronto. Vancouver scored 5 power-play goals, with Trevor Linden and Taylor Pyatt scoring PPG's in a span of :13, a team record.

2008: Rookie defenseman Alex Edler scored the lone shootout goal for the second time in four games as the Canucks won 4-3 against the Blues at St. Louis.

JANUARY 14

1974: Phil Maloney replaced Bill McCreary as Canucks Head Coach, and became the fourth coach in team history. McCreary had coached the Canucks to a 9-25-7 record in 41 games.

1978: Don Lever played in his 437th consecutive game, a team record, but suffered a broken cheekbone and missed the next five games. Canucks tied with the Colorado Rockies, 3-3.

2003: Marc Crawford won his 142nd game with Vancouver, tying him with Harry Neale as the franchise leader in coaching victories as the Canucks won 4-3 against the visiting Nashville Predators.

2006: Todd Bertuzzi scored twice on Vancouver's first three shots en route to his 5th career hat trick and his 500th career NHL point, as the Canucks won 8-1 over the Islanders at New York.

JANUARY 15

1984: Tony Tanti scored his first NHL hat trick and Frank Caprice recorded his only NHL shutout in a 5-0 win over the Hartford Whalers.



1992: Coach Pat Quinn recorded his 250th career coaching victory, when he helped the Canucks to a 5-3 win over the Oilers, in Edmonton.

1996: Rookie Corey Hirsch made 37 saves for his first career shutout, and the Canucks earned their first shutout against the Bruins (dating back to 1970-71), a 6-0 victory in Boston.

2002: Canucks officially change the name of their charitable arm from Canuck Foundation to the Canucks For Kids Fund.

2015: Ryan Miller recorded his 33rd career shutout to lead the Canucks to a 4-0 victory at Philadelphia; it was his second straight shutout over the Flyers.

JANUARY 16

1973: Dennis Kearns became the first Canucks' defenseman to get four assists in a game, as Vancouver beat Toronto 6-4.

1980: Rookie Rick Vaive set a club record with 12 shots on goal, but did not score, as the Canucks lost 5-3 to the Atlanta Flames.

1994: Trevor Linden set a team record for fastest goal from the start of a game, when he scored just :09 into a 4-3 win over the Mighty Ducks, in Vancouver's first-ever game in Anaheim.

2003: Trevor Linden became only the second player in Canucks history to play 800 games in a Canucks uniform when Vancouver lost 5-2 at Minnesota.

2007: Roberto Luongo recorded his 30th career shutout in a 4-0 win at Montreal; the victory extended the Canucks' unbeaten streak over the Canadiens to 10 straight games (9-0-1).

2015: Ryan Miller became the first goaltender in team history to record two road shutouts in two consecutive days, when his 34th career shutout gave Vancouver a 3-0 win over the Hurricanes; it was also the Canucks' first-ever shutout at Carolina.

JANUARY 17

1988: Stan Smyl scored twice to become the first player in Vancouver Canucks history to score 250 career goals. They came in a 6-5 win against the Jets, at Winnipeg.

2003: Marc Crawford became the winningest coach in Vancouver Canucks history, when he led the team to a 4-2 win at Chicago. Crawford's 143rd victory with Vancouver moved him one ahead of Harry Neale.

2008: Roberto Luongo made 47 saves, and Markus Naslund, playing in his 1,000th NHL game, scored a goal as the Canucks lost 3-2 in a shootout to the Red Wings at Detroit.

JANUARY 18

1986: Steve Tambellini set a team record for fastest goal from the start of a period, when he scored at :06 of the second in a 4-4 tie at Los Angeles.

1998: The NHL All-Star Game is held in Vancouver for the first time since Jan. 25, 1977. The North American All-Stars defeat the World Team All-Stars 8-7. Mark Messier plays for North America and records a goal and an assist. Pavel Bure plays for the World Team and records an assist.

2009: Willie Mitchell recorded his 100th career NHL point with an assist in a 6-5 shootout loss to the visiting Columbus Blue Jackets.

2014: Henrik Sedin's ironman streak comes to a conclusion against Calgary, after having played 679 consecutive games. The streak began on March 21, 2004 and ranks as the sixth longest in NHL history.

JANUARY 19

1982: Rookie Marc Crawford scored the first goal of his NHL career, in a 5-4 loss to the visiting St. Louis Blues.

1984: Roger Neilson was replaced as head coach of the Vancouver Canucks by GM Harry Neale. He completed his coaching record with Vancouver at 51-61-21 in 133 games.

JANUARY 20

1976: Dennis Vervegaert represented Vancouver in the NHL All-Star Game, played in Philadelphia. He scores two goals ten seconds apart in the third period, to set an All-Star Game record.

1984: Dave "Tiger" Williams scored his first career hat trick in a 6-6 tie against the Jets, at Winnipeg.

2009: Daniel and Henrik Sedin became the highest scoring twins in NHL history when they each picked up an assist (in a 2-1 overtime loss at San Jose) to give them a combined 850 NHL points, one more than Rich and Ron Sutter.

2015: Ryan Miller became the first goaltender to post shutouts in consecutive days (Jan. 19 and Jan. 20) since Ken Lockett accomplished the feat in 1975 (Apr. 1 and 2) and became the first Canucks goaltender to post road shutouts in two consecutive days.

JANUARY 21

1975: Gary Smith became the first Canuck to be voted to the NHL All-Star Game, held at the Montreal Forum. Smith plays 30:43 for the Clarence Campbell Conference, backing up starter Bernie Parent. Defenceman Tracy Pratt also represented Vancouver in the Wales Conference 7-1 victory

2006: Brendan Morrison scored 57 seconds into the game, as the Canucks tied a team-record with six goals in the first period, on their way to a 6-2 win against the visiting Montreal Canadiens.

2010: Alex Burrows tied a team record with his 13th goal in the month of January, as the Canucks beat the visiting Dallas Stars 4-3.



2012: Roberto Luongo became the Canucks' all-time leader in career victories, when he picked up his 212th with the team, a 4-3 win over the visiting Sharks; he broke the mark of 211 held by Kirk McLean.

2016: Daniel Sedin passed Markus Naslund to become the leading goal-scorer in Vancouver Canucks' history, with the 347th of his career and ended the night with 2 goals and 2 assists in a 4-2 win at Boston. He also reached the 20-goal mark for the 10th time.

JANUARY 22

1972: Andre Boudrias scored his first career hat trick and the fifth hat trick in Canucks history, leading Vancouver to a 5-2 win over the New York Rangers.

1983: Vancouver Canucks celebrated the 1,000th game in franchise history with a 4-3 win over Edmonton.

JANUARY 23

1976: Garry Monahan scored his first career hat trick in an 8-3 win over the Minnesota North Stars.

1977: Dennis Vervegaert became the third player to score 100 goals in a Canucks' uniform, in a 6-2 Vancouver win against the New York Rangers.

1997: Pavel Bure became the 4th player in franchise history to score 200 goals as a member of the Canucks. The milestone came in a 4-3 loss at St. Louis.

JANUARY 24

1976: Chris Oddleifson became the first Vancouver Canucks' player to score two shorthanded goals in a game, when he scored twice in the second period of a 5-5 tie against Toronto.

1999: Vancouver Canucks fired head coach Mike Keenan, and named Marc Crawford as his replacement (the 15th coach in team history).

JANUARY 25

1977: The NHL All-Star Game is played in Vancouver's Pacific Coliseum. Defenceman Harold Snepsts represents the Canucks. The Campbell Conference loses 4-3 to the Wales Conference.

2015: Radim Vrbata appeared in his first NHL All-Star game recording the game's opening tally.

JANUARY 26

1973: Andre Boudrias became the first player in team history to register 100 career assists in a 5-1 victory over the visiting Islanders. The Canucks set a team record with 25 shots in the second period and improved to 3-0-0 at home against the Islanders.

1975: Bobby Lalonde picked up three assists as the Canucks reached the 25-win milestone for the first time in franchise history, a 6-4 victory over the visiting Maple Leafs.

2002: Vancouver set a team record for most wins in the month of January, when they got their 9th of the month, a 2-0 win at Calgary. Peter Skudra recorded his 5th career shutout (his first with Vancouver) and Todd Bertuzzi scored a point in his 12th straight game.

2003: Markus Naslund became the second player in Vancouver Canucks history to register 10 game winning goals in one season and Peter Skudra recorded his 6th career shutout in a 1-0 win over the visiting Phoenix Coyotes.

2011: Defenceman Lee Sweatt scored the game-winning goal on his first shot in his NHL debut with the Canucks. Sweatt was the fifth Canucks player to record the game-winner in his NHL debut with Vancouver.

JANUARY 27

1982: Stan Smyl became Vancouver's leader in career hat tricks, as he got the fifth of his career in a 4-3 win over Buffalo.

1996: The Canucks debuted the 'Third Jersey' vs the New York Islanders in a 6-3 win at General Motors Place. The Canucks 'Third Jersey' colours are red, accented with yellow and black.

JANUARY 28

2002: Vancouver Canucks set a franchise record for most wins in the month of January, when they got their 10th of the month, a 5-1 win over the visiting Nashville Predators. Markus Naslund got his 6th career hat trick as the Canucks gave up just 14 shots. Markus Naslund records his second hat trick of the season, and takes over the NHL lead for points scored with 57. This marks the first time in club history that a Canucks player has led the League in scoring after January 1st.

ON THIS DAY IN CANUCKS HISTORY

2006: Vancouver Canucks won their first road shootout game in team history, a 4-3 victory at Colorado.

JANUARY 29

1974: For the first time, the Canucks have two representatives in the NHL All-Star Game, right winger Bobby Schmautz and defenceman Jocelyn Guevremont.

1978: Vancouver purchased Claire Alexander from the Toronto Maple Leafs.



1981: Tiger Williams set a team record with 35 penalty minutes in a 3-1 loss at Washington. Williams picked up 5 minors, one major, a misconduct and a game misconduct during the night.

1986: Rick Lanz scored his 200th career point to become the second defenceman in Canucks history to reach that milestone, as the Canucks tied Calgary 4-4.

1988: Tony Tanti became the second player in Vancouver Canucks history to score 200 career goals, when he picked up a goal during a 4-2 loss to the Hartford Whalers.

JANUARY 30

1973: Bobby Schmautz became the first Vancouver forward to appear in the NHL All Star game. He scored the winning goal as the East team beat the West, 5-4 at Madison Square Garden, in New York.

1988: Tony Tanti became the Vancouver Canucks' career leader in hat tricks with the 8th of his career, during a 4-3 loss in Calgary. His second goal was the 30th of the season as he became first Canuck to register five consecutive 30-goal seasons.

1991: Vancouver set a team record with 62 shots and Gino Odjick set another team record with 36 penalty minutes in a 9-4 loss at Edmonton.

1997: Vancouver Canucks set a franchise record for most wins in the month of January, when they got their 8th of the month, a 2-1 overtime victory over the visiting New York Islanders.

1999: The Canucks registered their first win under coach Marc Crawford as Vancouver won 3-2 against the visiting Chicago Blackhawks.

2010: Alex Burrows sets a franchise record for most goals in the month of January with his 15th goal, after scoring two goals against the Toronto Maple Leafs. During the month, he also recorded hat tricks in back-to-back games to become the third Canuck to accomplish the feat.

JANUARY 31

1989: Rookie Trevor Linden scored a goal and added two assists as the Canucks picked up their milestone 500th victory in franchise history, 6-2 over the visiting Edmonton Oilers.

1991: Vancouver Canucks set team records for most shots in a period (with 28 in the third) and most shots in a game game, 62 in a 3-3 tie against the visiting New York Rangers.

1991: Vancouver General Manager Pat Quinn took over as head coach of the Canucks, replacing Bob McCammon.

2006: Despite being outshot 46-26 by the Coyotes, Alex Auld made 42 saves and Henrik Sedin had his first career four-point game (a goal and three assists) in the Canucks 7-4 win at Phoenix.

2012: Daniel Sedin set a Vancouver franchise record for most career regular season overtime goals, when he scored the 10th of his career, 3:37 of OT to give the Canucks a 3-2 win over the visiting Blackhawks. He broke the mark of 9 scored by Brendan Morrison.

2016: Daniel Sedin Appeared in his third NHL All-Star Game in Nashville, registering four points (2-2-4) to help Team Pacific Division win the 3-on-3 exhibition tournament.

FEBRUARY

FEBRUARY 1

1974: Phil Maloney replaced Hal Laycoe as the General Manager of the Vancouver Canucks. Maloney became the third G.M. in Canucks history.

2002: Longtime Canucks P.A. Announcer and Canucks Alumni member John Ashbridge is presented with the NHL Alumni "7th Man Award." The presentation is made during the 52nd NHL All-Star Weekend, recognizing a member of the NHL Family who has contributed behind the scenes for a significant period of time.

2013: Vancouver coach Alain Vigneault picked up his 400th career NHL victory when 22-year-old rookie Jordan Schroeder (still goal-less in the NHL) scored in his first career shootout attempt to give the Canucks a 2-1 win over the visiting Blackhawks.

FEBRUARY 2

1980: Harold Snepsts scored his first goal of the season on a penalty shot, against Gilles Meloche at Minnesota, as the Canucks beat the North Stars 5-4. It was the first penalty shot awarded to a Canucks' defencemen.

2002: For the second straight season, Ed Jovanovski and Markus Naslund represent the Canucks at the NHL All-Star game. Naslund scored the game-winning goal on his way to a three point night (2-1-3), while Jovanovski notched a goal for the North American Team.

2003: The Canucks are represented at the 53rd NHL All-Star Game in Florida by Markus Naslund, Todd Bertuzzi and Ed Jovanovski. The Canucks coaching staff of Marc Crawford, Jack McIlhargey and Mike Johnston also represent Vancouver. It is the largest Canucks representation at an NHL All-Star Game.

2011: Ryan Kesler scored twice to become the first U.S. born player to score 30 goals in a season for the Canucks, and Roberto Luongo recorded his 54th career shutout in a 6-0 win at Phoenix.

FEBRUARY 3



1979: Ron Sedlbauer scored twice to become the fastest 30-goal scorer in Canucks history (with 30 goals in 52 games) as Vancouver won 5-1, at Washington.

2006: Marc Crawford (at age 44 years, 335 days) became the third-youngest coach in NHL history to accumulate 400 wins, in a 3-1 win at Calgary. Only Scotty Bowman (43 years, 148 days) and Glen Sather (44 years, 198 days) were younger.

FEBRUARY 4

1978: Murray Bannerman played the third period of a 5-1 loss to Chicago and did not allow a goal. He remains the only recorded Canucks goaltender who has never been scored on.

2001: Ed Jovanovski and Markus Naslund played in the 2001 NHL All-Star game in Colorado. Naslund is a member of the World Team and records a goal and an assist. Jovanovski notched an assist for the North American Team.

2002: Todd Bertuzzi picked up an assist to give him points in 15 straight games, tying a Canucks' team record. The milestone came in a 4-2 win over the visiting Phoenix Coyotes.

2011: Daniel Sedin set a Vancouver Canucks franchise record with his 50th career game winning goal, and also had an assist in a 4-3 win over visiting Chicago; he broke the mark of 49 GWGs set by Markus Naslund.

2013: Rookie Chris Tanev became the first player in Vancouver history to score his first career NHL goal in overtime, when he connected at 4:40 of OT in a 3-2 win at Edmonton.

FEBRUARY 6

1992: Vancouver Canucks set a team record for fastest two goals when Greg Adams and Cliff Ronning combined to score in a span of :06 during the second period in a 5-4 overtime loss to the visiting New York Islanders.



1997: Kirk McLean registered his 200th career NHL victory, Martin Gelnas scored his second career hat trick (first with Vancouver) and Trevor Linden and Pavel Bure each had four assists in a 7-4 win at Detroit.

1998: Peter Zezel scored a goal :53 into his first game with Vancouver and added an assist 8 minutes later as the Canucks won 5-4 over the visiting Edmonton Oilers.

2004: Longtime Canucks employee Norm Jewison is named the 2004 NHL Alumni "7th Man." The "7th Man Award" is awarded annually to a member of the NHL family who has contributed behind the scenes for a significant period of time. He began working for the Vancouver Canucks prior to the 1977-78 season. Norm was formally presented his award at the NHL Alumni All-Star Awards Dinner in Minneapolis, Minnesota.

2007: Roberto Luongo became the first goaltender in Vancouver Canucks history to win 30 games in his first year with the team, in a 5-2 win at Edmonton. Daniel Sedin had 3 goals and 2 assists and his brother Henrik added 4 assists.

2014: Roberto Luongo and Montreal Canadiens forward Max Pacioretty made NHL history for the two fastest penalty shot attempts in a game (11:47 and 13:38 of the second period), both of which were stopped. It was the first time in NHL history a player had three penalty shots awarded in the same season against the same goaltender.

FEBRUARY 7

1975: Gary Smith became the first goalie in Vancouver Canucks history to win 25 games in one season and John Gould scored his 20th and 21st goals of the season and added an assist in a 3-1 win over the visiting Chicago Blackhawks.

1991: Pat Quinn picked up his first victory as coach of the Vancouver Canucks, a 2-1 win at Philadelphia.

1996: Dave Babych became the 109th player in NHL history to play in 1,000 career games, as the Canucks lost 5-3 to the visiting Hartford Whalers.

2015: Daniel Sedin became the franchise leader in power play goals (115), surpassing the previous leader Markus Naslund who had accumulated 114 in his career with the Canucks.

FEBRUARY 8

2001: The Canucks and the San Jose Sharks play to the first scoreless draw in Vancouver. The game marks the third time in Canucks history they have played to a 0-0 tie.

FEBRUARY 9

1971: Rosaire Paiement sets a club record with four goals against Buffalo in a 6-3 victory.

1993: Pavel Bure scored his 45th and 46th goal to break the club record single-season mark of 45 set by Tony Tanti during the 1983-84 season. Canucks won 5-1 over the Nordiques in Quebec City.

FEBRUARY 10

1976: Chris Oddleifson picked up two assists as the Vancouver Canucks recorded the 100th home win in franchise history, 3-2 over the New York Islanders.

1981: Winger Tiger Williams and defenceman Kevin McCarthy are both voted to the Campbell Conference Team for the NHL All-Star Game held at the Los Angeles Forum.

2003: Markus Naslund tied a team record with his 11th game winning goal of the season; it came in a 2-1 win against the visiting Chicago Blackhawks.

2007: Markus Naslund and Brendan Morrison scored 10 seconds apart in the second period as the Canucks won 3-2 over the visiting Atlanta Thrashers. It was Naslund's 103rd power-play goal with the Canucks, a new team record.

2008: Markus Naslund scored his 20th goal of the season for the 9th straight year (a franchise record) in a 3-2 shootout win over the visiting Chicago Blackhawks; Naslund broke the mark of 8 straight 20-goal seasons set by Stan Smyl.

FEBRUARY 11



1975: Gary Smith made 30 saves to become the first goaltender in Vancouver history to get six shutouts in one season, when he led the Canucks to a 4-0 win over the visiting Kansas City Scouts.

1982: Referee Kerry Fraser awarded penalty shots to two Vancouver players in the same period for the first time in NHL history. Thomas Gradin and Ivan Hlinka both scored on Gilles Gilbert in the third period of a 4-4 Canucks' tie at Detroit.

FEBRUARY 12

1976: Vancouver recorded their first ever regular season win over Montreal. Ron Sedlbauer and Dennis Verbeegert each scored twice in a 6-4 victory. The win snapped a streak of 30 consecutive games (0-25-5) without a win over Montreal.

2011: The Vancouver Canucks set a new franchise record going eight consecutive games without allowing a power play goal, stopping 35 consecutive power play opportunities, Jan. 24-Feb. 12/11. The previous club record of seven games was set in 1980.81, Jan.6-20/81.

ON THIS DAY IN CANUCKS HISTORY

FEBRUARY 13

2016: Henrik Sedin became Vancouver's all-time leader in career games, when he appeared in his 1,414th game with the Canucks, a 5-2 loss to visiting Toronto; he broke the mark 1,140 games set by Trevor Linden.

FEBRUARY 14

2007: Defenseman Sami Salo scored the winning goal at 4:20 of overtime after getting an assist in regulation to give the Canucks a 3-2 win against the Wild at Minnesota. It was Salo's third OT goal of the season, a team record for defencemen.

FEBRUARY 15



2013: Henrik Sedin became the Canucks' all-time leading scorer when his two assists moved him ahead of Markus Naslund (who had scored 756 points with the Canucks); he reached the milestone in a 4-3 loss to the visiting Dallas Stars.

FEBRUARY 16

1971: Rosaire Paiement became the first Canuck to earn five points in a game with three goals and two assists in a 5-4 victory over the defending Stanley Cup champion Boston Bruins. Andre Boudrias became the first Vancouver player to score 20 goals, followed by Paiement, who tallied his 20th later that same period.

2004: Trevor Linden became the Vancouver Canucks all-time leader in games played, when he appeared in his 897th with the team (breaking Stan Smyl's record) in a 1-0 win over the Avalanche at Colorado. Dan Cloutier recorded his 14th career shutout.

FEBRUARY 17

1987: Richard Brodeur became the first Vancouver Canucks' net-minder to play 20,000 minutes in his career, as Vancouver defeated the Blues 4-3, at St. Louis.

1988: Rookie Kirk McLean earned his first career shutout, and the Canucks' first shutout against Pittsburgh, a 5-0 win over the visiting Penguins.

FEBRUARY 18

2003: Vancouver tied a team record by extending their unbeaten streak to 10 games (6-0-4) after coming back from a 3-0 deficit in the final 15 minutes of the game to beat the Wings 4-3 at Detroit. Marek Malik scored at 3:02 of overtime for the victory.

2003: Marc Crawford became the sixth coach in NHL history to win 150 games with two different franchises (Quebec/Colorado and Vancouver) when the Canucks beat the Red Wings 4-3 in overtime, in Detroit.

2007: Vancouver Canucks recorded their 1,100th win in franchise history, 5-4 over the visiting Colorado Avalanche. It also marked Trevor Linden's 1,300th career NHL game.

FEBRUARY 19

2000: Mark Messier picked up two assists for the 2,000th point of his NHL career (including the playoffs) as Vancouver won 3-1 at Ottawa.

2004: Wade Brookbank tied a team record for rookie defencemen with 22 penalty minutes in a 6-2 loss at Minnesota.

2009: Roberto Luongo became the 15th goaltender in NHL history to win 100 games with two different teams (Florida and Vancouver) when the Canucks beat the Senators 5-2 in Ottawa. Henrik Sedin tied a career high with four points (1-3-4).

FEBRUARY 20

1973: Bobby Schumatz became the second Canucks' player to score 30 goals in a season in a 7-6 loss to Boston.

1993: Pat Quinn picked up his 300th career NHL coaching victory, with a 4-2 Canucks' win over the Winnipeg Jets.

2003: Vancouver Canucks set a team record by extending their undefeated streak to 11 games (7-0-4) after a 4-2 win over the Blues in St. Louis.

2007: Vancouver goalie Dany Sabourin made 38 saves for his first career NHL victory, and Markus Naslund tied a team record (set by Stan Smyl) by recording his 8th straight 20-goal season with the Canucks, in a 3-2 win at Anaheim.

FEBRUARY 21

1974: Dennis Ververgaert picked up an assist to set a team rookie record with his 38th point of the season, in a 5-2 loss at Montreal.

1975: John Gould scored his first career hat trick and the Canucks reached the 30 win milestone for the first time in franchise history, and their first road victory over the Islanders, 4-1 in New York.

1976: Vancouver Canucks set a team record for fastest three goals when Glen Richardson, Ron Sedlbauer and Gerry O'Flaherty combined to score in a span of 1:48 during the second period, in a 5-4 win over the visiting St. Louis Blues.

1991: Dave Capuano became the first player in Vancouver history to get at least four assists in one game while assisting on every Canucks' goal in the game; he made history in a 6-4 loss at Calgary.

1992: Kirk McLean became the second goalie in Vancouver history to win 30 games in one season when the Canucks beat the Sharks 5-3 at San Jose.

FEBRUARY 22



1972: Dale Tallon became the first defenceman in Canucks history to register power-play goals in one season. He reached the milestone in a 4-3 loss to the visiting Boston Bruins.

1979: Gary Bromley earned his first shutout as a Canuck (and the 5th of his NHL career), stopping 25 shots en route to Vancouver's first shutout over Colorado, a 3-0 win over the visiting Rockies.

2007: Brendan Morrison scored a goal and also set a Vancouver franchise record by playing in his 483rd consecutive game with the Canucks, a 3-2 win at Los Angeles. He broke the record of 482 straight games set by Trevor Linden.

FEBRUARY 23

1991: Troy Gamble set a team record for rookie goalies by winning his 13th game of the season, 5-2 over the visiting Red Wings; he broke the rookie mark of 12 wins set by Glen Hanlon in 1978-79.

2003: Markus Naslund became the first Vancouver player to score 40 goals for three straight seasons, and Dan Cloutier became the first Canucks goaltender to get 30 victories in back-to-back seasons, in a 7-2 win over Columbus.

FEBRUARY 24

1970: The city of Vancouver was awarded the rights to an NHL expansion team. The Canucks joined the league eight months later, in the 1970-71 season along with the Buffalo Sabres.

1990: Dan Quinn scored his 4th career hat trick (his first with Vancouver) and the Canucks recorded the 2000th road victory in franchise history, 6-4 over the Kings at Los Angeles.

2002: Ed Jovanovski and Canucks Vice President of Player Personnel Steve Tambellini helped Team Canada win its first Olympic Gold Medal in Ice Hockey in 50 years. The Canucks hold an open practice and show the Gold Medal broadcast before 9,000 fans, the largest single gathering in Canada for the game.

2004: Daniel Sedin scored four goals (including his first career hat trick) in a 4-2 win against the visiting Detroit Red Wings.

FEBRUARY 25

1970: Vancouver Canucks named Bud Poile as their first General Manager in franchise history.

2003: Vancouver set a team record for most wins in February, when they got their 9th of the month, an 8-0 win over the Thrashers (their first-ever home win over Atlanta). Markus Naslund had a goal and 5 assists, and Dan Cloutier notched his 10th career shutout.

FEBRUARY 26



1986: Richard Brodeur became the first Vancouver Canucks' goaltender to appear in 300 career games, in a 4-2 loss at Montreal.

1987: Tony Tanti had two goals and an assist to become the first player in Vancouver Canucks history to score 30-or-more goals in four straight seasons. This time #30 came in a 5-4 loss at Detroit.

1989: Trevor Linden scored twice in a 5-2 loss at Montreal, to give him 27 goals on the season, a new team rookie record. He broke the team record of 26 held by Dennis Vervegaert.

1995: Vancouver Canucks picked up their milestone 700th victory in franchise history, 5-1 against the Sharks at San Jose.

2014: Eddie Lack tied a Vancouver team record for rookie goalies, with his third career shutout and Jannik Hansen scored the only goal of the game as the Canucks beat the visiting St. Louis Blues 1-0. Lack matched the mark set by Glen Hanlon in 1978.79.

FEBRUARY 27

1977: Dennis Kearns began a team-record 11 game assist streak as Vancouver won 4-3 at Chicago.

1985: Stan Smyl scored his 187th career NHL goal to pass Don Lever as the Canucks' all-time leading goal scorer, in an 11-5 loss at Detroit.

1996: Trevor Linden set a team record for consecutive games played, when he appeared in his 438th straight contest, when the Canucks lost to Pittsburgh, 7-4. Linden broke the team "ironman" mark of 437 set by Don Lever.

1997: Kirk McLean became the first goaltender to record 200 wins with Vancouver, in a 6-2 victory (their first-ever) over the Coyotes. Martin Gelnas scored 4 goals and added an assist, and Russ Courtnall added a goal and 3 assists.

FEBRUARY 28

1984: Patrik Sundstrom set a team record with his 7th game-winning goal of the season, as the Canucks beat Washington 3-2.

1986: Richard Brodeur became the first Vancouver Canucks netminder to register 100 career wins, in a 3-1 win over Philadelphia. Steve Tambellini led the scoring with two goals and an assist.

1989: Vancouver Canucks set a franchise record for most wins in the month of February, when they got their 8th of the month, a 3-2 win over the Nordiques in Quebec City.

1992: Kirk McLean tied a team record (set by Gary Smith in 1974.75) with his 32nd victory of the season, a 5-3 win over the visiting Winnipeg Jets. It was also the Canucks' 600th win in franchise history.

1998: Pavel Bure set an NHL record by scoring his third penalty shot goal of the season. It came in a 6-4 win over the visiting Ottawa Senators.

1998: Mark Messier scored twice (in a 6-4 win over Ottawa) to become the 4th player in NHL history to reach the 1,600 career point milestone.

FEBRUARY 29

1984: Patrik Sundstrom scored a goal and added a team record six assists as Vancouver won 9-5 over the Penguins at Pittsburgh. Sundstrom was just the third player in NHL history to get six assists in a road game (joining Billy Taylor and Bobby Orr).

1996: Alexander Mogilny scored his 50th and 51st goals of the season as Vancouver tied 2-2 with the visiting St. Louis Blues. Mogilny became the second 50 goal scorer in Canucks history, joining Pavel Bure he also became the fourth player in NHL history to score 50 goals with two NHL teams.

MARCH

MARCH 1

1992: Kirk McLean set a team record with his 33rd win of the season, an 11-0 shutout over the visiting Calgary Flames. McLean broke Gary Smith's record of 32 wins set in 1974.75.

1993: Pavel Bure scored twice to become the first player in Vancouver's 23 year history to get 50 goals in a season. The Canucks won 5-2 against the Sabres in a neutral site game played in Hamilton.

MARCH 2

1983: John Garrett made 31 saves for the only shutout of his NHL career, and Darcy Rota began a team-record 14 game point scoring streak in a 3-0 win against the Jets; it was the Canucks first shutout in Winnipeg.

2000: Mark Messier became just the fourth player in NHL history to score 1,700 career points, when he scored a goal in a 3-1 win over the visiting Anaheim Mighty Ducks.

2010: Christian Ehrhoff became just the third defenceman in team history to get two (or more) overtime goals in one season when he connected at 1:33 of OT for a 4-3 win in Columbus.

2014: The Canucks hosted the 2014 Heritage Classic against the Ottawa Senators at B.C. Place Stadium. 55,000 people were in attendance, making it the most attended game in franchise history.

MARCH 3

1985: Thomas Gradin picked up four assists as the Canucks won 7-6 in overtime, at Hartford. It was the Canucks' 7th regular season overtime win of the year, tying an NHL record.

2003: Matt Cooke scored two goals and added an assist as the Vancouver Canucks tied a franchise record with their 21st road victory of the season, 6-4 over the Bruins at Boston. It was also their 400th road win in franchise history.



2004: Brent Sopel scored a goal and two assists as the Canucks and Avalanche played to a 5-5 draw in Colorado in the final road game in Vancouver history that ended in a tie.

2015: Vancouver Captain Henrik Sedin became the first player in franchise history to register career 900 points when he scored twice in a 6-2 loss to the visiting San Jose Sharks.

ON THIS DAY IN CANUCKS HISTORY

MARCH 4

1976: Gary Smith became the first goaltender to play 200 games in a Vancouver uniform, as the Canucks tied the Islanders 3-3, at New York.
1980: Stan Smyl had two assists to establish a new club record for consecutive point scoring streak (12 games) as the Canucks beat the Winnipeg Jets 2-1. Smyl scored 5 goals and 17 assists during the streak.
1981: Thomas Gradin scored his first NHL hat trick in a 5-2 win at Toronto.

MARCH 5

2011: Roberto Luongo became the 25th goaltender to win 300 career NHL games as the Canucks beat the Kings 3-1 in Los Angeles.

MARCH 6

1987: Petri Skriko established a new club record with his 4th hat trick of the season, the 5th of his career, and led Vancouver to a 4-1 victory over Montreal.
1996: Russ Courtnall scored a power-play goal, a shorthanded goal and an even-strength goal within a span of 9:35 during the second period (for his first hat trick with the Canucks) in a 5-2 win over the visiting Buffalo Sabres.
2007: Roberto Luongo tied a franchise record (set in 1991.92 by Kirk McLean) with his 38th victory of the year, as the Canucks beat the visiting Tampa Bay Lightning 5-1.

MARCH 7

1975: Gary Smith became the first goaltender in Vancouver Canucks history to win 30 games in one season. The milestone victory was a 2-1 win against the visiting Chicago Black Hawks.
1980: Stan Smyl scored his first career NHL hat trick, as the Canucks lost 9-3 in their final home game against the Atlanta Flames.
1984: Tony Tanti became the third Canucks player to score 40 goals in a season, and added the winning goal in a 4-3 win over the Winnipeg Jets. Tanti also scored a club record 16th power-play goal in the game.

MARCH 8



1983: Thomas Gradin tied a team record with four assists as the Canucks won 7-3 over the visiting New York Rangers.
1985: Thomas Gradin had two assists to become the first player in Vancouver Canucks history to score 500 career points, as Vancouver beat the Kings 4-3.
1992: Vancouver set a team record with their 16th road victory of the season in a 7-3 win at Philadelphia. Their old record of 15 road wins came in the 1974.75 season. Jim Sandlak led the scoring with two goals and three assists.
2004: Trevor Linden became the Vancouver Canucks all-time leading scorer, when he picked up his 674th point with the team in a 9-2 loss to the visiting Colorado Avalanche. Linden broke the mark previously held by Stan Smyl.

MARCH 9

1973: Andre Boudrias scored on the first penalty shot awarded to a Vancouver player, scoring on Roger Crozier, as Vancouver beat Buffalo 5-2.

1993: Pavel Bure had two assists to give him 92 points for the season, a new team record. The milestone came in a 7-2 win over the visiting New Jersey Devils. Bure broke the mark of 91 points set by Patrick Sundstrom.

2007: Roberto Luongo set a team record with his 39th victory of the season, a 2-1 victory at San Jose. He broke Kirk McLean's team record of 38 wins, set in 1991.92.

MARCH 10

1977: Cesare Maniago earned his first shutout as a Canucks net-minder, and stopped 19 shots as Vancouver beat visiting Chicago 5-0. It was Maniago's 29th career NHL shutout.

1980: Rookie Brent Ashton tied club records with three assists in one period and four in one game, as the Canucks won 5-2 on the road in their final NHL game against the Atlanta Flames.

1989: Vancouver defeated Los Angeles 4-2 and won its 8th consecutive home game, to tie a club record.

2005: The National Hockey League's Board of Governors approves the 50 per cent acquisition of the Vancouver Canucks to the Aquilini Investment Group.

2010: Daniel and Henrik Sedin, along with their wives, donate \$1.5 million to BC Children's Hospital.

MARCH 11

1986: Rick Lanz became the Canucks' all-time leading goal scorer among defencemen, passing Kevin McCarthy with his 52nd career goal, in a 1-1 tie against the Nordiques in Quebec City.

1990: Jim Agnew set a team record for rookie defenseman with 14 penalty minutes in a 5-3 win over visiting Pittsburgh.

MARCH 12

1983: Vancouver Canucks defeated Buffalo 8-3 and established a club record with their 5th consecutive victory. Darcy Rota led the scoring with his 7th career hat trick.

2002: Artem Chubarov scored to become the first player in NHL history whose first four career goals were all game winners and Dan Cloutier tied a team record with his 6th shutout of the season, a 5-0 win at Nashville (and their first shutout vs NSH).

2014: Henrik Sedin became the first player to appear in 1,000 games as a member of the Vancouver Canucks, reaching the milestone in a 3-2 shootout victory at Winnipeg.

MARCH 13

2007: Brendan Morrison became the 15th player in NHL history to play in 500 consecutive games; the milestone came in a 3-2 overtime loss to the visiting Minnesota Wild.

MARCH 14

1975: Vancouver Canucks set a franchise record for most home wins in a season, with their 20th of the year, 5-1 over the visiting Sabres.




1983: Darcy Rota tied a club record by scoring a goal in his sixth straight game as the Canucks lost 6-3 to the North Stars at Minnesota.

1992: Vancouver goaltender Kirk McLean registered his 100th career NHL victory when the Canucks set a franchise record with their 39th win of the season, 6-4 at Calgary.

1995: Kirk McLean appeared in his 378th game as a Vancouver Canuck, breaking Richard Brodeur's record for career games by a Vancouver goaltender. The record came in a 3-3 tie against the Jets, at Winnipeg.

2011: With a win over Minnesota on the team's 71st game of the season, the Canucks set a franchise record for the fastest the club has reached 100 (or more) points. The previous record was set in the 77th game of the 2006/07 season.

2013: The NHL approves the realignment of NHL clubs condensing six divisions into four. The Vancouver Canucks are placed into the new Pacific division with the Anaheim Ducks, Calgary Flames, Edmonton Oilers, Los Angeles Kings, Phoenix Coyotes and San Jose Sharks.



2013: Alain Vigneault recorded his 300th win as a Canucks coach with a 7-4 victory over the Nashville Predators. He became the only coach in franchise history to reach this milestone.

MARCH 15

2007: Roberto Luongo became the first goaltender in team history to win 40 games in one season and Daniel Sedin set an NHL record with his 4th power-play overtime goal of the year (and tied a record with his 4th OT goal) in a 3-2 win vs St. Louis.

2009: Ryan Kesler had three assists as the Canucks tied a franchise record (set in 1992) with their ninth straight home win, a 4-2 victory over the visiting Colorado Avalanche.

2009: Mattias Ohlund became the highest scoring defenceman in Vancouver Canucks history, when he picked up his 322nd point with the team (an assist) in a 4-2 win over the visiting Colorado Avalanche.

MARCH 16

2010: Henrik Sedin scored a goal and also became the Vancouver Canucks' all-time leader in assists when he scored the 416th of his career in a 3-1 win over the visiting Calgary Flames. He broke the mark of 415 previously set by Trevor Linden.

2013: Alex Burrows scored the fastest game-opening goal in Canucks history at 0:06 of the first period against the Detroit Red Wings. Burrows' six second marker was the 4th fastest in League history and broke the previous franchise record of nine seconds set in 1994 (Trevor Linden). The Canucks wore redesigned maroon Vancouver Millionaires jerseys versus the Detroit Red Wings to celebrate a century of hockey in Vancouver.

MARCH 17

2003: Todd Bertuzzi became the 4th player in Vancouver Canucks history to score 20 power-play goals in one season, with his third career hat trick in a 4-2 win over the Stars at Dallas. It was the Canucks 22nd road victory of the season, a new team record.

2009: Vancouver Canucks set a franchise record with their 10th straight home win, a 4-2 victory over the visiting Dallas Stars.

2015: The Canucks celebrate the life of Pat Quinn during their St. Patrick's Day game against one of Pat's former teams, the Philadelphia Flyers.

MARCH 18

1989: Kirk McLean became the third goaltender in team history to win 20 games in one season and extended his home unbeaten streak to 11 games (10-0-1) and Petri Skirko scored a goal and added an assist when the Canucks beat the Islanders 2-1.

1992: Vancouver Canucks reached the 40 win milestone for the first time in franchise history, with a 3-2 victory over the visiting Hartford Whalers.

MARCH 19

1971: Rosaire Paiement scored his 30th goal of the season, becoming the first Canuck ever to reach that mark. Vancouver defeats Pittsburgh 6-4.

1972: Dunc Wilson became the first goaltender in Vancouver Canucks history to appear in 50 games in one season; he set the mark in a 3-3 tie against the visiting St. Louis Blues.

1980: Stan Smyl scored 30 goals in a season for the first time in his NHL career after notching a goal, in a 3-3 tie against Buffalo.

1996: Trevor Linden became the third player to score 500 career points in a Vancouver Canucks uniform when he scored a goal in a 4-3 loss to the visiting Colorado Avalanche.



2014: Eddie Lack set a franchise record for rookie goaltenders with his 4th shutout of the season, 2-0 over the visiting Nashville Predators; he broke the mark of 3 shutouts set by rookie Glen Hanlon in 1978-79.

MARCH 20

1982: Thomas Gradin became the first Canucks player to score 80 points in a season when he picked up an assist as Vancouver tied 3-3 with the Nordiques, in Quebec City.

1992: Vancouver Canucks clinched the 1992 Smythe Division Championship, with a 2-2 tie against the Winnipeg Jets, at the Pacific Coliseum.

1999: Adrian Aucoin tied a team record for defencemen (set by Doug Halward in 1982-83) with his 19th goal of the season, in a 4-3 loss at Edmonton.

2003: Markus Naslund set a Vancouver team record with his 12th game winning goal of the season, as the Canucks won 7-3 over the visiting Nashville Predators. Naslund broke the record of 11 set by Geoff Courtnall in 1992/93.

MARCH 21

1981: Dave "Tiger" Williams (who scored his 30th goal 4 days earlier) became the first player in NHL history to get 30 goals and 300 penalty minutes in the same season, when his 31 minutes (in a 5-3 loss at Montreal) put him over the 300 PIM mark.

1983: Darcy Rota scored two goals to become only the second player in Canucks history to score 40 goals in a season. It came as Vancouver defeated Pittsburgh 7-3. Rota tied Ron Sedlbauer's record set in 1978/79.

2007: Vancouver tied a franchise record with their 45th victory of the year, a 2-0 win against Nashville. Roberto Luongo recorded his 31st career shutout, and the Canucks first ever at home against the Predators.

2011: Canucks Sports & Entertainment becomes one of six founding members of the Green Sports Alliance. Donating leftover food from game nights to the Vancouver Food Bank and installing hardware to conserve water usage are just some of the steps taken as part of their ongoing environmental initiatives.

MARCH 22

1988: Greg Adams scored twice to give him 100 goals in his NHL career as the Canucks won 5-3 over the visiting Toronto Maple Leafs.

ON THIS DAY IN CANUCKS HISTORY

1989: Stan Smyl became the first Canuck to play in 800 regular season games, as the Canucks lost 5-3 to the Maple Leafs at Toronto.

MARCH 23

1976: Mike Walton scored twice and added an assist in the first period and the Canucks reached the 20 home win milestone for the first time in team history, with a 5-2 victory over the visiting Islanders.

1983: Stan Smyl scored the team's only goal and established a new club record a point in his 13th straight game, breaking his own record of 12. Canucks tied 1-1, at Washington.



1984: Tony Tanti scored his 43rd and 44th goals of the year (including the winner in overtime) to set a new team record for most goals in a season. The record came as the Canucks won 4-3 over the Winnipeg Jets. He broke the record set by Darcy Rota.

1994: Pavel Bure scored his 50th goal of the season for the second straight year, took 11 shots, set a team record by extending his goal scoring streak to 8 straight games, and added an assist as the Canucks won 6-3 over the Kings at Los Angeles.

2011: Daniel Sedin scored twice to reach the 40-goal mark for the first time in his 10 year NHL career as the Canucks beat the Red Wings 2-1 in Detroit.

MARCH 24

1989: Petri Skriko became the second player in Vancouver history to score 30 goals in 4 straight seasons; he reached the milestone in a 5-2 loss at Buffalo.

1989: Trevor Linden tied a team rookie record with his 57th point of the season when he picked up an assist in a 5-2 loss in Buffalo. He tied the mark set by Dennis Ververgaert in 1973/74.

1992: Goaltender Kirk McLean earned his club record 38th victory of the season and rookie Pavel Bure had two goals and an assist to lead the Canucks to a 4-2 win against the North Stars, at Minnesota.

1993: Vancouver Canucks recorded the 400th home win in franchise history, and set a team record for most home victories in one season, with their 24th of the year, 6-2 over the visiting Kings.

2010: Henrik Sedin tied a team record when his 3 assists (in a 4-1 win over the visiting Ducks) gave him 71 assists for the season. It was also the Canucks' 27th home win of the season, tying a franchise mark.

MARCH 25

1973: Don Tannahill scored his second NHL hat trick in a 7-4 Canuck victory over Toronto. He is the first Canucks rookie to register 20 goals, finishing the season with 22.

1983: Darcy Rota set a team record with his 41st goal of the season, and added an assist in a 3-3 tie against the visiting Chicago Black Hawks.

1988: Petri Skriko became only the second Canucks' player to register three straight 30-goal seasons, with his 30th of the year during a 3-2 win over Chicago.

1996: Alexander Mogilny scored his 100th point of the season, with two assists in a 4-1 win over the visiting L.A. Kings. Mogilny became the second Canuck (and 58th NHL player) to score 100 points in a season.

2003: Todd Bertuzzi became just the second player in Vancouver Canucks history to score 25 power-play goals in one season; he reached the milestone, along with two assists, in a 4-3 loss to the visiting Dallas Stars.

2007: Henrik Sedin had 3 assists to set a new team record, with his 63rd assist of the season, in a 5-4 shootout loss to the visiting Colorado Avalanche. He broke the mark of 62 assists, set previously by Andre Boudrias in 1974/75.

2011: Vancouver Canucks set franchise records with their 24th road win and 107th point of the season after a 3-1 victory in Atlanta.

MARCH 26

1989: Paul Reinhart became the third defenseman in team history to pick up 50 assists in one season, when he tallied two helpers in a 7-3 win over the Jets, at Winnipeg.

1997: The NHL announced that the Anaheim Mighty Ducks and Vancouver Canucks would open the 1997/98 season with two games in Japan, the first regular-season games in league history played outside North America.



2002: Dan Cloutier set a Vancouver franchise record with his 7th shutout of the season, a 4-0 win over the visiting L.A. Kings. He broke the mark of 6 shared by Gary Smith and Garth Snow. Trevor Linden plays the 1,000th game of his NHL career. Through his first 1,000 games, Linden played 758 games for Vancouver, 107 with the New York Islanders, 107 with Montreal and 28 with Washington. Linden became the fourth player to reach the milestone while with Vancouver (Dave Babych, Ryan Walter and Pit Martin).

MARCH 27

1976: John Gould became the first Vancouver Canucks player to score 30 goals in back-to-back seasons during a 7-3 loss to the Kings in Los Angeles.

1981: Gerry Minor set an NHL rookie record with his sixth short-handed goal of the season, as the Canucks picked up their first road victory in Winnipeg, beating the Jets 10-2.

1982: Coach Harry Neale was handed a 10-game suspension by the NHL for his involvement in an altercation with the crowd in Canucks March 20th game in Quebec City. Defenceman Doug Halward was given a seven game suspension. Roger Neilson took over as coach and Canucks win 7-2 over Calgary.

1983: Vancouver set a team record for most wins in the month of March, when they got their 9th of the month, an 8-4 win over the visiting L.A. Kings. Darcy Rota set a club record with his 42nd goal and Doug Halward set a record for defencemen with his 19th goal.

1983: Darcy Rota set a team record with his 42nd goal of the year, and became the first Canucks player ever to get 15 goals in one month. He also had two assists in an 8-4 win over the visiting L.A. Kings.

1994: Pavel Bure scored three power-play goals in the second period, to give the Canucks a 4-3 win over the Kings in Vancouver. Bure's 3 PPGs gave him a total of 22, a new team record (breaking the old mark of 20 set by Tony Tanti in 1987/88). Pavel Bure set a team record with his 17th goal during the month of March; he finished the night with a hat trick in a 4-3 win over the visiting Kings, and broke the mark that he had previously set in November 1992.

1999: Adrian Aucoin became the first defenceman in Vancouver Canucks history to score 20 goals in a season, during a 5-1 win over the visiting Montreal Canadiens. Aucoin's 20th of the year broke the old team record of 19 goals set by Doug Halward.

1999: Adrian Aucoin set a team record for defencemen with his 15th power-play goal of the year, then added his 16th PPG in a 5-1 win

over the visiting Montreal Canadiens; he broke the mark of 14 set by Rick Lanz in 1983.84.

2004: Marc Crawford picked up his 200th coaching victory with Vancouver when Brendan Morrison scored the winning goal 40 seconds into overtime and helped the Canucks clinch a playoff spot, with a 3-2 win over the visiting Dallas Stars.

2007: Vancouver tied a franchise record with their 46th victory of the season, a 3-0 win over the Avalanche at Colorado. Roberto Luongo recorded his 32nd career shutout for the Canucks.

2010: Henrik Sedin set a team record with his 72nd assist of the season and became the first NHL player to score 100 points in the 2009-10 season when he picked up two assists (to give him 101 points) in a 4-2 loss at San Jose.

2011: Cory Schneider made 39 saves and set a team record for rookie goalies by winning his sixth straight game, a 4-1 victory at Columbus. It was also the Canucks' 50th win of the season, a new franchise record.

2014: Daniel Sedin collected an assist to give him 800 career NHL points as the Canucks lost 3-2 in overtime in Colorado.

MARCH 28

1971: Vancouver reached double digits in scoring for the first time in team history, and set a club record for goals, in an 11-5 win over the California Golden Seals. Wayne Maki led the way with the only hat trick of his NHL career and also added two assists.

1975: Gary Smith established club records for appearances (72) and wins (32) by a Canucks goaltender in one season, when the Canucks beat Los Angeles 4-2 to reach the 35-win milestone for the first time in team history.

1994: Pavel Bure scored his 100th point season for the second straight season with a goal and an assist in a 3-2 overtime win over the visiting Maple Leafs. He also became the first player in team history to score 18 goals in one month.

1996: Vancouver Canucks fired head coach Rick Ley, with six games remaining in the Canucks' schedule. General Manager Pat Quinn was announced as the replacement behind the bench.

MARCH 29

1983: Stan Smyl scored twice to tie a team record with his 15th power-play goal of the season, and set a team record with his 88th point of the season, as the Canucks lost 7-4 to Edmonton.



1987: Doug Lidster scored his 61st point to establish a new club record for points in a season by a defenceman. Lidster surpassed the former mark set by Dennis Kearns (5-55-60) in 1976.77. Canucks lost 7-4 to the Whalers, at Hartford.

1989: Trevor Linden set a team rookie record with his 58th point of the season when he picked up an assist in a 5-2 loss to the visiting Edmonton Oilers. He broke the mark of 57 points set by Dennis Ververgaert in 1973.74.

1992: Pavel Bure scored his 31st goal of the season to break Trevor Linden's team rookie record. It came in a 7-4 loss at Washington.

2007: Vancouver set a team record for most wins in a season with their 47th of the year, a 4-2 victory over the Kings at Los Angeles. Daniel Sedin scored twice, Henrik Sedin had three assists and Roberto Luongo tied a team record by playing in his 72nd game.

2009: Roberto Luongo tied a team record with his 7th shutout of the season (and the Canucks tied a franchise mark with their 8th shutout of the season) and stopped Patrick Sharp on a penalty shot in the third period to give the Canucks a 4-0 win at Chicago.

MARCH 30

1973: Bobby Schumatz became first Vancouver player to score 70 points in one season when he scored the tying goal in a 3-3 tie against the Minnesota North Stars.

1974: Dennis Ververgaert scored twice to become the first player in team history to get 20 goals and 50 points in his rookie season; the milestone came in a 4-2 win over the visiting New York Islanders.



1980: Ivan Boldirev scored his 7th career hat trick (his first with Vancouver) and added two assists in a 5-3 win against the visiting Minnesota North Stars.

1984: Patrik Sundstrom earned two points to set a new team mark for most points in a season (91) as the Canucks tied 3-3 with the Minnesota North Stars. Tony Tanti scored his 45th goal of the year, another club record.

1994: Pavel Bure became the first player in Vancouver Canucks history to score 19 goals in one month; he reached the milestone in a 3-1 loss to the visiting Pittsburgh Penguins.

2010: Henrik Sedin became the first player in Canucks history to get 75 assists in one season; he reached the milestone with a goal and two assists in a 4-1 win over the visiting Phoenix Coyotes.

MARCH 31

1974: Gary Smith became the first goalie in Vancouver history to get three shutouts in one season, when he led the Canucks to a 7-0 win over the visiting California Seals. Don Lever scored his first NHL hat trick and added two assists.

2004: Marc Crawford became the Vancouver Canucks all-time leader in games coached, with his 408th, a 2-1 win at Anaheim (breaking the mark of 407 set by Harry Neale). Sami Salo scored the game-winning goal with 20 seconds left in regulation.

2007: Roberto Luongo set a team record by appearing in his 73rd game of the season, a 3-2 loss to the visiting Calgary Flames.

2011: Vancouver Canucks clinched the first President's Trophy in the team's 40 year history with a 3-1 win over the visiting L.A. Kings. Daniel Sedin had a goal and an assist to reach 100 points for the season for the first time in his NHL career.

APRIL

APRIL 1

1975: Ken Lockett became the first rookie goalie in team history to record a shutout, by stopping 31 shots in a 7-0 victory over the California Seals.

1987: Tony Tanti scored his 40th goal of the season to become the first Canucks' player to record two 40 goal seasons and Patrik Sundstrom scored a goal and three assists as the Canucks won 8-3 at Los Angeles.

ON THIS DAY IN CANUCKS HISTORY

1988: Tony Tanti became the first player in team history to score 20 power-play goals in one season, and added an assist in a 6-1 win over the visiting Minnesota North Stars.

1989: Trevor Linden became the first Canucks rookie to score 30 goals in a season and finished the season with 59 points, one short of Ivan Hlinka's team record of 60 as a rookie. Canucks lost 6-4 at Los Angeles.

1993: Pavel Bure became the first player in team history to score 100 points in a season and set a team record with his 7th shorthanded goal of the season, in a 5-3 win over the Lightning, in the Canucks' first NHL game in Tampa Bay.

2008: Roberto Luongo set a team record by starting his 29th straight game, a 4-2 loss to the visiting Colorado Avalanche; he broke the mark of 28 straight starts previously set in 1984.85 by Richard Brodeur.

APRIL 2

1971: Vancouver Canucks set a team record for fastest two goals when Wayne Maki and Rosaire Paiement combined to score in a span of .08 during the first period, in a 7-2 win over the Golden Seals, in Oakland.

1975: Ken Lockett became the first Canucks goaltender to register two consecutive shutouts as Vancouver earned its 8th shutout of the season, 3-0 over the Seals in Oakland. He also became the first Canucks goalie to get 2 shutouts in his rookie season.

APRIL 3

1977: Vancouver Canucks set a team record for fastest two goals when Ralph Stewart and Rick Blight combined to score in a span of .08 during the third period, in a 6-3 win over the visiting Minnesota North Stars.

1987: Stan Smyl scored the 7th (and final) hat trick of his NHL career, and added an assist on the game winner, in a 6-4 win over the visiting Winnipeg Jets.

1999: Adrian Aucoin tied an NHL record for defenceman (held by Denis Potvin) when he scored his 18th power-play goal of the season, in a 5-2 loss at San Jose.

2004: Vancouver Canucks won 5-2 over the visiting Edmonton Oilers, and clinched their first division title since 1993. It was also the 600th home victory in franchise history.

2007: Henrik Sedin became the first player in Vancouver Canucks history to get 70 assists in one season; he reached the milestone with two assists in a 4-2 win vs L.A. Kings.

2008: Roberto Luongo became the first goaltender in Vancouver Canucks history to start 30 straight games, in a 2-1 loss to the visiting Edmonton Oilers.

APRIL 4

1991: Geoff Courtnall tied a team playoff record with four points (including a team record three in the third period), finishing with three goals and an assist in a 6-5 win at Los Angeles, in Game 1 of the Smythe Division Semifinals.

1994: Pavel Bure was named NHL Player of the Month for March after scoring 19-11-30 in 16 games. It is the second highest point total in any one month in Canucks history. Bure joined goaltender Kirk McLean as the only Vancouver player to receive the award.

APRIL 5



1974: Dennis Ververgaert became the first player in Vancouver history to score 25 goals in his rookie season and Gary Smith became the first goalie in Canucks history to win 20 games in a season, in a 3-2 win over the visiting L.A. Kings.

1989: Brian Bradley tied a team playoff record with three assists and Paul Reinhart scored the winning goal at 2:47 of overtime to lead the Canucks to a 4-3 win at Calgary, in Game 1 of the Smythe Division Semifinals.

2007: Roberto Luongo became the first goaltender in Vancouver Canucks history to play in 75 games in one season; he reached the milestone in a 3-1 loss to the visiting Colorado Avalanche.

APRIL 6

1979: Ron Sedlbauer became the first 40-goal scorer in Vancouver history as the Canucks finished their ninth season with a 2-2 tie against the Minnesota North Stars.

1996: Corey Hirsch set a team record for rookie goalies by winning his 17th game of the season, a 4-2 victory at Los Angeles; he broke the mark of 16 wins previously set by rookie Troy Gamble in 1990.91.

2013: Alain Vigneault coached his 530th game with Vancouver, surpassing Marc Crawford for the franchise record, as the Canucks beat the visiting Calgary Flames 5-2.

2015: Henrik Sedin became the first player in franchise history to record 700 career assists, reaching the milestone on a 2-1 shootout victory over the visiting L.A. Kings.

APRIL 7

1982: Stan Smyl set a Vancouver team playoff record for fastest goal from the start of a game, when he scored just .08 into a 5-3 win over the Calgary Flames, in Game 1 of the Smythe Division Semifinals.

1984: Doug Halward became the first defenceman in team history to score a hat trick, in a 7-0 win over Calgary in Game 3 of the Smythe Division Semifinals. Richard Brodeur recorded the first playoff shutout in team history, and the only one of his career.

1993: Kirk McLean earned his club record 127th career victory, passing Richard Brodeur as the Canucks tied a franchise record with their 43rd victory of the season, 5-4 overtime win over the visiting Oilers.

1994: Pavel Bure became the first player in Vancouver Canucks history to score 25 power-play goals in one season; he reached the milestone, along with another goal, in a 3-2 win over the visiting San Jose Sharks.

1994: Chairman and team owner Frank A. Griffiths passed away after a lengthy illness. In his memory, the players wear a patch on their uniform with the inscription "2 points F.G., Mr. Griffiths' signature phrase.

2004: Martin Rucinsky scored the first of four power-play goals, and Markus Naslund tied a team playoff record with three assists in a 5-3 win over the visiting Calgary Flames, in Game 1 of the Western Conference Quarterfinals.

2004: Trevor Linden became the first player in team history to play in 100 playoff games as a member of the Vancouver Canucks; the milestone came in a 5-3 win against the visiting Calgary Flames, in Game 1 of the Western Conference Quarterfinals.



2007: Mattias Ohlund scored a power-play goal 34 seconds into overtime to give the Canucks a team-record 12th OT win of the regular season, 4-3 at San Jose. Vancouver clinched the Northwest Division title and tied a team record with their 23rd road win.

2011: Canucks unveil permanent outdoor bronze statue of former assistant coach Roger Neilson, who coached the Canucks from 1982-84. Neilson is pictured holding a hockey stick with a towel on the

ON THIS DAY IN CANUCKS HISTORY

end, immortalizing the origin of "towel power", a tradition adopted by sports fans around the world.

2012: Vancouver Canucks clinched the NHL's President's Trophy (for the second year in a row) with a 3-0 win over the visiting Edmonton Oilers. Roberto Luongo needed just 17 saves for his 60th career shutout.

APRIL 8

1982: Vancouver won its first-ever playoff overtime game, when Tiger Williams scored at 14:20 of overtime to give the Canucks a 2-1 win over Calgary in Game 2 of the Smythe Division Semifinals.

APRIL 9

1983: Vancouver set a team playoff record for fastest four goals when Harold Snepsts, Rick Lanz, Kevin McCarthy and Lanz again scored in a span of 11:22 during the second period of a 5-4 win over the visiting Flames, in Game 3 of the Smythe Semifinals.

1989: Rookie Trevor Linden scored a goal and three assists to set a new club playoff record with four points and Vancouver set a team record with 4 power-play goals in a 5-3 win over Calgary in Game 4 of the Smythe Division Semifinals.

1993: Gino Odjick became the first player in team history to pick up 350 penalty minutes in one season, when he got 20 PIM in an 8-1 loss in Calgary.

2009: Roberto Luongo set a Vancouver record with his 8th shutout of the season, and the Canucks set a team record with their 9th shutout of the season, 1-0 over the visiting L.A. Kings.

2011: One year after his twin brother Henrik won the Art Ross Trophy, Daniel Sedin won his first NHL scoring title when his two assists (in a 3-2 overtime win in Calgary) gave him 104 points for the 2010-11 season.

2014: Vancouver Canucks named former team captain Trevor Linden as their new President of Hockey Operations.

APRIL 10

1979: Stan Smyl set a Vancouver team playoff record for fastest goal from the start of a game when he scored just :09 into the first period of a 3-2 win at Philadelphia, in Game 1 of the Stanley Cup Preliminary Round Playoffs.



1982: Thomas Gradin scored twice to lead the Canucks to a 3-1 win at Calgary, in Game 3 of the Smythe Division Semifinals. With the first playoff series win in team history, Vancouver advanced to the Division Finals vs the Kings.

2010: Henrik Sedin picked up four assists to give him 112 points—a new franchise record (breaking Pavel Bure's mark of 110); it also gave him the Art Ross Trophy (as NHL leading point scorer) as the Canucks beat the visiting Flames 7-3.

APRIL 11

1980: Vancouver earned their first home playoff victory in team history, and beat Buffalo 5-4 in Game 3 of the Preliminary Round. The win came after four home playoff losses in their first ten years of existence.

1993: Pavel Bure became the first Canucks' player to get 60 goals in one season and the Canucks set a franchise record with their 44th win of the season, 6-3 over the visiting Flames.

1993: Geoff Courtnall became the first player in team history to get 10 game winning goals in one season, the record came in a 6-3 win over the visiting Flames.

1998: Donald Brashear had 26 penalty minutes (in a 1-1 tie at San Jose) to set a team record with his 372nd penalty minute of the season; he broke the mark of 371 set by Gino Odjick in 1996/97.

2007: Roberto Luongo set an NHL record with 72 saves in his first career playoff game, and Henrik Sedin scored at 18:06 of the 4th OT as the Canucks won 5-4 over the visiting Dallas Stars, in Game 1 of the Western Conference Quarterfinals.

2009: Roberto Luongo became the 4th goalie in NHL history to get a shutout in each of his team's final two games of the season, as Vancouver clinched a Northwest Division title with a 1-0 overtime win at Colorado. It was Luongo's 47th career shutout.

APRIL 12

1991: Vancouver set a team playoff record with three power-play goals in the second period and Trevor Linden tied another team record with three assists in a 7-4 loss at Los Angeles, in Game 5 of the Smythe Division Semifinals.



1991: Cliff Ronning scored a goal in his 5th straight game, a team playoff record, in a 7-4 loss at Los Angeles, in Game 5 of the Smythe Division Semifinals.

APRIL 13

1989: Trevor Linden set team rookie playoff records with three assists and four points and the Canucks set a team record by scoring twice in :15 in the second period in a 6-3 win over Calgary, in Game 6 of the Smythe Division Semifinals.

1993: Jyrki Lumme had two goals and an assist as the Canucks reached the 45-win milestone for the first time in franchise history, a 7-4 victory over the visiting Kings.

1993: Vancouver Canucks set a team record for fastest three goals, when Ryan Walter, Sergio Momesso and Trevor Linden combined to score in a span of :48 during the first period, in a 7-4 win over the visiting L.A. Kings.

1994: Pavel Bure took 9 shots and set a team record with his 14th career shorthanded goal (breaking Stan Smyl's record) and the Canucks set a franchise record with their 21st road win of the season, 2-1 at Anaheim.

2006: Trevor Linden became the first player ever to appear in 1,000 NHL games as a member of the Vancouver Canucks; the milestone came in a 5-3 loss to the Sharks, in San Jose.

APRIL 14

1992: Kirk McLean became the second goaltender in franchise history to record 100 wins as a member of the Canucks. The milestone came in a 3-2 win at Los Angeles.

1992: Gino Odjick picked up 14 penalty minutes to give him 344 PIM for the season, a new team record. He broke the mark of 343 set by Tiger Williams in 1980/81, as the Canucks beat the Kings 3-2 in Los Angeles.

ON THIS DAY IN CANUCKS HISTORY

APRIL 15

1975: Vancouver Canucks recorded their first-ever playoff win, 2-1 at Montreal to even their series at one game apiece in Game 2 of the Quarterfinals. Garry Monahan tallied the first playoff game-winner for Vancouver, while Bob Dailey had two assists.



1982: Ivan Hlinka set a Vancouver team playoff record for fastest two goals when he scored two power-play goals (another record) in a span of 3:33 in the second period of a 3-2 win over the visiting L.A. Kings in Game 1 of the Smythe Division Finals.

APRIL 16

1992: Pavel Bure set a Vancouver Canucks rookie record for most points in a season, when his goal and assist (in a 4-4 tie against Calgary) gave him 60 points for the season, breaking the mark set by Trevor Linden in 1988-89.

APRIL 17

1998: Pavel Bure scored his 50th goal of the season for the third time in his career as Vancouver lost 4-2 to the visiting Calgary Flames. Bure became the third player to reach the 50-goal plateau in 1997-98.

2004: Brendan Morrison scored at 2:28 into the 3rd OT to give Vancouver a 5-4 win over the Flames at Calgary, in Game 6 of the Western Conference Quarterfinals. It was the longest game in Canucks' playoff history.

2009: Roberto Luongo made 30 saves for his first career playoff shutout as the Canucks beat the visiting Blues 3-0, in Game 2 of the Western Conference Quarterfinals, and a 2-0 lead in their series.

APRIL 18

1994: Kirk McLean recorded the first road playoff shutout in franchise history (the third shutout of his playoff career) as the Canucks won 5-0 at Calgary, in Game 1 of the Western Conference Quarterfinals.

APRIL 20

1995: Trevor Linden scored two goals 21 seconds apart in the first minute of the second period as Vancouver tied 2-2 with the visiting Calgary Flames.

APRIL 21

2010: Canucks scored four goals in the third period and Daniel Sedin picked up three assists in the final 12:31 of the game as Vancouver beat the Kings 6-4, in Game 4 of the Western Conference Quarterfinals, in Los Angeles.

APRIL 22

1996: Alexander Mogilny tied a team playoff record with three assists as the Canucks won 4-3 over the visiting Colorado Avalanche, in Game 4 of the Western Conference Quarterfinals.

2013: Vancouver Canucks clinched the Northwest Division Championship for the 5th year in a row, with their eighth straight home win, 3-1 over the visiting Chicago Blackhawks.

APRIL 23

1975: Canucks participate in their first playoff overtime game, losing 5-4 to Montreal. Guy Lafleur, with his third game-winning goal of the series, scores the winner at 17:06 of overtime.

1993: Trevor Linden set a team playoff record by scoring two goals in a span of :45 in a 5-4 loss at Winnipeg, in game 3 of the Western Conference Quarterfinals.

2007: Trevor Linden scored a goal and added an assist to tie a Vancouver team record (set by Pavel Bure) with his 34th career playoff goal; the milestone came in a 4-1 win against the visiting Dallas Stars, in Game 7 of the Western Conference Quarterfinals.

2008: Vancouver Canucks named Mike Gillis as their new General Manager, replacing Dave Nonis, who had been relieved of his duties nine days earlier.



2013: Daniel Sedin moves into second in franchise scoring behind his brother Henrik, surpassing former captain Markus Naslund. With two points (2-0-2) against the Chicago Blackhawks, Daniel collected his 758th point (291-467-758) in 905 games, passing Naslund at 756 points (346-410-756).

APRIL 26

1992: Rookie Pavel Bure tied a team playoff record with four points (1-3-4) to lead the Canucks to an 8-2 win over the Winnipeg Jets, in Game 5 of the Smythe Division Semifinals.

APRIL 27

1996: Trevor Linden became the first player in team history to get 50 playoff assists as a member of the Vancouver Canucks; the milestone came in a 3-2 loss to the visiting Colorado Avalanche, in Game 6 of the Western Conference Quarterfinals.

APRIL 28

1992: Pavel Bure set a team playoff record for rookies with three goals in an 8-3 win over the Winnipeg Jets, in Game 6 of the Smythe Division Semifinals.

1994: Trevor Linden scored the first overtime power-play goal in Vancouver Canucks playoff history, scoring at 16:43 of OT as the Canucks won 3-2 over the visiting Calgary Flames, in Game 6 of the Western Conference Quarterfinals.

APRIL 29

1982: Vancouver set team playoff records with 85 penalty minutes in the third period and 106 penalty minutes in the game, a 4-1 loss at Chicago, in Game 2 of the Western Conference Finals.

APRIL 30

1992: Geoff Courtnall set a team playoff record with 11 shots and tied two more team playoff records with 3 goals and 4 points in a 5-0 win over the visiting Winnipeg Jets, in Game 7 of the Smythe Division Semifinals. Kirk McLean got the shutout.

1995: Vancouver Canucks set a franchise record for most wins in the month of April, when they got their 7th of the month, a 6-4 victory over the visiting Calgary Flames.

MAY

MAY 1

1982: Vancouver Canucks played their first NHL game in the month of May, a 4-3 win over Chicago, in game 3 of their Conference Final series.

1987: Pat Quinn officially assumed his job as President and General Manager of Vancouver Canucks, after having signed a contract with the team the previous January.

ON THIS DAY IN CANUCKS HISTORY

MAY 2

1972: Vancouver Canucks named Vic Stasiuk as the team's new head coach (replacing Hal Laycoe). Stasiuk became just the second head coach in team history.

MAY 4

1982: Vancouver set a team playoff record for fastest two goals when Doug Halward and Thomas Gradin scored in a span of 1:03 during the third period of a 5-3 win over the visiting Chicago Blackhawks, in Game 4 of the Western Conference Finals.

1992: Vancouver tied a team playoff record with 3 power-play goals in the first period and Kirk McLean recorded his second career playoff shutout in a 4-0 win over the visiting Oilers, in Game 2 of the Smythe Division Finals.

MAY 5

2011: Christian Ehrhoff tied a team playoff record for defencemen with 3 points (1+2) and Ryan Kesler scored his 2nd straight game winning goal, along with 2 assists in a 4-2 win at Nashville in Game 4 of the Western Conference Semifinals.

MAY 6

1982: Vancouver scored a team playoff record 6 goals and Lars Lindgren set a team record with three assists as the Canucks won 6-2 at Chicago, in Game 5 of the Campbell Conference Finals.

2004: Vancouver Canucks named Dave Nonis as their new General Manager; the move came three days after the team announced that GM Brian Burke would not be returning to the team.

MAY 7

1995: The Canucks make their fifth straight playoff appearance with a 2-1 loss vs. St. Louis. The Canucks went on to defeat the Blues four games to three.

MAY 8

1982: Vancouver Canucks became the first team since the 1924 Vancouver Maroons of the WCHL to represent Vancouver in the Stanley Cup Final. Canucks lost the opening game 6-5 in OT to the Islanders, who went on to win the Cup in 4 straight.

MAY 9

1993: Greg Adams set a team record with his 5th power-play goal of the 1993 playoffs and Gerald Diduck had a goal and 2 assists in an eight minute span in the 2nd period, in a 7-2 win in Los Angeles, in Game 4 of the Smythe Division Finals.

1993: Kirk McLean became the Canucks' all-time playoff goaltending leader with his 15th career post-season victory as Vancouver won 7-2 at Los Angeles, in Game 4 of the Smythe Division Finals.

2011: Ryan Kesler became the first player in Vancouver playoff history to record four consecutive multiple-point games when he picked up two assists as the Canucks beat the Predators 2-1 in Nashville, to win their Western Conference Semifinal series in six games.

MAY 10

1992: Geoff Courtnall tied a team playoff record with 3 assists and Cliff Ronning had a goal and two assists to lead the Canucks to a 4-3 win against Edmonton, in Game 5 of the Smythe Division Finals.

MAY 11

1982: Thomas Gradin scored a goal to become the first player in Vancouver Canucks history to get four power-play goals in one playoff season and added an assist in a 6-4 loss to the Islanders in New York, in Game 2 of the Stanley Cup Final.

1995: Jyrki Lumme scored a goal and two assists and Cliff Ronning and Pavel Bure each tied a team playoff record with 3 assists as the Canucks scored four power-play goals in a 6-1 win over the visiting Blues, in Game 3 of the Western Conference Quarterfinals.

MAY 15

1995: Vancouver set an NHL playoff record for fastest two short-handed goals by one team, when Christian Ruutu and Geoff Courtnall scored within a span 0:17 during a 6-5 win over the Blues, in Game 5 of the Western Conference Quarterfinals.

MAY 16

2000: The Canucks are nominated for the World Sports Humanitarian Hall of Fame's Pro Team Community Award.

MAY 17

1995: Gino Odjick set team playoff records for most penalty minutes in a game (37) and most penalty minutes in a period (all 37 came in the 3rd period) in an 8-2 loss to the visiting Blues, in Game 6 of the Western Conference Quarterfinals.

MAY 18

1984: 33-year-old Bill LaForge was hired as the eighth head coach in Vancouver Canucks history, replacing Harry Neale.

1994: Pavel Bure became the first player in Vancouver Canucks history to get 10 goals in one playoff year; he reached the milestone in a 4-3 win at Toronto, in Game 2 of the Western Conference Final.

MAY 21

2014: Vancouver Canucks announced the hiring of Jim Benning as their new General Manager, the 11th in franchise history; he replaced Mike Gillis who had been relieved of his duties one month earlier.

MAY 22

1970: Vancouver Canucks and Buffalo Sabres were officially granted their NHL franchises, for expansion fees of \$6,000,000 each.

1994: Kirk McLean recorded his second consecutive shutout and tied a Stanley Cup record with his fourth of the playoffs as the Canucks won 2-0, in Game 4 of the Western Conference Finals. It was McLean's 6th (and final) career playoff shutout.

2001: President and General Manager Brian Burke was named the "Executive of the Year" by The Sporting News.

2011: Henrik Sedin notched four assists in a playoff game, surpassing the previous club record of three and also established the franchise record for most assists (19) in a playoff year, surpassing the previous record of 15 held by Pavel Bure in 1994 and most assists in a playoff series (11) surpassing the previous mark of eight recorded by Alex Mogilny in 1996 vs Colorado. He had 19 assists at the conclusion of the playoffs.



2011: The Vancouver Canucks establish a franchise record for the fastest three goals to be scored in a playoff game separated by 1:55 (Ryan Kesler 9:16 and Sami Salo 10:55 and 11:11, 2nd period). The previous mark was 2:18 established on Apr. 13/89 vs CGY (Jim Sandlak 17:26, Rich Sutter 19:29 and Garth Butcher 19:44, 2nd period).

2011: Sami Salo set a team playoff record by scoring twice in a span of :16 and the Canucks became the first team in playoff history to score three 5-on-3 power-play goals in one game to beat the visiting Sharks 4-2 in Game 4 of the Western Conference Finals.

MAY 23

2014: Jim Benning was introduced as the Canucks 11th General Manager in club history.

ON THIS DAY IN CANUCKS HISTORY

MAY 24

2011: Roberto Luongo made 54 saves, Ryan Kesler tied the game with 13.2 seconds remaining in regulation and Kevin Bieksa scored after 30:18 of overtime as the Canucks beat the visiting Sharks 3-2 in Game 5 to advance to the Stanley Cup Final.

MAY 26

1978: Vancouver Canucks hired Harry Neale as the sixth head coach in team history. Neale replaced Orland Kurtenbach.

MAY 27



1992: Ryan Walter was named the Bud Light/NHL Man-Of-The-Year for his work within the community.

MAY 31

1977: Jake Milford replaced Phil Maloney as the Vancouver Canucks' General Manager.

1994: Kirk McLean made 52 saves, the most in the Stanley Cup Final since 1971 (including 17 in overtime) to lead the Canucks to a 3-2 win over the Rangers, in Game 1 of the Stanley Cup Final, at New York. Greg Adams scored the winner at 19:26 of OT.

JUNE

JUNE 1

1982: Jake Milford was named Senior Vice-President of the Vancouver Canucks and Harry Neale took over as General Manager, the fifth General Manager in team history. Neale replaced Jake Milford as General Manager.

JUNE 2

1987: Former agent Brian Burke joined the Vancouver Canucks as their new Vice President and Manager of Business Operations.

1994: Vancouver played hockey in the month of June for the first time in Game 2 of the Stanley Cup Final. NY Rangers win 3-1 at Madison Square Gardens. Pavel Bure has his 16 game point streak, two games shy of the NHL record, snapped.

JUNE 3

1997: The Canucks unveiled a new logo, uniform and team colours to the city of Vancouver in a day-long event which started with players appearing all over the city and was highlighted by a kick off rally at the Vancouver Art Gallery.

JUNE 4

1985: Jack Gordon was named Director of Hockey Operations and General Manager of the Vancouver Canucks, replacing Harry Neale.

1996: Vancouver Canucks named Tom Renney as their new head coach. Renney replaced GM Pat Quinn, who held the interim position after relieving Rick Ley of his duties late in the 1995-96 season.

2001: Canucks unveil their new mascot at Canuck Place. The new mascot, an orca whale, was later named Fin through a contest.

2011: Alex Burrows set a team playoff record by scoring just :11 into

overtime (2nd fastest in Stanley Cup history) and also had a goal and an assist as the Canucks beat the visiting Bruins 3-2 to take a 2-0 lead in their Stanley Cup Final series.

2011: Vancouver Canucks Mascot Fin celebrated his 10th birthday. Fin has made almost 1,350 appearances in the community and has reached out to approximately 60,000 students with his Fin's Friends program over the last five years.

JUNE 5

2001: The Canucks reached a new five-year deal with the Manitoba Moose of the AHL, to be the club's new farm team.

JUNE 7

1989: The Canucks had three finalists for the NHL's major trophies for the first time in club history. At the awards presentation ceremonies, Trevor Linden finished second in Calder Trophy voting, Bob McCammon was runner-up for the Jack Adams Trophy and Kirk McLean was third in voting for the Vezina Trophy.

JUNE 8

1981: Vancouver Canucks named Roger Neilson as their new associate coach.

1989: Trevor Linden was named The Hockey News Rookie-of-the-Year, as selected via fan balloting.

JUNE 9

1994: Vancouver tied a Stanley Cup Final record with 5 goals in the 3rd period and Pavel Bure became the first player in Canucks history to get 15 goals in one playoff season (2-1-3) in a 6-3 win over the Rangers in NY in Game 5.

JUNE 10

1970: Vancouver made defenceman Gary Doak (from Boston) its first selection in NHL expansion draft. Other selections were, in order: Orland Kurtenbach, Ray Cullen, Pat Quinn, and Rosaire Paiement.

JUNE 11

1994: Geoff Courtnall scored twice and became the first player in Vancouver history to get three game winning goals in one playoff year, as he led the Canucks to a 4-1 win over the Rangers in Vancouver, in Game 6 of the Stanley Cup Final.

2008: Trevor Linden announced his retirement after 19 NHL seasons, recording 867 points (375-492-867) in 1382 regular season games with the Canucks, Montreal Canadiens, New York Islanders and Washington Capitals. In 1991-92, Linden was named Canucks captain, becoming the youngest captain in the NHL at 21 and served in this position for seven seasons. Linden also played in 124 Stanley Cup Playoff games, recording 99 points (34-65-99) and 104 penalty minutes. Of his 124 playoff games, 118 came in a Canucks uniform, highlighted by his 25 points (12-13-25) in 24 games during the Canucks 1994 Stanley Cup run that concluded in a Game 7 versus the New York Rangers. Linden played in his final game on April 5, 2008 versus the Calgary Flames.

JUNE 12

1987: Vancouver rookie Jim Sandlak was named as a member of the 1986-87 All-Rookie team.

2003: The National Hockey League Players' Association announced Markus Naslund as the recipient of the 2003 Lester B. Pearson Award for most outstanding player during the NHL regular season, as voted by members of the NHLPA. Senator Frank Mahovlich, member of the Hockey Hall of Fame and Honorable member of the Canadian Senate, presented the award to Naslund in a ceremony hosted by John Davidson at the Hockey Hall of Fame.

2003: Markus Naslund and Todd Bertuzzi were named NHL First Team All-Stars.

JUNE 13

1973: Bill McCreary was hired as the third head coach in Vancouver Canucks history, replacing Vic Stasiuk.

ON THIS DAY IN CANUCKS HISTORY

JUNE 14

1994: Kirk McLean set a Stanley Cup record for most minutes played in one playoff year (1,544) as the Canucks lost 3-2 to the Rangers in Game 7 of the Stanley Cup Final. McLean broke Ron Hextall's record of 1540, set with Philadelphia in 1987.

2007: Canucks Head Coach, Alain Vigneault is named winner of the Jack Adams Award at the 2007 NHL Awards Show in Toronto. Vigneault earned Coach of the Year honours after leading Vancouver to a franchise record 49 wins and season-high 105 points.

2013: Vancouver Canucks and Utica Comets announced that they have agreed to a new affiliate agreement in the American Hockey League. The Canucks previously purchased the Peoria Rivermen and moved the team to Utica, NY, as part of the agreement.

JUNE 16

1989: Trevor Linden was named to the 1988-89 NHL All-Rookie team.

1992: Pavel Bure won the NHL's Calder Trophy while Canucks' coach Pat Quinn won the Jack Adams Award.

1994: Vancouver's Pavel Bure was named an NHL First Team All-Star.

JUNE 18

1996: Goalie Corey Hirsch was named to the 1995-96 NHL All-Rookie team.

JUNE 19

1996: Alex Mogilny was named as a member of the NHL Second All-Star Team.

2000: The Canucks reach a deal with the Kansas City Blades of the IHL, to be the team's new farm team.

2002: Former Canucks' coach Roger Neilson was named to the Hockey Hall of Fame.

JUNE 20

1985: Vancouver Canucks signed Tom Watt as their new head coach, the ninth in team history. Watt replaced General Manager Harry Neale, who finished the 1984-85 season after firing Bill LaForge.



2002: Vancouver's Markus Naslund was named an NHL's First Team All-Star.

2006: Vancouver Canucks named Alain Vigneault as their new head coach, the 16th in franchise history. Vigneault replaced Marc Crawford, who had been relieved of his duties two months earlier.

JUNE 22

1987: Vancouver Canucks signed Bob McCammon as the 10th head coach in franchise history, replacing Tom Watt.

1998: Vancouver Canucks named Brian Burke as their new General Manager.

2011: Canucks centre Ryan Kesler is awarded the Frank Selke Trophy and becomes the first Vancouver Canucks player to win the award.

2011: Daniel Sedin is named recipient of Ted Lindsay Award as the "most outstanding player" in the NHL as voted by fellow members of the NHLPA.

2011: Daniel Sedin becomes the second player in franchise history to claim the Art Ross Trophy. With twin brother Henrik claiming the award in 2009-10, this marks the first time in League history that brothers have won scoring titles in consecutive seasons.

2011: Roberto Luongo and Cory Schneider win the Jennings Trophy presented "to the goalkeeper(s) having played a minimum of 25 games for the team with the fewest goals scored against".

2011: Canucks President & General Manager Mike Gillis is named General Manager of the Year.

2011: Daniel and Henrik Sedin named NHL First All-Stars. This is the first time brothers have been voted to the team since Hockey Hall of Famers Phil and Tony Esposito took First Team honours in 1969-70.

2016: Henrik Sedin was named the winner of the King Clancy Award at the NHL Awards Show in Las Vegas.

JUNE 23

2010: Henrik Sedin was named the winner of the Hart Trophy and also collected the Ross Trophy at the NHL Awards Show.



2014: Vancouver Canucks named Willie Desjardins as their new head coach, replacing John Tortorella who had been fired one month earlier.

JUNE 25

1993: Former Vancouver owner Frank Griffiths was named to the Hockey Hall of Fame.

1998: Vancouver defenceman Mattias Ohlund was named to the 1997-98 All-Rookie Team.

2013: Vancouver Canucks named John Tortorella as their new head coach, the 17th in franchise history.

JULY

JULY 3

1991: Stan Smyl retired as the Canucks all-time leader in games played (896), goals (262), assists (411) and points (673). He was subsequently named Assistant Coach.

JULY 4

1996: Canucks Equipment Manager Pat O'Neill became the first recipient of the Larry Ashley Award. The Larry Ashley Award is presented to the trainer or equipment manager that best exemplifies the character and commitment to excellence displayed by Ashley throughout his career.

JULY 10

2013: NHL announced that the Vancouver Canucks would face off against the Ottawa Senators at BC Place in Vancouver, at the 2014 Tim Hortons NHL Heritage Classic on Sunday, March 2, 2014.

JULY 22

2005: National Hockey League owners unanimously ratified the new collective bargaining agreement, bringing an official end to the 310-day lockout. One day prior, NHL players formally accepted the new deal with 87 percent of the membership voting in favour of the deal.

AUGUST

AUGUST 4

2015: Vancouver Canucks named John Weisbrod Assistant General Manager.

AUGUST 7

2008: Ted Lindsay, Phil Housley, Brian Burke and Bob Naeyege were named as recipients of the Lester Patrick Trophy (awarded for service to hockey in the United States).

ON THIS DAY IN CANUCKS HISTORY

AUGUST 10

1994: Vancouver Canucks named former assistant coach Rick Ley as the 12th head coach in team history, replacing Pat Quinn, who remained as the team's General Manager.

AUGUST 18

1998: David Nonis is named Senior Vice-President, Hockey Operations. Steve Tambellini is named Vice-President, Player Personnel, Mike Penny is named Vice-President, Amateur Scouting and Shawn Dineen is named Professional Scout.

AUGUST 29

1996: Team Canada defeats Team Russia 5-3 at General Motors Place in the first game of the World Cup of Hockey tournament. Trevor Linden plays for Canada while Alexander Mogilny plays for Team Russia. Trevor Linden records one assist in the game on a goal by Vincent Damphousse.

1996: The National Hockey League announces the 1998 NHL All-Star game will be played at General Motors Place. This is the second NHL All-Star Game to be played in Vancouver; the other was in 1977.

SEPTEMBER

SEPTEMBER 11

1969: NHL announced that two teams would be added for the 1970-71 season. One would be Vancouver, with the other selected from Atlanta, Baltimore, Buffalo, Cleveland, Kansas City, or Washington. The Sabres eventually were chosen.

2008: Vancouver Canucks named Lorne Henning VP of Player Personnel & Assistant GM, Laurence Gilman VP of Hockey Operations & Assistant GM, and Stan Smyl Senior Advisor to the General Manager.

SEPTEMBER 14

2000: Rookies Daniel & Henrik Sedin made their pro hockey debut, as the Vancouver Canucks beat the Swedish team MoDo 5-2 in Game 1 of the NHL Challenge Stockholm 2000. Daniel had a goal and two assists to lead the Canucks.

SEPTEMBER 15

2000: Vancouver Canucks named Markus Naslund as their new team captain. The announcement came from Stockholm, following the Canucks' 2-1 preseason overtime win over the Swedish champion Djurgarden.

SEPTEMBER 17

2011: Vancouver Canucks engineers designed and unveil new curved glass system to enhance player safety. The NHL implements this design League-wide.

SEPTEMBER 21



1992: Canucks broadcaster Jim Robson was named as a media honoree to the Hockey Hall of Fame.

SEPTEMBER 23

1995: Vancouver Canucks played their first preseason game at General Motors Place. Jeff Brown scored the first goal in the new facility as the Canucks beat the visiting Mighty Ducks of Anaheim 4-3.

SEPTEMBER 24

1990: Gilbert Perreault, Fern Flaman, Bill Barber and Bud Poile were inducted into the Hockey Hall of Fame.

SEPTEMBER 25

1984: Former Canucks GM Jake Milford was inducted into the Hockey Hall of Fame.

2001: Canucks new mascot is officially named "Fin." The name was chosen from more than 2,000 fan entries.

SEPTEMBER 30

2008: Vancouver Canucks named Roberto Luongo as their new team captain, the 12th in franchise history, and the first NHL goaltender to be named Captain since Montreal's Bill Durnan in 1947-48.

OCTOBER

OCTOBER 1

2010: Canucks Sports & Entertainment acquired ownership of the Vancouver Millionaires trademarks, including the name "Vancouver Millionaires", the inaugural classic "V" logo, the Vancouver Maroons "V" and design and the web domain vancouvermillionaires.com.

OCTOBER 2

1997: Vancouver named Mark Messier as their new team captain. The announcement was made from Tokyo, on the eve of the Canucks' season opener against the Mighty Ducks of Anaheim.

1999: After starting his career with a record of 0-13-2, Vancouver goaltender Kevin Weekes recorded his first NHL victory and Markus Naslund scored his 100th NHL goal, in a 2-1 win over the visiting New York Rangers.

2001: Canucks unveiled their new "Third Jersey" at a downtown press conference. The new "Third Jersey" is predominantly a two-color jersey with a strong deep red and deep blue, accented with silver. It is the second alternate jersey in team history.

OCTOBER 3

1997: Mark Messier scored his first goal as a member of the Canucks, when Vancouver won 3-2 over Anaheim, in the first regular-season game played outside North America, at Yoyogi Arena in Tokyo, Japan. Pavel Bure took 11 shots and had a goal.

OCTOBER 4 & 5

1997: The Vancouver Canucks played the Mighty Ducks of Anaheim in a two-game series at Yoyogi Arena in Tokyo, Japan. The two split the games by a score of 3-2 in each game. It marked the first NHL game in history to be played outside North America. Scott Walker became the first player to score a NHL regular season goal outside North America. Attendance was 10,500 (sellout) for both games.

OCTOBER 5

1983: Vancouver's Tony Tanti began a team-record 7 game goal scoring streak in a 5-3 opening night loss to the visiting Calgary Flames.

2006: Trevor Linden became the first player to score 300 goals as a member of the Vancouver Canucks, and Roberto Luongo made 27 saves in his debut with the team, a 3-1 opening night win over the Red Wings at Detroit.

OCTOBER 6

1976: Rick Blight tied a club record with four goals (his only career hat trick) when the Canucks dropped their season opener 9-5 in Pittsburgh.

1988: Rookie Trevor Linden played in the first game of his NHL career, a 2-2 tie against the visiting Winnipeg Jets.



2002: Introduced by royal trumpets while entering on a red carpet, Queen Elizabeth II dropped the ceremonial first puck before an exhibition game between Vancouver and San Jose. The British mon-

ON THIS DAY IN CANUCKS HISTORY

arch, who last attended a hockey game 51 years ago, dropped the puck between Canucks captain Markus Naslund and Mike Ricci of the Sharks. The 76-year-old monarch, flanked by local minor hockey league players, is led to the centre of the rink – where she was joined by Wayne Gretzky, the NHL's all-time leading scorer, and executive director of the gold medal-winning 2002 Canadian Olympic Hockey Team. Also at centre ice were Cassie Campbell, captain of the Canadian women's Olympic team, Canucks and Team Canada defenceman Ed Jovanovski and Hall of Fame television broadcaster Howie Meeker. The Queen was visiting Vancouver with her husband, Prince Philip, Duke of Edinburgh, as part of a 12-day tour of Canada, celebrating the 50th anniversary of her rule.

OCTOBER 7

1983: Jiri Bubla scored a goal and added three assists as Vancouver beat Minnesota 10-9 in the highest scoring game in Canucks history. Vancouver had a team-record six power-play goals in the game, while the North Stars had four.

1989: Vladimir Krutov became the first Soviet player to score a goal in a Vancouver uniform, with an assist by Igor Larionov as the Canucks won 5-3 over the visiting Red Wings.

OCTOBER 8

1987: Greg Adams scored four goals (his first career hat trick) in his first game as a Canuck to lead Vancouver to an 8-2 opening night win over the visiting St. Louis Blues. Tony Tanti picked up four assists for the Canucks.

2000: With their comeback 5-4 victory at Tampa Bay, the Canucks become just the third club since 1983.84 (the season when the 5:00 overtime rule was introduced) to win a game in regulation in which it trailed by two or more goals with three or fewer minutes remaining.

OCTOBER 9

1970: Vancouver Canucks played their first NHL game, losing 3-1 to the Los Angeles Kings, before a crowd of 15,062 in the first game played at Vancouver's Pacific Coliseum.

1995: The Vancouver Canucks play the first regular season game at General Motors Place. The Canucks were defeated 5-3 by the Detroit Red Wings. Mike Ridley recorded the first regular season goal at General Motors Place. Kirk McLean played in goal.

1999: In a pre-game ceremony, the Canucks unveiled the 30 Greatest Canucks to celebrate the team's 30th year in the NHL.

2001: Todd Bertuzzi scored his 100th career goal and added two assists in a 5-4 loss against the Avalanche at Colorado.

2008: The Vancouver Canucks honoured the memory of former Canucks defenceman Luc Bourdon in a ceremony prior to the season opening game. Luc's family was present to witness a video tribute and moment of silence. Earlier the same day, the Canucks and members of Bourdon's family unveiled the Luc Bourdon Wall of Dreams, a living legacy to everyone in the Canucks family and salute to minor hockey. The Luc Bourdon Wall of Dreams contains 191 pucks representing BC Hockey membership – a visual salute to Luc and what he represented.



2010: Henrik Sedin was named the 13th captain in team history. Kevin Bieksa, Ryan Kesler, Manny Malhotra and Daniel Sedin are named alternate captains. Original Canucks captain Orland Kurtenbach presented Henrik with the 'C' in front of a sold-out crowd for Vancouver's home opener of the franchise's 40th NHL season.

OCTOBER 10

2002: Vancouver Canucks started the regular season with a shutout victory for the first time in team history, as Dan Cloutier recorded his 9th career shutout in a 3-0 win over the Flames at Calgary.

OCTOBER 11

1970: Vancouver Canucks won their first game in team history, 5-3 over the Maple Leafs, at the Pacific Coliseum. It came in their second NHL game.

1978: Vancouver opened its ninth NHL season in its new black, red and gold uniforms, and had their first home victory ever over the Colorado Rockies, 8-2. Rookie Thomas Gradin collected two goals and an assist in his first NHL game.

2014: Daniel Sedin had three assists to give him 500 career assists and Ryan Miller picked up a victory in his home debut with Vancouver, a 5-4 shootout win over the visiting Edmonton Oilers.

OCTOBER 12

1992: Pavel Bure scored four goals and added an assist to lead the Canucks to an 8-1 win over the Winnipeg Jets, in Vancouver. Bure scored his first NHL hat trick in the second period, and finished with 10 shots and two shorthanded goals in the game.

1995: Kirk McLean became the first goaltender to appear in 400 games in a Canucks' uniform as Vancouver tied 7-7 at Los Angeles.

OCTOBER 13

1997: Kirk McLean became the first goaltender to record 200 career shutouts with Vancouver, in a 3-0 win over the visiting Edmonton Oilers.

2006: Markus Naslund became just the 2nd player to score 300 goals in a Vancouver Canucks uniform, during a 6-4 loss to the visiting San Jose Sharks. The milestone came just 8 days after Trevor Linden became the first 300 goal scorer in Vancouver history.

OCTOBER 15

2013: Henrik Sedin had two assists to reach the 800 point milestone as the Canucks beat the Flyers 3-2.

OCTOBER 16

1993: Pat Quinn became the ninth coach in NHL history to win 100 games with two different teams (Philadelphia and Vancouver) when the Canucks beat the Oilers 3-2 in Edmonton.

2000: Rookie Henrik Sedin scored his first career NHL goal and picked up an assist on twin brother Daniel's second goal of the season as Vancouver won 5-2 against the visiting Toronto Maple Leafs.

2008: Alain Vigneault picked up the 200th coaching victory of his NHL career when the Vancouver Canucks beat the Red Wings 4-3 in Detroit. Alex Burrows had an assist and scored the winner 27 seconds into overtime.

OCTOBER 17

2006: Markus Naslund became the Canucks' all-time leading goal scorer, when he picked up the 301st of his career with the team in a 2-1 loss at Edmonton. He broke the record of 300 set by Trevor Linden just two weeks earlier.

2013: Roberto Luongo earned his 63rd career shutout – and became the second goalie in NHL history to earn at least one shutout in each of his first 14 NHL seasons as the Canucks beat the Sabres 3-0 in Buffalo.

2014: Ryan Miller became the second goalie in Vancouver history to win his first three games with the Canucks, recording his 30th career shutout (first with Vancouver) in a 2-0 victory at Edmonton. The win also gave Miller a 9-0-0 record against the Oilers.

OCTOBER 21

1983: Tony Tanti tied a team record by scoring a point in the eighth straight game from the start of the season, and the Canucks beat New Jersey 5-4 for their first team win over the visiting Devils.

1993: Pavel Bure scored twice, including the 100th goal of his NHL career, and Trevor Linden added two goals and an assist to lead the Canucks to a 6-3 win against the Flames, at Calgary.

ON THIS DAY IN CANUCKS HISTORY

OCTOBER 22

1983: Tony Tanti set a team record by scoring a point in the Canucks' ninth straight game from the start of the season, a 5-5 tie at Edmonton. It was also the first regular season overtime game in Canucks history.

2011: Sami Salo tied a franchise record for defencemen with his 19th career game-winning goal for Vancouver; this one came at 4:39 of OT to give the Canucks a 3-2 win over the visiting Minnesota Wild.

OCTOBER 23

1970: Wayne Maki scored the only Canucks' goal as they earned their first NHL tie, a 1-1 draw in their first home game against the St. Louis Blues.

OCTOBER 24

1991: Vancouver Canucks set a franchise record for most wins in the month of October, when they got their 8th of the month, a 3-1 win over the visiting Washington Capitals. Trevor Linden led the scoring with a goal and two assists.

OCTOBER 25

1977: Mike Walton set a team record by scoring a point in the Canucks' sixth straight game from the start of the season, a 3-1 win over the visiting Los Angeles Kings.

1983: Tony Tanti extended his team record by scoring a point in the Canucks' 10th straight game from the start of the season, and the Canucks recorded the 350th win in franchise history, 7-1 over the visiting St. Louis Blues.

2000: Bob Essensa became the first goaltender in Vancouver history to win his first four games with the team when the Canucks beat the Stars 6-2 at Dallas.

2009: Roberto Luongo set a Vancouver franchise record with his 21st career shutout with the team (the 48th of his NHL career) as the Canucks beat the visiting Edmonton Oilers 2-0. He broke the mark of 20 shutouts set by Kirk McLean.

OCTOBER 26

1982: Thomas Gradin tied a team record with four assists, and Stan Smyl scored two goals and an assist in the first period to lead the Canucks to an 8-1 win over the visiting Hartford Whalers.

OCTOBER 27

1970: Vancouver played their first game against the other new expansion team, Buffalo; Rosaire Paiement scored a goal and added two assists to lead the Canucks to a 7-2 win over the visiting Sabres.

1971: Vancouver Canucks had their first shutout in team history, a 0-0 tie in Toronto. Dunc Wilson recorded his first career shutout for the Canucks, while Bernie Parent picked up his 12th career shutout (and first with Toronto).

OCTOBER 28

2007: Trevor Linden tied Stan Smyl as the Canucks' all-time leader in assists (with 411) in a 3-2 loss to the visiting Detroit Red Wings.

OCTOBER 29



1974: Chris Oddleifson set a team record for fastest goal from the start of a game, when he scored just :11 into a 7-0 win over the visiting Detroit Red Wings.

1991: Kirk McLean became the first goaltender in NHL history to win nine games in the month of October, when he led the Canucks to a 4-3 over the visiting New Jersey Devils.

OCTOBER 30

2003: Vancouver Canucks became just the third team in NHL history to score the first goal of the game in its first 10 games of the season, in a 3-1 win over the Kings in Los Angeles.

OCTOBER 31

2003: Vancouver Canucks became just the second team in NHL history to score the first goal of the game in its first 11 games of the season, in a 4-1 win against the Coyotes at Phoenix.

2008: Roberto Luongo stopped 12-of-13 Anaheim attempts in the shootout and celebrated his 500th career NHL game with a 7-6 shootout win in Anaheim. Mattias Ohlund scored the deciding goal in the 13th round.

NOVEMBER

NOVEMBER 1

1975: Dennis Kearns became the first Vancouver Canucks defenceman to accumulate 100 career points when he picked up an assist in a 3-3 tie at St. Louis.

1978: Rookie Glen Hanlon was in net for his first career shutout as the Canucks recorded their first shutout at Chicago, a 1-0 win over the Blackhawks.

1996: Pavel Bure picked up four assists as the Vancouver Canucks recorded the 300th road victory in franchise history, a 5-4 overtime win at Edmonton.



2014: Vancouver goalie Ryan Miller improved to 10-0-0 all-time against the Oilers when the Canucks won 3-2 at Edmonton.

NOVEMBER 2

2008: Mattias Ohlund became just the second defenceman to appear in 700 games as a member of the Vancouver Canucks, and picked up an assist in a 3-2 loss to the visiting Detroit Red Wings.

2013: Vancouver retired Pavel Bure's #10 jersey before a 4-0 win over visiting Toronto. Roberto Luongo made 21 saves for his 64th career shutout.

NOVEMBER 3

1972: Rookie Gerry O'Flaherty scored his 1st of 2 NHL goals in a 7-2 win vs Islanders. It came exactly 32 years after his father John scored his first goal making them the first father-son combo to get their 1st NHL goals on the same date.

1991: Stan Smyl became the first Vancouver Canuck to have his uniform number retired, when his #12 sweater was honoured in a pregame ceremony before a 7-2 win over the Oilers. Igor Larionov led the scoring with his first career hat trick.

2003: Vancouver Canucks tied an NHL record (set by Philadelphia in 1985.86) by scoring first in the 12th straight game from the start of season, in a 5-1 win against the visiting Detroit Red Wings.

NOVEMBER 4

1970: Pat Quinn scored his first goal with Vancouver and added an assist as the Canucks played in Pittsburgh for the first time in team history, losing 8-3 to the Penguins.

2014: Ryan Miller became the first goaltender in Vancouver history to win 9 of his first 10 starts with the club as the Canucks beat the Avalanche 5-2 in Colorado.

ON THIS DAY IN CANUCKS HISTORY

NOVEMBER 5

1970: Vancouver Canucks won 4-1 at Buffalo, for their first road victory in the NHL. Danish-born Poul Popiel scored two goals to lead the scoring.

1974: Andre Boudrias became the first player in Vancouver Canucks history to score 100 goals when he got the game winner in a 2-1 victory over the New York Rangers.

1976: Don Lever became the second Vancouver Canucks player to score 100 goals, when he opened the scoring in a 4-1 win over the Los Angeles Kings.

1987: Stan Smyl appeared in his 684th game and passed Harold Snepsts as Canucks' all-time leader in regular season games. Canucks won 4-3 in Philadelphia on a Greg Adams' goal with 11 seconds remaining in the game.

NOVEMBER 6

1988: Tony Tanti collected an assist, and became the fourth Canuck in history to register 400 points. Canucks lost 4-2 at Boston.

2014: Ryan Miller became the first goaltender in Vancouver history to win 10 of his first 11 games with the Canucks (improving to 10-1-0), with a 3-2 victory at San Jose.

NOVEMBER 8

1978: Dennis Kearns became first player in Vancouver Canucks history to play in 500 games, during a 6-4 win at Detroit.

2007: Trevor Linden became the Vancouver Canucks all-time leader in assists (breaking Stan Smyl's record of 411) in a 3-2 win at Calgary.

NOVEMBER 9

1977: Jere Gillis became just the second rookie in team history to score a hat trick (first of his career) and also picked up an assist in an 8-6 loss in St. Louis.

NOVEMBER 11

2010: Daniel Sedin scored 33 seconds into the game and added an assist and rookie Mario Bliznak scored the only goal of his 6 game NHL career in a 6-2 win at Ottawa.

NOVEMBER 12

1974: Vancouver Canucks picked up the 100th win in team history, with a 1-0 victory over visiting Chicago. Gary Smith recorded his 20th career shutout, and the Canucks' first ever against the Blackhawks.

1992: Gino Odjick set a team record with 47 penalty minutes in the third period as the Canucks lost 7-4 to the Kings at Los Angeles.

1996: John McCaw agreed to purchase all shares in Orca Bay Sports & Entertainment held by Arthur Griffiths.

NOVEMBER 13

1979: Rick Blight tied club record with a goal in his sixth straight contest, a 5-3 win against the Flames in Atlanta.

1997: Vancouver Canucks relieved Tom Renney of his duties, and named Mike Keenan as his replacement.

NOVEMBER 14

1982: Thomas Gradin became the fifth player in Vancouver history to score 300 points, reaching the milestone in 330 games, as Vancouver lost 6-5 to the Jets, at Winnipeg.

1989: Brian Bradley got a goal at 17:12 of the first period, to score the 5,000th goal in Canucks' franchise history. Vancouver tied 4-4 against Washington.

1996: Rookie Mike Fountain became the 18th goaltender in NHL history to record a shutout in his first career game as the Canucks won 3-0 at New Jersey. Fountain made 40 saves in his NHL debut to record his only NHL shutout (the Canucks' first against the Devils).

1996: Dave Babych became the 3rd player in NHL history to play 300 or more career games with 3 different teams, when the Canucks won 3-0 at New Jersey. Babych joined Bill Gadsby and Joe Mullen as the only "3 x 300" players in NHL history.

2006: Trevor Linden became just the second player in Vancouver Canucks history to register 400 career assists, and the first to register 700 points, in a 3-2 loss to the visiting Detroit Red Wings.

2009: Henrik Sedin scored his first career hat trick to lead the Canucks to an 8-2 win at Colorado.

NOVEMBER 15

1970: Wayne Maki set a team record for most penalty minutes in one period, when he picked up 30 PIM in a 4-2 loss at Chicago. Maki got 2 majors, a misconduct and a game misconduct during the second period.

1974: Bobby Lalonde set a team record for fastest goal from the start of a period (other than the first) when he scored just :08 into the third period in a 2-2 tie against the visiting Los Angeles Kings.

1981: Ivan Boldirev tied a club record with three goals (his 8th career hat trick) and added two assists as the Canucks picked up their first road victory in Calgary, beating the Flames 7-4.

NOVEMBER 16

1995: Trevor Linden became the first player in Vancouver Canucks history to score one or more points in each of the team's first 10 road games of the season; he reached the mark with a goal in a 2-2 tie against the Panthers in Florida.

1996: Gino Odjick passed Garth Butcher to become the Canucks' all-time leader in career penalty minutes, when the Canucks lost 6-1 at Montreal. Butcher had recorded 1,668 penalty minutes with Vancouver.

2004: Francesco Aquilini became a local ownership partner for John McCaw and the Vancouver Canucks, purchasing 50 percent of the hockey club and General Motors Place.

NOVEMBER 17

1988: Rookie Trevor Linden scored his first NHL hat trick, and added an assist, in a 7-6 loss to the North Stars at Minnesota. Defenceman Harold Snepsts became only the second Vancouver player to appear in 700 games.

NOVEMBER 19

1972: Bobby Schmautz scored four goals (including a natural hat trick in the second period) to become the first Canucks player to score hat tricks in consecutive games, as Vancouver beat Buffalo 9-5.

1974: Vancouver Canucks set a franchise record for most wins in one calendar month, when they picked up their 7th of the month in a 6-3 win over the visiting St. Louis Blues.



1981: Harold Snepsts became the third player in Canucks history to appear in 500 games, as Vancouver defeated Detroit 8-3. Stan Smyl earned his 200th career point in the game, the ninth Canuck to do so.

1985: Petri Skriko scored his first NHL hat trick and added an assist in a 7-5 Vancouver win at Detroit.

1998: Mike Keenan became just the sixth coach to record 500 career NHL victories, and Garth Snow recorded his 5th career shutout as Vancouver won 5-0 at Colorado, to end a 15-game winless streak against the Avalanche, (0-12-3 since December 1995).

2006: Markus Naslund became the second player in team history to score 100 power-play goals with Vancouver and rookie Patrick Coulombe scored the only point of his 7 game NHL career with an assist in a 2-1 win over the visiting Blackhawks.

ON THIS DAY IN CANUCKS HISTORY

NOVEMBER 20

1983: Tony Tanti scored his 20th goal of the season in an 8-3 win over Los Angeles. Tanti became the fastest Canuck to reach 20 goals, and attained the mark in 21 games.

2008: Coach Alain Vigneault picked up his 100th win with Vancouver when the Canucks beat the Wild 3-2 in Minnesota. The victory gave him a record of 100-65-19 with Vancouver.

NOVEMBER 21

1974: Vancouver Canucks set a franchise record for most wins in one calendar month, when they picked up their 8th of the month (and first-ever road victory in Philadelphia) a 4-3 win over the Flyers.

1984: Vancouver coach Bill LaForge was relieved of his duties after only 20 games, the shortest tenure of any coach in team history. LaForge was 4-14-2 before GM Harry Neale took his place.

1986: Petri Skriko became the second player in team history to score hat tricks in two straight games, and finished with four goals as the Canucks lost 8-5 to the New York Rangers.

2007: Markus Naslund tied a team record (set by Tony Tanti) with his 10th career hat trick with the Canucks, in a 4-2 win over the Minnesota Wild.

2015: Daniel Sedin scored his 6th career hat trick and added an assist to become the 2nd player in Vancouver history to score 900 career points, and brother Henrik added a goal and four assists to tie a career-high for points in a game, in a 6-3 win over the visiting Blackhawks.

NOVEMBER 22

1985: Stan Smyl became the first player in Vancouver Canucks history to score 200 career NHL goals. The milestone goal came in a 6-5 loss to New Jersey.

2003: Markus Naslund became the 4th player to score 500 career points as a member of the Canucks when he scored a goal and two assists in a 5-3 loss to the visiting Maple Leafs.

NOVEMBER 23

1992: Pavel Bure tied a team record with his 15th goal in the month of November; he finished the night with a goal and two assists in a 5-2 win over the visiting Blackhawks, and matched the mark set by Darcy Rota in March 1983.

2007: Roberto Luongo established a shutout streak stretching over five games from November 23 to December 2. The streak included three consecutive shutouts vs Chicago, Anaheim and Columbus. The Canucks netminder set a new franchise record and surpassed his personal best record playing 210:34 without allowing a goal.

2011: Alain Vigneault became the winningest coach in Vancouver Canucks history with his 247th team win, a 3-0 win at Colorado. Cory Schneider recorded his second career shutout as Vigneault broke the mark of 246 wins held by Marc Crawford.



2014: Jannik Hansen scored his first career hat trick, rookie Bo Horvat added three assists and Daniel Sedin became the third player in franchise history to play 1,000 games with Vancouver as the Canucks beat the visiting Blackhawks 4-1.

NOVEMBER 25

2002: Trevor Linden scored to become Vancouver's all-time leading goal scorer, passing Stan Smyl with his 263rd goal, as the Canucks won 2-1 over the Wild at Minnesota.

2011: Sami Salo set a franchise record for defencemen with his 20th career game winning goal for Vancouver and Cory Schneider became the first goalie in team history to get back-to-back shutouts in consecutive road games in a 5-0 win at Phoenix.

NOVEMBER 26

1980: Vancouver recorded the 100th road victory in franchise history and set a team record for fastest three goals, when Curt Fraser, Stan Smyl and Bobby Schmautz combined to score in a span of 5:46 during the third period of a 7-4 win at Pittsburgh.

NOVEMBER 27

1974: Andre Boudrias picked up two assists to become the first player in Vancouver Canucks history to score 300 career points. They came in a 6-1 win over the Blues. It was also the Canucks 9th win of the month, a new franchise record.

2002: Vancouver set a franchise record with their 8th consecutive victory, 3-2 over the Hurricanes at Carolina. It was also the Canucks' 10th win of the month, tying a franchise record.

2003: Dan Cloutier recorded his 100th NHL victory, and Markus Naslund scored with 46.2 seconds remaining in overtime and added an assist to give the Canucks a 3-2 win against the Senators at Ottawa.

NOVEMBER 28

1992: Pavel Bure set a team record for most goals in one month, with his 16th goal of November (along with an assist) in a 6-5 win at Montreal; he broke the mark of 15 goals by Darcy Rota in March 1983.

2013: Daniel Sedin scored his 300th career NHL goal and added an assist to help the Vancouver Canucks to a 5-2 win at Ottawa.

NOVEMBER 29

2002: Vancouver Canucks won 11 games in one calendar month for the first time in franchise history, when they beat the Lightning 5-3 at Tampa Bay. They also extended their franchise-record winning streak to nine straight games.

2007: Roberto Luongo became the first goalie in Vancouver Canucks history to record three straight shutouts (the 36th of his career) in a 2-0 win over the visiting Blue Jackets.

NOVEMBER 30



1974: Vancouver Canucks won their 10th game in one calendar month for the first time in franchise history and Gary Smith became the first goaltender in team history to get 4 shutouts in one season, in a 3-0 win over the visiting New York Islanders.

2002: Vancouver Canucks won 12 games in one calendar month for the first time in franchise history, when they beat the Panthers 5-2 at Florida. They also extended their franchise-record winning streak to 10 straight games.

DECEMBER

DECEMBER 1

1987: Stan Smyl became the first player in team history to get 600 career points, when he scored a goal in a 3-1 win over the Quebec Nordiques.

1996: Trevor Linden's iron man streak of 482 consecutive regular season NHL games played came to an end vs Philadelphia when he suffered a grade-two medial collateral ligament sprain in his knee.

ON THIS DAY IN CANUCKS HISTORY

DECEMBER 2

1969: NHL Board of Governors announced in New York that expansion franchises had been awarded to Buffalo and Vancouver. The two new teams would begin play in 1970-71, and would raise the NHL team total to 14.

1987: Petri Skriko became the 11th player in Vancouver Canucks team history to record 100 goals when he scored twice in a 3-3 tie, at Montreal.

1990: Garth Butcher set a team record for defencemen with four assists, as the Canucks won 5-1 against the Jets, at Winnipeg.

2014: Daniel Sedin had two goals and an assist (all on the power play) in a 4-3 win at Washington. His goals gave him 114 career power-play goals, tying the team mark set by Markus Naslund.

DECEMBER 4

1996: Jyrki Lumme became the highest goal-scoring defenceman in Vancouver history, with his 66th career Canucks' goal in a 7-6 OT win at Buffalo. Lumme passed Doug Lidster, who had 65 goals with Vancouver.

DECEMBER 5

1976: Vancouver Canucks celebrated their 500th all-time NHL game with a 4-2 victory at Chicago.

1978: Glen Hanlon tied a team rookie record with his second career shutout, a 3-0 win over the visiting Atlanta Flames.

1979: 19-year-old rookie Brent Ashton became the first teenager in team history to score two goals in a game as the Canucks tied the Penguins 3-3 in Pittsburgh.

1990: Stan Smyl scored his 262nd and final career goal in a 9-4 loss at New Jersey.

2007: Markus Naslund became the Vancouver Canucks all-time leading point scorer, when he picked up his 725th with the team in a 3-2 win at Chicago; Naslund passed teammate Trevor Linden, who had 724 points.



2007: Mattias Ohlund tied a team record for defencemen with his 83rd career goal as a member of the Canucks, in a 3-2 win at Chicago; he matched the mark of 83 goals set by Jyrki Lumme.

DECEMBER 6

1989: Tony Tanti became the first player in Vancouver Canucks history to score 100 career power-play goals, when he picked up 2 PPG's in a 5-4 overtime loss at Los Angeles.

DECEMBER 7

1985: Stan Smyl became the second player in team history to score 500 points. He got Vancouver's only goal in a 2-1 loss at Washington.

DECEMBER 8

1987: Stan Smyl became the first Vancouver Canuck to appear in 700 regular season games as Vancouver dropped a 3-2 decision to the Minnesota North Stars.

2000: Harold Druken became the first native of Newfoundland to score a hat trick in an NHL game, in a 6-1 win over the Sharks at San Jose.

DECEMBER 9

1982: Rookie Patrik Sundstrom scored his first career hat trick, as the Canucks lost 9-6 to the North Stars, at Minnesota.

1993: Rookie Neil Eisenhut scored the only goal of his NHL career and Cliff Ronning scored at :37 of overtime as the Canucks were credited with the 250th road victory in team history with a 3-2 win at Boston.

2005: Vancouver Canucks won their first shootout game in team history, a 3-2 victory over the visiting Ottawa Senators.

DECEMBER 10

1974: Bob Dailey scored the 1,000th goal in team history, in a 3-0 win over the visiting California Seals. Gary Smith made 19 saves for his fifth shutout of the year, a Canucks' team record.

1980: Bobby Schmautz set a team record with four points in the third period (2-2-4), as the Canucks defeated the Leafs 8-5 at Toronto. Per-Olov Brasar also collected four points (2-2-4).

DECEMBER 11

2010: Markus Naslund became the third player in team history to have his uniform number retired, when his #19 jersey was raised to the rafters in a pregame ceremony before a 5-4 OT loss to the visiting Tampa Bay Lightning.

2010: Cory Schneider set a franchise record for goaltenders with two assists in a 5-4 overtime loss to the visiting Tampa Bay Lightning.

DECEMBER 12

1970: Orland Kurtenbach became the first player in Vancouver Canucks history to score a hat trick. He scored his only career hat trick and added an assist in a 5-2 win over the California Golden Seals, three months into the team's first NHL season.

2009: Henrik Sedin became the fifth player to score 500 career points in a Vancouver Canucks uniform when he picked up three first-period assists in a 4-3 win over the visiting Minnesota Wild.

DECEMBER 13

1977: Pit Martin scored his 300th career NHL goal and defenceman Harold Snepstps picked up three assists as the Canucks won 3-1 over the visiting Capitals.

1984: Richard Brodeur appeared in his 209th game for Canucks, to become the team's all-time leader in goaltending appearances. Canucks won 5-4 at Montreal, as Brodeur faced 51 shots.

1997: Gino Odjick became the 5th NHL player to accumulate 2,000 career penalty minutes with one team, in the Canucks 5-2 loss to Colorado. Odjick joined Boston's Terry O'Reilly, Montreal's Chris Nilan, NJ's Ken Daneyko and Buffalo's Rob Ray.

DECEMBER 14

1986: Stan Smyl scored his 6th career hat trick in a 7-3 win in Chicago. Smyl's third goal was the 551st point of his NHL career and moved him past Thomas Gradin as the Canucks' all-time leading scorer.

2002: Markus Naslund scored four goals in a 6-3 win at Edmonton. Naslund became the NHL's first 20 goal scorer of the 2002-03 season and the fifth player in Vancouver history to get 200 goals.

DECEMBER 15

1970: Vancouver Canucks defeated Philadelphia 3-2 to set an NHL expansion team record with their sixth straight home victory. Canucks were 10-3-2 in their first 15 home games during their first NHL season.

2007: Mattias Ohlund became Vancouver's all-time goal scoring leader among defencemen, with his 84th goal with the Canucks in a 2-1 shootout loss at Edmonton; he broke the record of 83 previously set by Jyrki Lumme.

2011: Henrik Sedin collects his 700th career point, becoming just the ninth Swedish born NHL player to accomplish the feat.

DECEMBER 16

1972: Hal Laycoe replaced Bud Poile to become the second General Manager in Vancouver Canucks history.

1988: Goodwill ambassador Walter "Babe" Pratt, an original member of the Canuck organization and also a member of the Hockey Hall of Fame, passed away at the age of 72.

2000: Brendan Morrison became the second player in Vancouver history to get at least four assists in one game, while assisting on every Canucks' goal, in a 4-3 win in the Canucks' first home game against the Columbus Blue Jackets.

DECEMBER 17

2008: Trevor Linden had his #16 jersey retired in a pregame ceremony before a 4-2 win over the visiting Edmonton Oilers.

ON THIS DAY IN CANUCKS HISTORY

DECEMBER 20

1995: Vancouver Canucks played the 2,000th game in team history, a 2-2 tie in Los Angeles. The tie gave the Canucks an all-time record of 724-980-296, since entering the NHL in 1970.71.

2014: Daniel Sedin became Vancouver's all-time leader in power-play goals when he scored the 115th of his career (breaking Markus Naslund's record) as the Canucks beat the visiting Flames 3-2 in overtime for their 9th straight win over Calgary.

DECEMBER 22

1976: Vancouver's first captain Orland Kurtenbach replaced Phil Maloney behind the bench to become the fifth coach in team history. Vancouver won its first game under Kurtenbach, 3-2 at Los Angeles.

1990: Bob McCammon became the sixth coach in NHL history to win 100 games with two different teams (Philadelphia and Vancouver) when the Canucks beat the visiting L.A. Kings 4-3.

1995: Alexander Mogilya set a team record with three goals within a span of 2:55 in the third period, and also had an assist as the Canucks won 6-2 at Anaheim.

DECEMBER 23

1978: Glen Hanlon set a team record for rookie goalies with his third shutout of the season, a 2-0 win over the visiting L.A. Kings; it was also the Canucks' first-ever shutout against Los Angeles.

1986: Patrik Sundstrom scored two goals and an assist, including his 300th point during a 6-4 win over L.A. Sundstrom became the seventh Canuck to reach the 300 point mark.

1993: Vancouver beat Calgary 4-3 at an NHL neutral site game played in Saskatoon.

DECEMBER 26

1970: Andre Boudrias became the first Canucks player to score a goal with Vancouver two men short. He scored the goal against Tony Esposito of Chicago. The goal was the 100th in the team's brief history. Chicago won the game 4-2.

1972: Don Tannahill became the first Vancouver rookie to score three goals in a game, in a 4-3 win over the California Seals. It came in Vancouver's third season in the NHL.

1979: Brad Smith scored twice in a span of :17 as the Canucks defeated touring Soviet club Moscow Dynamo 6-2. The game featured two goals apiece by Stan Smyl and Brad Smith. Canucks scored three second period goals in a span of :43.

2003: Vancouver Canucks became the 15th team in league history to win 1,000 NHL games, when Dan Cloutier recorded his 12th career shutout in a 2-0 win over the Flames at Calgary.



2011: Henrik Sedin set a franchise record by playing his 535th straight game with the team, a 5-3 win over the visiting Edmonton Oilers; he broke the mark of 534 straight games previously set by Brendan Morrison.

2015: Jannik Hansen scored twice, including his first career overtime goal with 58.6 seconds remaining in OT for a 2-1 win over visiting Edmonton.

DECEMBER 27

2001: Trevor Linden became just the fourth player in franchise history to score 250 goals as a member of the Vancouver Canucks. The milestone goal—the game winner—came in a 4-2 win over the visiting Calgary Flames.

2006: Sami Salo tied a team record for defencemen when he scored his second overtime goal of the season; it came at 2:14 of OT to lead the Canucks to a 6-5 win against the visiting Calgary Flames.

DECEMBER 28

1977: Rick Blight scored twice and Curt Ridley became the first NHL goalie to shut out a touring Soviet team when the Canucks beat visiting Moscow Spartak 2-0 in Vancouver's first game against a touring Soviet team.

1991: Igor Larionov scored his second career hat trick in the second period to lead the Canucks to a 3-2 win over the Sharks, at San Jose. Kirk McLean picked up his 20th win of the season, becoming the fastest Canuck goaltender to reach the 20-win mark.

DECEMBER 29

1979: Per-Olov Brasar scored twice in a span of :33 early in the third period as the Canucks played host to Quebec for the first time in team history, and beat the visiting Nordiques 6-2.

1996: Canucks game vs San Jose Sharks is rescheduled due to extreme winter weather conditions. The previous cancellation of a Canucks game in Vancouver occurred on January 3rd, 1993 when the Canucks vs Tampa Bay game was cancelled due to extreme weather conditions.

DECEMBER 30

1984: Thomas Gradin became the first Canucks' player to register 300 career assists, as Vancouver scored four third period goals to tie the Edmonton Oilers, 7-7.

1988: Vancouver improved its all time record against touring Soviet hockey teams to 3-0, with a 6-1 win over Dynamo Riga.

2014: Ryan Miller made two penalty shot saves to record his 7th straight victory over the Sharks, when the Canucks won 3-1 at San Jose.

DECEMBER 31

1992: Vancouver extended their team-record home undefeated streak to 15 straight games (13-0-2) with a 4-0 win over the Kings. Kirk McLean recorded his 12th shutout with Vancouver, a new team record (Gary Smith had 11 career shutouts with the Canucks).

1992: Vancouver Canucks set a franchise record for most wins in the month of December, when they got their 9th of the month, a 4-0 win over the visiting L.A. Kings.

1992: Pavel Bure tied a team record (set by Gerry Minor in 1980.81) with his sixth shorthanded goal of the season, then added a second goal in a 4-0 win against the visiting Los Angeles Kings.

1996: The first Vancouver Canucks pay-per-view game is broadcast by Orca Bay Sports & Entertainment. The game vs the Philadelphia Flyers is the first hockey game to be broadcast on pay-per-view in Canada and is the first of four games shown on pay-per-view.

THREE STARS AWARD

Awarded annually to the player who receives the most game star selections during the season.

2015.16	Daniel Sedin	2001.02	Markus Naslund	1987.88	Kirk McLean
2014.15	Ryan Miller	2000.01	Markus Naslund	1986.87	Petri Skriko
2013.14	Ryan Kesler	1999.00	Mark Messier	1985.86	Richard Brodeur
2012.13	Cory Schneider	1998.99	Garth Snow	1984.85	Richard Brodeur
2011.12	Roberto Luongo	1997.98	Pavel Bure	1983.84	Patrik Sundstrom
2010.11	Roberto Luongo	1996.97	Martin Gelinias	1982.83	Thomas Gradin
2009.10	Henrik Sedin	1995.96	Trevor Linden	1981.82	Richard Brodeur
2008.09	Roberto Luongo	1994.95	Kirk McLean	1980.81	Richard Brodeur
2007.08	Roberto Luongo	1993.94	Pavel Bure	1979.80	Glen Hanlon
2006.07	Roberto Luongo	1992.93	Pavel Bure	1978.79	Glen Hanlon
2005.06	Alex Auld	1991.92	Pavel Bure	1977.78	Cesare Maniago
2004.05	–	1990.91	Trevor Linden	1976.77	Cesare Maniago
2003.04	Dan Cloutier	1989.90	Kirk McLean	1975.76	Bobby Lalonde
2002.03	Markus Naslund	1988.89	Trevor Linden		

CYCLONE TAYLOR TROPHY

The Canucks M.V.P. as selected by the fans.

2015.16	Daniel Sedin	1999.00	Mark Messier	1983.84	Patrik Sundstrom
2014.15	Radim Vrba	1998.99	Markus Naslund	1982.83	Stan Smyl
2013.14	Ryan Kesler	1997.98	Pavel Bure	1981.82	Richard Brodeur
2012.13	Cory Schneider	1996.97	Martin Gelinias	1980.81	Richard Brodeur
2011.12	Henrik Sedin	1995.96	Trevor Linden	1979.80	Stan Smyl
2010.11	Daniel Sedin	1994.95	Trevor Linden	1978.79	Thomas Gradin,
2009.10	Henrik Sedin	1993.94	Pavel Bure		Glen Hanlon
2008.09	Ryan Kesler	1992.93	Pavel Bure	1977.78	Cesare Maniago
2007.08	Roberto Luongo	1991.92	Kirk McLean	1976.77	Cesare Maniago
2006.07	Roberto Luongo	1990.91	Trevor Linden	1975.76	Don Lever
2005.06	Alex Auld	1989.90	Kirk McLean	1974.75	Gary Smith
2004.05	–	1988.89	Trevor Linden	1973.74	Gary Smith
2003.04	Markus Naslund	1987.88	Tony Tanti	1972.73	Orland Kurtenbach
2002.03	Markus Naslund	1986.87	Barry Pederson	1971.72	Orland Kurtenbach
2001.02	Markus Naslund	1985.86	Stan Smyl	1970.71	Orland Kurtenbach
2000.01	Markus Naslund	1984.85	Richard Brodeur		

CYRUS H. MCLEAN TROPHY

Awarded annually to the Canucks leading point scorer at the end of the season.

2015.16	Daniel Sedin	2000.01	Markus Naslund	1984.85	Patrik Sundstrom
2014.15	Daniel Sedin	1999.00	Markus Naslund	1983.84	Patrik Sundstrom
2013.14	Henrik Sedin	1998.99	Markus Naslund	1982.83	Stan Smyl
2012.13	Henrik Sedin	1997.98	Pavel Bure	1981.82	Thomas Gradin
2011.12	Henrik Sedin	1996.97	Alexander Mogilny	1980.81	Thomas Gradin
2010.11	Daniel Sedin	1995.96	Alexander Mogilny	1979.80	Stan Smyl
2009.10	Henrik Sedin	1994.95	Pavel Bure	1978.79	Ron Sedlbauer
2008.09	Daniel Sedin & Henrik Sedin	1993.94	Pavel Bure	1977.78	Mike Walton
	Henrik Sedin	1992.93	Pavel Bure	1976.77	Rick Blight
2007.08	Henrik Sedin	1991.92	Trevor Linden	1975.76	Dennis Ververgaert
2006.07	Daniel Sedin	1990.91	Trevor Linden	1974.75	Andre Boudrias
2005.06	Markus Naslund	1989.90	Dan Quinn	1973.74	Andre Boudrias
2004.05	–	1988.89	Petri Skriko	1972.73	Bobby Schmautz
2003.04	Markus Naslund	1987.88	Tony Tanti	1971.72	Andre Boudrias &
2002.03	Markus Naslund	1986.87	Tony Tanti		Orland Kurtenbach
2001.02	Markus Naslund	1985.86	Petri Skriko	1970.71	Andre Boudrias

WALTER (BABE) PRATT TROPHY

The Canucks most outstanding defenceman as chosen by the fans.

2015.16	Ben Hutton	2000.01	Ed Jovanovski	1985.86	Doug Lidster
2014.15	Chris Tanev	1999.00	Mattias Ohlund	1984.85	Doug Lidster
2013.14	Dan Hamhuis	1998.99	Adrian Aucoin	1983.84	Rick Lanz
2012.13	Dan Hamhuis	1997.98	Mattias Ohlund	1982.83	Doug Halward
2011.12	Alex Edler	1996.97	Jyrki Lumme	1981.82	Harold Snepsts
2010.11	Christian Ehrhoff	1995.96	Jyrki Lumme	1980.81	Kevin McCarthy
2009.10	Christian Ehrhoff	1994.95	Jeff Brown	1979.80	Harold Snepsts
2008.09	Willie Mitchell	1993.94	Jyrki Lumme	1978.79	Harold Snepsts
2007.08	Willie Mitchell	1992.93	Dana Murzyn	1977.78	Harold Snepsts
2006.07	Kevin Bieksa	1991.92	Jyrki Lumme	1976.77	Dennis Kearns
2005.06	Mattias Ohlund	1990.91	Doug Lidster	1975.76	Dennis Kearns
2004.05	–	1989.90	Paul Reinhart	1974.75	Bob Dailey
2003.04	Mattias Ohlund	1988.89	Paul Reinhart	1973.74	Jocelyn Guevremont
2002.03	Ed Jovanovski	1987.88	Jim Benning	1972.73	Barry Wilkins
2001.02	Ed Jovanovski	1986.87	Doug Lidster		

NHL AWARDS & ALL-STARS

FRED J. HUME AWARD

Awarded annually to the unsung hero as selected by the Canucks Booster Club.

2015.16	Jannik Hansen	1999.00	Andrew Cassels	1983.84	Jiri Bubla
2014.15	Derek Dorsett	1998.99	Adrian Aucoin	1982.83	Doug Halward
2013.14	Eddie Lack	1997.98	Brian Noonan	1981.82	Lars Lindgren
2012.13	Jannik Hansen	1996.97	Mike Sillinger	1980.81	Per-Olov Brasar
2011.12	Chris Higgins	1995.96	Martin Gelinias	1979.80	Kevin McCarthy
2010.11	Jannik Hansen	1994.95	Martin Gelinias	1978.79	Harold Snepstas
2009.10	Mason Raymond	1993.94	John McIntyre	1977.78	Hilliard Graves
2008.09	Steve Bernier	1992.93	Cliff Ronning	1976.77	Hilliard Graves
2007.08	Alex Burrows	1991.92	Garry Valk	1975.76	Mike Robitaille
2006.07	Kevin Biaksa	1990.91	Steve Bozek	1974.75	Garry Monahan
2005.06	Jarkko Ruutu	1989.90	Steve Bozek	1973.74	Don Lever
2004.05	–	1988.89	Rich Sutter	1972.73	Dennis Kearns
2003.04	Brent Sopel	1987.88	Rich Sutter	1971.72	Ron Ward
2002.03	Matt Cooke	1986.87	Garth Butcher	1970.71	Barry Wilkins
2001.02	Scott Lachance	1985.86	Brent Peterson		
2000.01	Murray Baron	1984.85	Doug Lidster		

PAVEL BURE AWARD

Awarded annually to the "Most Exciting Player" as selected by the fans.

2015.16	Bo Horvat	1999.00	Todd Bertuzzi	1983.84	Tony Tanti
2014.15	Radim Vrbata	1998.99	Markus Naslund	1982.83	Darcy Rota
2013.14	Zack Kassian	1997.98	Pavel Bure	1981.82	Thomas Gradin
2012.13	Jannik Hansen	1996.97	Martin Gelinias	1980.81	Tiger Williams
2011.12	David Booth	1995.96	Alexander Mogilny	1979.80	Stan Smyl
2010.11	Ryan Kesler	1994.95	Pavel Bure	1978.79	Thomas Gradin
2009.10	Alex Burrows	1993.94	Pavel Bure	1977.78	Hilliard Graves
2008.09	Alex Burrows	1992.93	Pavel Bure	1976.77	Bobby Lalonde
2007.08	Alex Burrows	1991.92	Pavel Bure	1975.76	Bobby Lalonde
2006.07	Roberto Luongo	1990.91	Trevor Linden	1974.75	Bobby Lalonde
2005.06	Anson Carter	1989.90	Brian Bradley	1973.74	Don Lever
2004.05	–	1988.89	Trevor Linden	1972.73	Bobby Schmautz
2003.04	Todd Bertuzzi	1987.88	Tony Tanti	1971.72	Andre Boudrias
2002.03	Todd Bertuzzi	1986.87	Tony Tanti	1970.71	Andre Boudrias
2001.02	Todd Bertuzzi	1985.86	Tony Tanti		
2000.01	Markus Naslund	1984.85	Tony Tanti		

NHL ALL-STARS

ALL-STARS

LW	Daniel Sedin	First Team	2011	LW	Markus Naslund	First Team	2003	RW	Pavel Bure	First Team	1994
C	Henrik Sedin	First Team	2011	RW	Todd Bertuzzi	First Team	2003	G	Kirk McLean	Second Team	1992
C	Henrik Sedin	First Team	2010	LW	Markus Naslund	First Team	2002	C	Trevor Linden	All-Rookie Team	1989
LW	Daniel Sedin	Second Team	2010	D	Mattias Ohlund	All-Rookie Team	1998	RW	Jim Sandlak	All-Rookie Team	1987
G	Roberto Luongo	First Team	2007	RW	Alex Mogilny	Second Team	1996				
LW	Markus Naslund	First Team	2004	G	Corey Hirsch	All-Rookie Team	1996				


ALL-STAR GAME REPRESENTATIVES

2016	Daniel Sedin	(Western Conference Team Captain)	1993	Pavel Bure (fan vote)
2015	Radim Vrbata	Todd Bertuzzi (Voted a starter)	1992	Trevor Linden, Kirk McLean
2014	No All-Star Game	Marc Crawford (Assistant Coach)	1991	Trevor Linden
2013	No All-Star Game	2003 Markus Naslund	1990	Kirk McLean
2012	Daniel Sedin	Todd Bertuzzi	1989	Paul Reinhart
	Henrik Sedin	Ed Jovanovski	1988	Greg Adams
	Alex Edler	Marc Crawford (first Canucks Head Coach named to coach All-Star Team)	1987	Rendez-Vous (no game)
	Cody Hodgson (YoungStars)	2002 Markus Naslund	1986	Tony Tanti
	Ryan Kesler	Ed Jovanovski	1985	Thomas Gradin
2011	Daniel Sedin	2001 Markus Naslund	1984	Darcy Rota, (replaced Tony Tanti)
	Henrik Sedin	Ed Jovanovski	1983	John Garrett (replaced Richard Brodeur)
	Alain Vigneault (coach)	2000 Mark Messier	1982	Harold Snepstas
2010	No All-Star Game	1999 Markus Naslund	1981	Tiger Williams, Kevin McCarthy (vote)
2009	Roberto Luongo	Mattias Ohlund	1980	Lars Lindgren
	Mason Raymond	1998 Pavel Bure	1979	Challenge Cup (no game)
	(YoungStars Sophomore)	1997 Mark Messier	1978	Dennis Ververgaert
2008	Henrik Sedin	1996 Pavel Bure	1977	Harold Snepstas
	Roberto Luongo (Voted a starter – unable to attend)	1996 Alexander Mogilny	1976	Dennis Ververgaert
	Roberto Luongo (Voted a starter)	Pavel Bure	1975	Gary Smith (vote), Tracy Pratt
2006	No All-Star Game	(fan vote, could not play due to injury)	1974	Bobby Schmautz, Jocelyn Gueuremont
2005	No All-Star Game	1995 No All-Star Game	1973	Bobby Schmautz
2004	Markus Naslund	1994 Pavel Bure (fan vote)	1972	Dale Tallon
			1971	Dale Tallon

NHL AWARDS



HART MEMORIAL TROPHY
2010, Henrik Sedin



ART ROSS TROPHY
2011, Daniel Sedin
2010, Henrik Sedin



CALDER MEMORIAL TROPHY
1992, Pavel Bure



JACK ADAMS AWARD
2007, Alain Vigneault
1992, Pat Quinn



FRANK J. SELKE TROPHY
2011, Ryan Kesler



WILLIAM M. JENNINGS TROPHY
2011, Roberto Luongo & Cory Schneider



KING CLANCY MEMORIAL TROPHY
2016, Henrik Sedin
1997, Trevor Linden



**TED LINDSAY AWARD
(LESTER B. PEARSON)**
2011, Daniel Sedin
2003, Markus Naslund




GENERAL MANAGER OF THE YEAR
2011, Michael D. Gillis



NHL FOUNDATION PLAYER AWARD
2008, Trevor Linden



CLARENCE S. CAMPBELL BOWL
2011, 1994, 1982



PRESIDENTS' TROPHY
2011, 2012

SCOTIABANK FAN FAV AWARD
2009, Roberto Luongo

BUD LIGHT/NHL MAN-OF-THE-YEAR
1992, Ryan Walter

CANUCKS

PLAYERS

IN THE SYSTEM

2015:18 REVIEW

OPPONENTS

HISTORY

ALL TIME RECORDS

PLAYOFFS

NHL

MEDIA SERVICES

REGULAR SEASON MONTHLY RECORDS

REGULAR SEASON MONTH BY MONTH RECORD

SEASON	OCT	NOV	DEC	JAN	FEB	MAR	APR	MAY
1970.71	3-6-2	6-7-1	5-7-0	1-10-2	3-7-1	5-8-2	1-1-0	
1971.72	4-7-2	3-7-2	2-8-0	5-6-1	2-12-1	3-10-2	1-0-0	
1972.73	3-7-1	5-7-1	3-7-4	3-9-1	2-11-1	6-6-1	DNP	
1973.74	4-3-1	1-9-3	3-8-2	4-9-1	5-5-3	5-8-1	2-1-0	
1974.75	5-3-2	10-3-2	5-4-1	3-10-0	5-5-1	5-7-4	3-0-0	
1975.76	3-6-2	5-5-3	5-4-1	5-5-4	7-7-1	6-5-4	2-0-0	
1976.77	4-7-1	2-10-1	4-9-1	5-6-2	3-7-2	6-2-6	1-1-0	
1977.78	3-3-2	3-7-3	4-5-4	4-7-3	2-9-2	3-11-2	1-1-1	
1978.79	4-5-1	5-8-1	4-8-1	4-6-4	2-6-3	5-9-1	1-0-2	
1979.80	4-3-3	6-5-3	4-8-1	1-11-1	4-5-3	5-5-5	3-0-0	
1980.81	6-3-1	7-4-4	4-4-5	3-5-5	2-9-2	6-5-2	0-2-1	
1981.82	4-5-3	7-5-1	3-7-4	3-7-3	7-3-3	4-6-3	2-0-0	
1982.83	4-6-2	5-5-4	4-6-2	4-7-2	4-7-1	9-4-3	0-0-1	
1983.84	5-6-1	6-6-1	4-8-2	4-8-2	7-7-1	6-4-2	DNP	
1984.85	1-10-0	3-9-2	4-6-3	5-7-2	5-5-1	7-7-0	0-2-1	
1985.86	5-4-2	4-9-1	4-8-1	3-6-3	2-7-2	4-7-4	1-3-0	
1986.87	2-7-1	5-8-1	4-8-1	4-8-3	4-7-2	7-5-0	3-0-0	
1987.88	2-6-1	6-7-1	4-8-3	4-9-2	5-8-0	3-8-2	1-0-0	
1988.89	5-5-2	6-7-3	4-7-0	5-6-2	8-5-0	5-7-1	0-2-0	
1989.90	7-5-1	2-7-3	3-7-4	2-11-1	6-6-2	5-5-3	DNP	
1990.91	6-6-0	6-6-2	5-9-1	2-9-2	5-6-2	4-7-2	DNP	
1991.92	9-3-1	7-4-2	6-4-3	7-3-1	5-6-2	7-5-2	1-1-1	
1992.93	5-4-1	9-5-1	9-1-1	6-4-5	6-5-0	5-8-1	6-2-0	
1993.94	7-3-0	7-7-0	5-8-0	6-5-2	5-5-1	8-8-0	3-4-0	
1994.95	-	-	-	1-3-1	4-4-5	6-6-2	7-5-3	0-0-1
1995.96	4-4-2	2-7-5	6-4-3	5-5-2	7-4-3	6-8-0	2-3-0	
1996.97	5-5-0	8-5-0	3-9-1	8-4-1	4-9-0	4-8-3	3-0-2	
1997.98	3-8-2	6-6-1	2-9-3	3-9-2	4-1-1	4-6-4	3-4-1	
1998.99	4-4-1	5-9-0	4-6-3	3-6-2	3-8-3	3-9-2	1-5-1	
1999.00	7-3-2 (1)	3-5-4	2-6-1 (2)	3-5-3 (3)	6-5-2	7-4-2 (2)	2-1-1	
2000.01	6-2-2 (1)	7-6-1 (1)	6-3-1 (2)	8-7-0	6-3-1 (1)	2-4-6 (2)	1-3-0	
2001.02	4-8-1	7-7-2	5-7-1	10-2-1 (1)	2-1-1 (2)	9-5-0	5-0-1	
2002.03	3-4-4	12-1-0	7-6-1	7-5-2	9-1-2	7-5-3 (1)	0-1-1	
2003.04	7-2-2	7-4-1 (2)	7-3-3	9-5-1	5-5-0 (2)	6-5-3 (1)	2-0-0	
2004.05	-	-	-	-	-	-	-	
2005.06	8-2-2	8-6-0	5-4-3	9-6-0	4-3-0	6-7-2	2-4-1	
2006.07	7-5-1	5-8-0	8-5-0	8-1-3	8-3-1	11-2-2	2-2-0	
2007.08	5-7-0	9-2-2	8-5-2	4-7-1	6-1-5	7-8-0	0-3-0	
2008.09	6-5-0	8-3-2	6-7-1	2-5-5	9-2-0	11-3-1	3-2-1	
2009.10	7-7-0	7-5-0	10-4-1	10-2-1	3-4-0	9-4-2	3-2-1	
2010.11	4-3-2	8-4-1	11-1-2	8-2-4	8-5-0	13-2-0	2-2-0	
2011.12	5-5-1	9-4-0	10-4-1	7-2-2	9-1-4	9-5-1	2-1-0	
2012.13	-	-	-	3-2-2	7-3-2	9-5-2	7-5-1	
2013.14	9-5-1	4-5-4	10-1-2	4-9-2	1-4-1	6-7-1	2-4-0	
2014.15	7-3-0	9-4-1	5-4-2	6-6-0	8-6-0	10-4-2	3-2-0	
2015.16	5-2-4	4-7-3	5-6-2	6-4-2	4-6-1	4-11-1	3-2-0	

CANUCKS

PLAYERS

IN THE SYSTEM

2015.16 REVIEW

OPPONENTS

HISTORY

ALL TIME RECORDS

PLAYOFFS

NHL

MEDIA SERVICES

SEASON OPENERS/HOME OPENERS

SEASON	DATE	RESULT	HOME	VISITOR		
2015.16	Oct. 7	Win	Calgary	1	Vancouver	5
2014.15	Oct. 8	Win	Calgary	2	Vancouver	4
2013.14	Oct. 3	Loss	San Jose	4	Vancouver	1
2012.13	Jan. 19	Loss	Vancouver	3	Anaheim	7
2011.12	Oct. 6	Overtime	Vancouver	3	Pittsburgh	4 (SO)
2010.11	Oct. 9	Overtime	Vancouver	1	Los Angeles	2 (SO)
2009.10	Oct. 1	Loss	Calgary	5	Vancouver	3
2008.09	Oct. 9	Win	Vancouver	6	Calgary	0
2007.08	Oct. 5	Loss	Vancouver	1	San Jose	3
2006.07	Oct. 5	Win	Detroit	1	Vancouver	3
2005.06	Oct. 5	Win	Vancouver	3	Phoenix	2
2004.05	-	-	-	-	-	-
2003.04	Oct. 9	Win	Vancouver	4	Calgary	1
2002.03	Oct. 10	Win	Calgary	0	Vancouver	3
2001.02	Oct. 4	Loss	Vancouver	4	Chicago	5
2000.01	Oct. 5	Loss	Philadelphia	6	Vancouver	3
1999.00	Oct. 2	Win	Vancouver	2	NY Rangers	1
1998.99	Oct. 12	Win	Vancouver	4	Los Angeles	2
1997.98	Oct. 4	Win	Vancouver	3	Anaheim	2 (Game played in Tokyo)
1996.97	Oct. 5	Win	Vancouver	3	Calgary	1
1995.96	Oct. 9	Loss	Vancouver	3	Detroit	5 (First game at Rogers Arena, formerly GM Place)
1994.95	Jan. 20	Tie	Vancouver	1	Dallas	1
1993.94	Oct. 6	Win	Los Angeles	2	Vancouver	5
1992.93	Oct. 6	Win	Edmonton	4	Vancouver	5
1991.92	Oct. 4	Win	Vancouver	4	San Jose	3
1990.91	Oct. 4	Loss	Calgary	3	Vancouver	2 (OT)
1989.90	Oct. 5	Loss	Vancouver	1	Edmonton	4
1988.89	Oct. 6	Tie	Vancouver	2	Winnipeg	2
1987.88	Oct. 8	Win	Vancouver	8	St. Louis	2
1986.87	Oct. 11	Win	Vancouver	4	St. Louis	3
1985.86	Oct. 10	Win	Los Angeles	5	Vancouver	6
1984.85	Oct. 11	Loss	Vancouver	2	Quebec	5
1983.84	Oct. 5	Loss	Vancouver	3	Calgary	5
1982.83	Oct. 5	Win	Vancouver	2	NY Islanders	1
1981.82	Oct. 6	Win	Vancouver	4	Colorado	2
1980.81	Oct. 10	Win	Vancouver	5	Detroit	3
1979.80	Oct. 9	Loss	Vancouver	2	St. Louis	5
1978.79	Oct. 11	Win	Vancouver	8	Colorado	2
1977.78	Oct. 12	Loss	NY Rangers	6	Vancouver	3
1976.77	Oct. 6	Loss	Pittsburgh	9	Vancouver	5
1975.76	Oct. 8	Win	Minnesota	2	Vancouver	3
1974.75	Oct. 9	Tie	Vancouver	3	Atlanta	3
1973.74	Oct. 10	Loss	Boston	6	Vancouver	4
1972.73	Oct. 7	Win	Vancouver	3	California	2
1971.72	Oct. 8	Loss	Vancouver	2	Toronto	3
1970.71	Oct. 9	Loss	Vancouver	1	Los Angeles	3

HOME OPENERS

Season	R	Home	Visitor	Season	R	Home	Visitor
2015.16	O (OT)	Calgary	7	Vancouver	4		
2014.15	W (SO)	Vancouver	5	Edmonton	4		
2013.14	W	Vancouver	6	Edmonton	2		
2012.13	L	Vancouver	3	Anaheim	7		
2011.12	O (SO)	Vancouver	3	Pittsburgh	4		
2010.11	O (SO)	Vancouver	1	Los Angeles	2		
2009.10	L	Vancouver	3	Columbus	5		
2008.09	W	Vancouver	6	Calgary	0		
2007.08	L	Vancouver	1	San Jose	3		
2006.07	L	Vancouver	4	San Jose	6		
2005.06	W	Vancouver	3	Phoenix	2		
2004.05	-	-	-	-	-		
2003.04	W	Vancouver	4	Calgary	1		
2002.03	W	Vancouver	5	San Jose	3		
2001.02	L	Vancouver	4	Chicago	5		
2000.01	L	Vancouver	2	Colorado	5		
1999.00	W	Vancouver	2	NY Rangers	1		
1998.99	W	Vancouver	4	Los Angeles	2		
1997.98	W	Vancouver	3	Anaheim	2		
1996.97	W	Vancouver	3	Calgary	1		
1995.96	L	Vancouver	3	Detroit	5		
1994.95	T	Vancouver	1	Dallas	1		
1993.94	L	Vancouver	1	Calgary	5		
1992.93	W	Vancouver	5	Edmonton	2		
1991.92	W	Vancouver	4	San Jose	3		
1990.91	L	Vancouver	2	Los Angeles	6		
1989.90	L	Vancouver	1	Edmonton	4		
1988.89	T	Vancouver	2	Winnipeg	2		
1987.88	W	Vancouver	8	St. Louis	2		
1986.87	W	Vancouver	4	St. Louis	3		
1985.86	L	Vancouver	3	St. Louis	4		
1984.85	L	Vancouver	2	Quebec	5		
1983.84	L	Vancouver	3	Calgary	5		
1982.83	W	Vancouver	2	NY Islanders	1		
1981.82	W	Vancouver	4	Colorado	2		
1980.81	W	Vancouver	5	Detroit	3		
1979.80	L	Vancouver	2	St. Louis	5		
1978.79	W	Vancouver	8	Colorado	2		
1977.78	W	Vancouver	3	Detroit	2		
1976.77	W	Vancouver	4	Washington	1		
1975.76	W	Vancouver	7	Washington	2		
1974.75	T	Vancouver	3	Atlanta	3		
1973.74	W	Vancouver	2	Philadelphia	1		
1972.73	W	Vancouver	3	California	2		
1971.72	L	Vancouver	2	Toronto	3		
1970.71	L	Vancouver	1	Los Angeles	3		

ROAD OPENERS / SEASON BY SEASON

ROAD OPENERS

Season	R	Home	Visitor	Season	R	Home	Visitor
2015.16	W	Calgary	1 Vancouver	1991.92	W	San Jose	2 Vancouver
2014.15	W	Calgary	2 Vancouver	1990.91	L	Calgary	3 Vancouver
2013.14	L	San Jose	4 Vancouver	1989.90	W	Edmonton	2 Vancouver
2012.13	W	Anaheim	0 Vancouver	1988.89	W	Edmonton	2 Vancouver
2011.12	W	Columbus	2 Vancouver	1987.88	W	Los Angeles	2 Vancouver
2010.11	L	Anaheim	4 Vancouver	1986.87	L	New Jersey	3 Vancouver
2009.10	L	Calgary	5 Vancouver	1985.86	W	Los Angeles	5 Vancouver
2008.09	W	Calgary	4 Vancouver	1984.85	W	Los Angeles	5 Vancouver
2007.08	W	Calgary	3 Vancouver	1983.84	L	St. Louis	3 Vancouver
2006.07	W	Detroit	1 Vancouver	1982.83	T	Los Angeles	3 Vancouver
2005.06	O	Edmonton	4 Vancouver	1981.82	T	Calgary	1 Vancouver
2004.05	-	-	-	1980.81	L	Chicago	4 Vancouver
2003.04	L	Columbus	3 Vancouver	1979.80	T	Edmonton	4 Vancouver
2002.03	W	Calgary	0 Vancouver	1978.79	T	Chicago	3 Vancouver
2001.02	L	Colorado	5 Vancouver	1977.78	L	NY Rangers	6 Vancouver
2000.01	L	Philadelphia	6 Vancouver	1976.77	L	Pittsburgh	9 Vancouver
1999.00	T	Calgary	4 Vancouver	1975.76	W	Minnesota	2 Vancouver
1998.99	L	Carolina	3 Vancouver	1974.75	W	St. Louis	4 Vancouver
1997.98	L	Anaheim	3 Vancouver	1973.74	L	Boston	6 Vancouver
1996.97	L	Edmonton	2 Vancouver	1972.73	L	NY Rangers	5 Vancouver
1995.96	T	Los Angeles	7 Vancouver	1971.72	W	California	6 Vancouver
1994.95	L	Detroit	6 Vancouver	1970.71	L	St. Louis	4 Vancouver
1993.94	W	Los Angeles	2 Vancouver				
1992.93	W	Edmonton	4 Vancouver				

SEASON BY SEASON RECORDS

Season	GP	W	L	T/OT	GF*	GA*	PTS	Div Finish
1970.71	78	24	46	8	229	296	56	6th
1971.72	78	20	50	8	203	297	48	7th
1972.73	78	22	47	9	233	339	51	7th
1973.74	78	24	43	11	224	296	59	7th
1974.75	80	38	32	10	271	254	86	1st
1975.76	80	33	32	15	271	272	81	2nd
1976.77	80	25	42	13	235	294	63	4th
1977.78	80	20	43	17	239	320	57	3rd
1978.79	80	25	42	13	217	291	63	2nd
1979.80	80	27	37	16	256	281	70	3rd
1980.81	80	28	32	20	289	301	76	3rd
1981.82	80	30	33	17	290	286	77	2nd
1982.83	80	30	35	15	303	309	75	3rd
1983.84	80	32	39	9	306	328	73	3rd
1984.85	80	25	46	9	284	401	59	5th
1985.86	80	23	44	13	282	333	59	4th
1986.87	80	29	43	8	282	314	66	5th
1987.88	80	25	46	9	272	320	59	5th
1988.89	80	33	39	8	251	253	74	4th
1989.90	80	25	41	14	245	306	64	5th
1990.91	80	28	43	9	243	315	65	4th
1991.92	80	42	26	12	285	250	96	1st
1992.93	84	46	29	9	346	278	101	1st
1993.94	84	41	40	3	279	276	85	2nd
1994.95	48	18	18	12	153	148	48	2nd
1995.96	82	32	35	15	278	278	79	2nd
1996.97	82	35	40	7	257	273	77	4th
1997.98	82	25	43	14	224	273	64	7th
1998.99	82	23	47	12	192	258	58	4th
1999.00	82	30	29	15(8)	227	237	83	3rd
2000.01	82	36	28	11(7)	239	238	90	3rd
2001.02	82	42	30	7(3)	254	211	94	2nd
2002.03	82	45	23	13(1)	264	208	104	2nd
2003.04	82	43	24	10(5)	235	194	101	1st
2004.05	-	-	-	-	-	-	-	-
2005.06	82	42	32	8	256	255	92	4th
2006.07	82	49	26	7	222	201	105	1st
2007.08	82	39	33	10	213	215	88	5th
2008.09	82	45	27	10	246	220	100	1st
2009.10	82	49	28	5	272	222	103	1st
2010.11	82	54	19	9	262	185	117	1st
2011.12	82	51	22	9	249	198	111	1st
2012.13	48	26	15	7	127	121	59	1st
2013.14	82	36	35	11	196	223	83	5th
2014.15	82	48	29	5	242	222	101	2nd
2015.16	82	31	38	13	191	243	75	6th

PLAYOFFS

Season	GP	W	L	GF	GA
1970.71	-	-	-	-	-
1971.72	-	-	-	-	-
1972.73	-	-	-	-	-
1973.74	-	-	-	-	-
1974.75	5	1	4	9	20
1975.76	2	0	2	4	8
1976.77	-	-	-	-	-
1977.78	-	-	-	-	-
1978.79	3	1	2	9	15
1979.80	4	1	3	7	15
1980.81	3	0	3	7	13
1981.82	17	11	6	57	50
1982.83	4	1	3	14	17
1983.84	4	1	3	13	14
1984.85	-	-	-	-	-
1985.86	3	0	3	5	17
1986.87	-	-	-	-	-
1987.88	-	-	-	-	-
1988.89	7	3	4	20	26
1989.90	-	-	-	-	-
1990.91	6	2	4	17	25
1991.92	13	6	7	44	35
1992.93	12	6	6	46	43
1993.94	24	15	9	76	61
1994.95	11	4	7	33	38
1995.96	6	2	4	17	24
1996.97	-	-	-	-	-
1997.98	-	-	-	-	-
1998.99	-	-	-	-	-
1999.00	-	-	-	-	-
2000.01	4	0	4	9	16
2001.02	4	2	4	16	22
2002.03	14	7	7	34	47
2003.04	7	3	4	16	19
2004.05	-	-	-	-	-
2005.06	-	-	-	-	-
2006.07	12	5	7	21	26
2007.08	-	-	-	-	-
2008.09	10	6	4	30	28
2009.10	12	6	6	43	41
2010.11	25	15	10	58	69
2011.12	5	1	4	8	12
2012.13	4	0	4	8	15
2013.14	-	-	-	-	-
2014.15	6	2	4	14	18
2015.16	-	-	-	-	-

*Totals include shootout goals

SEASON BY SEASON / ATTENDANCE

HOME

Season	GP	W	L	T/OT	GF*	GA*	PTS	PCT
1970.71	39	17	18	4	136	132	38	.487
1971.72	39	14	20	5	120	133	33	.423
1972.73	39	17	18	4	133	143	38	.487
1973.74	39	14	18	7	120	124	35	.449
1974.75	40	23	12	5	145	106	51	.638
1975.76	40	22	11	7	151	115	51	.638
1976.77	40	13	21	6	119	138	32	.400
1977.78	40	13	15	12	127	139	38	.475
1978.79	40	15	18	7	113	126	37	.463
1979.80	40	14	17	9	133	144	37	.463
1980.81	40	17	12	11	157	149	45	.563
1981.82	40	20	8	12	170	125	52	.650
1982.83	40	20	12	8	173	145	48	.600
1983.84	40	20	16	4	166	158	44	.550
1984.85	40	15	21	4	155	187	34	.425
1985.86	40	17	18	5	154	155	39	.488
1986.87	40	17	19	4	157	159	38	.475
1987.88	40	15	20	5	141	145	35	.438
1988.89	40	19	15	6	122	111	44	.550
1989.90	40	13	16	11	129	144	37	.463
1990.91	40	18	17	5	127	130	41	.513
1991.92	40	23	10	7	158	116	53	.663
1992.93	42	27	11	4	195	124	58	.690
1993.94	42	20	19	3	133	135	43	.512
1994.95	24	10	8	6	83	70	26	.542
1995.96	41	15	19	7	146	142	37	.451
1996.97	41	20	17	4	126	123	44	.537
1997.98	41	15	22	4	110	131	34	.415
1998.99	41	14	21	6	95	111	34	.415
1999.00	41	16	14	5(6)	123	123	43	.451
2000.01	41	21	12	5(3)	124	113	50	.573
2001.02	41	24	11	5(2)	139	100	55	.646
2002.03	41	22	13	6(0)	135	104	50	.610
2003.04	41	21	13	7(0)	118	102	49	.598
2004.05	-	-	-	-	-	-	-	-
2005.06	41	25	10	6	146	123	56	.683
2006.07	41	26	11	4	113	103	56	.683
2007.08	41	21	15	5	114	103	47	.573
2008.09	41	24	12	5	129	101	53	.646
2009.10	41	30	8	3	149	88	63	.768
2010.11	41	27	9	5	135	93	59	.720
2011.12	41	27	10	4	129	98	58	.707
2012.13	24	15	6	3	70	54	33	.688
2013.14	41	20	15	6	103	100	46	.488
2014.15	41	24	15	2	119	110	50	.610
2015.16	41	15	21	5	96	118	35	.427

*Totals include shootout goals

ROAD

Season	GP	W	L	T/OT	GF*	GA*	PTS	PCT
1970.71	39	7	28	4	93	164	18	.231
1971.72	39	6	30	3	83	164	15	.192
1972.73	39	5	29	5	100	196	15	.192
1973.74	39	10	25	4	104	172	24	.308
1974.75	40	15	20	5	126	148	35	.438
1975.76	40	11	21	8	120	157	30	.375
1976.77	40	12	21	7	116	156	31	.388
1977.78	40	7	28	6	112	181	19	.238
1978.79	40	10	24	6	104	164	26	.325
1979.80	40	13	20	7	123	137	33	.413
1980.81	40	11	20	9	132	152	31	.388
1981.82	40	10	25	5	120	161	25	.313
1982.83	40	10	23	7	130	164	27	.338
1983.84	40	12	23	5	140	170	29	.363
1984.85	40	10	25	5	129	214	25	.313
1985.86	40	6	26	8	128	178	20	.250
1986.87	40	12	24	4	125	155	28	.350
1987.88	40	10	26	4	131	175	24	.300
1988.89	40	14	24	2	129	142	30	.374
1989.90	40	12	25	3	116	162	27	.338
1990.91	40	10	26	4	116	185	24	.300
1991.92	40	19	16	5	127	134	43	.538
1992.93	42	19	18	5	151	154	43	.512
1993.94	42	21	21	0	146	141	42	.500
1994.95	24	8	10	6	70	78	22	.458
1995.96	41	17	16	8	132	136	42	.512
1996.97	41	15	23	3	131	150	33	.402
1997.98	41	10	21	10	114	142	30	.366
1998.99	41	9	26	6	97	147	24	.293
1999.00	41	14	15	10(2)	104	114	40	.463
2000.01	41	15	16	6(4)	115	125	40	.439
2001.02	41	19	19	2(0)	115	111	42	.512
2002.03	41	23	10	7(0)	115	104	54	.646
2003.04	41	22	11	3(5)	117	92	52	.573
2004.05	-	-	-	-	-	-	-	-
2005.06	41	17	22	2	110	132	36	.439
2006.07	41	23	15	3	109	98	49	.598
2007.08	41	18	18	5	99	112	41	.500
2008.09	41	21	15	5	117	119	47	.573
2009.10	41	19	20	2	123	134	40	.488
2010.11	41	27	10	4	127	92	58	.707
2011.12	41	24	12	5	120	100	53	.646
2012.13	24	11	9	4	57	67	26	.542
2013.14	41	16	20	5	93	123	37	.390
2014.15	41	24	14	3	123	112	51	.623
2015.16	41	16	17	8	95	125	40	.488

ATTENDANCE RECORDS

SEASON	TOTAL	GAMES	AVERAGE
1970.71	598,591	39	15,577
1971.72	596,078	39	15,284
1972.73	619,726	39	15,890
1973.74	613,420	39	15,729
1974.75	625,203	40	15,630
1975.76	631,907	40	15,798
1976.77	621,890	40	15,547
1977.78	604,924	40	15,123
1978.79	544,893	40	13,622
1979.80	571,723	40	14,293
1980.81	581,350	40	14,534
1981.82	514,305	40	12,858
1982.83	568,240	40	14,206
1983.84	545,059	40	13,626
1984.85	445,872	40	11,147
1985.86	417,823	40	10,446
1986.87	416,252	40	10,406
1987.88	440,095	40	11,002
1988.89	550,280	40	13,772
1989.90	616,715	40	15,417
1990.91	606,036	40	15,150
1991.92	630,755	40	15,768
1992.93	632,138	41	15,418

SEASON	TOTAL	GAMES	AVERAGE
1993.94	624,272	41	15,226
1994.95	334,379	24	13,932
1995.96	729,629	41	17,795
1996.97	710,136	41	17,320
1997.98	684,748	40	17,119
1998.99	647,913	41	15,803
1999.00	600,612	41	14,649
2000.01	697,717	41	17,017
2001.02	726,226	41	17,713
2002.03	754,247	41	18,396
2003.04	763,830	41	18,630
2004.05	-	-	-
2005.06	763,830	41	18,630
2006.07	763,830	41	18,630
2007.08	763,830	41	18,630
2008.09	763,830	41	18,630
2009.10	771,210	41	18,810
2010.11	773,260	41	18,860
2011.12	774,490	41	18,890
2012.13	453,840	24	18,910
2013.14	775,310	41	18,910
2014.15	767,149	41	18,711
2015.16	755,677	41	18,431

CANUCKS

PLAYERS

IN THE SYSTEM

2015.18 REVIEW

OPPONENTS

HISTORY

ALL TIME RECORDS

PLAYOFFS

NHL

MEDIA SERVICES

COACHING RECORDS

ALL-TIME COACHING RECORDS

REGULAR SEASON

Rk	Coach	GC	W	L	T/OT*	PCT	GC	W	L	PCT
1	Alain Vigneault	540	313	170	57	.632	68	33	35	.485
2	Marc Crawford	529	246	189	62(32)*	.554	31	12	19	.387
3	Harry Neale	407	142	189	76	.442	14	3	11	.214
4	Pat Quinn	280	141	111	28	.553	61	31	30	.508
5	Bob McCammon	293	102	155	36	.409	7	3	4	.428
6	Phil Maloney	232	95	105	32	.478	7	1	6	.142
7	Willie Desjardins	164	79	67	18	.537	6	2	4	.333
8	Tom Watt	160	52	87	21	.391	3	0	3	.000
9	Roger Neilson	133	51	61	21	.462	21	12	9	.571
10	Rick Ley	124	47	50	27	.488	11	4	7	.364
11	Hal Laycoe	156	44	96	16	.333	-	-	-	-
12	Tom Renney	101	39	53	9	.386	-	-	-	-
13	John Tortorella	82	36	35	11	.506	-	-	-	-
14	Mike Keenan	108	36	54	18	.416	-	-	-	-
15	Orland Kurtenbach	125	36	62	27	.396	-	-	-	-
16	Vic Stasiuk	78	22	47	9	.340	-	-	-	-
17	Bill McCreary	41	9	25	7	.304	-	-	-	-
18	Bill LaForge	20	4	14	2	.250	-	-	-	-

*Bracket shows regulation ties

PLAYOFFS

SEASON-BY-SEASON COACHING RECORDS

REGULAR SEASON

Year	Coach	GC	W	L	T/OT	PTS	PCT	GC	W	L	PCT
2015.16	Willie Desjardins	82	31	38	13	75	.457	-	-	-	-
2014.15	Willie Desjardins	82	48	29	5	101	.616	6	2	4	.333
2013.14	John Tortorella	82	36	35	11	83	.506	-	-	-	-
2012.13	Alain Vigneault	48	26	15	7	59	.615	4	0	4	.000
2011.12	Alain Vigneault	82	51	22	9	111	.677	5	1	4	.200
2010.11	Alain Vigneault	82	54	19	9	117	.713	25	15	10	.600
2009.10	Alain Vigneault	82	49	28	5	103	.628	12	6	6	.500
2008.09	Alain Vigneault	82	45	27	10	100	.610	10	6	4	.600
2007.08	Alain Vigneault	82	39	33	10	88	.537	-	-	-	-
2006.07	Alain Vigneault	82	49	26	7	105	.640	12	5	7	.417
2005.06	Marc Crawford	82	42	32	8	92	.561	-	-	-	-
2004.05	Marc Crawford	-	-	-	-	-	-	-	-	-	-
2003.04	Marc Crawford	82	43	24	10(5)	101	.585	7	3	4	.428
2002.03	Marc Crawford	82	45	23	13(1)	104	.628	14	7	7	.500
2001.02	Marc Crawford	82	42	30	7(3)	94	.554	6	2	4	.333
2000.01	Marc Crawford	82	36	28	11(7)	90	.506	4	0	4	.000
1999.00	Marc Crawford	82	30	29	15(8)	83	.457	-	-	-	-
1998.99	Marc Crawford	37	8	23	6	22	.297	-	-	-	-
	Mike Keenan	45	15	24	6	36	.400	-	-	-	-
1997.98	Mike Keenan	63	21	30	12	54	.429	-	-	-	-
	Tom Renney	19	4	13	2	10	.263	-	-	-	-
1996.97	Tom Renney	82	35	40	7	77	.470	-	-	-	-
1995.96	Pat Quinn	6	3	3	0	6	.500	6	2	4	.333
	Rick Ley	76	29	32	15	73	.480	-	-	-	-
1994.95	Rick Ley	48	18	18	12	48	.500	11	4	7	.364
1993.94	Pat Quinn	84	41	40	3	85	.506	24	15	9	.625
1992.93	Pat Quinn	84	46	29	9	101	.601	12	6	6	.500
1991.92	Pat Quinn	80	42	26	12	96	.600	13	6	7	.461
1990.91	Pat Quinn	26	9	13	4	22	.423	6	2	4	.333
	Bob McCammon	54	19	30	5	43	.398	-	-	-	-
1989.90	Bob McCammon	80	25	41	14	64	.400	-	-	-	-
1988.89	Bob McCammon	80	33	39	8	74	.462	7	3	4	.428
1987.88	Bob McCammon	80	25	46	9	59	.368	-	-	-	-
1986.87	Tom Watt	80	29	43	8	66	.413	-	-	-	-
1985.86	Tom Watt	80	23	44	13	59	.369	3	0	3	.000
1984.85	Harry Neale	60	21	32	7	49	.408	-	-	-	-
	Bill LaForge	20	4	14	2	10	.250	-	-	-	-
1983.84	Harry Neale	32	15	13	4	34	.531	4	1	3	.250
	Roger Neilson	48	17	26	5	39	.405	-	-	-	-
1982.83	Roger Neilson	80	30	35	14	75	.469	4	1	3	.250
1981.82	Roger Neilson	5	4	0	1	9	.900	17	11	6	.647
	Harry Neale	75	26	33	16	68	.481	-	-	-	-
1980.81	Harry Neale	80	28	32	20	76	.475	3	0	3	.000
1979.80	Harry Neale	80	27	37	16	70	.481	4	1	3	.250
1978.79	Harry Neale	80	25	42	13	63	.394	3	1	2	.333
1977.78	Orland Kurtenbach	80	20	43	17	57	.356	-	-	-	-
1976.77	Orland Kurtenbach	45	16	19	10	42	.467	-	-	-	-
	Phil Maloney	35	9	23	3	21	.300	-	-	-	-
1975.76	Phil Maloney	80	33	32	15	81	.506	2	0	2	.000
1974.75	Phil Maloney	80	38	32	10	86	.538	5	1	4	.200
1973.74	Phil Maloney	37	15	18	4	34	.460	-	-	-	-
	Bill McCreary	41	9	25	7	25	.304	-	-	-	-
1972.73	Vic Stasiuk	78	22	47	9	51	.340	-	-	-	-
1971.72	Hal Laycoe	78	20	50	8	48	.308	-	-	-	-
1970.71	Hal Laycoe	78	24	46	8	56	.359	-	-	-	-

PLAYOFFS

GENERAL MANAGERS / CANUCKS CAPTAINS

GENERAL MANAGERS HISTORY

YEAR	GM	YEAR	GM
1970.71 to 1972.73	Norman Robert Poile	1985.86 to 1986.87	Jack Gordon
1973.74	Hal Laycoe	1987.88 to 1997.98	Pat Quinn
1974.75 to 1976.77	Phil Maloney	1998.99 to 2003.04	Brian Burke
1977.78 to 1981.82	Jake Milford	2004.05 to 2007.08	Dave Nonis
1982.83 to 1984.85	Harry Neale	2008.09 to 2013.14	Michael D. Gillis
		2014.15 to	Jim Benning

CANUCKS CAPTAINS

YEAR	CAPTAIN	YEAR	CAPTAIN
1970.71	Orland Kurtenbach	1993.94	Trevor Linden
1971.72	Orland Kurtenbach	1994.95	Trevor Linden
1972.73	Orland Kurtenbach	1995.96	Trevor Linden
1973.74	Orland Kurtenbach	1996.97	Trevor Linden
1974.75	Alternates only	1997.98	Mark Messier
1975.76	Andre Boudrias	1998.99	Mark Messier
1976.77	Chris Oddleifson	1999.00	Mark Messier
1977.78	Don Lever	2000.01	Markus Naslund
1978.79	Don Lever	2001.02	Markus Naslund
1979.80	Kevin McCarthy	2002.03	Markus Naslund
1980.81	Kevin McCarthy	2003.04	Markus Naslund
1981.82	Kevin McCarthy	2004.05	Markus Naslund
1982.83	Stan Smyl	2005.06	Markus Naslund
1983.84	Stan Smyl	2006.07	Markus Naslund
1984.85	Stan Smyl	2007.08	Markus Naslund
1985.86	Stan Smyl	2008.09	Roberto Luongo
1986.87	Stan Smyl	2009.10	Roberto Luongo
1987.88	Stan Smyl	2010.11	Henrik Sedin
1988.89	Stan Smyl	2011.12	Henrik Sedin
1989.90	Stan Smyl	2012.13	Henrik Sedin
1990.91	Trevor Linden, Doug Lidster, Dan Quinn	2013.14	Henrik Sedin
1991.92	Trevor Linden	2014.15	Henrik Sedin
1992.93	Trevor Linden	2015.16	Henrik Sedin

CANUCKS

PLAYERS

IN THE SYSTEM

2015.16 REVIEW

OPPONENTS

HISTORY

ALL TIME RECORDS

PLAYOFFS

NHL

MEDIA SERVICES

REGULAR SEASON RECORD IN OVERTIME GAMES

OVERTIME RECORD: 122-62-254*

HOME RECORD: 65-28-128

ROAD RECORD: 57-34-126

Year	Goal Scorer	Date	Time	Score	Opponent	Goalie	
1983.84 (3-4-9)	Patrik Sundstrom	Oct. 28	1:03	5-4	vs Hartford	Greg Millen	
	Eddie Beers	Oct. 30	4:02	3-4	@ Calgary	Richard Brodeur	
	Bengt Gustafsson	Nov. 4	1:01	4-5	@ Washington	Richard Brodeur	
	Marcel Dionne	Dec. 26	1:00	4-5	vs Los Angeles	Frank Caprice	
	Doug Risebrough	Feb. 23	3:33	2-3	@ Calgary	Frank Caprice	
	Rick Lanz	Mar. 9	2:18	4-3	vs Chicago	Murray Bannerman	
	Tony Tanti	Mar. 23	3:16	4-3	@ Winnipeg	Doug Soetaert	
	Gary Lupul	Oct. 13	1:10	6-5	@ Los Angeles	Darren Eliot	
	Peter McNab	Dec. 8	1:24	3-2	vs Edmonton	Grant Fuhr	
	Ken Linseman	Dec. 15	0:33	1-2	@ Boston	Richard Brodeur	
1984.85 (7-1-9)	Jere Gillis	Jan. 15	1:54	6-5	vs NY Islanders	Billy Smith	
	Tony Tanti	Jan. 30	4:43	5-4	vs Montreal	Steve Penney	
	Petri Skirko	Feb. 1	1:11	4-3	vs Hartford	Steve Weeks	
	Thomas Gradin	Feb. 16	0:26	3-2	vs Boston	Pete Peeters	
	Jean-Marc Lanthier	Mar. 3	2:47	7-6	@ Hartford	Mike Liut	
	Joe Mullen	Nov. 16	2:09	5-6	@ St. Louis	Frank Caprice	
	Jim Peplinski	Jan. 9	0:13	4-5	@ Calgary	Wendell Young	
	Dave Lowry	Mar. 28	4:28	2-1	vs Los Angeles	Roland Melanson	
	David Bruce	Jan. 7	1:26	3-2	@ Montreal	Brian Hayward	
	Tony Tanti	Mar. 20	1:03	6-5	vs Winnipeg	Eldon Reddick	
1985.86 (1-2-13)	Charlie Huddy	Oct. 23	2:51	4-5	vs Edmonton	Kirk McLean	
	Ray Bourque	Dec. 17	2:16	2-3	@ Boston	Kirk McLean	
	Laurie Boschman	Oct. 14	2:14	3-4	@ Winnipeg	Kirk McLean	
	Mike Ridley	Oct. 25	2:55	3-4	vs Washington	Steve Weeks	
	Petri Skirko	Nov. 5	0:34	3-2	@ Hartford	Mike Liut	
	Joe Nieuwendyk	Dec. 26	3:04	2-3	vs Calgary	Troy Gamble	
	Kelly Kisio	Jan. 21	1:59	4-5	vs NY Rangers	Kirk McLean	
	Jim Sandlak	Feb. 23	4:42	2-1	vs Toronto	Allan Bester	
	Greg Paslawski	Nov. 8	0:46	2-3	@ Winnipeg	Steve Weeks	
	V. Damphousse	Nov. 29	3:48	2-3	vs Toronto	Kirk McLean	
1986.87 (2-0-8)	Bernie Nicholls	Dec. 6	2:51	4-5	@ Los Angeles	Kirk McLean	
	Jamie Macoun	Dec. 20	4:46	1-2	@ Calgary	Kirk McLean	
	Dan Quinn	Jan. 18	3:39	3-2	@ Philadelphia	Ken Wregget	
	Theoren Fleury	Feb. 1	4:51	3-4	@ Calgary	Steve Weeks	
	Jyrki Lumme	Mar. 15	2:19	6-5	@ St. Louis	Curtis Joseph	
	Tim Sweeney	Oct. 4	1:07	2-3	@ Calgary	Kirk McLean	
	Petri Skirko	Oct. 14	1:32	5-4	vs Edmonton	Bill Ranford	
	Joe Sakic	Dec. 10	4:05	2-3	vs Quebec	Kirk McLean	
	Murray Baron	Mar. 13	3:09	4-5	vs Philadelphia	Troy Gamble	
	Geoff Courtnall	Mar. 17	1:15	5-4	vs Los Angeles	Daniel Berthiaume	
1987.88 (0-2-9)	Geoff Courtnall	Mar. 28	1:49	3-2	vs Winnipeg	Bob Essensa	
	Geoff Courtnall	Oct. 8	3:32	3-2	@ Winnipeg	Bob Essensa	
	Dave Babych	Nov. 22	2:14	6-5	vs Calgary	Mike Vernon	
	Tom Fergus	Jan. 25	2:12	1-0	@ St. Louis	Curtis Joseph	
	Ray Ferraro	Feb. 6	2:48	4-5	vs NY Islanders	Troy Gamble	
	Pavel Bure	Feb. 23	2:52	2-1	vs Boston	Andy Moog	
	Geoff Courtnall	Apr. 7	1:33	5-4	vs Edmonton	Ron Tugnutt	
	1988.89 (2-4-8)	Geoff Courtnall	Oct. 24	0:28	3-2	vs San Jose	Arturs Irbe
		Sergei Fedorov	Nov. 24	1:18	4-5	vs Detroit	Kirk McLean
		Dixon Ward	Nov. 29	0:15	2-1	vs Chicago	Ed Belfour
Gilbert Dionne		Dec. 6	3:21	3-4	@ Montreal	Kirk McLean	
Cliff Ronning		Dec. 9	0:37	3-2	@ Boston	Jon Casey	
Pavel Bure		Jan. 24	0:54	5-4	@ Edm (@SK)	Bill Ranford	
Dave Gagner		Jan. 27	3:36	2-3	vs Dallas	Kirk McLean	
Paul Broten		Mar. 20	0:13	1-2	@ Dallas	Kay Whitmore	
Murray Craven		Mar. 28	3:57	3-2	vs Toronto	Felix Potvin	
Murray Craven		Apr. 25	2:00	3-4	@ Chicago	Kirk McLean	
1989.90 (2-5-14)	Petr Klima	Nov. 18	2:06	4-5	@ Tampa Bay	Kirk McLean	
	Chris Therien	Nov. 19	0:32	2-3	@ Philadelphia	Kirk McLean	
	Alex Hicks	Jan. 24	1:34	1-2	vs Anaheim	Corey Hirsch	
	Steve Thomas	Jan. 30	3:46	2-3	vs New Jersey	Corey Hirsch	
	Russ Courtnall	Feb. 9	0:21	3-2	@ Edmonton	Fred Brathwaite	
	1990.91 (3-3-9)	Geoff Courtnall	Oct. 28	1:07	2-3	@ Calgary	Kirk McLean
		Petri Skirko	Oct. 14	1:32	5-4	vs Edmonton	Bill Ranford
		Joe Sakic	Dec. 10	4:05	2-3	vs Quebec	Kirk McLean
		Murray Baron	Mar. 13	3:09	4-5	vs Philadelphia	Troy Gamble
		Geoff Courtnall	Mar. 17	1:15	5-4	vs Los Angeles	Daniel Berthiaume
Geoff Courtnall		Mar. 28	1:49	3-2	vs Winnipeg	Bob Essensa	
Geoff Courtnall		Oct. 8	3:32	3-2	@ Winnipeg	Bob Essensa	
Dave Babych		Nov. 22	2:14	6-5	vs Calgary	Mike Vernon	
Tom Fergus		Jan. 25	2:12	1-0	@ St. Louis	Curtis Joseph	
Ray Ferraro		Feb. 6	2:48	4-5	vs NY Islanders	Troy Gamble	
1991.92 (4-1-12)	Pavel Bure	Feb. 23	2:52	2-1	vs Boston	Andy Moog	
	Geoff Courtnall	Apr. 7	1:33	5-4	vs Edmonton	Ron Tugnutt	
	1992.93 (1-0-9)	Geoff Courtnall	Oct. 24	0:28	3-2	vs San Jose	Arturs Irbe
		Sergei Fedorov	Nov. 24	1:18	4-5	vs Detroit	Kirk McLean
		Dixon Ward	Nov. 29	0:15	2-1	vs Chicago	Ed Belfour
		Gilbert Dionne	Dec. 6	3:21	3-4	@ Montreal	Kirk McLean
		Cliff Ronning	Dec. 9	0:37	3-2	@ Boston	Jon Casey
		Pavel Bure	Jan. 24	0:54	5-4	@ Edm (@SK)	Bill Ranford
		Dave Gagner	Jan. 27	3:36	2-3	vs Dallas	Kirk McLean
		Paul Broten	Mar. 20	0:13	1-2	@ Dallas	Kay Whitmore
Murray Craven		Mar. 28	3:57	3-2	vs Toronto	Felix Potvin	
Murray Craven		Apr. 25	2:00	3-4	@ Chicago	Kirk McLean	
1993.94 (5-4-3)	Petr Klima	Nov. 18	2:06	4-5	@ Tampa Bay	Kirk McLean	
	Chris Therien	Nov. 19	0:32	2-3	@ Philadelphia	Kirk McLean	
	Alex Hicks	Jan. 24	1:34	1-2	vs Anaheim	Corey Hirsch	
	Steve Thomas	Jan. 30	3:46	2-3	vs New Jersey	Corey Hirsch	
	Russ Courtnall	Feb. 9	0:21	3-2	@ Edmonton	Fred Brathwaite	

REGULAR SEASON RECORD IN OVERTIME GAMES

Year	Goal Scorer	Date	Time	Score	Opponent	Goalie
1996.97 (5-2-7)	Rick Tocchet	Oct. 14	4:45	4-5	vs Boston	Kirk McLean
	Esa Tikkanen	Nov. 1	0:42	5-4	@ Edmonton	Curtis Joseph
	Bryan McCabe	Nov. 13	0:45	4-5	@ NY Islanders	Corey Hirsch
	Chris Joseph	Nov. 21	3:51	2-1	vs Chicago	Jeff Hackett
	Mike Sillinger	Dec. 4	3:38	7-6	@ Buffalo	Dominik Hasek
1997.98 (0-3-14)	Alex Mogilny	Jan. 22	1:24	4-3	@ Chicago	Jeff Hackett
	Jyrki Lumme	Jan. 30	1:30	2-1	vs NY Islanders	Tommy Salo
	Kevin Hatcher	Oct. 25	0:41	2-3	vs Pittsburgh	Kirk McLean
	Rob Brown	Nov. 1	3:52	6-7	@ Pittsburgh	Kirk McLean
	Greg Johnson	Nov. 22	1:22	4-5	vs Chicago	Kirk McLean
1998.99 (0-1-12)	Jaromir Jagr	Feb. 11	1:21	5-6	@ Pittsburgh	Corey Hirsch
1999.00 (4-9-15)	Valeri Bure	Oct. 13	3:05	3-4	vs Calgary	Garth Snow
	Mark Messier	Oct. 19	0:43	6-5	@ Tampa Bay	Dan Cloutier
	Todd Bertuzzi	Dec. 2	1:51	3-2	vs Edmonton	Tommy Salo
	Milan Hejduk	Dec. 12	1:36	2-3	vs Colorado	Kevin Weekes
	Adam Burt	Dec. 29	2:34	2-3	vs Philadelphia	Garth Snow
	Sylvain Cote	Jan. 12	3:16	2-3	@ Chicago	Felix Potvin
	Mark Messier	Jan. 13	3:29	4-3	@ Nashville	Mike Dunham
	Steve Thomas	Jan. 17	4:55	4-5	vs Toronto	Felix Potvin
	Ethan Moreau	Jan. 25	4:00	4-5	vs Edmonton	Garth Snow
	Mattias Ohlund	Feb. 9	1:22	4-3	vs Calgary	Fred Brathwaite
	Mats Sundin	Mar. 6	3:13	5-6	vs Toronto	Felix Potvin
	Jozef Stumpel	Mar. 13	3:53	2-3	@ Los Angeles	Felix Potvin
	Rem Murray	Apr. 7	4:01	4-5	vs Edmonton	Felix Potvin
	Ed Jovanovski	Oct. 6	2:20	4-3	@ Florida	Trevor Kidd
	2000.01 (5-7-11)	Jeremy Roenick	Oct. 21	0:16	2-3	vs Phoenix
Andrei Nikolishin		Nov. 22	4:17	2-3	@ Washington	Felix Potvin
Anson Carter		Dec. 20	2:41	2-3	@ Edmonton	Bob Essensa
Milan Hejduk		Dec. 23	3:59	2-3	@ Colorado	Felix Potvin
Mattias Ohlund		Jan. 30	1:43	3-2	vs Minnesota	Jamie McLennan
Adam Oates		Feb. 14	4:19	3-4	vs Washington	Dan Cloutier
Brendan Morrison		Feb. 17	0:58	6-5	@ Edmonton	Tommy Salo
Mattias Ohlund		Mar. 2	3:40	3-2	vs St. Louis	Brent Johnson
Aaron Gavey		Mar. 4	2:26	3-4	vs Minnesota	Dan Cloutier
Shane Doan		Mar. 8	0:38	2-3	@ Phoenix	Bob Essensa
Harold Druken		Apr. 5	3:19	3-2	vs Los Angeles	Felix Potvin
Ed Jovanovski		Dec. 12	4:06	1-0	@ Anaheim	J-S. Giguere
Kris Draper		Jan. 9	2:26	4-5	@ Detroit	Peter Skudra
Glen Murray		Feb. 12	2:03	1-2	vs Boston	Peter Skudra
Mike Modano		Feb. 28	4:59	3-4	vs Dallas	Dan Cloutier
2001.02 (4-3-7)	Mattias Ohlund	Mar. 17	3:04	3-2	@ New Jersey	Martin Brodeur
	Andrew Cassels	Mar. 28	4:20	4-3	vs Columbus	Marc Denis
	Brendan Morrison	Apr. 5	2:23	5-4	vs Minnesota	Dwayne Roloson
	Todd Bertuzzi	Dec. 4	0:56	3-2	@ New Jersey	Martin Brodeur
	Markus Naslund	Dec. 21	2:20	4-3	vs Edmonton	Tommy Salo
	Brendan Morrison	Feb. 13	1:58	2-1	vs Colorado	Patrick Roy
	Marek Malik	Feb. 18	3:02	4-3	@ Detroit	Curtis Joseph
	Brendan Morrison	Feb. 22	1:22	3-2	@ Edmonton	Tommy Salo
	Rick Nash	Mar. 6	2:02	4-5	@ Columbus	Alex Auld
	Simon Gagne	Nov. 13	1:47	3-4	@ Philadelphia	Johan Hedberg
	Brian Rolston	Nov. 15	4:15	1-2	@ Boston	Dan Cloutier
	Mattias Ohlund	Nov. 18	3:02	5-4	vs Montreal	Jose Theodore
	Sami Salo	Nov. 20	2:59	3-2	vs Chicago	Craig Anderson
	Markus Naslund	Nov. 27	4:13	3-2	@ Ottawa	Patrick Lalime
	Markus Naslund	Dec. 9	0:24	4-3	vs Pittsburgh	Marc-Andre Fleury
Markus Naslund	Dec. 14	4:13	2-1	vs Carolina	Jaime Storr	
Brendan Morrison	Dec. 16	1:19	2-1	@ Nashville	Tomas Vokoun	
Todd Bertuzzi	Dec. 31	4:33	4-3	@ Chicago	Michael Leighton	
Markus Naslund	Jan. 21	4:39	5-4	vs Tampa Bay	Nikolai Khabibulin	
Adrian Aucoin	Feb. 3	0:36	4-5	@ NY Islanders	Johan Hedberg	
Eric Brewer	Feb. 21	3:56	3-4	@ Edmonton	Dan Cloutier	
Brent Sopel	Feb. 26	2:14	3-2	vs San Jose	Vesa Toskala	
Geoff Sanderson	Mar. 12	4:27	4-3	@ Edmonton	Jussi Markkanen	
Tyler Arason	Mar. 19	1:44	3-4	@ Chicago	Alex Auld	
Brendan Morrison	Mar. 27	0:40	3-2	vs Dallas	Ron Tugnutt	
2004.05	-	-	-	-	-	-

REGULAR SEASON RECORD IN OVERTIME GAMES

Year	Goal Scorer	Date	Time	Score	Opponent	Goalie
2005.06 (4-0-4)	Ian Laperriere	Oct. 29	1:55	3-4	@ Colorado	Alex Auld
	Michael Peca	Dec. 17	4:08	4-5	vs Edmonton	Maxime Ouellet
	Brendan Morrison	Jan. 7	2:53	4-3	vs Calgary	Miikka Kiprusoff
	Daniel Sedin	Feb. 12	1:26	3-2	vs Minnesota	Manny Fernandez
	David Legwand	Mar. 9	0:06	2-3	vs Nashville	Alex Auld
	Ed Jovanovski	Apr. 8	2:27	3-2	vs Calgary	Miikka Kiprusoff
	Christian Ehrhoff	Apr. 12	0:34	4-5	vs San Jose	Alex Auld
	Brendan Morrison	Apr. 15	4:23	4-3	vs Colorado	Jose Theodore
	Daniel Sedin	Oct. 6	0:31	3-2	@ Columbus	Pascal LeClaire
	Sami Salo	Oct. 20	4:59	3-2	@ St. Louis	Curtis Sanford
2006.07 (12-0-3)	Lukas Krajicek	Oct. 21	2:32	4-3	@ Nashville	Tomas Vokoun
	Brendan Morrison	Nov. 22	3:01	4-3	@ Detroit	Dominik Hasek
	Daniel Sedin	Dec. 8	3:02	4-3	vs Carolina	Cam Ward
	Sami Salo	Dec. 27	2:46	6-5	vs Calgary	Miikka Kiprusoff
	Matt Cooke	Jan. 5	1:24	3-2	vs Edmonton	Dwayne Roloson
	Alexander Frolov	Jan. 26	1:48	2-3	vs Los Angeles	Roberto Luongo
	Sami Salo	Feb. 14	4:20	3-2	@ Minnesota	Niklas Backstrom
	Daniel Sedin	Feb. 20	2:19	3-2	@ Anaheim	J.S. Giguere
	Jere Lehtinen	Feb. 25	4:17	1-2	@ Dallas	Roberto Luongo
	Henrik Sedin	Mar. 9	3:30	2-1	@ San Jose	Evgeni Nabokov
2007.08 (4-0-1)	Brent Burns	Mar. 13	4:24	2-3	vs Minnesota	Roberto Luongo
	Daniel Sedin	Mar. 15	1:09	3-2	vs St. Louis	Curtis Sanford
	Mattias Ohlund	Apr. 7	0:34	4-3	@ San Jose	Evgeni Nabokov
	Daniel Sedin	Oct. 6	4:55	4-3	@ Calgary	Miikka Kiprusoff
	Henrik Sedin	Nov. 9	1:22	2-1	vs Colorado	Jose Theodore
	Daniel Sedin	Feb. 19	3:18	3-2	@ Minnesota	Niklas Backstrom
	Jason Chimera	Feb. 29	1:07	2-3	vs Columbus	Roberto Luongo
	Ryan Kesler	Mar. 10	0:46	2-1	@ Los Angeles	Dan Cloutier
	Pavol Demitra	Oct. 11	3:54	5-4	@ Calgary	Roberto Luongo
	Alex Burrows	Oct. 16	0:27	4-3	@ Detroit	Roberto Luongo
2008.09 (5-0-3)	Sami Salo	Nov. 24	2:33	3-2	vs Detroit	Curtis Sanford
	Patrick Marleau	Jan. 20	3:08	1-2	@ San Jose	Evgeni Nabokov
	Marc Bergeron	Jan. 31	1:52	3-4	vs Minnesota	Niklas Backstrom
	Scott Niedermayer	Mar. 11	3:37	3-4	@ Anaheim	Jonas Hiller
	Henrik Sedin	Mar. 31	4:00	2-1	@ Minnesota	Roberto Luongo
	Henrik Sedin	Apr. 11	0:40	1-0	@ Colorado	Roberto Luongo
	Christian Ehrhoff	Dec. 31	2:24	4-3	@ St. Louis	Chris Mason
	Daniel Sedin	Jan. 20	1:39	3-2	@ Edmonton	Devan Dubnyk
	Christian Ehrhoff	Mar. 2	1:33	4-3	@ Columbus	Steve Mason
	Henrik Zetterberg	Mar. 20	4:59	3-4	vs Detroit	Roberto Luongo
2009.10 (4-0-1)	Sami Salo	Apr. 4	2:15	4-3	vs Minnesota	Niklas Backstrom
	Mason Raymond	Oct. 26	0:28	4-3	vs Colorado	Peter Budaj
	Tyler Myers	Nov. 15	4:37	3-4	@ Buffalo	Cory Schneider
	Steven Stamkos	Dec. 11	0:34	4-5	vs Tampa Bay	Cory Schneider
	Ryan Kesler	Dec. 15	3:30	3-2	vs Columbus	Mathieu Garon
	Henrik Zetterberg	Dec. 22	2:59	4-5	@ Detroit	Roberto Luongo
	David Jones	Jan. 18	2:52	3-4	@ Colorado	Roberto Luongo
	Dan Hamhuis	Mar. 8	2:13	4-3	@ Phoenix	Ilya Bryzgalov
	Christian Ehrhoff	Apr. 9	2:41	3-2	@ Calgary	Henrik Karlsson
	Sami Salo	Oct. 22	4:39	3-2	vs Minnesota	Niklas Backstrom
2011.12 (7-0-2)	Chris Higgins	Nov. 20	2:18	2-1	vs Ottawa	Alex Auld
	Andrew Ebbett	Dec. 28	3:23	3-2	@ San Jose	Antti Niemi
	Daniel Sedin	Jan. 12	0:46	3-2	@ St. Louis	Brian Elliott
	Daniel Sedin	Jan. 31	3:37	3-2	vs Chicago	Corey Crawford
	Loui Eriksson	Feb. 26	3:52	2-3	@ Dallas	Roberto Luongo
	Andrew Shaw	Mar. 21	2:42	1-2	@ Chicago	Roberto Luongo
	Chris Higgins	Mar. 24	1:40	3-2	@ Colorado	Semyon Varlamov
	Andrew Ebbett	Mar. 31	3:58	3-2	vs Calgary	Henrik Karlsson
	Chris Tanev	Feb. 4	4:40	3-2	@ Edmonton	Devan Dubnyk
	Matt Calvert	Mar. 7	4:03	1-2	@ Columbus	Cory Schneider
2012.13 (1-0-1)	Mike Santorelli	Oct. 6	3:17	5-4	@ Calgary	Joey MacDonald
	Mike Santorelli	Oct. 8	2:18	3-2	New Jersey	Cory Schneider
	Brad Richardson	Oct. 22	2:16	5-4	@ NY Islanders	Evgeni Nabokov
	Ryan Kesler	Oct. 25	4:45	3-2	@ St. Louis	Jaroslav Halak
	Dan Boyle	Nov. 14	2:38	1-2	San Jose	Roberto Luongo
	Anze Kopitar	Nov. 25	0:48	2-3	Los Angeles	Roberto Luongo
	Chris Higgins	Dec. 6	3:41	3-2	Phoenix	Roberto Luongo
	Corey Perry	Jan. 5	4:58	3-4	@ Anaheim	Eddie Lack
	Kevin Bieksa	Jan. 26	2:15	5-4	Phoenix	Mike Smith
	Tyson Barrie	Mar. 27	0:55	2-3	@ Colorado	Eddie Lack
2013.14 (6-0-4)	Daniel Sedin	Oct. 30	2:45	3-2	vs Montreal	Carey Price
	Daniel Sedin	Nov. 11	4:05	4-3	vs Ottawa	Craig Anderson
	Erik Karlsson	Dec. 7	1:21	3-4	@ Ottawa	Eddie Lack

SHOOTOUT RECORD

	Chris Tanev	Dec. 20	0:18	3-2	vs Calgary	Jonas Hiller
	Cam Fowler	Dec. 28	2:42	1-2	@ Anaheim	Ryan Miller
	Luca Sbisa	Feb. 3	0:36	3-2	vs Winnipeg	Ondrej Pavelec
	Daniel Sedin	Feb. 11	1:20	5-4	@ Chicago	Corey Crawford
	John Klingberg	Mar. 28	4:13	3-4	vs Dallas	Kari Lehtonen
	Alex Edler	Apr. 11	2:29	6-5	vs Edmonton	Ben Scrivens
2015.16 (4-0-9)	Johanny Gaudreau	Oct. 10/15	3:03	2-3	vs Calgary	Ryan Miller
	Lauri Korpikoski	Oct. 18/15	1:46	1-2	vs Edmonton	Ryan Miller
	Gustav Nyquist	Oct. 24/15	3:50	2-3	vs Detroit	Ryan Miller
	Jamie Benn	Oct. 29/15	2:28	3-4	@ Dallas	Ryan Miller
	Kyle Palmieri	Nov. 8/15	3:33	3-4	@ New Jersey	Ryan Miller
	David Desharnais	Nov. 16/15	3:25	3-4	@ Montreal	Jacob Markstrom
	Anze Kopitar	Dec. 1/15	2:02	1-2	@ Los Angeles	Jacob Markstrom
	Jannik Hansen	Dec. 26/15	4:01	2-1	vs Edmonton	Cam Talbot
	Nikita Kucherov	Jan. 9/16	3:51	2-3	vs Tampa Bay	Jacob Markstrom
	Daniel Sedin	Jan. 11/16	2:21	3-2	vs Florida	Roberto Luongo
Bo Horvat	Jan. 15/16	3:25	3-2	@ Carolina	Cam Ward	
J.T. Miller	Jan. 19/16	3:54	2-3	@ NY Rangers	Ryan Miller	
Markus Granlund	Mar. 9/16	1:42	3-2	vs Arizona	Louis Domingue	

*Please note that the all-time overtime record does not include shootouts. The first column represents a win (two points earned), the second column represents a loss (zero points earned) and the third column represents games in which one point was earned in overtime (tie, OTL or SO).

OVERALL SHOOTOUT RECORD: 55-59

HOME RECORD: 24-32

ROAD RECORD: 31-27

Year	Goal Scorer	Date	Score	Opponent	Goalie
2005.06 (4-4)	Raffi Torres	Oct. 8	3-4	@ Edmonton	Dan Cloutier
	Daniel Sedin	Dec. 9	3-2	vs Ottawa	Dominik Hasek
	Alexander Frolov	Dec. 19	3-4	vs Los Angeles	Alex Auld
	Steven Reinprecht	Dec. 23	5-6	vs Calgary	Alex Auld
2006.07 (5-4)	Jarkko Ruutu	Jan. 28	4-3	@ Colorado	David Aebischer
	Markus Naslund	Mar. 3	5-4	@ Chicago	Craig Anderson
	Todd Bertuzzi	Mar. 23	4-3	vs Edmonton	Dwayne Roloson
	Mikko Koivu	Mar. 31	1-2	vs Minnesota	Alex Auld
	Petteri Nummelin	Oct. 10	1-2	@ Minnesota	Roberto Luongo
	Markus Naslund	Oct. 27	3-2	vs Washington	Olaf Kolzig
	Ryan Kesler	Jan. 3	2-1	vs Dallas	Marty Turco
	Josh Green	Jan. 7	4-3	vs Florida	Ed Belfour
	Ales Kotalik	Jan. 19	3-4	@ Buffalo	Dany Sabourin
	Nikolai Zherdev	Jan. 30	2-3	vs Columbus	Roberto Luongo
Trevor Linden	Feb. 16	2-1	@ Chicago	Patrick Lalime	
Daniel Sedin	Mar. 4	4-3	vs Minnesota	Niklas Backstrom	
Brett McLean	Mar. 25	4-5	vs Colorado	Roberto Luongo	
2007.08 (6-9)	Ales Hemsky	Nov. 14	0-1	vs Edmonton	Roberto Luongo
	Shawn Horcoff	Nov. 20	4-5	@ Edmonton	Roberto Luongo
	Kristopher Letang	Dec. 8	1-2	vs Pittsburgh	Roberto Luongo
	Fernando Pisani	Dec. 15	1-2	@ Edmonton	Curtis Sanford
	Taylor Pyatt	Dec. 22	2-1	@ Phoenix	Ilya Bryzgalov
	Alexander Edler	Jan. 8	3-2	vs NY Islanders	Rick DiPietro
	Alexander Edler	Jan. 13	4-3	@ St. Louis	Manny Legace
	Henrik Zetterberg	Jan. 17	2-3	@ Detroit	Roberto Luongo
	Daniel Sedin	Jan. 23	3-2	vs St. Louis	Manny Legace
	Nathan Horton	Feb. 1	3-4	@ Florida	Roberto Luongo
Brenden Morrow	Feb. 5	2-3	@ Dallas	Roberto Luongo	
Ryan Shannon	Feb. 10	3-2	vs Chicago	Nikolai Khabibulin	
Mikko Koivu	Feb. 14	4-5	vs Minnesota	Roberto Luongo	
Mason Raymond	Feb. 21	3-2	@ Nashville	Chris Mason	
2008.09 (3-7)	Joe Sakic	Feb. 27	2-3	vs Colorado	Roberto Luongo
	Mattias Ohlund	Oct. 31	7-6	@ Anaheim	Jonas Hiller
	Marek Svatos	Nov. 12	1-2	vs Colorado	Roberto Luongo
	Frans Neilsen	Nov. 17	1-2	@ NY Islanders	Roberto Luongo
	Marek Svatos	Dec. 7	4-5	@ Colorado	Cory Schneider
	Erik Christensen	Jan. 2	3-4	@ Atlanta	Jason LaBarbera
	James Neal	Jan. 4	2-3	vs Dallas	Jason LaBarbera
	Jason Williams	Jan. 18	5-6	vs Columbus	Roberto Luongo
	Pavol Demitra	Feb. 17	4-3	@ Calgary	Roberto Luongo
	Mats Sundin	Feb. 21	3-2	@ Toronto	Miikka Kiprusoff
2009.10 (4-4)	Corey Perry	Apr. 2	5-6	vs Anaheim	Vesa Toskala
	Kyle Wellwood	Oct. 11	4-3	vs Dallas	Roberto Luongo
	Mikael Samuelsson	Oct. 29	2-1	@ Los Angeles	Marty Turco
	Lauri Korpikoski	Dec. 29	2-3	@ Phoenix	Jonathan Quick
	Jamie Lundmark	Jan. 9	2-3	vs Calgary	Roberto Luongo
	Pavol Demitra	Feb. 6	3-2	@ Boston	Tuukka Rask
	Adrian Aucoin	Mar. 10	3-4	@ Phoenix	Andrew Raycroft
	Pavol Demitra	Apr. 2	5-4	@ Anaheim	Curtis McElhinney
	Matt Duchene	Apr. 6	3-4	vs Colorado	Roberto Luongo

SHOOTOUT RECORD/ALL-TIME SCORING

Year	Goal Scorer	Date	Score	Opponent	Goalie
2010.11 (4-5)	Anze Kopitar	Oct. 9	1-2	vs Los Angeles	Roberto Luongo
	Patrick Kane	Oct. 20	1-2	@ Chicago	Roberto Luongo
	Jeff Tambellini	Dec. 8	5-4	vs Anaheim	Jonas Hiller
	Jiri Hudler	Jan. 8	1-2	vs Detroit	Roberto Luongo
	Ryan Kesler	Jan. 11	4-3	@ N Y Islanders	Kevin Poulin
	Joe Pavelski	Jan. 20	1-2	vs San Jose	Roberto Luongo
	Alex Tanguay	Jan. 22	3-4	vs Calgary	Roberto Luongo
	Raffi Torres	Mar. 1	2-1	vs Columbus	Steve Mason
	Alex Burrows	Mar. 10	5-4	@ San Jose	Antti Niemi
	Kris Letang	Oct. 6	3-4	vs Pittsburgh	Roberto Luongo
	Cody Hodgson	Dec. 8	4-3	@ Montreal	Carey Price
	Rick Nash	Dec. 13	1-2	@ Columbus	Roberto Luongo
	Michal Handzus	Jan. 2	2-3	vs San Jose	Roberto Luongo
	Mason Raymond	Jan. 10	5-4	@ Tampa Bay	Dwayne Roloson
2011.12 (8-7)	Mike Richards	Jan. 17	2-3	vs Los Angeles	Roberto Luongo
	Cody Hodgson	Jan. 24	3-2	vs Edmonton	Devan Dubnyk
	Pavel Datsyuk	Feb. 2	3-4	vs Detroit	Roberto Luongo
	Mason Raymond	Feb. 4	3-2	@ Colorado	J-S Giguere
	Alex Eder	Feb. 7	4-3	@ Nashville	Pekka Rinne
	Jarome Iginla	Feb. 11	2-3	@ Calgary	Roberto Luongo
	Ryan Kesler	Feb. 13	2-1	vs Phoenix	Jason LaBarbera
	Alex Burrows	Feb. 23	4-3	@ Detroit	Jimmy Howard
	Ray Whitney	Feb. 28	1-2	@ Phoenix	Cory Schneider
	Alex Eder	Apr. 3	5-4	vs Anaheim	Jonas Hiller
	Sam Gagner	Jan. 20	2-3	vs Edmonton	Roberto Luongo
	Zack Kassian	Jan. 23	3-2	vs Calgary	Miikka Kiprusoff
	Jeff Carter	Jan. 28	2-3	@ Los Angeles	Roberto Luongo
	Jordan Schroeder	Feb. 1	2-1	vs Chicago	Corey Crawford
2012.13 (5-6)	TJ Oshie	Feb. 17	3-4	vs St. Louis	Roberto Luongo
	Andrew Shaw	Feb. 19	3-4	@ Chicago	Cory Schneider
	Joe Pavelski	Mar. 5	2-3	vs San Jose	Cory Schneider
	Mason Raymond	Mar. 12	2-1	@ Columbus	Sergei Bobrovsky
	Maxim Lapierre	Mar. 26	1-0	vs Columbus	Sergei Bobrovsky
	Andy McDonald	Apr. 16	1-2	@ St. Louis	Cory Schneider
	Maxim Lapierre	Apr. 20	2-1	vs Detroit	Jimmy Howard
	Evgeni Malkin	Oct. 19	3-4	@ Pittsburgh	Roberto Luongo
	Mike Santorelli	Oct. 24	3-2	@ New Jersey	Cory Schneider
	Antoine Vermette	Nov. 5	2-3	@ Phoenix	Roberto Luongo
	Jonathan Huberdeau	Nov. 19	2-3	Florida	Roberto Luongo
	Jason Pominville	Dec. 17	2-3	@ Minnesota	Roberto Luongo
	Ryan Kesler	Dec. 20	3-2	@ Chicago	Antti Raanta
	Vincent Lecavalier	Dec. 30	3-4	Philadelphia	Eddie Lack
2013.14 (5-7)	Sidney Crosby	Jan. 7	4-5	Pittsburgh	Eddie Lack
	Chris Higgins	Jan. 18	3-2	Calgary	Karri Ramo
	Justin Fontaine	Feb. 28	1-2	Minnesota	Eddie Lack
	Chris Higgins	Mar. 12	2-3	@ Winnipeg	Ondrej Pavelec
	Nicklas Jensen	Mar. 16	4-3	@ Florida	Roberto Luongo
	Chris Higgins	Oct. 11	5-4	vs Edmonton	Viktor Fasth
	Nick Bonino	Nov. 9	2-1	@ Anaheim	Frederik Andersen
	Corey Perry	Nov. 20	3-4	vs Anaheim	Eddie Lack
	Alex Burrows	Feb. 19	5-4	@ NY Rangers	Cam Talbot
	Radim Vrbata	Mar. 1	6-5	vs St. Louis	Jake Allen
	Sam Gagner	Mar. 5	2-3	@ Arizona	Eddie Lack
	Nick Bonino	Mar. 31	5-4	@ Nashville	Pekka Rinne
	Chris Higgins	Apr. 6	2-1	vs Los Angeles	Jonathan Quick
	Alex Burrows	Oct. 12/15	2-1	@ Anaheim	Frederik Andersen
Tyler Seguin	Nov. 27/15	2-3	@ Dallas	Ryan Miller	
Linden Vey	Dec. 18/15	4-3	@ Detroit	Jimmy Howard	
Aleksander Barkov	Dec. 20/15	4-5	@ Florida	Jacob Markstrom	
Alex Burrows	Jan. 1/16	2-1	vs Anaheim	Frederik Andersen	
Radim Vrbata	Jan. 17/16	2-1	@ NY Islanders	Jaroslav Halak	
Alexander Wennberg	Feb. 4/16	1-2	vs Columbus	Ryan Miller	
Craig Smith	Mar. 24/16	2-3	@ Nashville	Ryan Miller	
Emerson Etem	Apr. 9/16	4-3	vs Edmonton	Cam Talbot	

CANUCKS

PLAYERS

IN THE SYSTEM

2015.16 REVIEW

OPPONENTS

HISTORY

ALL TIME RECORDS

PLAYOFFS

NHL

MEDIA SERVICES

ALL-TIME SCORING

Rk	Player	GP	G	A	PTS	PIM	Rk	Player	GP	G	A	PTS	PIM
1	H. Sedin	1,166	222	748	970	622	76	P. Reinhart	131	24	90	114	74
2	D. Sedin	1,143	355	587	942	474	77	M. Walton	115	44	69	113	71
3	M. Naslund	884	346	410	756	614	78	T. Klatt	313	51	60	111	87
4	T. Linden	1,140	318	415	733	730	79	R. Courttnall	141	39	72	111	68
5	S. Smyl	896	262	411	673	1,556	80	M. Samuelsson	155	49	57	106	106
6	T. Gradin	613	197	353	550	280	81	C. Neely	201	51	53	104	320
7	P. Bure	428	254	224	478	328	82	D. Brashear	388	50	53	103	1,159
8	T. Tanti	531	250	220	470	489	83	H. Graves	196	42	61	103	49
9	T. Bertuzzi	518	188	261	449	822	84	B. Hedican	310	17	85	102	281
10	D. Lever	593	186	221	407	354	85	P.-O. Brasar	181	37	63	100	21
11	R. Kesler	655	182	211	393	594	86	G. Odjick	444	46	52	98	2,127
12	B. Morrison	543	136	257	393	326	87	L. Molin	172	33	65	98	37
13	A. Boudrias	458	121	267	388	140	88	C. Ehrhoff	159	28	66	94	94
14	P. Skriko	472	171	202	373	221	89	T. Pyatt	224	49	44	93	145
15	G. Adams	489	179	190	369	154	90	R. Paiement	147	44	47	91	269
16	A. Burrows	767	184	180	364	1,013	91	S. Bozek	191	46	44	90	118
17	P. Sundstrom	374	133	209	342	181	92	R. Vrбата	142	44	46	90	32
18	C. Ronning	366	112	216	328	183	93	R. Lemieux	192	29	61	90	68
19	M. Ohlund	770	93	232	325	756	94	B. Wilkins	276	21	69	90	458
20	J. Lumme	579	83	238	321	379	95	P. Bordeleau	183	33	56	89	47
21	D. Kearns	677	31	290	321	386	96	D. Murzyn	452	23	65	88	900
22	A. Mogilny	312	139	169	308	144	97	S. Tambellini	161	42	45	87	34
23	D. Lidster	666	65	242	307	526	98	D. Quinn	101	31	49	83	73
24	D. Vervegaert	409	139	165	304	177	99	M. Petit	226	24	57	81	373
25	A. Edler	620	72	207	279	387	100	P. Schaefer	194	37	40	77	52
26	C. Oddleifson	469	85	180	265	439	101	J. Slegre	154	12	65	77	235
27	G. Courttnall	292	102	144	246	495	102	M. Ridley	112	26	47	73	71
28	K. Bieksa	597	56	185	241	879	103	P. Martin	131	27	45	72	60
29	D. Rota	289	120	116	236	453	104	G. Diduck	265	17	55	72	553
30	S. Salo	566	74	162	236	202	105	M. Hall	109	27	44	71	28
31	E. Jovanovski	434	57	177	234	536	106	J. Benning	91	15	55	70	172
32	R. Lanz	417	56	171	227	331	107	P. Demitra	247	23	46	69	20
33	J. Hansen	537	99	123	222	233	108	B. Manno	163	13	55	68	115
34	J. Sandlak	509	104	117	221	789	109	G. Boddy	273	23	44	67	263
35	R. Blight	324	96	125	221	168	110	B. Horvat	150	29	36	65	34
36	B. Schmutz	285	108	104	212	428	111	M. Craven	88	15	50	65	42
37	C. Fraser	348	92	114	206	651	112	C. Tanev	295	14	51	65	40
38	M. Cooke	566	83	120	203	625	113	A. Plavsic	182	13	52	65	147
39	K. McCarthy	352	51	148	199	388	114	E. Tikkanen	100	25	39	64	80
40	B. Pederson	233	60	137	197	174	115	D. Tannahill	111	30	33	63	25
41	H. Snepsts	781	35	160	195	1,446	116	R. Nordmark	169	10	52	62	194
42	G. O'Flaherty	435	98	95	193	166	117	M. Sillinger	138	28	32	60	65
43	B. Lalonde	353	72	117	189	185	118	M. Robitaille	174	10	50	60	121
44	I. Boldirev	216	80	104	184	105	119	Z. Kassian	171	32	27	59	287
45	M. Raymond	374	80	98	178	118	120	D. Ward	103	28	31	59	119
46	R. Sedlbauer	325	108	69	177	170	121	G. Valk	172	24	35	59	200
47	M. Gelinas	258	90	81	171	173	122	A. Chubarov	228	25	33	58	40
48	A. Cassels	198	40	128	168	48	123	W. Mitchell	264	10	48	58	233
49	T. Williams	312	83	82	165	1,324	124	R. Kron	144	24	33	57	37
50	O. Kurtenbach	229	62	101	163	200	125	B. May	225	29	27	56	380
51	D. Halward	324	45	118	163	389	126	H. Druken	118	27	29	56	30
52	M. Lemay	279	70	92	162	367	127	M. Corrigan	95	24	32	56	128
53	M. Messier	207	52	110	162	121	128	A. Carter	81	33	22	55	41
54	J. Gould	218	82	76	158	53	129	P. McNab	88	24	31	55	20
55	D. Babych	409	23	131	154	290	130	J.-J. Daigneault	131	9	46	55	114
56	G. Lupul	293	70	75	145	243	131	Blair MacDonald	88	26	28	54	32
57	I. Larionov	210	51	92	143	88	132	S. Bernier	140	26	28	54	48
58	C. Higgins	314	62	80	142	82	133	D. Scatchard	179	26	28	54	329
59	D. Hamhuis	389	23	119	142	190	134	J. Brown	72	10	44	54	44
60	S. Momesso	269	68	73	141	655	135	B. Peterson	146	15	38	53	171
61	G. Monahan	287	58	82	140	166	136	K. Wellwood	149	32	20	52	16
62	G. Butcher	610	33	107	140	1,668	137	D. Capuano	88	16	36	52	52
63	J. Gillis	309	63	75	138	210	138	D. Booth	134	26	25	51	54
64	D. Tallon	222	44	93	137	219	139	J. Ruutu	267	23	28	51	453
65	B. Bradley	193	51	81	132	155	140	M. Crawford	176	19	31	50	229
66	J. Guevremont	227	44	88	132	124	141	T. Taylor	125	20	29	49	141
67	B. Dailey	257	38	93	131	417	142	D. Hodgson	74	16	33	49	52
68	B. Soppel	322	33	97	130	139	143	J. Garrison	128	15	34	49	85
69	P. Nedved	222	63	61	124	152	144	B. Ashton	124	23	25	48	68
70	W. Maki	180	50	73	123	148	145	B. Muckalt	106	20	28	48	115
71	I. Hlinka	137	42	81	123	28	146	T. Fergus	80	19	29	48	37
72	R. Sutter	291	61	61	122	533	147	M. Malhotra	159	18	30	48	36
73	L. Lindgren	335	23	99	122	292	148	R. Oksivuuta	68	21	25	46	44
74	A. Aucoin	341	49	71	120	245	149	B. Richardson	118	19	25	44	73
75	J. Bubla	256	17	101	118	202	150	N. Belland	106	13	31	44	54

ALL-TIME SCORING

Rk	Player	GP	G	A	PTS	PIM	Rk	Player	GP	G	A	PTS	PIM
151	A. Semenov	62	10	34	44	28	230	D. Saunders	56	7	13	20	10
152	S. Walker	197	10	34	44	466	231	J. Schella	115	2	18	20	224
153	M. Baron	383	10	34	44	375	232	L. Sbisà	117	5	14	19	72
154	D. Balon	116	22	21	43	43	233	A. Rome	148	5	14	19	123
155	J. Wright	91	13	30	43	43	234	J. Strudwick	243	4	15	19	367
156	T. Letowski	120	18	24	42	51	235	J. Mazur	47	11	7	18	20
157	N. Baumgartner	99	7	35	42	38	236	J. McCann	69	9	9	18	32
158	D. Bruce	143	23	18	41	245	237	R. Park	60	8	10	18	29
159	J. Beranek	98	14	27	41	88	238	T. Hunter	176	8	10	18	512
160	D. Dorsett	150	12	29	41	352	239	M. Bartkowski	80	6	12	18	50
161	D. Lowry	165	19	21	40	357	240	K. Guy	114	5	13	18	105
162	J. Niill	124	17	23	40	219	241	P. Quinn	133	4	14	18	212
163	J. Butler	128	19	20	39	96	242	S. O'Brien	141	2	16	18	275
164	N. Bonino	75	15	24	39	22	243	J. Tambellini	62	9	8	17	18
165	L. Vey	116	14	25	39	24	244	M. Keane	64	8	9	17	20
166	T. Pratt	176	9	30	39	261	245	J. Carson	34	7	10	17	22
167	Y. Weber	159	17	21	38	70	246	C. Campbell	89	1	16	17	206
168	M. Kirton	119	23	14	37	27	247	T. Currie	38	9	7	16	4
169	R. Delorme	210	17	20	37	383	248	R. Rypien	119	9	7	16	226
170	B. Noonan	98	14	23	37	68	249	J. Charbonneau	46	8	8	16	55
171	M. Malik	147	10	27	37	97	250	D. Sanderson	16	7	9	16	30
172	B. Gassoff	122	19	17	36	163	251	T. Hall	34	7	9	16	25
173	C. Hodgson	71	17	18	35	8	252	B. Helmer	62	7	9	16	71
174	A. DeMarco	95	13	22	35	23	253	T. Warriner	44	6	10	16	34
175	J. Grisdale	199	3	32	35	266	254	M. Marois	50	4	12	16	115
176	S. Matthias	96	21	13	34	28	255	K. Ballard	148	3	13	16	146
177	B. Derlago	63	15	19	34	29	256	A. Spruce	51	9	6	15	37
178	W. Connelly	53	14	20	34	12	257	M. Arvedson	41	8	7	15	12
179	A. MacAdam	80	14	20	34	27	258	J. Schroeder	56	6	9	15	6
180	V. Krutov	61	11	23	34	20	259	D. Stanley	100	6	9	15	192
181	P. Popiel	116	11	23	34	97	260	A. McBain	45	5	10	15	54
182	R. Cullen	70	12	21	33	42	261	S. Staios	143	3	12	15	208
183	D. Dunn	69	11	22	33	87	262	G. Ledyard	49	2	13	15	14
184	H. York	103	11	22	33	40	263	D. Smith	40	6	8	14	76
185	B. McCabe	95	8	25	33	184	264	M. Lindgren	54	5	9	14	18
186	L. Rochefort	87	18	14	32	2	265	W. Huber	35	4	10	14	40
187	J.-M. Lanthier	105	16	16	32	29	266	R. Johnson	120	3	11	14	24
188	B. Allen	216	14	18	32	288	267	D. Gagner	33	2	12	14	24
189	G. Minor	140	11	21	32	173	268	R. Eriksson	35	2	12	14	4
190	L. Rohlin	96	8	24	32	40	269	J. Virtanen	55	7	6	13	45
191	P. Zezel	66	11	20	31	18	270	D. Hendrickson	67	7	6	13	36
192	C. Cox	177	10	21	31	535	271	R. Summanen	19	6	7	13	2
193	S. Baertschi	72	17	13	30	18	272	J. Green	90	6	7	13	39
194	D. Johnson	77	16	14	30	16	273	R. Shannon	27	5	8	13	24
195	M. Lapierre	149	14	16	30	183	274	J. Holden	46	4	9	13	12
196	R. Torres	80	14	15	29	78	275	A. Alberts	134	4	9	13	126
197	D. Roberts	71	11	18	29	55	T-276	J. McIntyre	90	3	10	13	75
198	G. Hawgood	95	7	22	29	32	277	B. Murray	90	3	10	13	42
199	M. Santorelli	49	10	18	28	6	278	J. Hughes	52	2	11	13	181
200	M. Sundin	41	9	19	28	28	279	G. Doak	82	2	11	13	135
201	L. Goodenough	113	7	21	28	75	280	A. Schliebener	84	2	11	13	74
202	S. Kariya	65	9	18	27	32	281	L. Carriere	56	1	12	13	66
203	R. Dirk	217	9	18	27	401	282	E. Etem	39	7	5	12	9
204	C. Joseph	101	5	22	27	68	283	M. Peca	37	6	6	12	32
205	L. Krajcek	117	5	22	27	100	284	A. Ebbett	46	6	6	12	10
206	T. Kurvers	32	4	23	27	20	285	R. Kenins	38	4	8	12	14
207	R. Stanton	118	4	23	27	67	286	J. Cowan	88	7	4	11	203
208	L. Bohonos	70	13	13	26	14	287	B. Sbisister	55	6	5	11	38
209	D. Weise	152	10	16	26	166	288	T. Sestito	103	6	5	11	273
210	C. Alexander	32	8	18	26	6	289	M. Grabner	20	5	6	11	8
211	D. Wickenheiser	80	7	19	26	36	290	C. Ruutu	25	5	6	11	23
212	G. Meehan	57	10	15	25	4	291	R. Stern	97	5	6	11	480
213	S. Lachance	157	4	21	25	96	292	I. Kidd	20	4	7	11	25
214	B. Hutton	75	1	24	25	14	293	J. Korab	31	4	7	11	64
215	R. Boyd	62	7	17	24	64	294	B. Ritchie	71	3	8	11	80
216	J. McIlhargey	167	6	18	24	403	295	B. Convery	19	2	9	11	8
217	J. LeBlanc	43	13	10	23	18	296	A. Eldebrink	43	2	9	11	21
218	J. King	55	12	11	23	8	297	R. Murphy	73	6	4	10	100
219	J. Bulis	79	12	11	23	70	298	N. Lafayette	38	5	5	10	6
220	J. Hlavac	55	10	13	23	16	299	A. Cracknell	44	5	5	10	14
221	D. Pederson	102	8	15	23	98	300	J. Jaffray	33	4	6	10	33
222	D. Richter	127	4	19	23	396	301	J. Wiley	37	4	6	10	6
223	R. Vaive	47	13	8	21	111	302	B. Robertsson	69	4	6	10	37
224	T. Glass	140	7	14	21	187	303	G. Sanderson	22	3	7	10	8
225	L. Melnyk	190	5	16	21	246	304	R. Luongo (G)	448	0	10	10	24
226	K. McLean (G)	516	0	21	21	54	305	B. Sutter	20	5	4	9	2
227	B. McSheffrey	87	13	7	20	44	306	M. Pettinger	29	5	4	9	17
228	R. Walter	92	9	11	20	59	307	G. Richardson	24	3	6	9	19
229	Ralph Stewart	53	8	12	20	4	308	M. Wotton	42	3	6	9	25

CANUCKS

PLAYERS

IN THE SYSTEM

2015-16 REVIEW

OPPONENTS

HISTORY

ALL TIME RECORDS

PLAYOFFS

NHL

MEDIA SERVICES

ALL-TIME SCORING

Rk	Player	GP	G	A	PTS	PIM	Rk	Player	GP	G	A	PTS	PIM
309	A. Miller	57	1	8	9	32	388	M. Stevens	6	0	3	3	6
310	R. Tudor	26	4	4	8	19	389	D. Gibson	14	0	3	3	20
311	K. Berry	27	4	4	8	11	T-390	R. Buskas	17	0	3	3	36
312	J. Kurtz	27	3	5	8	14		V. Oreskovich	17	0	3	3	15
313	B. Maxwell	30	1	7	8	28	392	G. Martin	24	0	3	3	45
314	S. Kannegiesser	42	1	7	8	36	393	G. Cochrane	63	0	3	3	177
315	A. Biega	58	1	7	8	22	394	A. Auld (G)	81	0	3	3	4
316	J. Hargreaves	66	1	7	8	105	395	C. Hirsch (G)	101	0	3	3	8
317	J. Namestnikov	35	0	8	8	18	396	F. Caprice (G)	102	0	3	3	17
318	R. Brodeur (G)	377	0	8	8	24	397	G. Snow (G)	109	0	3	3	46
319	D. Jackson	15	6	1	7	13	398	G. Hanlon (G)	137	0	3	3	107
320	D. Hordichuk	129	5	2	7	251	399	D. Woodley	5	2	0	2	17
321	M. Bridgman	15	4	3	7	10	400	P. Kavanagh	6	2	0	2	2
322	B. Smolinski	20	4	3	7	8	T-401	P. Bakovic	10	2	0	2	48
323	Z. Dalpe	55	4	3	7	6		G. Leeman	10	2	0	2	0
324	G. Rizzuto	37	3	4	7	16	403	F. Corrado	28	2	0	2	4
325	D. Kozak	28	2	5	7	30	404	L. Bourdon	36	2	0	2	24
326	B. Prust	35	1	6	7	59	405	L. Sweatt	3	1	1	2	2
327	J. Dowd	38	1	6	7	6	406	K. Beech	4	1	1	2	0
328	R. Fitzpatrick	58	1	6	7	46	T-407	R. Diaz	6	1	1	2	0
329	G.C. Adams	12	4	2	6	35		C. Vilgrain	6	1	1	2	0
330	D. Roy	12	3	3	6	2	T-409	M. Christie	9	1	1	2	0
331	N. Jensen	24	3	3	6	10		L. Vaic	9	1	1	2	2
332	B. Reid	13	2	4	6	0	T-411	B. Lukowich	13	1	1	2	4
T-333	D. Kesa	19	2	4	6	18		N. Trymankin	13	1	1	2	10
	S. Pahlsson	19	2	4	6	12	413	Z. Komarniski	19	1	1	2	10
335	J. Mair	23	2	4	6	8	414	M. Brown	39	1	1	2	140
336	S. McCarthy	51	2	4	6	43	415	M. Zalewski	5	0	2	2	2
337	R. Ward	71	2	4	6	4	416	M. Duco	6	0	2	2	5
338	D. Seguin	26	1	5	6	46	417	M. Bergevin	9	0	2	2	2
339	T. Santala	30	1	5	6	24	418	H. Young	11	0	2	2	25
340	D. Logan	40	1	5	6	122	419	C. Barker	14	0	2	2	4
341	C. Schneider (G)	98	0	6	6	0	420	F. Fedorov	15	0	2	2	8
342	H. Vasiljevs	18	3	2	5	2	421	A. Clendening	17	0	2	2	8
343	B. Wilcox	33	3	2	5	15	422	K. Carney	18	0	2	2	14
344	W. Brookbank	52	3	2	5	176	423	R. Davison	23	0	2	2	51
345	S. Nemchinov	6	2	3	5	4	424	M. Reaume	27	0	2	2	4
346	B. Loney	12	2	3	5	6	425	D. Sly	31	0	2	2	10
347	M. Schneider	17	2	3	5	12	426	J. Huscroft	33	0	2	2	118
348	T. Bouck	36	2	3	5	60	427	J. Markstrom (G)	40	0	2	2	4
349	D. Berehowsky	39	2	3	5	39	428	D. Malkoc	41	0	2	2	136
350	A. Bolduc	46	2	3	5	38	429	G. Bromley (G)	73	0	2	2	8
T-351	J. Cullimore	64	2	3	5	62	430	D. Wilson (G)	148	0	2	2	39
	C. McAllister	64	2	3	5	169	431	G. Smith (G)	189	0	2	2	104
353	R. Gregg	21	1	4	5	24	432	J. Krog	4	1	0	1	2
354	C. O'Sullivan	11	0	5	5	2	433	M. Bliznak	6	1	0	1	0
355	D. Callander	21	3	1	4	2	434	M. Grenier	7	1	0	1	9
356	Ron Stewart	42	3	1	4	10	T-435	T. Lenardon	8	1	0	1	4
357	A. Volpatti	54	3	1	4	81		S. Shirokov	8	1	0	1	2
358	S. Kulak	32	2	2	4	37	437	K. Lain	9	1	0	1	21
359	M. Chouinard	42	2	2	4	10	438	M. Lampman	14	1	0	1	0
360	B. Bitz	10	1	3	4	14	439	J. Welsh	19	1	0	1	6
361	N. Eisenhut	13	1	3	4	21	440	B. Gauce	20	1	0	1	2
362	L. Lunde	20	1	3	4	2	441	F. Kucera	26	1	0	1	10
363	B. Smith	21	1	3	4	52	T-442	J. Balej	1	0	1	1	0
364	R. Holt	22	1	3	4	80		T. Fedun	1	0	1	1	0
365	E. Hatoum	26	1	3	4	21		D. Ratushny	1	0	1	1	2
366	D. Fortier	58	1	3	4	125	T-445	B. Moran	3	0	1	1	2
367	F. Potvin (G)	69	0	4	4	4		S. Pronger	3	0	1	1	4
368	K. Whitmore (G)	74	0	4	4	15		O. Vaananen	3	0	1	1	0
369	D. Cloutier (G)	208	0	4	4	70	T-448	B. Affleck	5	0	1	1	0
370	J. Belanger	9	3	0	3	4		G. Hubick	5	0	1	1	0
371	M. Granlund	16	2	1	3	6	T-450	P. Coulombe	7	0	1	1	4
	V. Sharifjanov	17	2	1	3	14		J. Kocur	7	0	1	1	19
373	A. Semak	18	2	1	3	2		J. McDonnell	7	0	1	1	12
374	K. Manery	21	2	1	3	15		T. Mojzis	7	0	1	1	12
375	S. Morin	6	1	2	3	6	454	B. McMillan	8	0	1	1	0
376	Y. Tremblay	12	1	2	3	12	455	C. Levie	9	0	1	1	13
377	M. Rucinsky	13	1	2	3	10	456	A. Sulzer	12	0	1	1	2
378	M-A. Gragnani	14	1	2	3	6	T-457	D. Bodger	13	0	1	1	4
379	D. Archibald	16	1	2	3	0		E. Ciccone	13	0	1	1	47
T-380	F. Speck	18	1	2	3	0		P. Lawless	13	0	1	1	0
	M. Stapleton	18	1	2	3	8	T-460	L. Nycholat	14	0	1	1	6
382	J. Wiste	23	1	2	3	0		L. Zetterstrom	14	0	1	1	2
T-383	T. Crowder	30	1	2	3	52	462	S. Burke (G)	16	0	1	1	14
	L. Goren	30	1	2	3	30	463	W. Young (G)	30	0	1	1	0
385	L. Courville	33	1	2	3	16	464	C. Sanford (G)	35	0	1	1	4
386	R. Flockhart	43	1	2	3	12	465	R. Bartel	40	0	1	1	14
387	S. Antoski	70	1	2	3	265	466	D. Langdon	45	0	1	1	143

ALL-TIME SCORING

Rk	Player	GP	G	A	PTS	PIM	Rk	Player	GP	G	A	PTS	PIM
467	P. Skudra (G)	46	0	1	1	2	T-519	J. Andersson	4	0	0	0	0
468	M. Weaver	55	0	1	1	33		R. Gordon	4	0	0	0	2
469	J. Garrett (G)	56	0	1	1	23		B. Leeb	4	0	0	0	2
470	A. Stojanov	62	0	1	1	136		M. Noronen (G)	4	0	0	0	0
471	J. Agnew	65	0	1	1	189		E. Oberg	4	0	0	0	0
472	T. Gamble (G)	72	0	1	1	22		Maxime Ouellet (G)	4	0	0	0	2
473	C. Maniago (G)	93	0	1	1	18		R. Parent	4	0	0	0	0
T-474	R. Miller (G)	96	0	1	1	2		N. Smith	4	0	0	0	0
	C. Ridley (G)	96	0	1	1	13	527	P. O'Neil	5	0	0	0	0
T-476	R. Bachman (G)	1	0	0	0	0	T-528	M. Brochu (G)	6	0	0	0	0
	M. Bannerman (G)	1	0	0	0	0		M. Fountain (G)	6	0	0	0	0
	K. Block	1	0	0	0	0		A. Gordon	6	0	0	0	0
	C. Brown	1	0	0	0	7		A. Grenier	6	0	0	0	2
	D. Dunbar	1	0	0	0	2		M. Mancari	6	0	0	0	0
	J. Eriksson (G)	1	0	0	0	0		B. Mason (G)	6	0	0	0	0
	Z. Fitzgerald	1	0	0	0	0		C. Schwab (G)	6	0	0	0	2
	A. Friesen	1	0	0	0	0		M. Sturm	6	0	0	0	2
	S. Hazlett	1	0	0	0	0	536	J. Perrault	7	0	0	0	0
	R. Homenuke	1	0	0	0	0	T-537	S. Butenschon	8	0	0	0	10
	B. Hurlburt	1	0	0	0	2		T. Hawkins	8	0	0	0	15
	M. Jokela	1	0	0	0	0		D. Morrison	8	0	0	0	0
	Brett MacDonald	1	0	0	0	0		Y. Sauve	8	0	0	0	0
	S. McKichan (G)	1	0	0	0	0		S. Washburn	8	0	0	0	2
	R. McVicar (G)	1	0	0	0	0	T-542	J. LaBarbera (G)	9	0	0	0	0
	T. Moss (G)	1	0	0	0	0		J. Rohlicek	9	0	0	0	8
	P. Ryan	1	0	0	0	2		D. Sabourin (G)	9	0	0	0	0
	H. Shinkaruk	1	0	0	0	0	545	J. Caron (G)	10	0	0	0	2
	G. Sobchuk	1	0	0	0	0	T-546	S. Brown	12	0	0	0	8
	S. Veysey	1	0	0	0	0		K. Ellacott (G)	12	0	0	0	0
T-496	R. Bawa	2	0	0	0	0		S. Pinizzotto	12	0	0	0	29
	B. Cook	2	0	0	0	0	T-549	J. Arbour	13	0	0	0	12
	B. Defazio	2	0	0	0	0		G. Desbiens	13	0	0	0	12
	B. Ferriero	2	0	0	0	0		A. Pedan	13	0	0	0	18
	P. Folco	2	0	0	0	0	552	L. Bolonchuk	15	0	0	0	6
	D. Gloor	2	0	0	0	0	T-553	M. Brown	16	0	0	0	77
	L. Gould	2	0	0	0	0		B. Bullock (G)	16	0	0	0	2
	B. Holloway	2	0	0	0	0		B. Glynn	16	0	0	0	12
	D. Josim	2	0	0	0	0		E. Weinrich	16	0	0	0	8
	D. MacIntyre (G)	2	0	0	0	0	557	N. McIver	18	0	0	0	59
	D. McLelland (G)	2	0	0	0	0	T-558	J. Hedberg (G)	21	0	0	0	10
	A. Michaud (G)	2	0	0	0	0		A. Raycroft (G)	21	0	0	0	4
	K. Primeau	2	0	0	0	4	560	K. Weekes (G)	31	0	0	0	0
	J. Schultz	2	0	0	0	0	561	C. Hodge (G)	35	0	0	0	0
	S. Stone	2	0	0	0	0	562	B. Essensa (G)	39	0	0	0	4
	A. Tezikov	2	0	0	0	0	563	A. Irbe (G)	41	0	0	0	2
T-512	R. Bonni	3	0	0	0	0	564	G. Gardner (G)	42	0	0	0	0
	J. Capuano	3	0	0	0	0	565	E. Dyck (G)	49	0	0	0	0
	R. Heinz (G)	3	0	0	0	0	566	K. Lockett (G)	55	0	0	0	8
	D. McCord	3	0	0	0	6	567	S. Weeks (G)	66	0	0	0	4
	Michel Ouellet	3	0	0	0	0	568	E. Lack (G)	82	0	0	0	2
	P. Pelletier	3	0	0	0	0							
	B. Sweatt	3	0	0	0	0							

CANUCKS

PLAYERS

IN THE SYSTEM

2015:16 REVIEW

OPPONENTS

HISTORY

ALL TIME RECORDS

PLAYOFFS

NHL

MEDIA SERVICES

ALL-TIME PLAYER RECORDS

GAMES

1	Henrik Sedin	1,166
2	Daniel Sedin	1,143
3	Trevor Linden	1,140
4	Stan Smyl	896
5	Markus Naslund	884
6	Harold Snepsts	781
7	Mattias Ohlund	770
8	Alex Burrows	767
9	Dennis Kearns	677
10	Doug Lidster	666

GOALS

1	Daniel Sedin	355
2	Markus Naslund	352
3	Trevor Linden	318
4	Stan Smyl	262
5	Pavel Bure	254
6	Tony Tanti	250
7	Henrik Sedin	222
8	Thomas Gradin	197
9	Todd Bertuzzi	188
10	Don Lever	186

ASSISTS

1	Daniel Sedin	748
2	Daniel Sedin	587
3	Trevor Linden	415
4	Stan Smyl	411
5	Markus Naslund	410
6	Thomas Gradin	353
7	Dennis Kearns	290
8	Andre Boudrias	267
9	Todd Bertuzzi	261
10	Brendan Morrison	257

PENALTY MINUTES

1	Gino Odjick	2,127
2	Garth Butcher	1,668
3	Stan Smyl	1,556
4	Harold Snepsts	1,446
5	Tiger Williams	1,324
6	Donald Brashear	1,159
7	Alex Burrows	1,013
8	Dana Murzyn	900
9	Kevin Bieksa	879
10	Todd Bertuzzi	822

GAME-WINNING GOALS

1	Daniel Sedin	78
2	Markus Naslund	49
3	Henrik Sedin	34
4	Trevor Linden	33
5	Pavel Bure	32
6	Brendan Morrison	30
7	Tony Tanti	29
8	Alex Burrows	27
9	Thomas Gradin	26
10	Ryan Kesler	25

POWER PLAY GOALS

1	Daniel Sedin	123
2	Markus Naslund	114
3	Tony Tanti	102
4	Trevor Linden	97
5	Todd Bertuzzi	79
6	Stan Smyl	74
7	Pavel Bure	69
8	Greg Adams	65
9	Ryan Kesler	61
10	Henrik Sedin	60

SHORTHANDED GOALS

1	Pavel Bure	24
2	Alex Burrows	17
3	Trevor Linden	15
T-4	Stan Smyl	13
	Alex Mogilny	13
6	Petri Skriko	11
7	Ryan Kesler	7
8	Matt Cooke	8
T-9	Henrik Sedin	7
	Thomas Gradin	7
	Brendan Morrison	7

HAT TRICKS

T-1	Markus Naslund	10
	Tony Tanti	10
3	Pavel Bure	9
4	Stan Smyl	7
5	Daniel Sedin	6
T-6	Todd Bertuzzi	5
	Petri Skriko	5
T-8	Trevor Linden	4
	Thomas Gradin	4
	Alex Mogilny	4
	Darcy Rota	4
	Bobby Schmutz	4

GOALTENDER

Games Played		
1	Kirk McLean	516
2	Roberto Luongo	448
3	Richard Brodeur	377
4	Dan Cloutier	208
5	Gary Smith	189
Wins		
1	Roberto Luongo	252
2	Kirk McLean	211
3	Richard Brodeur	126
4	Dan Cloutier	109
5	Gary Smith	72
Shutouts		
1	Roberto Luongo	38
2	Kirk McLean	20
3	Dan Cloutier	14
4	Gary Smith	11
5	Cory Schneider	9
AVG (Min. 50 GP)		
1	Cory Schneider	2.20
2	Roberto Luongo	2.36
3	Dan Cloutier	2.42
4	Eddie Lack	2.43
5	Ryan Miller	2.62

CENTRES

Rk.	Player	G	A	PTS
1	Henrik Sedin	222	748	970
2	Thomas Gradin	197	353	550
T-3	Ryan Kesler	182	211	393
T-3	Brendan Morrison	136	257	393
5	Andre Boudrias	121	267	388
6	Patrik Sundstrom	133	209	342
7	Cliff Ronning	112	216	328
8	Chris Oddleifson	85	180	265
9	Barry Pederson	60	137	197
10	Bobby Lalonde	72	117	189

RIGHT WING

Rk.	Player	G	A	PTS
1	Trevor Linden	318	415	733
2	Stan Smyl	262	411	673
3	Pavel Bure	254	224	478
4	Tony Tanti	250	220	470
5	Todd Bertuzzi	188	261	449
6	Alex Burrows	184	180	364
7	Alex Mogilny	139	169	308
8	Dennis Ververgaert	139	165	304
9	Jannik Hansen	99	123	222
T-10	Jim Sandlak	104	117	221
	Rick Blight	96	125	221

LEFT WING

Rk.	Player	G	A	PTS
1	Daniel Sedin	355	587	942
2	Markus Naslund	346	410	756
3	Don Lever	186	221	407
4	Petri Skriko	171	202	373
5	Greg G. Adams	179	190	369
6	Geoff Courtnall	102	144	246
7	Darcy Rota	120	116	236
8	Curt Fraser	92	114	206
9	Matt Cooke	83	120	203
10	Gerry O'Flaherty	98	95	193

DEFENCEMEN

Rk.	Player	G	A	PTS
1	Mattias Ohlund	93	232	325
T-2	Jyrki Lumme	83	238	321
	Dennis Kearns	31	290	321
4	Doug Lidster	65	242	307
5	Alex Edler	72	207	279
6	Kevin Bieksa	56	185	241
7	Sami Salo	74	162	236
8	Ed Jovanovski	57	177	234
9	Rick Lanz	56	171	227
10	Kevin McCarthy	51	148	199

ROOKIE

Rk.	Player	G	A	PTS
T-1	Pavel Bure	34	26	60
	Ivan Hlinka	23	37	60
3	Trevor Linden	30	29	59
4	Dennis Ververgaert	26	31	57
T-5	Rick Blight	25	31	56
	Dale Tallon	14	42	56
7	Dixon Ward	22	30	52

ALL-TIME PLAYER RECORDS

SEASON PLAYER RECORDS

Season	Goals	Assists	Points	Season	Goals	Assists	Points
1970.71	Paiement 34	Tallon 42	Boudrias 66	1991.92	Bure 34	Ronning 47	Linden 75
1971.72	Boudrias 27	Guevremont 38	Boudrias 61	1992.93	Bure 60*	Ronning 56	Bure 110
			Kurtenbach 61	1993.94	Bure 60*	Bure 47	Bure 107
1972.73	Schmautz 38	Boudrias 40	Schmautz 71	1994.95	Bure 20	R. Courtnall 24	Bure 43
1973.74	Schmautz 26	Boudrias 59	Boudrias 75	1995.96	Mogilny 55	Mogilny 52	Mogilny 107
	Ververgaert 26			1996.97	Gelinas 35	Mogilny 42	Mogilny 73
1974.75	Lever 38	Boudrias 62	Boudrias 78	1997.98	Bure 51	Bure 39	Bure 90
1975.76	Ververgaert 37	Kearns 46	Ververgaert 71	1998.99	Naslund 36	Messier 35	Naslund 66
		Oddleifson 46		1999.00	Naslund 27	Cassels 45	Naslund 65
1976.77	Blight 28	Kearns 55	Blight 68	2000.01	Naslund 41	Cassels 44	Naslund 75
1977.78	Walton 29	Kearns 43	Walton 66	2001.02	Naslund 40	Naslund 50	Naslund 90
1978.79	Sedlbauer 40	Gradin 31	Sedlbauer 56	2002.03	Naslund 48	Naslund 56	Naslund 104
		Kearns 31		2003.04	Naslund 35	Naslund 49	Naslund 84
1979.80	Smyl 31	Smyl 47	Smyl 78	2004.05	-	-	-
1980.81	Williams 35	Gradin 48	Gradin 69	2005.06	Carter 33	H. Sedin 57	Naslund 79
1981.82	Gradin 37	Gradin 49	Gradin 86	2006.07	D. Sedin 36	H. Sedin 71	D. Sedin 84
1982.83	Rota 42	Gradin 54	Smyl 88	2007.08	D. Sedin 29	H. Sedin 61	H. Sedin 76
1983.84	Tanti 45	Gradin 57	Sundstrom 91	2008.09	D. Sedin 31	H. Sedin 60	D. Sedin 82
1984.85	Tanti 39	Sundstrom 43	Sundstrom 68	2009.10	Burrows 35	H. Sedin 83*	H. Sedin 112*
1985.86	Tanti 39	Sundstrom 48	Skriko 78	2010.11	D. Sedin 41	H. Sedin 75	D. Sedin 104
1986.87	Tanti 41	Pederson 52	Tanti 79		Kesler 41		
1987.88	Tanti 40	Pederson 52	Tanti 77	2011.12	D. Sedin 30	H. Sedin 67	H. Sedin 81
1988.89	Linden 30	Reinhart 50	Skriko 66	2012.13	Burrows 13	H. Sedin 34	H. Sedin 45
	Skriko 30			2013.14	Kesler 25	H. Sedin 39	H. Sedin 50
1989.90	Adams 30	Reinhart 40	Quinn 63	2014.15	Vrbata 31	D. Sedin 56	D. Sedin 76
1990.91	Linden 33	Linden 37	Linden 70	2015.16	D. Sedin 28	H. Sedin 44	D. Sedin 61
	Courtnall 33						

*Club Record

SEASON PENALTY MINUTES & GOALTENDING RECORDS

Season	Penalty Minutes	Goaltender Avg (Min. 20 GP)	Wins	Season	Penalty Minutes	Goaltender Avg (Min. 20 GP)	Wins
1970.71	Paiement 152	Hodge 3.41	Hodge 15	1993.94	Odjick 271	McLean 2.99	McLean 23
1971.72	Schella 166	Wilson 3.61	Wilson 16	1994.95	Murzyn 129	McLean 2.75	McLean 18
1972.73	Schmautz 137	Wilson 3.94	Wilson 13	1995.96	Odjick 181	Hirsch 2.93	Hirsch 17
1973.74	Dailey 143	Smith 3.44	Smith 20	1996.97	Odjick 371	McLean 3.21	McLean 21
1974.75	Pratt 145	Smith 3.09	Smith 32	1997.98	Brashear 372	Irbe 2.73	Irbe 14
1975.76	Snepsts 125	Lockett 3.47	Smith 20	1998.99	Brashear 209	Snow 2.93	Snow 20
1976.77	Snepsts 149	Maniago 3.36	Maniago 17	1999.00	Brashear 136	Potvin 2.59	Potvin 12
1977.78	McIlhargey 172	Maniago 4.02	Maniago 10	2000.01	Brashear 145	Essensa 2.68	Essensa 18
1978.79	Snepsts 130	Hanlon 3.10	Hanlon 12	2001.02	Cooke 111	Skudra 2.42	Cloutier 31
1979.80	Smyl 204	Hanlon 3.47	Hanlon 12	2002.03	Bertzuzzi 144	Cloutier 2.42	Cloutier 33
1980.81	Williams 343	Brodeur 3.51	Brodeur 17	2003.04	May 137	Cloutier 2.27	Cloutier 33
1981.82	Williams 341	Brodeur 3.35	Brodeur 20	2004.05	-	-	-
1982.83	Williams 265	Brodeur 3.79	Brodeur 21	2005.06	Ruutu 142	Auld 2.94	Auld 33
1983.84	Williams 294	Brodeur 4.01	Garrett 14	2006.07	Bieksa 134	Luongo 2.29	Luongo 47*
1984.85	Butcher 152	Brodeur 4.67	Brodeur 16	2007.08	Burrows 179	Luongo 2.38	Luongo 35
1985.86	Butcher 188	Young 3.58	Brodeur 19	2008.09	O'Brien 196	Luongo 2.34	Luongo 33
1986.87	Butcher 207	Brodeur 3.59	Brodeur 20	2009.10	Hordichuk 142	Raycroft 2.42	Luongo 40
1987.88	Butcher 285	McLean 3.71	McLean 11	2010.11	Torres 78	Luongo 2.11	Luongo 38
1988.89	Butcher 227	Weeks 2.98	McLean 20	2011.12	Lapierre 130	Schneider 1.96	Luongo 31
1989.90	Stern 208	McLean 3.47	McLean 21	2012.13	Burrows 54	Schneider 2.11	Schneider 17
1990.91	Odjick 296	Gamble 3.45	Gamble 16	2013.14	Sestito 213	Luongo 2.38	Luongo 19
1991.92	Odjick 348	McLean 2.74	McLean 38	2014.15	Dorsett 175	Lack 2.45	Miller 29
1992.93	Odjick 370	Whitmore 3.10	McLean 28	2015.16	Dorsett 177	Miller 2.70	Miller 17

*Club Record

ALL-TIME PLAYER RECORDS

GOALTENDING RECORDS

Goaltender	GPI	MINS	GA	SO	Avg	W-L-T	Goaltender	GPI	MINS	GA	SO	Avg	W-L-T
Kirk McLean	516	29,989	1637	20	3.28	211-228-59	Bob Essensa	39	2,059	92	1	2.68	18-12-3
Roberto Luongo	448	26,170	1,030	38	2.36	252-137-50	Charlie Hodge	35	1,967	112	0	3.42	15-13-5
Richard Brodeur	377	21,548	1,389	6	3.87	126-172-62	Curtis Sanford	35	1,652	74	1	2.71	11-11-1
Dan Cloutier	208	12,010	485	14	2.42	109-68-24	Kevin Weekes	31	1,519	81	1	3.20	6-15-5
Gary Smith	189	10,304	572	11	3.33	72-81-23	Wendell Young	30	1,443	96	0	3.99	5-15-4
Dunc Wilson	148	7,919	518	2	3.93	34-86-12	Andrew Raycroft	21	967	39	1	2.42	9-5-1
Glen Hanlon	137	7,770	461	5	3.56	43-66-21	Johan Hedberg	21	1,098	46	3	2.51	8-6-2
Garth Snow	109	5,717	273	6	2.87	33-52-11	Bruce Bullock	16	927	74	0	4.79	3-9-3
Frank Caprice	102	5,589	391	1	4.20	31-47-11	Sean Burke	16	838	49	0	3.51	2-9-4
Cory Hirsch	101	5,434	283	4	3.12	32-42-13	Ken Ellacott	12	555	41	0	4.43	2-3-4
Cory Schneider	98	5,372	197	9	2.20	55-26-8	Jacques Caron	10	465	38	0	4.90	2-5-1
Ryan Miller	96	5,586	244	7	2.62	46-39-10	Jason LaBarbera	9	451	20	0	2.66	3-2-2
Curt Ridley	96	5,183	328	1	3.80	25-44-16	Dany Sabourin	9	479	21	0	2.63	2-4-1
Cesare Maniago	93	5,269	323	2	3.68	27-45-17	Bob Mason	6	353	29	0	4.93	2-4-0
Eddie Lack	82	4,643	188	6	2.43	34-30-9	Corey Schwab	6	269	16	0	3.57	2-1-1
Alex Auld	81	4,650	213	1	2.75	39-31-8	Mike Fountain	6	245	14	1	3.43	2-2-0
Kay Whitmore	74	4,296	244	1	3.40	36-28-6	Martin Brochu	6	216	15	0	4.17	0-3-0
Gary Bromley	73	3,982	241	3	3.63	25-27-14	Mike Noronen	4	170	10	0	3.52	1-1-0
Troy Gamble	72	3,804	229	1	3.61	22-29-9	Maxime Ouellet	4	222	12	0	3.25	0-2-1
Felix Potvin	69	3,972	188	1	2.84	26-30-10	Rick Heinz	3	180	9	1	3.00	2-1-0
Steve Weeks	66	3,808	218	0	3.43	19-34-11	D. McClelland	2	120	10	0	5.00	1-1-0
John Garrett	56	2,994	205	1	4.11	22-21-5	Drew MacIntyre	2	61	3	0	2.95	0-1-0
Ken Lockett	55	2,348	131	2	3.35	13-15-8	Alfie Michaud	2	69	5	0	4.35	0-1-0
Ed Dyck	49	2,453	178	1	4.54	8-28-5	Joaquim Eriksson	1	36	6	0	9.99	0-0-0
Peter Skudra	46	2,358	101	2	2.57	19-13-8	Tyler Moss	1	22	1	0	2.50	0-0-0
George Gardner	42	2,159	138	0	3.83	9-22-4	M. Bannerman	1	20	0	0	0.00	0-0-0
Arturs Irbe	41	1,999	91	2	2.73	14-11-6	Steve McKichan	1	20	2	0	6.00	0-0-0
Jacob Markstrom	40	2,126	98	0	2.77	15-17-4	Rob McVicar	1	3	0	0	0.00	0-0-0

CANUCKS MOST PRODUCTIVE MONTHS

Player	Month	GP	Points	Player	Month	GP	Points
Stan Smyl	Mar. 1983	16	10-21-31	Petr Nedved	Nov. 1992	15	12-9-21
Pavel Bure	Mar. 1994	16	19-11-30	Barry Pederson	Jan. 1988	15	5-16-16
Darcy Rota	Mar. 1983	16	15-15-30	Pavel Bure	Nov. 1997	13	8-13-21
Thomas Gradin	Mar. 1983	16	11-16-27	Daniel Sedin	Dec. 2010	14	7-13-20
Henrik Sedin	Jan. 2010	13	6-19-25	Daniel Sedin	Mar. 2007	15	9-11-20
Henrik Sedin	Dec. 2009	15	5-20-25	Alex Mogilny	Jan. 1996	12	11-9-20
Alex Mogilny	Feb. 1996	13	12-13-25	Patrik Sundstrom	Oct. 1983	12	7-13-20
Henrik Sedin	Mar. 2010	15	4-20-24	Ryan Kesler	Dec. 2010	14	9-10-19
Pavel Bure	Nov. 1992	15	16-8-24	Henrik Sedin	Mar. 2009	15	7-12-19
Patrik Sundstrom	Feb. 1984	15	13-11-24	Henrik Sedin	Mar. 2007	15	2-17-19
Tony Tanti	Oct. 1983	12	13-10-23	Dan Quinn	Feb. 1990	14	13-6-19
Geoff Courtnall	Nov. 1992	15	5-18-23	Pavel Bure	Jan. 1994	13	13-6-19
Henrik Sedin	Dec. 2011	15	2-20-22	Petri Skriko	Nov. 1983	14	10-9-19
Henrik Sedin	Dec. 2010	14	7-15-22	Greg Adams	Nov. 1987	14	9-10-19
Daniel Sedin	Mar. 2010	15	8-14-22	Todd Bertuzzi	Jan. 2002	14	7-12-19
Alex Burrows	Jan. 2010	13	15-7-22	Barry Pederson	Nov. 1986	14	7-12-19
Daniel Sedin	Jan. 2010	13	6-16-22	Stan Smyl	Feb. 1980	12	5-14-19
Daniel Sedin	Dec. 2009	15	9-13-22	Daniel Sedin	Nov. 2015	14	8-10-18
Petri Skriko	Nov. 1986	14	14-8-22	Radim Vrbata	Mar. 2015	16	9-9-18
Tony Tanti	Jan. 1988	15	13-9-22	Daniel Sedin	Mar. 2009	15	5-13-18
Pavel Bure	Jan. 1992	14	12-10-22	Henrik Sedin	Oct. 2013	15	3-15-18
Petri Skriko	Mar. 1987	12	10-12-22	Daniel Sedin	Dec. 2006	13	9-9-18
Todd Bertuzzi	Mar. 2002	14	11-11-22	Ivan Hlinka	Nov. 1982	14	8-10-18
Daniel Sedin	Mar. 2011	15	9-12-21	Petri Skriko	Jan. 1988	13	8-10-18
Markus Naslund	Jan. 2002	14	8-13-21	Trevor Linden	Dec. 1995	13	7-11-18
				Per-Olov Brasar	Mar. 1981	13	6-12-18
				Thomas Gradin	Mar. 1982	13	6-12-18
				Paul Reinhart	Oct. 1989	13	5-13-18

ALL-TIME PENALTY SHOTS

CANUCKS POINT STREAKS

Rank	Player	Date	GP	Points
T-1	Nedved	Nov. 19/92	Dec. 27/92	15 15-9-24
	Bertuzzi	Jan. 3/02	Feb. 4/02	15 7-12-19
3	Rota	Mar. 2/83	Mar. 29/83	14 15-15-30
T-4	Kesler	Feb. 6/10	Mar. 14/10	13 6-9-15
	Smyl	Feb. 27/83	Mar. 23/83	13 8-19-27
	Bure	Jan. 4/93	Jan. 30/93	13 12-10-22
T-7	Burrows	Dec. 31/09	Jan. 25/10	12 13-6-19
	H. Sedin	Oct. 12/13	Nov. 5/13	12 3-11-14
	Gradin	Feb. 27/83	Mar. 21/83	12 10-16-26
	Bure	Mar. 9/94	Apr. 1/94	12 16-8-24
	Smyl	Feb. 7/80	Mar. 4/80	12 5-17-22
	Bure	Feb. 8/94	Mar. 4/94	12 11-10-21
	Semenov	Nov. 6/92	Nov. 26/92	12 1-16-17
	Bertuzzi	Jan. 17/03	Feb. 13/03	12 6-8-14
T-15	D. Sedin	Feb. 12/10	Mar. 16/10	11 3-14-17
	Tanti	Oct. 5/83	Oct. 28/83	11 13-10-23
	Kearns	Feb. 27/77	Mar. 20/77	11 1-19-20
	Mogilny	Nov. 3/95	Nov. 23/95	11 9-8-17
	Bubla	Oct. 12/83	Nov. 5/83	11 1-11-12

T-20	D. Sedin	Nov. 24/10	Dec. 18/10	10 4-10-14
	Burrows	Jan. 22/11	Feb. 14/11	10 8-4-12
	H. Sedin	Dec. 22/09	Jan. 11/10	10 5-15-20
	Bure	Nov. 11/97	Dec. 1/97	10 8-8-16
	Mogilny	Jan. 22/96	Feb. 9/96	10 9-6-15

STREAKS TO START SEASON

Rank	Player	Month	GP	Points
1	Tanti	Oct. 5/83	Oct. 28/83	11 13-10-23
2	D. Sedin	Oct. 9/10	Oct. 26/10	9 7-5-12
T-3	Linden	Oct. 9/95	Oct. 25/95	8 5-7-12
	Walton	Oct. 12/77	Oct. 29/77	8 6-6-12
5	Pederson	Oct. 6/88	Oct. 18/88	7 3-4-7
6	H. Sedin	Oct. 9/10	Oct. 19/10	6 0-9-9
7	Boudrias	Oct. 9/74	Oct. 19/74	5 0-9-9
T-8	Ververgaert	Oct. 9/74	Oct. 19/74	5 5-2-7
	Lever	Oct. 9/74	Oct. 19/74	5 3-4-7
	D. Sedin	Oct. 8/14	Oct. 21/14	5 1-7-8
T-10	D. Sedin	Oct. 5/07	Oct. 13/07	5 4-3-7
	Tanti	Oct. 11/84	Oct. 18/84	5 4-1-5
	Tannahill	Oct. 7/78	Oct. 17/78	5 2-3-5

CANUCKS PENALTY SHOTS (Scored on 20 of 54 opportunities)

Player	Date	Goaltender	Result	Score
Andre Boudrias	Mar. 9/73	Roger Crozier	GOAL	BUF 2 @ VAN 5
Ron Sedlbauer	Nov. 19/77	Billy Smith	no goal	VAN 2 @ NYI 9
Ron Sedlbauer	Mar. 7/78	Greg Resch	no goal	VAN 2 @ NYI 5
Ron Sedlbauer	Mar. 2/79	Greg Inness	no goal	WSH 6 @ VAN 2
Harold Snepsts	Feb. 2/80	Gilles Meloche	GOAL	VAN 5 @ MIN 4
Thomas Gradin	Feb. 11/82	Gilles Gilbert	GOAL	VAN 4 @ DET 4
Ivan Hlinka	Feb. 11/82	Gilles Gilbert	GOAL	VAN 4 @ DET 4
Stan Smyl	Jan. 16/87	Mike Vernon	GOAL	CGY 5 @ VAN 9
Greg Adams	Jan. 7/88	Alain Chevrier	no goal	VAN 6 @ NJ 3
Greg Adams	Jan. 9/89	Alan Bester	no goal	VAN 0 @ TOR 3
Greg Adams	Dec. 10/89	Jacques Cloutier	no goal	VAN 1 @ CHI 7
Gino Odjick	Oct. 19/91	Mike Vernon	GOAL	CGY 2 @ VAN 5
Greg Adams	Dec. 1/91	Bill Ranford	no goal	VAN 0 @ EDM 7
Greg Adams	Jan. 25/92	Curtis Joseph	no goal	VAN 1 @ STL 0
Pavel Bure	Feb. 17/92	John Vanbiesbrouck	no goal	VAN 3 @ NYR 3
Pavel Bure	Feb. 28/92	Rick Tabaracci	GOAL	WPG 3 @ VAN 5
Pavel Bure	Oct. 6/93	Kelly Hrudey	no goal	VAN 5 @ LA 2
Geoff Courtnall	Mar. 21/95	Damian Rhodes	no goal	TOR 1 @ VAN 3
Mike Sillinger	Jan. 14/97	Mark Fitzpatrick	GOAL	FLA 4 @ VAN 4
Pavel Bure	Nov. 12/97	Mike Vernon	GOAL	VAN 5 @ SJ 2
Alex Mogilny	Dec. 1/97	Chris Osgood	GOAL	DET 3 @ VAN 3
Pavel Bure	Jan. 26/98	Nikolai Khabibulin	GOAL	VAN 2 @ PHX 4
Pavel Bure	Feb. 28/98	Damian Rhodes	GOAL	OTT 4 @ VAN 6
Markus Naslund	Dec. 19/98	Mike Dunham	GOAL	NSH 6 @ VAN 4
Andrew Cassels	Nov. 30/99	Patrick Roy	no goal	COL 4 @ VAN 2
Andrew Cassels	Mar. 18/01	Norm Maracle	no goal	VAN 5 @ ATL 3
Markus Naslund	Oct. 18/01	Curtis Joseph	GOAL	TOR 6 @ VAN 5
Markus Naslund	Mar. 21/02	Chris Osgood	no goal	VAN 2 @ NYI 3
Daniel Sedin	Jan. 17/04	Jean-Sebastien Giguere	no goal	ANA 2 @ VAN 1
Jarkko Ruutu	Feb. 13/04	Pasi Nurminen	GOAL	ATL 4 @ VAN 1
Trevor Linden	Nov. 20/05	Ilya Bryzgalov	GOAL	VAN 3 @ ANA 2
Alex Burrows	Jan. 5/06	Craig Anderson	no goal	VAN 3 @ CHI 2
Jarkko Ruutu	Jan. 5/06	Craig Anderson	GOAL	VAN 3 @ CHI 2
Alex Burrows	Feb. 3/06	Miikka Kiprusoff	no goal	VAN 3 @ CGY 1
Daniel Sedin	Mar. 8/07	Curtis Joseph	no goal	VAN 4 @ PHX 2
Henrik Sedin	Nov. 27/07	Jonas Hiller	no goal	ANA 0 @ VAN 4
Markus Naslund	Feb. 1/08	Tomos Vokoun	no goal	VAN 3 @ FLA 4
Daniel Sedin	Feb. 10/08	Nikolai Khabibulin	no goal	CHI 2 @ VAN 3
Markus Naslund	Mar. 15/08	Marty Turco	no goal	VAN 4 @ DAL 3
Taylor Pyatt	Nov. 12/08	Peter Budaj	GOAL	COL 2 @ VAN 1
Pavol Demitra	Mar. 27/09	Andrew Raycroft	no goal	VAN 4 @ COL 1
Mason Raymond	Jan. 7/10	Ilya Bryzgalov	no goal	PHX 0 @ VAN 4
Henrik Sedin	Nov. 1/10	Martin Brodeur	GOAL	NJ 0 @ VAN 3
Alex Burrows	Mar. 8/11	Ilya Bryzgalov	no goal	VAN 4 @ PHX 3(OT)
Daniel Sedin	Mar. 25/11	Chris Mason	no goal	DAL 3 @ ATL 1
Zack Kassian	Mar. 6/12	Richard Bachman	no goal	VAN 5 @ VAN 2
David Booth	Apr. 3/12	Jonas Hiller	no goal	ANA 4 @ VAN 5(SO)
Alex Burrows	Jan. 25/13	Jonas Hiller	no goal	VAN 5 @ ANA 0
Henrik Sedin	Mar. 14/13	Chris Mason	GOAL	NSH 4 @ VAN 7
Jannik Hansen	Mar. 16/13	Jimmy Howard	no goal	DET 5 @ VAN 2
Jannik Hansen	Nov. 22/13	Sergei Bobrovsky	no goal	CBJ 2 @ VAN 6
David Booth	Feb. 3/14	Jimmy Howard	no goal	VAN 0 @ DET 2
Alex Burrows	Oct. 29/15	Antti Niemi	GOAL	VAN 3 @ DAL 4
Radim Vrbata	Nov. 22/15	Cory Schneider	no goal	NJ 3 @ VAN 2

CANUCKS PENALTY SHOTS

OPPOSITION PENALTY SHOTS (Scored on 20 of 63 opportunities)

Player	Date	Goaltender	Result	Score				
P. Andrea	Nov. 5/70	Dunc Wilson	NO GOAL	VAN	4	@	BUF	1
G. Charron	Feb. 29/72	Ed Dyck	NO GOAL	VAN	2	@	DET	8
S. Atkinson	Feb. 1/75	Ken Lockett	goal	WSH	2	@	VAN	5
D. Murdoch	Nov. 3/76	Curt Ridley	goal	NYR	6	@	VAN	1
D. Savard	Jan. 10/82	Richard Brodeur	NO GOAL	VAN	2	@	CHI	3
B. Propp	Jan. 4/83	Ken Ellacott	goal	VAN	1	@	PHI	4
W. Gretzky	Jan. 19/83	Richard Brodeur	goal	VAN	4	@	EDM	9
B. Ashton	Dec. 11/88	Kirk McLean	goal	WPG	6	@	VAN	8
J. Nieuwendyk	Dec. 16/88	Steve Weeks	goal	CGY	5	@	VAN	3
M. Donnelly	Nov. 12/92	Kirk McLean	goal	VAN	4	@	LA	7
A. Kovalenko	Dec. 4/93	Kirk McLean	goal	VAN	1	@	QUE	3
B. Gilchrist	Jan. 27/94	Kirk McLean	NO GOAL	DAL	3	@	VAN	2
R. Niedermayer	Mar. 13/97	Corey Hirsch	NO GOAL	VAN	4	@	FLA	5
H. Dominichelli	Feb. 27/98	Arturs Irbe	goal	VAN	4	@	CGY	4
O. Nolan	Dec. 26/98	Garth Snow	NO GOAL	VAN	0	@	SJ	2
M. Rucinsky	Jan. 2/99	Corey Hirsch	NO GOAL	MTL	2	@	VAN	1
P. Kariya	Feb. 20/99	Corey Hirsch	goal	ANA	5	@	VAN	1
M. Sushinsky	Nov. 26/00	Felix Potvin	NO GOAL	VAN	2	@	MIN	4
B. Hull	Jan. 22/01	Felix Potvin	NO GOAL	VAN	1	@	DAL	2
D. Bylsma	Dec. 12/01	Dan Cloutier	NO GOAL	VAN	1	@	ANA	0
S. Roest	Mar. 2/02	Dan Cloutier	goal	MIN	3	@	VAN	6
M. Sillinger	Mar. 14/02	Dan Cloutier	NO GOAL	VAN	5	@	CBJ	1
B. Morrow	Nov. 6/02	Dan Cloutier	goal	VAN	0	@	DAL	4
T. Holmstrom	Jan. 19/03	Dan Cloutier	NO GOAL	VAN	4	@	DET	1
A. Laaksonen	Oct. 18/03	Johan Hedberg	NO GOAL	VAN	2	@	MIN	2
E. Nickulas	Nov. 6/03	Dan Cloutier	NO GOAL	VAN	2	@	STL	3
O. Saprykin	Dec. 26/03	Dan Cloutier	NO GOAL	VAN	2	@	CGY	0
J. Iginla	Jan. 3/04	Alex Auld	NO GOAL	VAN	3	@	CGY	1
A. Laaksonen	Feb. 19/04	Dan Cloutier	goal	VAN	2	@	MIN	6
P. Demitra	Feb. 28/04	Johan Hedberg	NO GOAL	STL	0	@	VAN	2
P.M. Bouchard	Oct. 12/05	Dan Cloutier	goal	VAN	0	@	MIN	6
C. Kobasew	Nov. 7/05	Alex Auld	NO GOAL	VAN	3	@	CGY	4
S. Doan	Nov. 26/05	Alex Auld	NO GOAL	VAN	1	@	PHX	2
R. Nash	Feb. 6/06	Alex Auld	NO GOAL	CBJ	4	@	VAN	7
B. Rolston	Nov. 2/06	Roberto Luongo	goal	VAN	2	@	MIN	5
E. Staal	Dec. 8/06	Roberto Luongo	NO GOAL	CAR	3	@	VAN	4
S. Crosby	Dec. 8/07	Roberto Luongo	NO GOAL	PIT	2	@	VAN	1
M. Nylander	Oct. 13/08	Roberto Luongo	goal	VAN	1	@	WSH	5
S. Gagner	Oct. 25/08	Roberto Luongo	NO GOAL	EDM	3	@	VAN	6
A. Frolov	Oct. 30/08	Roberto Luongo	NO GOAL	VAN	4	@	LA	0
P. Sharp	Mar. 29/09	Roberto Luongo	NO GOAL	VAN	4	@	CHI	0
A. Semin	Dec. 18/09	Roberto Luongo	NO GOAL	WSH	2	@	VAN	3
M. Paajarvi	Dec. 12/10	Roberto Luongo	NO GOAL	VAN	2	@	EDM	1
J. Neal	Dec. 31/10	Cory Schneider	NO GOAL	VAN	4	@	DAL	1
K. Porter	Jan. 18/11	Roberto Luongo	NO GOAL	VAN	3	@	COL	4
T. Hartikainen	Apr. 2/11	Cory Schneider	NO GOAL	EDM	4	@	VAN	1
M. Mayorov	Oct. 10/11	Cory Schneider	NO GOAL	VAN	3	@	CBJ	2
M. Knuble	Oct. 29/11	Roberto Luongo	goal	WSH	4	@	VAN	7
D. Paille	Jan. 7/12	Cory Schneider	NO GOAL	VAN	4	@	BOS	3
M. Ribeiro	Mar. 22/12	Cory Schneider	NO GOAL	VAN	2	@	DAL	1
T. Hall	Feb. 4/13	Roberto Luongo	NO GOAL	VAN	3	@	EDM	2 (OT)
M. Pacioretty	Oct. 12/13	Roberto Luongo	NO GOAL	MTL	4	@	VAN	1
B. Sutter	Oct. 19/13	Roberto Luongo	NO GOAL	VAN	3	@	PIT	4
A. Ovechkin	Oct. 28/13	Roberto Luongo	NO GOAL	WSH	2	@	VAN	3
M. Pacioretty	Feb. 6/14	Roberto Luongo	NO GOAL	VAN	2	@	MTL	5
M. Pacioretty	Feb. 6/14	Roberto Luongo	NO GOAL	VAN	2	@	MTL	5
E. Kane	Mar. 12/14	Eddie Lack	NO GOAL	VAN	3	@	WPG	2
M. St. Louis	Dec. 13/14	Ryan Miller	NO GOAL	NYR	5	@	VAN	1
J. Pavelski	Dec. 30/14	Ryan Miller	NO GOAL	VAN	3	@	SJ	1
J. Thornton	Dec. 30/14	Ryan Miller	goal	VAN	3	@	SJ	1
P. Kessel	Mar. 14/15	Eddie Lack	goal	TOR	1	@	VAN	4
Michael Grabner	Nov. 14/15	Ryan Miller	NO GOAL	VAN	2	@	TOR	4
Dan Boyle	Dec. 9/15	Ryan Miller	goal	NYR	1	@	VAN	2

CANUCKS

PLAYERS

IN THE SYSTEM

2015/16 REVIEW

OPPONENTS

HISTORY

ALL TIME RECORDS

PLAYOFFS

NHL

MEDIA SERVICES

CANUCKS SHUTOUTS

CANUCKS SHUTOUTS

No.	Date	Opponent	Score	Goaltender
1971.72				
1	Oct. 27	@ Toronto	0-0	Dunc Wilson
1972.73				
2	Jan. 9	St. Louis	3-0	Dunc Wilson
3	Feb. 16	Atlanta	5-0	Ed Dyck
1973.74				
4	Oct. 23	Atlanta	3-0	Gary Smith
5	Mar. 15	Atlanta	3-0	Gary Smith
6	Mar. 31	California	7-0	Gary Smith
1974.75				
7	Oct. 20	@ NY Rangers	1-0	Gary Smith
8	Oct. 29	Detroit	7-0	Gary Smith
9	Nov. 12	Chicago	1-0	Gary Smith
10	Nov. 30	NY Islanders	3-0	Gary Smith
11	Dec. 10	California	3-0	Gary Smith
12	Feb. 11	Kansas City	4-0	Gary Smith
13	Apr. 1	California	7-0	Ken Lockett
14	Apr. 2	@ California	3-0	Ken Lockett
1975.76				
15	Nov. 25	Buffalo	4-0	Gary Smith
16	Feb. 20	Minnesota	7-0	Gary Smith
17	Apr. 2	@ California	5-0	Curt Ridley
1976.77				
18	Mar. 10	Chicago	5-0	Cesare Maniago
1977.78				
19	Nov. 20	@ NY Rangers	3-0	Cesare Maniago
1978.79				
20	Nov. 1	@ Chicago	1-0	Glen Hanlon
21	Dec. 5	Atlanta	3-0	Glen Hanlon
22	Dec. 23	Los Angeles	2-0	Glen Hanlon
23	Feb. 22	Colorado	3-0	Gary Bromley
24	Mar. 31	@ Colorado	2-0	Gary Bromley
1979.80				
25	Apr. 1	Edmonton	5-0	Gary Bromley
1980.81				
26	Mar. 1	Hartford	3-0	Glen Hanlon
1981.82				
27	Oct. 28	Washington	3-0	Richard Brodeur
28	Dec. 2	Minnesota	5-0	Glen Hanlon
29	Mar. 28	Winnipeg	5-0	Rick Heinz
30	Apr. 3	@ Los Angeles	6-0	Richard Brodeur
1982.83				
31	Mar. 2	@ Winnipeg	3-0	John Garrett
1983.84				
32	Jan. 15	Hartford	5-0	Frank Caprice
33	Jan. 27	Philadelphia	4-0	Richard Brodeur
1985.86				
34	Oct. 23	@ Detroit	5-0	Richard Brodeur
35	Nov. 11	Detroit	5-0	Richard Brodeur
1986.87				
36	Nov. 18	Calgary	5-0	Richard Brodeur
1987.88				
37	Feb. 17	Pittsburgh	5-0	Kirk McLean
1988.89				
38	Oct. 19	@ New Jersey	4-0	Kirk McLean
39	Feb. 21	St. Louis	2-0	Kirk McLean
40	Mar. 8	Winnipeg	3-0	Kirk McLean
41	Mar. 16	Edmonton	3-0	Kirk McLean
1990.91				
42	Oct. 12	St. Louis	4-0	Troy Gamble

No.	Date	Opponent	Score	Goaltender
1991.92				
43	Nov. 10	NY Islanders	6-0	Kirk McLean
44	Nov. 16	San Jose	1-0	Kirk McLean
45	Dec. 4	@ Montreal	3-0	Kirk McLean
46	Jan. 25	@ St. Louis	1-0 OT	Kirk McLean
47	Mar. 1	Calgary	11-0	Kirk McLean
1992.93				
48	Nov. 21	Edmonton	9-0	Kirk McLean
49	Dec. 31	Los Angeles	4-0	Kirk McLean
50	Jan. 4	Tampa Bay	7-0	Kirk McLean
51	Apr. 4	@ Ottawa	3-0	Kay Whitmore
1993.94				
52	Nov. 10	Los Angeles	4-0	Kirk McLean
53	Nov. 16	St. Louis	3-0	Kirk McLean
54	Mar. 3	@ St. Louis	4-0	Kirk McLean
1994.95				
55	Apr. 11	Anaheim	5-0	Kirk McLean
1995.96				
56	Jan. 15	@ Boston	6-0	Corey Hirsch
57	Mar. 3	@ Buffalo	3-0	Kirk McLean
58	Apr. 13	Calgary	5-0	Kirk McLean
1996.97				
59	Nov. 14	@ New Jersey	3-0	Mike Fountain
60	Nov. 19	Dallas	2-0	Corey Hirsch
61	Dec. 15	@ St. Louis	8-0	Corey Hirsch
1997.98				
62	Oct. 13	Edmonton	3-0	Kirk McLean
63	Dec. 15	Los Angeles	7-0	Arturs Irbe
64	Dec. 18	@ San Jose	0-0 OT	Arturs Irbe
1998.99				
65	Oct. 23	@ Florida	5-0	Garth Snow
66	Nov. 19	@ Colorado	5-0	Garth Snow
67	Jan. 10	Dallas	2-0	Corey Hirsch
68	Feb. 26	Carolina	1-0	Garth Snow
69	Mar. 11	@ Phoenix	3-0	Garth Snow
70	Mar. 29	Phoenix	1-0	Garth Snow
71	Apr. 12	@ Calgary	2-0	Garth Snow
1999.00				
72	Oct. 24	@ NY Rangers	3-0	Kevin Weekes
2000.01				
73	Oct. 14	Buffalo	4-0	Felix Potvin
74	Feb. 8	San Jose	0-0 OT	Bob Essensa
2001.02				
75	Oct. 13	Colorado	4-0	Dan Cloutier
76	Nov. 1	Montreal	4-0	Dan Cloutier
77	Nov. 11	@ Minnesota	5-0	Dan Cloutier
78	Dec. 12	@ Anaheim	1-0	Dan Cloutier
79	Dec. 15	Detroit	3-0	Dan Cloutier
80	Jan. 26	@ Calgary	2-0	Peter Skudra
81	Mar. 12	@ Nashville	5-0	Dan Cloutier
82	Mar. 26	Los Angeles	4-0	Dan Cloutier
2002.03				
83	Oct. 10	@ Calgary	3-0	Dan Cloutier
84	Jan. 26	Phoenix	1-0	Peter Skudra
85	Feb. 25	Atlanta	8-0	Dan Cloutier
86	Mar. 23	Washington	6-0	Alex Auld
2003.04				
87	Oct. 11	Edmonton	3-0	Johan Hedberg
88	Dec. 20	@ Edmonton	3-0	Dan Cloutier
89	Dec. 26	@ Calgary	2-0	Dan Cloutier
90	Feb. 5	@ New Jersey	4-0	Dan Cloutier
91	Feb. 16	@ Colorado	1-0	Dan Cloutier
92	Feb. 28	St. Louis	2-0	Johan Hedberg
93	Mar. 6	@ Columbus	4-0	Johan Hedberg
94	Mar. 24	Los Angeles	1-0	Dan Cloutier

CANUCKS/OPPONENT SHUTOUTS

No.	Date	Opponent	Score	Goaltender
2004.05				
Work stoppage				
2006.07				
95	Oct. 25	@ Chicago	5-0	Roberto Luongo
96	Nov. 28	Columbus	1-0	Roberto Luongo
97	Jan. 16	@ Montreal	4-0	Roberto Luongo
98	Mar. 21	Nashville	2-0	Roberto Luongo
99	Mar. 27	@ Colorado	3-0	Roberto Luongo
2007.08				
100	Nov. 14	@ Edmonton	0-1 SO	Roberto Luongo
101	Nov. 25	Chicago	2-0	Roberto Luongo
102	Nov. 27	Anaheim	4-0	Roberto Luongo
103	Nov. 29	Columbus	2-0	Roberto Luongo
104	Dec. 18	New Jersey	5-0	Roberto Luongo
105	Jan. 3	NY Rangers	3-0	Roberto Luongo
2008.09				
106	Oct. 9	Calgary	6-0	Roberto Luongo
107	Oct. 30	@ Los Angeles	4-0	Roberto Luongo
108	Nov. 4	Nashville	4-0	Roberto Luongo
109	Nov. 6	Phoenix	1-0	Roberto Luongo
110	Nov. 8	Minnesota	2-0	Roberto Luongo
111	Dec. 28	Ottawa	3-0	Curtis Sanford
112	Mar. 19	St. Louis	3-0	Roberto Luongo
113	Mar. 29	@ Chicago	4-0	Roberto Luongo
114	Apr. 9	Los Angeles	1-0	Roberto Luongo
115	Apr. 11	@ Colorado	1-0 OT	Roberto Luongo
2009.10				
116	Oct. 25	Edmonton	2-0	Roberto Luongo
117	Nov. 1	Colorado	3-0	Andrew Raycroft
118	Dec. 3	@ Philadelphia	3-0	Roberto Luongo
119	Jan. 7	Phoenix	4-0	Roberto Luongo
120	Feb. 11	@ Florida	3-0	Roberto Luongo
2010.11				
121	Nov. 1	New Jersey	3-0	Roberto Luongo
122	Dec. 3	@ Chicago	3-0	Roberto Luongo
123	Feb. 2	@ Phoenix	6-0	Roberto Luongo
124	Mar. 6	@ Anaheim	3-0	Cory Schneider
125	Apr. 7	Minnesota	5-0	Roberto Luongo

No.	Date	Opponent	Score	Goaltender
2011.12				
126	Nov. 23	@ Colorado	3-0	Cory Schneider
127	Nov. 25	@ Phoenix	5-0	Cory Schneider
128	Dec. 6	Colorado	6-0	Roberto Luongo/ Cory Schneider*
2012.13				
129	Dec. 19	Minnesota	4-0	Roberto Luongo
130	Jan. 4	Minnesota	3-0	Roberto Luongo
131	Mar. 1	St. Louis	2-0	Roberto Luongo
132	Mar. 26	Los Angeles	1-0 SO	Roberto Luongo
133	Mar. 28	Colorado	1-0	Cory Schneider
134	Apr. 7	Edmonton	3-0	Roberto Luongo
2013.14				
135	Jan. 25	@ Anaheim	5-0	Cory Schneider
136	Jan. 30	Colorado	3-0	Roberto Luongo
137	Feb. 22	@ Nashville	1-0	Roberto Luongo
138	Mar. 23	@ Los Angeles	1-0	Cory Schneider
139	Mar. 26	Columbus	1-0	Cory Schneider
140	Apr. 4	Edmonton	4-0	Cory Schneider
141	Apr. 8	Phoenix	2-0	Cory Schneider
2014.15				
142	Oct. 17	@ Buffalo	3-0	Roberto Luongo
143	Nov. 2	Toronto	4-0	Roberto Luongo
144	Dec. 9	Carolina	2-0	Eddie Lack
145	Dec. 13	Edmonton	4-0	Roberto Luongo
146	Dec. 29	@ Calgary	2-0	Eddie Lack
147	Feb. 26	St. Louis	1-0	Eddie Lack
148	Mar. 19	Nashville	2-0	Eddie Lack
2015.16				
149	Oct. 17	@ Edmonton	2-0	Ryan Miller
150	Nov. 25	New Jersey	2-0	Ryan Miller
151	Nov. 28	@ Columbus	5-0	Ryan Miller
152	Dec. 4	@ Pittsburgh	3-0	Eddie Lack
153	Jan. 15	@ Philadelphia	4-0	Ryan Miller
154	Jan. 16	@ Carolina	3-0	Ryan Miller
155	Feb. 7	Pittsburgh	5-0	Ryan Miller
156	Feb. 22	@ NY Islanders	4-0	Ryan Miller /Eddie Lack*
157	Apr. 9	Arizona	5-0	Eddie Lack
158	Oct. 13/15	@ Los Angeles	3-0	Ryan Miller

No shutouts were recorded by the Canucks in the following seasons: 1970.71, 1984.85, 1989.90 and 2005.06.

*A shared shutout does not count towards an individual's total career shutouts

OPPONENT SHUTOUTS

No.	Date	Opponent	Score	Goaltender
1971.72				
1	Oct. 20	@ Minnesota	0-7	Cesare Maniago
2	Oct. 22	Montreal	0-6	Ken Dryden
3	Oct. 27	@ Toronto	0-0	Bernie Parent
4	Nov. 17	@ Chicago	0-3	Tony Esposito
5	Nov. 18	@ Boston	0-5	Ed Johnston
6	Dec. 4	@ Montreal	0-7	Ken Dryden
7	Dec. 22	@ Detroit	0-3	Al Smith
8	Jan. 20	@ Buffalo	0-1	Roger Crozier
9	Jan. 27	@ Chicago	0-4	Tony Esposito
10	Jan. 30	California	0-2	Gilles Meloche
11	Feb. 24	@ Detroit	0-2	Al Smith
12	Mar. 4	@ Montreal	0-5	Ken Dryden
1972.73				
13	Oct. 19	@ Buffalo	0-6	Roger Crozier
14	Oct. 24	Pittsburgh	0-4	Denis Herron
15	Jan. 14	Montreal	0-3	Wayne Thomas
16	Jan. 19	Los Angeles	0-4	Gary Edwards
17	Mar. 22	@ Philadelphia	0-9	Doug Favell

No.	Date	Opponent	Score	Goaltender
1973.74				
18	Oct. 17	@ Chicago	0-5	Tony Esposito
19	Nov. 9	Chicago	0-4	Tony Esposito
20	Nov. 25	@ NY Rangers	0-5	Ed Giacomin
21	Dec. 7	Atlanta	0-2	Dan Bouchard
22	Mar. 23	@ Los Angeles	0-5	Gary Edwards
1974.75				
23	Jan. 1	Philadelphia	0-2	Bernie Parent
24	Mar. 19	@ NY Rangers	0-3	Ed Giacomin
1975.76				
25	Oct. 12	@ Chicago	0-3	Tony Esposito
1976.77				
26	Oct. 9	@ Montreal	0-3	Ken Dryden
27	Oct. 20	@ Buffalo	0-4	Gerry Desjardins
28	Nov. 13	Toronto	0-3	Mike Palmateer
29	Jan. 19	Pittsburgh	0-3	Dunc Wilson
30	Feb. 9	@ Montreal	0-6	Ken Dryden
31	Feb. 21	St. Louis	0-4	Eddie Johnston
32	Feb. 26	@ Minnesota	0-3	Pete Lopresti

OPPONENT SHUTOUTS

No.	Date	Opponent	Score	Goaltender
1977.78				
33	Nov. 29	Philadelphia	0-3	Bernie Parent
34	Dec. 11	@ Buffalo	0-3	Don Edwards
1978.79				
35	Nov. 12	Philadelphia	0-4	Bernie Parent
36	Dec. 30	@ Los Angeles	0-4	Mario Lessard
37	Jan. 2	@ NY Islanders	0-9	Chico Resch
38	Jan. 6	@ Montreal	0-2	Ken Dryden
39	Jan. 24	Chicago	0-5	Tony Esposito
40	Feb. 26	@ Los Angeles	0-2	Mario Lessard
41	Mar. 7	@ Toronto	0-2	Mike Palmateer
42	Mar. 29	@ Philadelphia	0-5	Robbie Moore
1979.80				
43	Oct. 20	@ Toronto	0-2	Mike Palmateer
44	Jan. 8	@ NY Islanders	0-3	Chico Resch
45	Feb. 3	@ Buffalo	0-3	Bob Sauve
1981.82				
46	Dec. 19	@ St. Louis	0-5	Mike Liut
1982.83				
47	Feb. 24	@ Los Angeles	0-8	Markus Mattsson
1983.84				
48	Jan. 7	@ Minnesota	0-2	Gilles Meloche
49	Jan. 8	@ Chicago	0-2	Murray Bannerman
50	Jan. 10	@ St. Louis	0-2	Mike Liut
1984.85				
51	Oct. 30	@ Edmonton	0-7	Andy Moog
52	Nov. 17	@ Edmonton	0-7	Grant Fuhr
53	Jan. 2	@ NY Rangers	0-6	John Vanbiesbrouck
54	Feb. 6	@ St. Louis	0-4	Mike Liut
55	Mar. 2	@ Boston	0-5	Pete Peeters
1985.86				
56	Nov. 8	@ Edmonton	0-13	Andy Moog
57	Nov. 20	@ Chicago	0-2	Murray Bannerman
58	Dec. 2	@ Montreal	0-7	Doug Soetaert
59	Jan. 5	@ Winnipeg	0-4	Dan Bouchard
60	Feb. 11	@ NY Islanders	0-1	Billy Smith
61	Feb. 21	Calgary	0-4	Mike Vernon
1986.87				
62	Jan. 14	@ Los Angeles	0-4	Roland Melanson
63	Jan. 23	Pittsburgh	0-6	Meloche/Romano
64	Feb. 24	@ Calgary	0-2	Reggie Lemelin
1987.88				
65	Feb. 19	Toronto	0-5	Ken Wregget
66	Feb. 28	Los Angeles	0-2	Glenn Healy
1988.89				
67	Dec. 15	@ Calgary	0-2	Rick Wamsley
68	Jan. 1	Montreal	0-4	Patrick Roy
69	Jan. 9	@ Toronto	0-3	Allan Bester
70	Mar. 5	@ Washington	0-3	Don Beaupre
1989.90				
71	Jan. 16	@ NY Islanders	0-3	Glenn Healy
72	Mar. 13	Hartford	0-1	Peter Sidorkiewicz
1990.91				
73	Oct. 23	@ Detroit	0-6	Tim Cheveldae
74	Nov. 11	@ Philadelphia	0-2	Pete Peeters
75	Jan. 28	Chicago	0-1	Ed Belfour
76	Feb. 10	@ New Jersey	0-2	Chris Terreri
77	Mar. 3	@ Chicago	0-8	Ed Belfour
1991.92				
78	Dec. 1	@ Edmonton	0-7	Bill Ranford
79	Dec. 3	@ Quebec	0-3	Ron Tugnutt
1992.93				
80	Feb. 15	@ Los Angeles	0-3	Kelly Hrudey
1993.94				
81	Feb. 4	@ Anaheim	0-3	Guy Herbert
1994.95				
82	Mar. 26	@ Calgary	0-2	Trevor Kidd

No.	Date	Opponent	Score	Goaltender
1995.96				
83	Dec. 23	Detroit	0-1	Mike Vernon
84	Jan. 16	@ Hartford	0-3	Sean Burke
85	Mar. 12	@ Washington	0-9	Jim Carey
86	Mar. 15	@ Ottawa	0-2	Damien Rhodes
87	Mar. 23	Calgary	0-4	Trevor Kidd
88	Apr. 8	@ Anaheim	0-2	Guy Hebert
1996.97				
89	Oct. 6	@ Edmonton	0-2	Curtis Joseph
90	Dec. 23	Edmonton	0-7	Bob Essensa
91	Jan. 25	@ Phoenix	0-4	Nikolai Khabibulin
92	Feb. 1	@ Calgary	0-3	Trevor Kidd
93	Feb. 22	@ Los Angeles	0-4	Stephane Fiset
94	Mar. 1	Los Angeles	0-3	Stephane Fiset
1997.98				
95	Oct. 17	Boston	0-2	Jim Carey
96	Oct. 29	@ Chicago	0-3	Chris Terreri
97	Dec. 18	@ San Jose	0-0 OT	Mike Vernon
98	Dec. 20	Chicago	0-5	Jeff Hackett
99	Dec. 31	Philadelphia	0-8	Ron Hextall
100	Jan. 14	@ Detroit	0-4	Chris Osgood
101	Mar. 9	St. Louis	0-4	Jamie McLennan
102	Apr. 15	Los Angeles	0-2	Jamie Storr
1998.99				
103	Dec. 12	@ Los Angeles	0-3	Stephane Fiset
104	Dec. 26	@ San Jose	0-2	Steve Shields
105	Dec. 27	@ Edmonton	0-3	M. Shatalenkov
106	Jan. 4	@ St. Louis	0-4	Jamie McLennan
107	Feb. 1	Ottawa	0-1	Ron Tugnutt
108	Feb. 17	@ Chicago	0-4	Jocelyn Thibault
110	Feb. 28	Buffalo	0-2	Dwayne Roloson
111	Apr. 2	San Jose	0-7	Steve Shields
1999.00				
112	Dec. 26	Calgary	0-2	Fred Brathwaite
113	Feb. 14	@ Pittsburgh	0-3	J.S. Aubin
114	Mar. 11	@ Phoenix	0-5	Sean Burke
2000.01				
115	Nov. 9	@ Los Angeles	0-2	Jamie Storr
116	Dec. 29	@ Calgary	0-5	Fred Brathwaite
117	Jan. 3	@ Chicago	0-6	Jocelyn Thibault
118	Jan. 20	@ St. Louis	0-3	Roman Turek
119	Feb. 8	San Jose	0-0 OT	Steve Shields
120	Feb. 24	@ Ottawa	0-3	Patrick Lalime
121	Mar. 23	@ New Jersey	0-4	J. Vanbiesbrouck
2001.02				
122	Nov. 20	@ Ottawa	0-3	Patrick Lalime
123	Mar. 9	@ San Jose	0-2	Miikka Kiprusoff
124	Mar. 24	Edmonton	0-2	Tommy Salo
2002.03				
125	Nov. 6	@ Dallas	0-4	Marty Turco
126	Jan. 11	@ San Jose	0-3	Miikka Kiprusoff
127	Mar. 4	@ Philadelphia	0-3	R. Cechmanek
128	Mar. 15	Toronto	0-1	Ed Belfour
129	Apr. 6	Los Angeles	0-2	Jamie Storr
2003.04				
130	Nov. 11	@ Minnesota	0-1	Dwayne Roloson
131	Mar. 18	@ Dallas	0-3	Marty Turco
2004.05				
Work stoppage				
2005.06				
132	Oct. 12	@ Minnesota	0-6	Dwayne Roloson
133	Nov. 5	@ Calgary	0-1	Miikka Kiprusoff
134	Jan. 13	@ New Jersey	0-3	Martin Brodeur
135	Jan. 23	@ St. Louis	0-4	Curtis Sanford
136	Mar. 14	@ Nashville	0-5	Tomas Vokoun
137	Apr. 3	@ Los Angeles	0-1	Mathieu Garon

2006.07

138	Nov. 9	Anaheim	0-6	J.S. Giguere
139	Nov. 23	@ Nashville	0-6	Tomas Vokoun, Chris Mason
140	Dec. 4	Edmonton	0-4	Dwayne Roloson
141	Dec. 21	@ Boston	0-2	Tim Thomas
142	Feb. 8	Chicago	0-3	Patrick Lalime

2007.08

143	Nov. 1	Nashville	0-3	Dan Ellis
144	Nov. 14	Edmonton	0-1 SO	Mathieu Garon
145	Mar. 13	@ Phoenix	0-2	Ilya Bryzgalov
146	Mar. 28	@ Minnesota	0-4	Niklas Backstrom

2008.09

147	Oct. 28	Boston	0-1	Tim Thomas
148	Dec. 13	@ Edmonton	0-3	Dwayne Roloson
149	Dec. 23	@ San Jose	0-5	Evgeni Nabokov
150	Feb. 24	@ Montreal	0-3	Jaroslav Halak

2009.10

151	Oct. 3	@ Colorado	0-3	Craig Anderson
152	Nov. 22	Chicago	0-1	Antti Niemi

2010.11

153	Nov. 9	@ Montreal	0-2	Carey Price
154	Jan. 13	@ NY Rangers	0-1	Henrik Lundqvist
155	Jan. 16	@ Minnesota	0-4	Anton Khudobin
156	Mar. 3	Nashville	0-3	Pekka Rinne
157	Apr. 5	@ Edmonton	0-2	Devan Dubnyk

2011.12

158	Oct. 13	@ Detroit	0-2	Jimmy Howard
159	Oct. 18	NY Rangers	0-4	Henrik Lundqvist
160	Oct. 26	St. Louis	0-3	Brian Elliott

161	Mar. 19	@ Minnesota	0-2	Josh Harding
162	Mar. 26	Columbus	1-0 SO	Sergei Bobrovsky

2012.13

163	Mar. 30	@ Edmonton	0-4	Devan Dubnyk
-----	---------	------------	-----	--------------

2013.14

164	Jan. 13	@ Los Angeles	0-1	Jonathan Quick
165	Jan. 16	@ Phoenix	0-1	Mike Smith
166	Feb. 3	@ Detroit	0-2	Jimmy Howard, Jonas Gustavsson
167	Mar. 4	@ Phoenix	0-1	Mike Smith
168	Apr. 7	Anaheim	0-3	John Gibson

2014.15

169	Nov. 14	Arizona	0-5	Devan Dubnyk
170	Dec. 17	Dallas	0-2	Kari Lehtonen
171	Jan. 10	Calgary	0-1	Joni Ortio
172	Jan. 27	Anaheim	0-4	Frederik Andersen
173	Mar. 12	Los Angeles	0-4	Jonathan Quick

2015.16

174	Nov. 30/15	@ Anaheim	0-4	John Gibson
175	Dec. 5/15	vs Boston	0-4	Tuukka Rask
176	Dec. 13/15	@ Chicago	0-4	Corey Crawford
177	Dec. 17/15	@ Philadelphia	0-2	Steve Mason
178	Dec. 28/15	vs Los Angeles	0-5	Jonathan Quick
179	Mar. 18/16	@ Edmonton	0-2	Cam Talbot
180	Mar. 19/16	vs St. Louis	0-3	Brian Elliott
181	Mar. 22/16	@ Winnipeg	0-2	Ondrej Pavelec
182	Mar. 25/16	@ St. Louis	0-4	Brian Elliott

No shutouts were recorded by Opponents in the following seasons: 1970.71 and 1980.81.

HAT TRICKS

Player	Date	Opponent	Goaltender
--------	------	----------	------------

1970.71

Orland Kurtenbach	Dec. 12	California	Gary Smith
Rosaire Paiement (4)	Feb. 9	Buffalo	Roger Crozier
Rosaire Paiement	Feb. 16	Boston	Gerry Cheevers
Wayne Maki	Mar. 28	California	Gary Smith (1) Chris Worthy (2)

1971.72

Andre Boudrias	Jan. 22	NY Rangers	Gilles Villemure
----------------	---------	------------	------------------

1972.73

Bobby Schmautz	Nov. 17	L.A.	Gary Edwards (1) Rogie Yachon (2)
Bobby Schmautz (4)	Nov. 19	Buffalo	Dave Dryden
Don Tannahill	Dec. 26	California	Gilles Meloche
Bobby Schmautz (4)	Dec. 30	NY Islanders	Billy Smith
Andre Boudrias	Jan. 16	Toronto	Jacques Plante
Bobby Lalonde	Mar. 17	Pittsburgh	Andy Brown (2) Cam Newton (1) Gord McRae
Don Tannahill	Mar. 25	Toronto	

1973.74

Bobby Schmautz	Oct. 26	Detroit	Terry Richardson
Don Lever	Mar. 31	California	Gilles Meloche

1974.75

Chris Oddleifson	Dec. 6	Atlanta	Dan Bouchard
Don Lever	Feb. 1	Washington	Ron Low
John Gould	Feb. 21	NY Islanders	Billy Smith
Gerry O'Flaherty	Mar. 21	Atlanta	Dan Bouchard

1975.76

Ron Sedlbauer	Nov. 8	Boston	Dave Reece
John Gould	Nov. 11	Toronto	Gord McRae
Garry Monahan	Jan. 23	Minnesota	Cesare Maniago

1976.77

Rick Blight (4)	Oct. 6	Pittsburgh	Gord Laxton
-----------------	--------	------------	-------------

1977.78

Jere Gillis	Nov. 9	St. Louis	Ed Johnston
Mike Walton	Nov. 15	Cleveland	Gilles Meloche

Player	Date	Opponent	Goaltender
--------	------	----------	------------

1978.79

Ron Sedlbauer	Nov. 28	St. Louis	Phil Myre
---------------	---------	-----------	-----------

1979.80

Stan Smyl	Mar. 7	Atlanta	Pat Riggin
Ivan Boldirev	Mar. 30	Minnesota	Gilles Meloche

1980.81

Stan Smyl	Oct. 12	Quebec	Michel Dion
Stan Smyl	Dec. 19	Pittsburgh	Rob Holland (2) Greg Millen (1) Jim Rutherford

1981.82

Thomas Gradin	Mar. 4	Toronto	
Thomas Gradin	Oct. 9	Edmonton	Andy Moog
Stan Smyl	Oct. 31	Philadelphia	Pete Peeters
Thomas Gradin	Nov. 8	Winnipeg	Doug Soetaert
Ivan Boldirev	Nov. 15	Calgary	Reggie Lemelin (2) Pat Riggin (1) Don Edwards
Stan Smyl	Jan. 27	Buffalo	Don Edwards
Darcy Rota	Mar. 18	Montreal	Denis Herron

1982.83

Patrik Sundstrom	Dec. 9	Minnesota	Gilles Meloche (1) Don Beaupre (2) Greg Millen
Darcy Rota	Jan. 6	Hartford	Phil Myre
Darcy Rota	Mar. 12	Buffalo	Phil Myre
Thomas Gradin	Mar. 16	Edmonton	Andy Moog

1983.84

Darcy Rota	Nov. 30	Hartford	Greg Millen
Tony Tanti	Jan. 15	Hartford	Greg Millen
Tiger Williams	Jan. 20	Winnipeg	Mike Veisor
Patrik Sundstrom	Feb. 9	Montreal	Rick Wamsley (2) Richard Sevigny (1)

1984.85

Tony Tanti	Jan. 30	Montreal	Steve Penney
------------	---------	----------	--------------

HAT TRICKS

Player	Date	Opponent	Goaltender
1985.86			
Tony Tanti	Nov. 13	Pittsburgh	Roberto Romano
Petri Skriko	Nov. 19	Detroit	Greg Stefan
Tony Tanti	Jan. 21	New Jersey	Craig Billington
1986.87			
Petri Skriko	Nov. 18	Calgary	Mike Vernon
Petri Skriko (4)	Nov. 21	NY Rangers	John Vanbiesbrouck
Petri Skriko	Nov. 26	Los Angeles	Roland Melanson
Stan Smyl	Dec. 14	Chicago	M. Bannerman (2) Bob Sauve (1)
Tony Tanti	Jan. 19	Winnipeg	D. Berthiaume (2) Steve Penney (1)
Petri Skriko	Mar. 6	Montreal	Patrick Roy
Tony Tanti	Mar. 20	Winnipeg	Pokey Reddick
Stan Smyl	Apr. 3	Winnipeg	Pokey Reddick
1987.88			
Greg Adams (4)	Oct. 8	St. Louis	Greg Millen
Tony Tanti (4)	Jan. 13	Winnipeg	Steve Penney
Tony Tanti	Jan. 30	Calgary	Mike Vernon
Tony Tanti	Mar. 13	Buffalo	Tom Barrasso
1988.89			
Greg Adams	Oct. 12	Edmonton	Grant Fuhr
Trevor Linden	Nov. 17	Minnesota	Jon Casey (2) Kari Takko (1)
Trevor Linden	Nov. 22	Buffalo	Daren Puppa (2) Empty Net (1)
Tony Tanti	Jan. 7	Pittsburgh	Tom Barrasso
Jim Sandlak	Mar. 26	Winnipeg	Bob Essensa
1989.90			
Rich Sutter	Oct. 20	New Jersey	Chris Terreri
Dan Quinn	Feb. 24	Los Angeles	Kelly Hrudey
1990.91			
Trevor Linden	Dec. 20	Edmonton	Kari Takko
1991.92			
Igor Larionov	Nov. 3	Edmonton	Bill Ranford (2) Peter Ing (1)
Dave Babych	Nov. 22	Calgary	Mike Vernon
Greg Adams	Dec. 4	Montreal	Patrick Roy
Igor Larionov	Dec. 28	San Jose	Jeff Hackett
1992.93			
Pavel Bure (4)	Oct. 12	Winnipeg	Bob Essensa
Pavel Bure	Nov. 2	Calgary	Jeff Reese
Cliff Ronning	Apr. 15	Los Angeles	Robb Stauber (2) Kelly Hrudey (1)
1993.94			
Pavel Bure	Jan. 24	Edmonton	Bill Ranford
Pavel Bure	Mar. 11	Winnipeg	Tim Cheveldae
Pavel Bure	Mar. 27	Los Angeles	Robb Stauber
1994.95			
Pavel Bure	Apr. 11	Anaheim	Guy Hebert
Russ Courttnall	Apr. 22	Edmonton	Bill Ranford
1995.96			
Alex Mogilny	Oct. 14	San Jose	Wade Flaherty
Cliff Ronning	Dec. 1	San Jose	Chris Terreri
Alex Mogilny	Dec. 22	Anaheim	Mikhail Shtalenkov
Alex Mogilny	Jan. 6	Tampa Bay	Darren Puppa
Russ Courttnall	Mar. 6	Buffalo	Dominik Hasek
Trevor Linden	Mar. 9	Colorado	Stephane Fiset
Markus Naslund	Apr. 13	Calgary	Rick Tabaracci
1996.97			
Alex Mogilny	Dec. 15	St. Louis	Grant Fuhr
Martin Gelinan	Feb. 6	Detroit	Chris Osgood
Martin Gelinan (4)	Feb. 27	Phoenix	Nikolai Khabibulin
1997.98			
Pavel Bure	Oct. 21	Dallas	Eddie Belfour
Pavel Bure	Dec. 6	Colorado	Patrick Roy
Pavel Bure	Dec. 15	Los Angeles	Frederic Chabot (1) Stephane Fiset (2)

Player	Date	Opponent	Goaltender
1998.99			
Markus Naslund	Dec. 4	Dallas	Eddie Belfour
2000.01			
Andrew Cassels	Nov. 8	Anaheim	Guy Hebert (1) Dominic Roussel (2)
Harold Druken	Dec. 8	San Jose	Evgeni Nabokov (1) Steve Shields (2)
Todd Bertuzzi	Dec. 30	San Jose	Evgeni Nabokov
Markus Naslund	Jan. 14	Calgary	Mike Vernon (2) Fred Brathwaite (1)
2001.02			
Markus Naslund	Oct. 18	Toronto	Curtis Joseph
Markus Naslund	Jan. 28	Nashville	Mike Dunham (2) Tomas Vokoun (1)
Todd Bertuzzi	Mar. 19	NY Rangers	Dan Blackburn (2) Empty Net (1)
Markus Naslund	Apr. 11	Los Angeles	Felix Potvin
2002.03			
Markus Naslund	Oct. 21	San Jose	Miikka Kiprusoff (2) Vesa Toskala (1)
Markus Naslund (4)	Dec. 14	Edmonton	Tommy Salo
Todd Bertuzzi	Mar. 17	Dallas	Ron Tugnutt
2003.04			
Brendan Morrison	Nov. 29	Calgary	Jamie McLennan
Markus Naslund (4)	Dec. 9	Pittsburgh	Marc-Andre Fleury
Daniel Sedin (4)	Feb. 24	Detroit	Manny Legace (3) Empty Net (1)
2004.05			
Work stoppage			
2005.06			
Todd Bertuzzi	Nov. 13	Detroit	Manny Legace
Todd Bertuzzi	Jan. 14	NY Islanders	Rick DiPietro (2) Wade Dubielewicz (1)
Alex Burrows	Mar. 27	Los Angeles	Mathieu Garon
2006.07			
Daniel Sedin	Feb. 6	Edmonton	Dwayne Roloson (2) Empty Net (1)
2007.08			
Markus Naslund	Nov. 21	Minnesota	Josh Harding
2009.10			
Henrik Sedin	Nov. 14	Colorado	Craig Anderson (2) Peter Budaj (1)
Daniel Sedin	Dec. 10	Atlanta	Ondrej Pavelec
Mason Raymond	Dec. 27	Calgary	Miikka Kiprusoff (2) Curtis McElhinney (1)
Alex Burrows	Jan. 5	Columbus	Steve Mason (2) Mathieu Garon (1)
Alex Burrows	Jan. 7	Phoenix	Ilya Bryzgalov
Mikael Samuelsson	Mar. 9	Colorado	Craig Anderson
Michael Grabner	Apr. 2	Anaheim	Curtis McElhinney
Daniel Sedin	Apr. 10	Calgary	Miikka Kiprusoff
2010.11			
Raffi Torres	Nov. 2	Edmonton	Nikolai Khabibulin
Mason Raymond	Dec. 1	Calgary	Miikka Kiprusoff
Ryan Kesler	Dec. 15	Columbus	Mathieu Garon
Ryan Kesler	Jan. 7	Edmonton	Nikolai Khabibulin
Ryan Kesler	Apr. 7	Minnesota	Niklas Backstrom
2011.12			
Daniel Sedin	Dec. 6	Colorado	Semyon Varlamov
2014.15			
Jannik Hansen	Nov. 23	Chicago	Corey Crawford
Shawn Matthias	Feb. 13	Boston	Tuukka Rask
2015.16			
Daniel Sedin	Nov. 21	Chicago	Crawford
Radim Vrba	Dec. 7	Buffalo	Ullmark
Jannik Hansen	Jan. 23	Pittsburgh	Fleury

No hat tricks were recorded in the following seasons: 1999.00, 2008.09, 2012.13, 2013.14

ALL-TIME TEAM RECORDS

SEASON

POINTS

Most Overall	117	2010.11
Most Home	63	2009.10
Most Road	58	2010.11
Fewest Overall	48	1971.72, 1994.95
Fewest Home	32	1976.77
Fewest Road	26	1994.95*
	15	1971.72, 1972.73

WINS

Most Overall	54	2010.11
Most Home	30	2009.10
Most Road	27	2010.11
Fewest Overall	20	1971.72, 1977.78
Fewest Home	13	1994.95*
	13	1976.77, 1977.78, 1989.90
	10	1994.95*
Fewest Road	5	1972.73

LOSSES

Most Overall	50	1971.72
Most Home	22	1997.98
Most Road	30	1971.72
Fewest	24	2002.03
	18	1994.95*
Fewest Home	6	1981.82
Fewest Road	10	1994.95*, 2002.03, 2010.11
	9	2012.13*

TIES

Most Overall	20	1980.81
Most Home	12	1977.78, 1981.82
Fewest Overall	3	1993.94
Fewest Home	3	1993.94

OVERTIME

Most Games	28	1999.00
Most Wins	12	2006.07
Most Losses	13	2015.16

SHOOTOUT

Most Games	15	2011.12
Most Wins	8	2011.12
Most Losses	9	2007.08

GOALS

Most For	346	1992.93
Fewest For	191	2013.14
	127	2012.13*
Most Against	401	1984.85
Fewest Against	185	2010.11
	121	2012.13*

POWER PLAY GOALS

Most For	90	1982.83, 1983.84
Fewest For	39	2013.14*, 2015.16
Most Against	89	1984.85
Fewest Against	38	2014.15
	27	2012.13*

SHORTHANDED GOALS

Most For	19	1997.98
Fewest For	1	1978.79
Most Against	18	1987.88
Fewest Against	2	2014.15
	2	2012.13*

SHUTOUTS

Most	10	2008.09
Fewest	0	1970.71, 1984.85, 1989.90, 2005.06
Most Against	12	1971.72
Fewest Against	0	1970.71

PENALTIES (IN MINUTES)

Most For	2,326	1992.93
Fewest For	821	2015.16
	609	2012.13*

HAT TRICKS

Most	8	2009.10
		Alex Burrows (2) , Michael Grabner, Mason Raymond, Mikael Samuelsson, Daniel Sedin (2) , Henrik Sedin
	8	1986.87
		Petri Skriko (4), Stan Smyl (2), Tony Tanti (2)

20-GOAL SCORERS

Most	8	1980.81
		Dave Williams (35), Bobby Schumatz (27), Ivan Boldirev (26), Curt Fraser (25), Darcy Rota (25), Stan Smyl (25), Per-Olov Brasar (22), Thomas Gradin (21)
	8	1984.85
		Tony Tanti (39), Stan Smyl (27), Patrik Sundstrom (25), Peter McNab (23), Thomas Gradin (22), Moe Lemay (21), Cam Neely (21), Petri Skriko (21)

30-GOAL SCORERS

Most	4	1992.93
		Pavel Bure (60), Petr Nedved (38), Trevor Linden (33), Geoff Courtnall (31)

80-POINT SCORERS

Most	3	1982.83
		Stan Smyl (88), Thomas Gradin (86), Darcy Rota (81)

LONGEST WIN STREAK

Overall	10	Nov. 9-30/02
Home	11	Feb. 3-Mar. 19/09
Road	9	Mar. 5-29/11

LONGEST UNDEFEATED STREAK

Overall	14	Jan. 26-Feb. 25/03 (10-0-4-0)
Home	18	Nov. 4/92-Jan. 16/93 (16-0-2)
Road	9	Feb. 4-Mar. 3/03 (6-0-3-0)

LONGEST LOSING STREAK

Overall	10	Oct. 23-Nov. 11/97
Home	6	Dec. 18/70-Jan. 20/71
Road	12	Nov. 28/81-Feb. 6/82

LONGEST WINLESS STREAK

Overall	13	Nov. 9-Dec. 7/73 (0-10-3)
Home	11	Dec. 18/70-Feb. 6/71 (0-10-1)
Road	20	Jan. 2-Apr. 2/86 (0-14-6)

SHUTOUTS

Longest Sequence	242:36	Nov. 4/08 vs NSH – Nov. 12/08 vs COL
Longest Sequence, Against	223:10	Jan. 4/84 vs LA – Jan. 13/84 vs WSH

*Reduced Season.

GAME

MOST GOALS

For	11	Mar. 28/71 – CAL 5 @ VAN 11
	11	Nov. 25/86 – LA 5 @ VAN 11
	11	Mar. 1/92 – CGY 0 @ VAN 11
Against	13	Oct. 18/84 – VAN 2 @ PHI 13
	13	Nov. 8/85 – VAN 0 @ EDM 13
Both Teams	19	Oct. 7/83 – MIN 9 @ VAN 10

LARGEST MARGIN OF

Victory	11	Mar. 1/92 – CGY 0 @ VAN 11
Defeat	13	Nov. 8/85 – VAN 0 @ EDM 13

TIE GAMES

Highest Score	7-7	Four times – most recent: Oct. 12/95 @ LA
Scoreless	0-0	Oct. 27/71 @ TOR Dec. 18/97 @ SJ Feb. 8/01 vs SJ

ALL-TIME TEAM RECORDS

POWER PLAY GOALS

Most For	6	Oct. 7/83 vs MIN Mar. 1/92 vs CGY
Most Against	6	Twice Jan. 15/14 @ ANA Nov. 29/84 @ LA
Most, Both Teams	10	Oct. 7/83 – VAN 6, MIN 4

PENALTY MINUTES

Most For	155	Feb. 22/80 vs PHI
Most, Opponent	189	Feb. 22/80 vs PHI
Most, Two Teams	344	Feb. 22/80 vs PHI
Fewest, Two Teams	0	Mar. 13/76 vs NYR Jan. 21/16 vs BOS

SHOTS ON GOAL

Most For	62	Jan. 31/91 vs NYR
Most Against	60	Feb. 25/71 @ BOS
Most, Two Teams	96	Jan. 31/91 vs NYR
Fewest For	8	Dec. 18/96 vs NJ
Fewest Against	10	Apr. 4/75 vs MIN
Fewest, Two Teams	33	Three times Jan. 10/99 vs DAL Feb. 28/99 vs BUF Mar. 23/13 @ LA

Widest Margin For 34

Feb. 20/76 – VAN 50, MIN 16
Nov. 18/80 – VAN 57, WPG 23
Oct. 18/84 – PHI 58, VAN 19

Widest Margin Against 39

PERIOD

GOALS

Most For	6	Twice Jan. 21/06, 1st, vs MTL Jan. 16/87, 1st vs CGY
Most For, Both Teams	10	Twice Jan. 8/76 (3rd, BUF 6, VAN 4) Jan. 16/87 (1st, VAN 6, CGY 4)
Most Against	7	Oct. 19/83 (3rd vs EDM) Nov. 8/85 (3rd @ EDM)

POWER PLAY GOALS

Most For	4	2nd period, Dec. 14/02 @ EDM
Most Against	3	16 times (most recent Mar. 10/14, 3rd, vs NYI)

PENALTY MINUTES

Most For	138	Feb. 22/80 (3rd vs PHI)
Most By Opponent	164	Feb. 22/80 (3rd vs PHI)
Most, Both Teams	302	Feb. 22/80 (3rd vs PHI)

SHOTS ON GOAL

Most For	28	Jan. 31/91 (3rd vs NYR)
Most By Opponent	28	Feb. 25/71 (3rd @ BOS)
Most, Both Teams	43	Feb. 25/71 (3rd, BOS 28 VAN 15)
Fewest	0	Four times (most recent Oct. 21/07, 2nd, @ CBJ)
Fewest By Opponent	0	Three times (most recent Mar. 31/11, 3rd, vs LA)
Fewest, Both Teams	4	3rd, Feb. 1/99 (3rd vs OTT)
Widest Margin	24	Mar. 2/92 (3rd, VAN 27 vs STL 3)
Widest Margin, Opp.	23	Dec. 13/84 (3rd vs MTL)

SHOTS ON GOAL IN OVERTIME

Most For	8	Jan. 24/12 vs EDM Nov. 24/08 vs DET
Most, Opponent	8	Dec. 20/89 @ CGY
Most, Both Teams	13	Mar. 5/13 (VAN 5 vs SJ 8)
Widest Margin	8	Nov. 24/08 (VAN 8 DET 0)
Widest Margin, Opp.	8	Dec. 20/89 (CGY 8 VAN 0)

FASTEST TWO GOALS

Canucks	:06	Feb. 6/92 – 2nd vs NYI (Greg Adams 8:51, Cliff Ronning 8:57)
Opponent	:05	Mar. 20/10 – 2nd vs DET (Todd Bertuzzi 12:34, Pavel Datsyuk 12:39)
Both Teams	:04	Mar. 17/85 (3rd vs CHI) (Stan Smyl 19:06, Ed Olczyk 19:10)

FASTEST THREE GOALS

Canucks	:48	Apr. 13/93 (1st vs LA) (Ryan Walter 8:55, Sergio Momesso, 9:29, Trevor Linden, 9:43)
Opponent	:20	Feb. 25/71 (3rd @ BOS) (John Bucyk 4:50, Ed Westfall 5:02, Ted Green 5:10)
Both Teams	:30	Feb. 14/88 (1st @ EDM) (Craig MacTavish 3:07, Tony Tanti 3:19, Mark Messier 3:37)

FASTEST FOUR GOALS

Canucks	1:23	Nov. 26/80 – 3rd @ PIT (Gerry Minor 2:07, Curt Fraser 2:34, Stan Smyl 3:05, Bobby Schmautz 3:30)
Opponent	1:39	Mar. 8/04 – 1st vs COL (Steve Konowalchuk 14:40, Joe Sakic 15:09, Darby Hendrickson 15:31, Steve Moore 16:19)
Both Teams	1:17	Nov. 26/80 – 3rd @ PIT (Curt Fraser 2:34, Stan Smyl 3:05, Bobby Schmautz 3:30, Rick Kehoe 3:51)

FASTEST OPENING GOAL

Canucks	:06	Mar. 16/13 @ DET (Alex Burrows)
Opponent	:07	Dec. 17/78 @ BUF (Danny Gare)

FASTEST GOAL TO START A PERIOD

Canucks	:06	Jan. 18/86 – 2nd @ LA (Steve Tambellini)
Opposition	:06	Mar. 9/06 – Overtime vs NSH (David Legwand)

CAREER LEADERS

Seasons	16	Trevor Linden
Games	1,166	Henrik Sedin
Goals	355	Daniel Sedin
Assists	748	Henrik Sedin
Points	970	Henrik Sedin
Penalty Minutes	2,127	Gino Odjick
Power Play Goals	123	Daniel Sedin
Shorthanded Goals	24	Pavel Bure
Game-Winning Goals	78	Daniel Sedin
Hat Tricks	10	Markus Naslund, Tony Tanti
Games, Goaltender	516	Kirk McLean
Wins, Goaltender	252	Roberto Luongo
Shutouts	38	Roberto Luongo

CONSECUTIVE GAMES PLAYED

679	Henrik Sedin	Mar. 21/04 – Jan. 18/14
534	Brendan Morrison	Mar. 16/00 to Dec. 10/07
482	Trevor Linden	Oct. 4/90 to Dec. 7/96

CONSECUTIVE 20-GOAL SEASONS

9	Markus Naslund
---	----------------

CONSECUTIVE 30-GOAL SEASONS

5	Trevor Linden, Markus Naslund, Tony Tanti
---	---

ALL-TIME INDIVIDUAL SEASON RECORDS

SEASON

MOST GOALS

Most	60	Pavel Bure	1992.93
		Pavel Bure	1993.94
Left Wing	48	Markus Naslund	2002.03
Right Wing	60	Pavel Bure	1992.93
		Pavel Bure	1993.94
Centre	41	Ryan Kesler	2010.11
Defenceman	23	Adrian Aucoin	1998.99
Rookie	34	Pavel Bure	1991.92
Power Play	25	Pavel Bure	1993.94
		Todd Bertuzzi	2002.03
PP, Defenceman	18	Adrian Aucoin	1998.99
Shorthanded	7	Pavel Bure	1992.93
Game-winning	12	Markus Naslund	2002.03

MOST ASSISTS

Most	83	Henrik Sedin	2009.10
Left Wing	63	Daniel Sedin	2010.11
Right Wing	52	Alex Mogilny	1995.96
Centre	83	Henrik Sedin	2009.10
Defenceman	55	Dennis Kearns	1976.77
Rookie	42	Dale Tallon	1970.71

MOST POINTS

Most	112	Henrik Sedin	2009.10
Left Wing	104	Daniel Sedin	2010.11
		Markus Naslund	2002.03
Right Wing	110	Pavel Bure	1992.93
Centre	112	Henrik Sedin	2009.10
Defenceman	63	Doug Lidster	1986.87
Rookie	60	Ivan Hlinka	1981.82
		Pavel Bure	1991.92

GOALTENDING

Most Games	76	Roberto Luongo	2006.07
Most Wins	47	Roberto Luongo	2006.07
Most Shutouts	10	Roberto Luongo	2008.09

MISCELLANEOUS

PIM	372	Donald Brashear	1997.98
Hat Tricks	4	Petri Skriko	1986.87
Shots	407	Pavel Bure	1992.93

LONGEST GOAL-SCORING STREAK

8 games	Pavel Bure	11 goals	Mar. 8-25/94
---------	------------	----------	--------------

LONGEST ASSIST-SCORING STREAK

11 games	Daniel Sedin	17 assists	Feb. 12-Mar. 16/10
	Dennis Kearns	19 assists	Feb. 27-Mar. 20/77

LONGEST POINT-SCORING STREAK

15 games	Petr Nedved	24 points	Nov. 19-Dec. 27/92
	Todd Bertuzzi	19 points	Jan. 3-Feb. 4/02

LONGEST WINNING STREAK

9 games	Dan Cloutier	Nov. 9-30/02
8 games	Roberto Luongo	Feb. 3-21/09*

LONGEST UNDEFEATED STREAK

21 games	Roberto Luongo	Dec. 8/10-Feb. 12/11	16-0-5
----------	----------------	----------------------	--------

GAME

MOST GOALS

4	Rosaire Paiement	Feb. 9/71	vs	BUF
	Bobby Schmautz	Nov. 19/72	vs	BUF
	Bobby Schmautz	Dec. 30/72	vs	NYI
	Rick Blight	Oct. 6/76	@	PIT
	Petri Skriko	Nov. 21/86	vs	NYR
	Greg Adams	Oct. 8/87	vs	STL
	Tony Tanti	Jan. 13/88	vs	WPG
	Pavel Bure	Oct. 12/92	vs	WPG
	Martin Gelin	Feb. 27/97	vs	PHX
	Markus Naslund	Dec. 14/02	@	EDM
	Markus Naslund	Dec. 9/03	vs	PIT
	Daniel Sedin	Feb. 24/04	vs	DET

MOST ASSISTS

6	Patrik Sundstrom	Feb. 29/84	@	PIT
---	------------------	------------	---	-----

MOST POINTS

7	Patrik Sundstrom	Feb. 29/84	@	PIT
---	------------------	------------	---	-----

MOST PENALTY MINUTES

47	Gino Odjick	Nov. 12/92	@	LA
----	-------------	------------	---	----

MOST POWER PLAY GOALS

3	Rick Blight	Oct. 6/76	@	PIT
---	-------------	-----------	---	-----

MOST SHORTHANDED GOALS

2	Chris Oddleifson	Jan. 24/76	vs	TOR
	Stan Smyl	Jan. 25/85	vs	WPG
	Petri Skriko	Nov. 18/86	vs	CGY
	Pavel Bure	Oct. 12/92	vs	WPG

MOST SHOTS

13	Pavel Bure	Apr. 7/93	vs	EDM
	Russ Courtnall	Mar. 6/96	vs	BUF
	Trevor Linden	Mar. 9/96	vs	COL

PERIOD

MOST GOALS

3	Bobby Schmautz	Nov. 19/72	vs	BUF, 2nd
	Rick Blight	Oct. 6/76	@	PIT, 2nd
	Tony Tanti	Jan. 7/89	@	PIT, 2nd
	Igor Larionov	Dec. 28/91	@	SJ, 2nd
	Pavel Bure	Oct. 12/92	vs	WPG, 2nd
	Cliff Ronning	Apr. 15/93	@	LA, 3rd
	Pavel Bure	Mar. 27/94	vs	LA, 2nd
	Alex Mogilny	Dec. 22/95	@	ANA, 3rd
	Russ Courtnall	Mar. 6/96	vs	BUF, 2nd
	Trevor Linden	Mar. 9/96	vs	COL, 2nd
	Andrew Cassels	Nov. 8/00	@	ANA, 2nd
	Markus Naslund	Apr. 11/02	vs	LA, 3rd
	Markus Naslund	Oct. 21/02	@	SJ, 2nd
	Mikael Samuelsson	Mar. 9/10	@	COL, 2nd

MOST ASSISTS

3	35 Times, several players, most recent			
	Henrik Sedin	Feb. 18/12	vs	TOR, 2nd

MOST POINTS

5	Cliff Ronning	Apr. 15/93	@	LA, 3rd
---	---------------	------------	---	---------

MOST PIM

47	Gino Odjick	Nov. 12/92	@	LA, 3rd
----	-------------	------------	---	---------

FASTEST TWO GOALS

:09	Gerry O'Flaherty	Mar. 15/74	vs	ATL, 3rd
	(scored at 17:48, 17:57)			

FASTEST THREE GOALS

2:55	Alex Mogilny	Dec. 22/95	@	ANA, 3rd
	(scored at 16:45, 19:26, 19:40)			

FASTEST TWO SHORTHANDED GOALS

1:11	Petri Skriko	Nov. 18/86	vs	CGY, 2nd
	(scored at 13:21, 14:32)			

*Streak includes OT/SO games

10
PAVEL
BURE

1991-1998

19
MARKUS
NASLUND

1996-2008

WACHSER GARAGE AREA

POWERPLAY

121

122

OKI

16

TREVOR LINDEN

1988-1998
2001-2008

PLAYOFFS



ALL-TIME PLAYOFF OPPONENTS

ALL-TIME PLAYOFF OPPONENTS

Team	Series	W	L	GP	W	L	GF	GA	PCT.	LAST MTG.	RD.	RESULT
Anaheim	1	0	1	5	1	4	8	14	200	2007	CSF	1-4 L
Arizona (WPG)	2	2	0	13	8	5	50	34	615	1993	DSF	4-2 W
Boston	1	0	1	7	3	4	8	23	429	2011	F	3-4 L
Buffalo	2	0	2	7	1	6	14	28	143	1981	PRE	0-3 L
Calgary	7	2	5	38	17	21	110	119	447	2015	CQF	2-4 L
Chicago	5	2	3	28	12	16	77	92	429	2011	CQF	4-3 W
Colorado	2	0	2	10	2	8	26	40	200	2001	CQF	0-4 L
Dallas	2	2	0	12	8	4	31	23	667	2007	CQF	4-3 W
Detroit	1	0	1	6	2	4	16	22	333	2002	CQF	2-4 L
Edmonton	2	0	2	9	2	7	20	35	222	1992	DF	2-4 L
Los Angeles	5	2	3	28	13	15	93	96	464	2012	CQF	1-4 L
Minnesota	1	0	1	7	3	4	17	26	429	2003	CSF	3-4 L
Montreal	1	0	1	5	1	4	9	20	200	1975	QF	1-4 L
Nashville	1	1	0	6	4	2	14	11	667	2011	CSF	4-2 W
NY Islanders	2	0	2	6	0	6	14	26	000	1982	F	0-4 L
NY Rangers	1	0	1	7	3	4	19	21	429	1994	F	3-4 L
Philadelphia	1	0	1	3	1	2	9	15	333	1979	PRE	1-2 L
San Jose	2	1	1	9	4	5	28	28	444	2013	CQF	0-4 L
St. Louis	3	3	0	18	12	6	55	53	667	2009	CQF	4-0 W
Toronto	1	1	0	5	4	1	16	9	800	1994	CF	4-1 W
TOTALS	43	16	27	229	101	128	634	735	.441			

HOME

Team	GP	W	L	GF	GA
Anaheim	2	0	2	4	6
Arizona (WPG)	7	5	2	28	15
Boston	4	3	1	5	6
Buffalo	3	1	2	9	12
Calgary	19	10	9	57	50
Chicago	14	6	8	39	52
Colorado	5	1	4	10	19
Dallas	7	4	3	18	15
Detroit	3	0	3	7	13
Edmonton	4	2	2	12	12
Los Angeles	15	6	9	42	47
Minnesota	4	1	3	10	17
Montreal	2	0	2	1	8
Nashville	3	1	2	5	6
NY Islanders	3	0	3	2	9
NY Rangers	3	1	2	7	10
Philadelphia	1	0	1	4	6
San Jose	5	3	2	16	13
St. Louis	9	6	3	26	26
Toronto	3	3	0	10	3
TOTALS	116	53	63	312	345

ROAD

Team	GP	W	L	GF	GA
Anaheim	3	1	2	4	8
Arizona (WPG)	6	3	3	22	19
Boston	3	0	3	3	17
Buffalo	4	0	4	5	16
Calgary	19	7	12	53	69
Chicago	14	6	8	38	40
Colorado	5	1	4	16	21
Dallas	5	4	1	13	8
Detroit	3	2	1	9	9
Edmonton	5	0	5	8	23
Los Angeles	13	7	6	51	49
Minnesota	3	2	1	7	9
Montreal	3	1	2	8	12
Nashville	3	3	0	9	5
NY Islanders	3	0	3	12	17
NY Rangers	4	2	2	12	11
Philadelphia	2	1	1	5	9
San Jose	4	1	3	12	15
St. Louis	9	6	3	29	27
Toronto	2	1	1	6	6
TOTALS	113	48	65	322	390

ALL-TIME PLAYOFF OVERTIME

OVERALL Wins 26 Losses 28 **HOME** Wins 11 Losses 14 **ROAD** Wins 15 Losses 14

Date	Opponent	Scorer	Time	W-L Score	Date	Opponent	Scorer	Time	W-L Score
Apr. 22/75	@ Montreal	Guy Lafleur	17:06	L 5-4	May 11/93	Los Angeles	Gary Shuchuk	26:31	L 4-3
Apr. 8/81	@ Buffalo	Al Haworth	5:00	L 3-2	Apr. 26/94	@ Calgary	Geoff Courttnall	7:15	W 2-1
Apr. 8/82	Calgary	Dave Williams	14:20	W 2-1	Apr. 28/94	Calgary	Trevor Linden	16:43	W 3-2
Apr. 16/82	Los Angeles	Steve Bozek	4:33	L 3-2	Apr. 30/94	@ Calgary	Pavel Bure	22:20	W 4-3
Apr. 18/82	@ Los Angeles	Colin Campbell	1:23	W 4-3	May 8/94	Dallas	Sergio Momesso	11:01	W 2-1
Apr. 27/82	@ Chicago	Jim Nill	28:58	W 2-1	May 16/94	@ Toronto	Peter Zedel	16:55	L 3-2
May 8/82	@ NY Islanders	Mike Bossy	19:58	L 6-5	May 24/94	Toronto	Greg Adams	20:14	W 4-3
Apr. 6/83	@ Calgary	Eddy Beers	12:27	L 4-3	May 31/94	@ NY Rangers	Greg Adams	19:26	W 3-2
Apr. 10/83	Calgary	Greg Meredith	1:06	L 4-3	May 15/95	@ St. Louis	Cliff Ronning	1:48	W 6-5
Apr. 5/89	@ Calgary	Paul Reinhart	2:47	W 4-3	May 21/95	@ Chicago	Joe Murphy	9:04	L 2-1
Apr. 15/89	@ Calgary	Joel Otto	19:21	L 4-3	May 25/95	Chicago	Chris Chelios	6:22	L 3-2
Apr. 6/91	@ Los Angeles	Wayne Gretzky	11:08	L 3-2	May 27/95	Chicago	Chris Chelios	5:35	L 4-3
Apr. 8/91	Los Angeles	Cliff Ronning	3:12	W 2-1	Apr. 25/96	@ Colorado	Joe Sakic	0:51	L 5-4
May 3/92	Edmonton	Joe Murphy	8:36	L 4-3	Apr. 16/01	@ Colorado	Peter Forsberg	2:50	L 4-3
Apr. 27/93	Winnipeg	Teemu Selanne	6:18	L 4-3	Apr. 17/02	@ Detroit	Henrik Sedin	13:59	W 4-3
Apr. 29/93	@ Winnipeg	Greg Adams	4:30	W 4-3	Apr. 25/03	Minnesota	Trent Klatt	3:42	W 4-3

ALL-TIME PLAYOFF RESULTS

Date	Opponent	Scorer	Time	W-L	Score
May 2/03	@ Minnesota	Brent Sopel	15:52	W	3-2
Apr. 17/04	@ Calgary	Brendan Morrison	42:28	W	5-4
Apr. 19/04	Calgary	Martin Gelinias	1:25	L	3-2
Apr. 11/07	Dallas	Henrik Sedin	78:06	W	5-4
Apr. 15/07	@ Dallas	Taylor Pyatt	7:47	W	2-1
Apr. 19/07	Dallas	Brenden Morrow	6:22	L	0-1
Apr. 27/07	@ Anaheim	Jeff Cowan	27:49	W	2-1
May 1/07	Anaheim	Travis Moen	2:07	L	2-3
May 3/07	@ Anaheim	Scott Niedermayer	24:30	L	1-2
Apr. 21/09	@ St. Louis	Alex Burrows	19:41	W	3-2
May 7/09	@ Chicago	Andrew Ladd	2:52	L	1-2

Date	Opponent	Scorer	Time	W-L	Score
Apr. 15/10	Los Angeles	Mikael Samuelsson	8:52	W	3-2
Apr. 17/10	Los Angeles	Anze Kopitar	7:28	L	2-3
Apr. 24/11	@ Chicago	Ben Smith	15:30	L	3-4
Apr. 26/11	Chicago	Alex Burrows	5:22	W	2-1
Apr. 30/11	Nashville	Matt Halischuk	34:51	L	1-2
May 3/11	@ Nashville	Ryan Kesler	10:45	W	3-2
May 24/11	San Jose	Kevin Bieksa	30:18	W	3-2
Jun. 4/11	Boston	Alex Burrows	0:11	W	3-2
Apr. 22/12	Los Angeles	Jarret Stoll	4:27	L	1-2
May 3/13	San Jose	Raffi Torres	5:31	L	2-3
May 7/13	@ San Jose	Patrick Marleau	13:18	L	3-4

ALL-TIME PLAYOFF SERIES

1975 QUARTER-FINAL

Montreal win 4-1					
Apr. 13	Vancouver	2	@ Montreal	6	L
Apr. 15	Vancouver	2	@ Montreal	1	W
Apr. 17	Montreal	4	@ Vancouver	1	L
Apr. 19	Montreal	4	@ Vancouver	0	L
Apr. 22	Vancouver	4	@ Montreal	5 OT	L

1976 PRELIMINARY ROUND

NY Islanders win 2-0					
Apr. 6	Vancouver	3	@ NY Islanders	5	L
Apr. 8	NY Islanders	3	@ Vancouver	1	L

1979 PRELIMINARY ROUND

Philadelphia win 2-1					
Apr. 10	Vancouver	3	@ Philadelphia	2	W
Apr. 12	Philadelphia	6	@ Vancouver	4	L
Apr. 14	Vancouver	2	@ Philadelphia	7	L

1980 PRELIMINARY ROUND

Buffalo win 3-1					
Apr. 8	Vancouver	1	@ Buffalo	2	L
Apr. 9	Vancouver	0	@ Buffalo	6	L
Apr. 11	Buffalo	4	@ Vancouver	5	W
Apr. 12	Buffalo	3	@ Vancouver	1	L

1981 PRELIMINARY ROUND

Buffalo win 3-0					
Apr. 8	Vancouver	2	@ Buffalo	3 OT	L
Apr. 9	Vancouver	2	@ Buffalo	5	L
Apr. 11	Buffalo	5	@ Vancouver	3	L

1982 SMYTHE DIVISION SEMI-FINAL

Vancouver win 3-0					
Apr. 7	Calgary	3	@ Vancouver	5	W
Apr. 8	Calgary	1	@ Vancouver	2 OT	W
Apr. 10	Vancouver	3	@ Calgary	1	W

1982 SMYTHE DIVISION FINAL

Vancouver win 4-1					
Apr. 15	Los Angeles	2	@ Vancouver	3	W
Apr. 16	Los Angeles	3	@ Vancouver	2 OT	L
Apr. 18	Vancouver	4	@ Los Angeles	3 OT	W
Apr. 19	Vancouver	5	@ Los Angeles	4	W
Apr. 21	Los Angeles	2	@ Vancouver	5	W

1982 CAMPBELL CONFERENCE CHAMPIONSHIP

Vancouver win 4-1					
Apr. 27	Vancouver	2	@ Chicago	1 OT	W
Apr. 29	Vancouver	1	@ Chicago	4	L
May 1	Chicago	3	@ Vancouver	4	W
May 4	Chicago	3	@ Vancouver	5	W
May 6	Vancouver	6	@ Chicago	2	W

1982 STANLEY CUP CHAMPIONSHIP

NY Islanders win 4-0					
May 8	Vancouver	5	@ NY Islanders	6 OT	L
May 11	Vancouver	4	@ NY Islanders	6	L
May 13	NY Islanders	3	@ Vancouver	0	L
May 16	NY Islanders	3	@ Vancouver	1	L

1983 SMYTHE DIVISION SEMI-FINAL

Calgary win 3-1					
Apr. 6	Vancouver	3	@ Calgary	4 OT	L
Apr. 7	Vancouver	3	@ Calgary	5	L
Apr. 9	Calgary	4	@ Vancouver	5	W
Apr. 10	Calgary	4	@ Vancouver	3 OT	L

1984 SMYTHE DIVISION SEMI-FINAL

Calgary win 3-1					
Apr. 4	Vancouver	3	@ Calgary	5	L
Apr. 5	Vancouver	2	@ Calgary	4	L
Apr. 7	Calgary	0	@ Vancouver	7	W
Apr. 8	Calgary	5	@ Vancouver	1	L

1986 SMYTHE DIVISION SEMI-FINAL

Edmonton win 3-0					
Apr. 9	Vancouver	3	@ Edmonton	7	L
Apr. 10	Vancouver	1	@ Edmonton	5	L
Apr. 12	Edmonton	5	@ Vancouver	1	L

1989 SMYTHE DIVISION SEMI-FINAL

Calgary win 4-3					
Apr. 5	Vancouver	4	@ Calgary	3 OT	W
Apr. 6	Vancouver	2	@ Calgary	5	L
Apr. 8	Calgary	4	@ Vancouver	0	L
Apr. 9	Calgary	3	@ Vancouver	5	W
Apr. 11	Vancouver	0	@ Calgary	4	L
Apr. 13	Calgary	3	@ Vancouver	6	W
Apr. 15	Vancouver	3	@ Calgary	4 OT	L

1991 SMYTHE DIVISION SEMI-FINAL

Los Angeles win 4-2					
Apr. 4	Vancouver	6	@ Los Angeles	5	W
Apr. 6	Vancouver	2	@ Los Angeles	3 OT	L
Apr. 8	Los Angeles	1	@ Vancouver	2 OT	W
Apr. 10	Los Angeles	6	@ Vancouver	1	L
Apr. 12	Vancouver	4	@ Los Angeles	7	L
Apr. 14	Los Angeles	4	@ Vancouver	1	L

1992 SMYTHE DIVISION SEMI-FINAL

Vancouver win 4-3					
Apr. 18	Winnipeg	3	@ Vancouver	2	L
Apr. 20	Winnipeg	2	@ Vancouver	3	W
Apr. 22	Vancouver	2	@ Winnipeg	4	L
Apr. 24	Vancouver	1	@ Winnipeg	3	L
Apr. 26	Winnipeg	2	@ Vancouver	8	W
Apr. 28	Vancouver	8	@ Winnipeg	3	W
Apr. 30	Winnipeg	0	@ Vancouver	5	W

1992 SMYTHE DIVISION FINAL

Edmonton win 4-2					
May 3	Edmonton	4	@ Vancouver	3 OT	L
May 4	Edmonton	0	@ Vancouver	4	W
May 6	Vancouver	2	@ Edmonton	5	L
May 8	Vancouver	2	@ Edmonton	3	L
May 10	Edmonton	3	@ Vancouver	4	W
May 12	Vancouver	0	@ Edmonton	3	L

ALL-TIME PLAYOFF RESULTS

1993 SMYTHE DIVISION SEMI-FINAL

Vancouver win 4-2

Apr. 19	Winnipeg	2	@ Vancouver	4	W
Apr. 21	Winnipeg	2	@ Vancouver	3	W
Apr. 23	Vancouver	4	@ Winnipeg	5	L
Apr. 25	Vancouver	3	@ Winnipeg	1	W
Apr. 27	Winnipeg	4	@ Vancouver	3 OT	L
Apr. 29	Vancouver	4	@ Winnipeg	3 OT	W

1993 SMYTHE DIVISION FINAL

Los Angeles win 4-2

May 2	Los Angeles	2	@ Vancouver	5	W
May 5	Los Angeles	6	@ Vancouver	3	L
May 7	Vancouver	4	@ Los Angeles	7	L
May 9	Vancouver	7	@ Los Angeles	2	W
May 11	Los Angeles	4	@ Vancouver	3 OT	L
May 13	Vancouver	3	@ Los Angeles	5	L

1994 WESTERN CONFERENCE QUARTER-FINAL

Vancouver win 4-3

Apr. 18	Vancouver	5	@ Calgary	0	W
Apr. 20	Vancouver	5	@ Calgary	7	L
Apr. 22	Calgary	4	@ Vancouver	2	L
Apr. 24	Calgary	3	@ Vancouver	2	L
Apr. 26	Vancouver	2	@ Calgary	1 OT	W
Apr. 28	Calgary	2	@ Vancouver	3 OT	W
Apr. 30	Vancouver	4	@ Calgary	3 OT	W

1994 WESTERN CONFERENCE SEMI-FINAL

Vancouver win 4-1

May 2	Vancouver	6	@ Dallas	4	W
May 4	Vancouver	3	@ Dallas	0	W
May 6	Dallas	4	@ Vancouver	3	L
May 8	Dallas	1	@ Vancouver	2 OT	W
May 10	Dallas	2	@ Vancouver	4	W

1994 WESTERN CONFERENCE FINAL

Vancouver win 4-1

May 16	Vancouver	2	@ Toronto	3 OT	L
May 18	Vancouver	4	@ Toronto	3	W
May 20	Toronto	0	@ Vancouver	4	W
May 22	Toronto	0	@ Vancouver	2	W
May 24	Toronto	3	@ Vancouver	4 OT	W

1994 STANLEY CUP FINAL

NY Rangers win 4-3

May 31	Vancouver	3	@ NY Rangers	2 OT	W
June 2	Vancouver	1	@ NY Rangers	3	L
June 4	NY Rangers	5	@ Vancouver	1	L
June 7	NY Rangers	4	@ Vancouver	2	L
June 9	Vancouver	6	@ NY Rangers	3	W
June 11	NY Rangers	1	@ Vancouver	4	W
June 14	Vancouver	2	@ NY Rangers	3	L

1995 WESTERN CONFERENCE QUARTER-FINAL

Vancouver win 4-3

May 7	Vancouver	1	@ St. Louis	2	L
May 9	Vancouver	5	@ St. Louis	3	W
May 11	St. Louis	1	@ Vancouver	6	W
May 13	St. Louis	5	@ Vancouver	2	L
May 15	Vancouver	6	@ St. Louis	5 OT	W
May 17	St. Louis	8	@ Vancouver	2	L
May 19	Vancouver	5	@ St. Louis	3	W

1995 WESTERN CONFERENCE SEMI-FINAL

Chicago win 4-0

May 21	Vancouver	1	@ Chicago	2 OT	L
May 23	Vancouver	0	@ Chicago	2	L
May 25	Chicago	3	@ Vancouver	2 OT	L
May 27	Chicago	4	@ Vancouver	3 OT	L

1996 WESTERN CONFERENCE QUARTER-FINAL

Colorado win 4-2

Apr. 16	Vancouver	2	@ Colorado	5	L
Apr. 18	Vancouver	5	@ Colorado	4	W
Apr. 20	Colorado	4	@ Vancouver	0	L
Apr. 22	Colorado	3	@ Vancouver	4	W
Apr. 25	Vancouver	4	@ Colorado	5 OT	L
Apr. 27	Colorado	3	@ Vancouver	2	L

2001 WESTERN CONFERENCE QUARTER-FINAL

Colorado win 4-0

Apr. 12	Vancouver	4	@ Colorado	5	L
Apr. 14	Vancouver	1	@ Colorado	2	L
Apr. 16	Colorado	4	@ Vancouver	3 OT	L
Apr. 18	Colorado	5	@ Vancouver	1	L

2002 WESTERN CONFERENCE QUARTER-FINAL

Detroit win 4-2

Apr. 17	Vancouver	4	@ Detroit	3 OT	W
Apr. 19	Vancouver	5	@ Detroit	2	W
Apr. 21	Detroit	3	@ Vancouver	1	L
Apr. 23	Detroit	4	@ Vancouver	2	L
Apr. 25	Vancouver	0	@ Detroit	4	L
Apr. 27	Detroit	6	@ Vancouver	4	L

2003 WESTERN CONFERENCE QUARTER-FINAL

Vancouver win 4-3

Apr. 10	St. Louis	6	@ Vancouver	0	L
Apr. 12	St. Louis	1	@ Vancouver	2	W
Apr. 14	Vancouver	1	@ St. Louis	3	L
Apr. 16	Vancouver	1	@ St. Louis	4	L
Apr. 18	St. Louis	3	@ Vancouver	5	W
Apr. 20	Vancouver	4	@ St. Louis	3	W
Apr. 22	St. Louis	1	@ Vancouver	4	W

2003 WESTERN CONFERENCE SEMI-FINAL

Minnesota win 4-3

Apr. 25	Minnesota	3	@ Vancouver	4 OT	W
Apr. 27	Minnesota	3	@ Vancouver	2	L
Apr. 29	Vancouver	3	@ Minnesota	2	W
May 2	Vancouver	3	@ Minnesota	2 OT	W
May 5	Minnesota	7	@ Vancouver	2	L
May 7	Vancouver	1	@ Minnesota	5	L
May 8	Minnesota	4	@ Vancouver	2	L

2004 WESTERN CONFERENCE QUARTER-FINAL

Calgary win 4-3

Apr. 7	Calgary	3	@ Vancouver	5	W
Apr. 9	Calgary	2	@ Vancouver	1	L
Apr. 11	Vancouver	2	@ Calgary	1	W
Apr. 13	Vancouver	0	@ Calgary	4	L
Apr. 15	Calgary	2	@ Vancouver	1	L
Apr. 17	Vancouver	5	@ Calgary	4 OT	W
Apr. 19	Calgary	3	@ Vancouver	2 OT	L

2007 WESTERN CONFERENCE QUARTER-FINAL

Vancouver win 4-3

Apr. 11	Dallas	4	@ Vancouver	5 OT	W
Apr. 13	Dallas	2	@ Vancouver	0	L
Apr. 15	Vancouver	2	@ Dallas	1 OT	W
Apr. 17	Vancouver	2	@ Dallas	1	W
Apr. 19	Dallas	1	@ Vancouver	0 OT	L
Apr. 21	Vancouver	0	@ Dallas	2	L
Apr. 23	Dallas	1	@ Vancouver	4	W

2007 WESTERN CONFERENCE SEMI-FINAL

Anaheim win 4-1

Apr. 25	Vancouver	1	@ Anaheim	5	L
Apr. 27	Vancouver	2	@ Anaheim	1 OT	W
Apr. 29	Anaheim	3	@ Vancouver	2	L
May 1	Anaheim	3	@ Vancouver	2 OT	L
May 3	Vancouver	1	@ Anaheim	2 OT	L

2009 WESTERN CONFERENCE QUARTER-FINAL

Vancouver win 4-0

Apr. 15	St. Louis	1	@ Vancouver	2	W
Apr. 17	St. Louis	0	@ Vancouver	3	W
Apr. 19	Vancouver	3	@ St. Louis	2	W
Apr. 21	Vancouver	3	@ St. Louis	2 OT	W

2009 WESTERN CONFERENCE SEMI-FINAL

Chicago win 4-2

Apr. 30	Chicago	3	@ Vancouver	5	W
May 2	Chicago	6	@ Vancouver	3	L
May 5	Vancouver	3	@ Chicago	1	W
May 7	Vancouver	1	@ Chicago	2 OT	L
May 9	Chicago	4	@ Vancouver	2	L
May 11	Vancouver	5	@ Chicago	7	L

ALL-TIME PLAYOFF RESULTS/RECORDS

2010 WESTERN CONFERENCE QUARTER-FINAL

Vancouver win 4-2

Apr. 15	Los Angeles	2	@ Vancouver	3 OT	W
Apr. 17	Los Angeles	3	@ Vancouver	2 OT	L
Apr. 19	Vancouver	3	@ Los Angeles	5	L
Apr. 21	Vancouver	6	@ Los Angeles	4	W
Apr. 23	Los Angeles	2	@ Vancouver	7	W
Apr. 25	Vancouver	4	@ Los Angeles	2	W

2010 WESTERN CONFERENCE SEMI-FINAL

Chicago win 4-2

May 1	Vancouver	5	@ Chicago	1	W
May 3	Vancouver	2	@ Chicago	4	L
May 5	Chicago	5	@ Vancouver	2	L
May 7	Chicago	7	@ Vancouver	4	L
May 9	Vancouver	4	@ Chicago	1	W
May 11	Chicago	5	@ Vancouver	1	L

2011 WESTERN CONFERENCE QUARTER-FINAL

Vancouver win 4-3

Apr. 13	Chicago	0	@ Vancouver	2	W
Apr. 15	Chicago	3	@ Vancouver	4	W
Apr. 17	Vancouver	3	@ Chicago	2	W
Apr. 19	Vancouver	2	@ Chicago	7	L
Apr. 21	Chicago	5	@ Vancouver	0	L
Apr. 24	Vancouver	3	@ Chicago	4 OT	L
Apr. 26	Chicago	1	@ Vancouver	2 OT	W

2011 WESTERN CONFERENCE SEMI-FINAL

Vancouver win 4-2

Apr. 28	Nashville	0	@ Vancouver	1	W
Apr. 30	Nashville	2	@ Vancouver	1 OT	L
May 3	Vancouver	3	@ Nashville	2 OT	W
May 5	Vancouver	4	@ Nashville	2	W
May 7	Nashville	4	@ Vancouver	3	L
May 9	Vancouver	2	@ Nashville	1	W

2011 WESTERN CONFERENCE FINAL

Vancouver win 4-1

May 15	San Jose	2	@ Vancouver	3	W
May 18	San Jose	3	@ Vancouver	7	W
May 20	Vancouver	3	@ San Jose	4	L
May 22	Vancouver	4	@ San Jose	2	W
May 24	San Jose	2	@ Vancouver	3 OT	W

2011 STANLEY CUP FINAL

Boston win 4-3

June 1	Boston	0	@ Vancouver	1	W
June 4	Boston	2	@ Vancouver	3 OT	W
June 6	Vancouver	1	@ Boston	8	L
June 8	Vancouver	0	@ Boston	4	L
June 10	Boston	0	@ Vancouver	1	W
June 13	Vancouver	2	@ Boston	5	L
June 15	Boston	4	@ Vancouver	0	L

2012 WESTERN CONFERENCE QUARTER-FINAL

Los Angeles win 4-1

Apr. 11	Los Angeles	4	@ Vancouver	2	L
Apr. 13	Los Angeles	4	@ Vancouver	2	L
Apr. 15	Vancouver	0	@ Los Angeles	1	L
Apr. 18	Vancouver	3	@ Los Angeles	1	W
Apr. 22	Los Angeles	2	@ Vancouver	1 OT	L

2013 WESTERN CONFERENCE QUARTER-FINAL

San Jose win 4-0

May 1	San Jose	3	@ Vancouver	1	L
May 3	San Jose	3	@ Vancouver	2 OT	L
May 5	Vancouver	2	@ San Jose	5	L
May 7	Vancouver	3	@ San Jose	4 OT	L

2015 WESTERN CONFERENCE QUARTER-FINAL

Calgary win 4-2

Apr. 15	Calgary	2	@ Vancouver	1	L
Apr. 17	Calgary	1	@ Vancouver	4	W
Apr. 19	Vancouver	2	@ Calgary	4	L
Apr. 21	Vancouver	1	@ Calgary	3	L
Apr. 23	Calgary	1	@ Vancouver	2	W
Apr. 25	Vancouver	4	@ Calgary	7	L

ALL-TIME PLAYOFF SHUTOUTS

Year	Date	Goaltender	Opp.	Score
1975	Apr. 19	Ken Dryden	Montreal	0-4
1980	Apr. 9	Bob Sauve	Buffalo	0-6
1982	May 13	Bill Smith	NY Islanders	0-3
1984	Apr. 7	Richard Brodeur	Calgary	7-0
1989	Apr. 8	Mike Vernon	Calgary	0-4
1989	Apr. 11	Mike Vernon	Calgary	0-4
1992	Apr. 30	Kirk McLean	Winnipeg	5-0
1992	May 4	Kirk McLean	Edmonton	4-0
1992	May 12	Bill Ranford	Edmonton	0-3
1994	Apr. 18	Kirk McLean	Calgary	5-0
1994	May 4	Kirk McLean	Dallas	3-0
1994	May 20	Kirk McLean	Toronto	4-0
1994	May 22	Kirk McLean	Toronto	2-0
1995	May 23	Ed Belfour	Chicago	0-2
1996	Apr. 20	Patrick Roy	Colorado	0-4
2002	Apr. 25	Dominik Hasek	Detroit	0-4
2003	Apr. 10	Chris Osgood	St. Louis	0-6
2004	Apr. 13	Mikka Kiprusoff	Calgary	0-4
2007	Apr. 13	Marty Turco	Dallas	0-2
2007	Apr. 19	Marty Turco	Dallas	0-1
2007	Apr. 21	Marty Turco	Dallas	0-2
2009	Apr. 17	Roberto Luongo	St. Louis	3-0
2011	Apr. 13	Roberto Luongo	Chicago	2-0
2011	Apr. 21	Corey Crawford	Chicago	0-5
2011	Apr. 28	Roberto Luongo	Nashville	1-0
2011	June 1	Roberto Luongo	Boston	1-0
2011	June 8	Tim Thomas	Boston	0-4
2011	June 10	Roberto Luongo	Boston	1-0
2011	June 15	Tim Thomas	Boston	0-4
2012	Apr. 15	Jonathan Quick	Los Angeles	0-1

ALL-TIME TOP FIVE

Games Played		3	Daniel Sedin	46	
1	Trevor Linden	118	4	Geoff Courtnall	35
2	Henrik Sedin	105	5	Cliff Ronning	34
3	Daniel Sedin	102	Penalty Minutes		
4	Sami Salo	74	1	Dave Williams	181
T-5	Jyrki Lumme	72	2	Sergio Momesso	157
	Cliff Ronning	72	3	Alex Burrows	124
Goals		4	Kevin Bielska	122	
T-1	Trevor Linden	34	5	Geoff Courtnall	121
	Pavel Bure	34	Defenceman Points		
3	Geoff Courtnall	26	1	Jyrki Lumme	40
4	Daniel Sedin	25	2	Alex Edler	31
5	Cliff Ronning	24	3	Mattias Ohlund	28
Assists		4	Dave Babych	27	
1	Trevor Linden	61	5	Sami Salo	26
2	Henrik Sedin	55			

ALL-TIME PLAYOFF COACHING

Rk	Coach	GP	W	L	PCT
1	Roger Neilson	21	12	9	.571
2	Pat Quinn	61	31	30	.508
3	Alain Vigneault	68	33	35	.485
4	Bob McCammon	7	3	4	.428
5	Marc Crawford	31	12	19	.387
6	Rick Ley	11	4	7	.364
7	Willie Desjardins	6	2	4	.333
8	Harry Neale	14	3	11	.214
9	Phil Maloney	7	1	6	.143
10	Tom Watt	3	0	3	.000

ALL-TIME PLAYOFF PENALTY SHOTS

- Steve Duchesne, Los Angeles, successful against Kirk McLean, Game 4, Smythe Division Semi-Finals, Apr. 10, 1991
- Pavel Bure unsuccessful against Mike Richter, NY Rangers Game 4, Stanley Cup Finals, Jun. 7, 1994
- Todd Bertuzzi unsuccessful against Dominik Hasek, Detroit Red Wings Game 3, Western Conference Quarter-Final, Apr. 21, 2002
- Michael Frolik, Chicago Blackhawks, successful against Cory Schneider Game 6, Western Conference Quarter-Final, Apr. 24, 2011
- Alex Burrows unsuccessful against Corey Crawford, Chicago Blackhawks Game 7, Western Conference Quarter-Final, Apr. 26, 2011
- Dustin Brown, Los Angeles, unsuccessful against Cory Schneider, Game 4, Western Conference Quarter-Final, Apr. 18, 2012.

ALL-TIME PLAYOFF GOALTENDING/SCORING

ALL-TIME PLAYOFF GOALTENDING

Rk	Player	GPI	MINs	GA	SO	AVG	W	L	Rk	Player	GPI	MINs	GA	SO	AVG	W	L
1	K. McLean	68	4,189	198	6	2.84	34	34	13	R. Miller	3	157	6	0	2.31	1	1
2	R. Luongo	64	3,857	163	5	2.54	32	31	14	J. Garrett	3	78	4	0	3.08	1	0
3	R. Brodeur	29	1,809	99	1	3.28	12	17	15	J. Hedberg	2	99	4	0	2.45	1	1
4	D. Cloutier	25	1,361	75	0	3.31	10	13	16	G. Hanlon	2	60	3	0	3.00	0	0
5	C. Schneider	10	463	20	0	2.59	1	4	17	P. Skudra	2	96	5	0	3.13	0	1
6	G. Brosmley	7	360	25	0	4.17	2	5	18	B. Essensa	2	123	6	0	2.95	0	2
7	C. Hirsich	6	338	21	0	3.73	2	3	19	D. Sabourin	2	15	1	0	4.14	0	0
8	A. Auld	4	242	10	0	2.48	1	2	20	C. Ridley	2	120	8	0	4.00	0	2
9	E. Lack	4	199	10	0	3.03	1	3	21	K. Whitmore	1	20	2	0	6.00	0	0
10	G. Smith	4	257	14	0	3.27	1	3	22	A. Raycroft	1	25	1	0	2.44	0	0
11	T. Gamble	4	250	16	0	3.85	1	3	23	K. Lockett	1	60	6	0	6.00	0	1
12	S. Weeks	3	140	8	0	3.43	1	1	24	W. Young	1	60	5	0	5.00	0	1

ALL-TIME PLAYOFF SCORING

Rk	Player	GP	G	A	PTS	PIM	Rk	Player	GP	G	A	PTS	PIM
1	T. Linden	118	34	61	95	90		A. Plavsic	13	1	7	8	4
2	H. Sedin	105	23	55	78	58		T-62 J. Nill	20	4	3	7	73
3	D. Sedin	102	25	46	71	78		D. Murzyn	40	3	4	7	92
4	P. Bure	60	34	32	66	72		R. Torres	23	3	4	7	28
5	G. Courtnall	65	26	35	61	121		B. Bradley	7	3	4	7	10
6	C. Ronning	72	24	34	58	48		R. Lanz	14	2	5	7	6
7	J. Lumme	72	9	31	40	36		C. Oddleifson	14	1	6	7	8
T-8	T. Gradin	38	17	21	38	20		T-68 M. Lapierre	34	3	3	6	88
	R. Kesler	57	12	26	38	71		T. Pyatt	16	2	4	6	8
T-10	A. Burrows	70	19	15	34	124		B. Dailey	7	2	4	6	14
	G. Adams	53	15	19	34	16		P. Skriko	10	1	5	6	0
T-12	S. Smyl	41	16	17	33	64		K. McLean (G)	68	0	6	6	0
	M. Naslund	45	13	20	33	46		T-73 J. Beranek	14	3	2	5	12
14	A. Edler	65	8	23	31	40		J. Gould	7	3	2	5	0
15	M. Ohlund	52	9	19	28	55		R. Nordmark	7	3	2	5	8
16	D. Babych	60	9	18	27	42		E. Tikkanen	6	3	2	5	2
17	S. Salo	74	9	17	26	14		S. O'Brien	22	2	3	5	49
T-18	K. Biekša	71	10	15	25	122		C. Campbell	19	2	3	5	98
	B. Morrison	43	8	17	25	38		R. Oksiuuta	10	2	3	5	0
20	M. Craven	34	8	15	23	22		D. Ward	9	2	3	5	0
21	S. Momooso	66	9	13	22	157		P. Reinhart	7	2	3	5	4
T-22	E. Jovanovski	31	9	10	19	36		M. Baron	24	0	5	5	20
	J. Brown	39	7	12	19	39		R. Blight	5	0	5	5	2
	C. Ehrhoff	25	5	14	19	24		T-84 G. Odjick	32	3	1	4	95
T-25	M. Samuelsson	23	9	9	18	24		B. Smolinski	12	2	2	4	8
	M. Raymond	55	8	10	18	14		K. McCarthy	11	2	2	4	12
	J. Hansen	64	7	11	18	42		D. Lever	10	2	2	4	6
28	J. Sandlak	33	7	10	17	30		G. O'Flaherty	7	2	2	4	6
29	R. Courtnall	17	5	11	16	23		T. Kurvers	6	2	2	4	12
T-30	D. Rota	30	10	5	15	82		R. Vrba	6	2	2	4	0
	I. Boldirev	22	9	6	15	4		J. Gillis	5	2	2	4	0
	G. Diduck	47	6	9	15	53		J. Ruutu	24	1	3	4	32
T-33	T. Bertuzzi	24	6	8	14	82		G. Minor	12	1	3	4	25
	T. Williams	31	4	10	14	181		A. Semenov	12	1	3	4	0
T-35	C. Fraser	27	4	9	13	108		B. Horvat	6	1	3	4	2
	K. Wellwood	22	3	10	13	0		A. Chubarov	27	0	4	4	4
T-38	I. Hlinka	16	3	10	13	8		T-97 G. Butcher	14	2	1	3	24
	M. Cooke	32	8	4	12	30		R. Sutter	7	2	1	3	12
	M. Gelinas	33	6	6	12	26		A. Cassels	6	2	1	3	0
	D. Halward	28	6	6	12	77		P. Bordeleau	5	2	1	3	0
	D. Lidster	41	2	10	12	36		R. Delorme	23	1	2	3	49
	D. Hamhuis	34	2	10	12	36		M. Crawford	20	1	2	3	44
T-43	G. Lupul	25	4	7	11	11		P-O. Brasar	13	1	2	3	0
	I. Lariionov	19	4	7	11	10		D. Kearns	11	2	2	3	8
	P. Nedved	28	3	8	11	18		R. Kron	11	1	2	3	2
	B. Sopel	42	2	9	11	10		S. Lachance	8	1	2	3	6
	N. Belland	21	2	9	11	23		M. Bridgman	7	1	2	3	10
	L. Molin	19	2	9	11	7		N. Bonino	6	1	2	3	4
T-49	C. Higgins	40	5	5	10	6		M. Kirton	4	1	2	3	7
	H. Snepsts	44	1	9	10	99		W. Mitchell	22	0	3	3	34
	B. Hedicán	41	1	9	10	32		B. Glynn	17	0	3	3	10
	T. Tanti	18	1	9	10	15		R. Rypien	17	0	3	3	47
T-53	S. Bernier	22	6	3	9	7		C. Tanev	16	0	3	3	0
	T. Klatt	18	5	4	9	2		R. Walter	13	0	3	3	8
	L. Lindgren	25	3	6	9	14		Blair MacDonald	8	0	3	3	2
	P. Demitra	17	3	6	9	6		J. Siegr	5	0	3	3	4
	N. Lafayette	20	2	7	9	4		T-117 J. Cowan	10	2	0	2	22
	A. Mogilny	6	1	8	9	8		C. Neely	7	2	0	2	8
T-59	T. Fergus	13	5	3	8	6		B. Peterson	3	2	0	2	9
	M. Sundin	8	3	5	8	2		M. Malik	21	1	1	2	20

ALL-TIME PLAYOFF SCORING

ALL-TIME PLAYOFF SCORING

RK	Player	GP	G	A	PTS	PIM	RK	Player	GP	G	A	PTS	PIM
	R. Johnson	14	1	1	2	4		A. Schliebener	6	0	0	0	0
	J. Bulis	12	1	1	2	2		M. Sillinger	6	0	0	0	2
	P. Sundstrom	11	1	1	2	9		J. Tambellini	6	0	0	0	2
	B. Manno	10	1	1	2	12		Y. Weber	6	0	0	0	12
	C. Ruuttu	9	1	1	2	0		D. Weise	6	0	0	0	4
	M. Rucinsky	7	1	1	2	6		T. Pratt	5	0	0	0	5
	G. Sanderson	7	1	1	2	4		B. Richardson	5	0	0	0	15
	D. Capuano	6	1	1	2	5		M. Ridley	5	0	0	0	2
	S. Matthias	6	1	1	2	10		L. Rohlin	5	0	0	0	0
	L. Sbisá	6	1	1	2	7		A. Stojanov	5	0	0	0	2
	R. Kenins	5	1	1	2	4		M. Wotton	5	0	0	0	4
	L. Krajicek	12	0	2	2	12		J. Agnew	4	0	0	0	6
	T. Letowski	12	0	2	2	8		A. Auld (G)	4	0	0	0	0
	S. Bozek	10	0	2	2	4		D. Bereshowsky	4	0	0	0	12
	B. Reid	10	0	2	2	0		D. Brashear	4	0	0	0	0
	L. Rochefort	5	0	2	2	0		F. Corrado	4	0	0	0	0
	J. Belanger	3	0	2	2	2		T. Gamble (G)	4	0	0	0	0
	J.-J. Daigneault	3	0	2	2	0		J. Garrison	4	0	0	0	2
T-139	B. May	20	1	0	1	21		J. Hughes	4	0	0	0	10
	A. Rome	16	1	0	1	37		E. Lack (G)	4	0	0	0	0
	A. Aucoin	10	1	0	1	2		M. Lemay	4	0	0	0	12
	D. Hordichuk	10	1	0	1	14		D. Logan	4	0	0	0	0
	M. Grabner	9	1	0	1	0		L. Melnyk	4	0	0	0	2
	B. Ashton	7	1	0	1	8		R. Murphy	4	0	0	0	2
	J. Butler	7	1	0	1	2		D. Smith	4	0	0	0	6
	G. Monahan	7	1	0	1	4		G. Smith (G)	4	0	0	0	0
	A. Boudrias	6	1	0	1	0		N. Smith	4	0	0	0	0
	T. Warriner	6	1	0	1	2		N. Baumgartner	3	0	0	0	0
	S. Pahlsson	5	1	0	1	4		J. Benning	3	0	0	0	0
	J. Charbonneau	3	1	0	1	4		M. Bergevin	3	0	0	0	2
	D. Kozak	3	1	0	1	0		G. Boddy	3	0	0	0	0
	D. Ververgaert	3	1	0	1	4		A. Bolduc	3	0	0	0	0
	B. McMillan	2	1	0	1	4		C. Cox	3	0	0	0	2
	J. McIntyre	24	0	1	1	16		T. Currie	3	0	0	0	10
	A. Alberts	23	0	1	1	35		A. Ebbett	3	0	0	0	0
	S. Antoski	16	0	1	1	36		R. Fitzpatrick	3	0	0	0	6
	G. Valk	16	0	1	1	37		J. Garrett (G)	3	0	0	0	0
	K. Ballard	14	0	1	1	8		B. Gassoff	3	0	0	0	0
	C. Hodgson	12	0	1	1	2		P. Kavanagh	3	0	0	0	2
	J. Grisdale	10	0	1	1	15		D. Lowry	3	0	0	0	0
	R. Sedlbauer	10	0	1	1	19		J. McIlhargey	3	0	0	0	2
	J. Green	9	0	1	1	12		P. McNab	3	0	0	0	0
	R. Gregg	7	0	1	1	8		R. Miller (G)	3	0	0	0	0
	M. Robitaille	7	0	1	1	4		P. Schaefer	3	0	0	0	0
	F. Kucera	6	0	1	1	0		B. Schmautz	3	0	0	0	0
	J. Mazur	6	0	1	1	8		R. Tudor	3	0	0	0	0
	B. Murray	6	0	1	1	13		O. Vaananen	3	0	0	0	2
	D. Booth	5	0	1	1	0		S. Weeks (G)	3	0	0	0	2
	J. Hlavac	5	0	1	1	0		S. Baertschi	2	0	0	0	0
	M. Peca	5	0	1	1	8		G. Cochrane	2	0	0	0	5
	H. Druken	4	0	1	1	0		A. De Marco	2	0	0	0	0
	D. Pederson	4	0	1	1	4		B. Essensa (G)	2	0	0	0	0
	D. Roy	4	0	1	1	2		K. Hammond	2	0	0	0	6
	P. Martin	3	0	1	1	2		G. Hanlon (G)	2	0	0	0	0
	R. Stern	3	0	1	1	17		J. Hedberg (G)	2	0	0	0	0
	J. Carson	2	0	1	1	0		J. Namestnikov	2	0	0	0	2
	W. Young (G)	1	0	1	1	0		C. Ridley (G)	2	0	0	0	0
T-178	R. Luongo (G)	64	0	0	0	0		D. Sabourin (G)	2	0	0	0	0
	T. Humter	46	0	0	0	74		P. Skudra (G)	2	0	0	0	0
	R. Brodeur (G)	29	0	0	0	4		J. Strudwick	2	0	0	0	0
	R. Dirk	28	0	0	0	41		M. Walton	2	0	0	0	5
	D. Cloutier (G)	25	0	0	0	10		R. Bawa	1	0	0	0	0
	T. Glass	24	0	0	0	18		B. Bitz	1	0	0	0	15
	V. Oreskovich	19	0	0	0	12		T. Bouck	1	0	0	0	0
	A. Eldebrink	13	0	0	0	10		D. Bruce	1	0	0	0	0
	J. Cullimore	11	0	0	0	12		J. Dowd	1	0	0	0	0
	M. Malhotra	11	0	0	0	0		L. Goodenough	1	0	0	0	2
	C. Schneider (G)	10	0	0	0	0		K. Guy	1	0	0	0	0
	Z. Kassian	8	0	0	0	6		J. King	1	0	0	0	0
	G.C. Adams	7	0	0	0	21		J. Kocur	1	0	0	0	0
	B. Allen	7	0	0	0	6		K. Lockett (G)	1	0	0	0	0
	G. Bromley (G)	7	0	0	0	2		M. Petit	1	0	0	0	0
	M. Keane	7	0	0	0	4		M. Pettinger	1	0	0	0	0
	J. Bubla	6	0	0	0	7		S. Pirizzotto	1	0	0	0	0
	D. Dorsett	6	0	0	0	20		A. Raycroft (G)	1	0	0	0	0
	B. Helmer	6	0	0	0	0		T. Santala	1	0	0	0	0
	C. Hirsch (G)	6	0	0	0	2		T. Sestito	1	0	0	0	2
	D. Jackson	6	0	0	0	10		L. Vey	1	0	0	0	0
	B. Lalonde	6	0	0	0	2		K. Whitmore (G)	1	0	0	0	0

ALL-TIME PLAYOFF RECORDS

SEASON

Wins		
Most	15	2011, 1994
Most Home	10	2011
Most Road	8	1994
Most Consecutive	5	Apr. 26-May 04/94, May 18-31/94

Goals		
Most For	76	1994
Most Against	69	2011

SERIES

Goals		
Most For	29	1992 Division Semi-Final vs WPG
Most Against	26	1989 Division Semi-Final vs CGY
Most, Both Team	46	1989 Division Semi-Final vs CGY 1992 Division Semi-Final vs WPG

Power Play Goals

Most For	9	2011 Conference Final vs SJ
Most Against	10	1989 Division Semi-Final vs CGY
Most, Both Teams	17	1989 Division Semi-Final vs CGY

Shorthanded Goals

Most For	6	1995 Western Quarter Final vs STL
Most, Both Teams	7	1995 Western Quarter Final vs STL

GAME

Overtime		
Longest	78:06	Apr. 11/07 (VAN 5 vs DAL 4, Henrik Sedin scored at 18:06 in the fourth overtime. The total time played for the game was 138:06)
Shortest	0:11	June 4/11 (VAN 3 vs BOS 2 – Alex Burrows)

Goals		
Most	8	Apr. 26/92 (VAN 8 vs WPG 2) Apr. 28/92 (VAN 8 @ WPG 3) June 6/11 (VAN 1 @ BOS 8) May 17/95 (VAN 2 @ STL 8)
Most Against	8	June 6/11 (VAN 1 @ BOS 8) May 17/95 (VAN 2 @ STL 8)
Most, Both Teams	12	Apr. 20/94 (CGY 7 vs VAN 5)

Power Play Goals

Most	4	Apr. 9/89 vs CGY
Most Against	4	May 7/10 vs CHI
Most, Both Teams	7	May 11/09 @ CHI Apr. 9/89 vs CGY

PERIOD

Goals		
Most	5	Jun. 9/94 vs NYR
Most Against	4	Apr. 25/15 @ CGY June 13/11 @ BOS June 6/11 @ BOS Apr. 19/11 @ CHI May 11/09 @ CHI Apr. 9/80 vs BUF May 11/82 vs NYI Apr. 9/86 vs EDM Apr. 20/94 vs CGY May 17/95 vs STL Apr. 16/96 vs COL Jun. 9/94 vs NYR
Most, Both Teams	8	

Power Play

Most	3	May 4/92 vs EDM Apr. 12/91 vs LA
Most Against	3	Apr. 9/80 vs BUF Apr. 9/89 vs CGY May 7/10 vs CHI Apr. 9/89 vs CGY
Most, Both Teams	5	

Overtime		
Most Games	7	1994
Most Wins	6	1994
Most Losses	3	2007, 1995

Power Play Goals

Most For	19	2011, 1994
Most Against	20	1994

Penalty Minutes

Most for	285	1982 Campbell Conference Final vs CHI
----------	-----	---------------------------------------

Overtime

Most Games	3	1994 Western Conference Quarter-Final vs CGY (3-0) 1995 Western Conference Semi-Final vs CHI (0-3) 2007 Western Conference Quarter-Final vs DAL (2-1) 2007 Western Conference Semi-Final vs ANA (1-2)
	3	
	3	
	3	

Fastest Two

Shorthanded Goals 0:17	Christian Ruutu at 4:31, Geoff Courtnall at 4:48 of second period on May 15/95 vs STL. Previous record was 24 seconds set by MTL in 1978 – an NHL record.
------------------------	---

Penalty Minutes

Most	106	Apr. 29/82 vs CHI
Most, Opponent	95	Apr. 17/15 by CGY
Most, Both Teams	188	Apr. 29/82 vs CHI

Shots on Goal

Most	56	Apr. 11/07 vs DAL
Most, Opponent	76	Apr. 11/07 by DAL
Most, Both Teams	132	Apr. 11/07 by DAL
Fewest	13	May 22/11 @ SJ
Fewest, Opponent	14	May 4/92 vs EDM
Fewest, Both Teams	36	Apr. 8/89 vs CGY

Shots on Goal

Most	23	Apr. 13/12 vs LA
Most, Opponent	22	May 3/07 @ ANA
Most, Both Teams	32	Jun. 9/94 vs NYR
Fewest	2	May 9/11 @ NSH Apr. 22/96 vs COL
Fewest, Opponent	1	May 4/92 vs EDM
Fewest, Both Teams	9	Apr. 8/89 vs CGY

Fastest Goal to Start Game

Canucks	:08	Apr. 7/82 vs CGY (Stan Smyl)
Opponent	:18	May 7/10 vs CHI (Brent Seabrook)

Fastest Goal to Start Period

Canucks	:08	Apr. 7/82 vs CGY (Stan Smyl)
---------	-----	------------------------------

ALL-TIME PLAYOFF RECORDS

PERIOD CONTINUED

Fastest Two Goals

Canucks	:15	Apr. 13/89 vs CGY (Rich Sutter 19:29, Garth Butcher 19:44, 2nd)
Opponent	:09	May 5/13 at SJ (Logan Couture 1:40, Patrick Marleau 1:49, 3rd)
Both Teams	:16	Apr. 17/04 @ CGY (Geoff Sanderson 10:15, Oleg Saprykin 10:31, 2nd)

Fastest Three Goals

Canucks	1:55	May 22/11 at SJ (Ryan Kesler 9:16, Salo 10:55 & 11:11, 2nd)
Opponent	:38	Apr. 18/01 vs COL (Peter Forsberg 9:11, Joe Sakic 9:28, Eric Messier 9:49, 3rd)
Both Teams	1:34	May 11/09 @ CHI (Daniel Sedin 12:15, Patrick Kane 13:00, Jonathan Toews 13:49, 3rd)

INDIVIDUAL

CAREER

Most Playoff Years	11	Trevor Linden Henrik Sedin Daniel Sedin
Most Games Played	118	Trevor Linden
Most Points	95	Trevor Linden
Most Goals	34	Trevor Linden Pavel Bure Cliff Ronning
Most GWG	7	Cliff Ronning
Goals, OT	3	Alex Burrows Greg Adams
Series-Winning Goals	2	Alex Burrows Daniel Sedin Greg Adams
Most Assists	61	Trevor Linden
Most PIM	181	Dave Williams
Most Games, Goalie	68	Kirk McLean
Most Wins, Goalie	34	Kirk McLean
Most Shutouts, Goalie	6	Kirk McLean

YEAR

Most Points	31	Pavel Bure (1994)
Most Points, Def.	15	Jeff Brown (1994)
Most Goals	16	Pavel Bure (1994)
Most Goals, Def.	7	Ed Jovanovski (2003)
Most GWG	3	Chris Higgins (2011) Geoff Courtnall (1994)
Most PPG	5	Daniel Sedin (2011) Trevor Linden (1994) Greg Adams (1993)
Most Assists	19	Henrik Sedin (2011)
Most Assists, Def.	11	Jyrki Lumme (1994)
Most PIM	116	Dave Williams (1982)

Most Shots	101	Pavel Bure (1994)
Longest Point Streak	16	Pavel Bure (1994)

Longest Goal Streak	5	Mikael Samuelsson (2010) Cliff Ronning (1991)
---------------------	---	--

Longest Assist Streak	6	Henrik Sedin (2011)
Most Games, Goalie	25	Roberto Luongo (2011)
Most Wins, Goalie	15	Roberto Luongo (2011) Kirk McLean (1994)

Most Shutouts	4	Roberto Luongo (2011) Kirk McLean (1994)
Most Minutes	1544	Kirk McLean (1994)

SERIES

Most Goals	7	Mikael Samuelsson (2010 vs LA) Pavel Bure (1995 vs STL)
------------	---	--

Most Points	12	Henrik Sedin (2011 vs SJ) Pavel Bure (1995 vs STL)
--------------------	-----------	--

Most Assists	11	Henrik Sedin (2011 vs SJ)
Most PIM	51	Dave Williams (1982 vs CHI)

Most PP	2	Multiple times
Most Shots	30	Pavel Bure (1995 vs STL)

GAME

Most Saves	72	Roberto Luongo (Apr. 11/07 vs DAL)
------------	----	---------------------------------------

Most Goals	3	Five times: Trevor Linden, (Most recent Apr. 25/96 @ COL), Doug Halward, Two times: Geoff Courtnall (Most recent Apr. 30/92 vs WPG), Pavel Bure
------------	---	--

Most Assists	4	Henrik Sedin (May 22/11 vs SJ)
Most Points	4	Henrik Sedin (May 22/11 vs SJ) Russ Courtnall (May 9/95 at STL)

		Geoff Courtnall (Apr. 30/92 vs WPG) Pavel Bure (Apr. 26/92 vs WPG) Geoff Courtnall (Apr. 4/91 vs LA) Trevor Linden (Apr. 9/89 vs CGY)
--	--	--

Most Shots	11	Geoff Courtnall (Apr. 30/92 vs WPG)
Most PP Goals	2	Sami Salo (May 22/11 at SJ)

		Daniel Sedin (May 18/11 vs SJ) Ryan Kesler (May 3/11 at NSH) Trevor Linden (Most recent Apr. 25/96) Doug Halward (Apr. 7/84 vs CGY) Ivan Hlinka (Apr. 15/82 vs LA)
--	--	---

PERIOD

Most Goals	2	11 players
Most Assists	3	Henrik Sedin (May 22/11 at SJ, 2nd)

Most Points	3	Sami Salo (May 22/11 at SJ, 2nd) Henrik Sedin (May 22/11 at SJ, 2nd)
-------------	---	--

		Daniel Sedin (Apr. 21/10 at LA, 3rd) Pavel Bure (June 9/94 vs NYR, 3rd)
--	--	---

		Geoff Courtnall (Apr. 4/91 vs LA, 3rd) Gino Odjick (May 17/95 vs STL)
--	--	---

Fastest Two Goals	0:16	Sami Salo (May 22/11 at SJ, 2nd)
-------------------	------	----------------------------------

**PRE-GAME. POST-GAME.
EVERY GAME.**





NHL

NATIONAL HOCKEY LEAGUE

NEW YORK

1185 Avenue of the Americas, New York, NY, 10036
Phone: 212.789.2000 Fax: 212.789.2020

TORONTO

50 Bay St., 11th Floor
Toronto, ON, M5J 2X8
Phone: 416.359.7900 Fax: 416.981.2779

MONTRÉAL

1800 McGill College Ave., Suite 2600
Montréal, Québec, H3A 3J6
Phone: 514.841.9220 Fax: 514.841.1070

EXECUTIVE

Commissioner Gary B. Bettman
Deputy Commissioner William Daly
Senior Executive Vice President
of Hockey Operations Colin Campbell

2015.16 RULE CHANGES

3-ON-3 OVERTIME, COACH'S CHALLENGE INTRODUCED

3-on-3 Overtime

- Teams play an additional overtime period of not more than five (5) minutes with the team scoring first declared the winner and being awarded an additional point.
- The overtime period will be played with each team at 3-on-3 manpower (plus goaltender) for the full five-minute period.
- Manpowers during overtime will be adjusted to reflect the situation in the game, but at no time will a team have fewer than three (3) skaters on the ice during the overtime period. For example, if a team enters the overtime period on a power play, manpower would be adjusted from 5 on 4 at the end of regulation to 4 on 3 at the start of overtime. If a minor penalty is assessed during overtime, the teams will play 4 on 3. If a second minor penalty is assessed to the same team during overtime, the teams will play 5 on 3.
- If the game remains tied at the end of the five (5) minute overtime period, the teams will proceed to a three-round shootout. After each team has taken three shots, if the score remains tied, the shootout will proceed to a "sudden death" format.
- Clubs who pull their goaltender for an extra attacker during the overtime period (other than on a delayed penalty) will be subject to the potential forfeiture of their one (1) point earned for the tie at the end of regulation in the event the opposing team scores into the empty net.
- At the end of regulation, the entire ice surface will be shoveled and the goalies will change ends. There will be no further ice surface maintenance during the balance of overtime period. Following the overtime period and before the shootout, the ice surface will be shoveled again, and the goalies will change ends.

Expanded Video Review

This expanded video review is intended to be extremely narrow in scope and the original call on the ice is to be overturned if, and only if, a determination is made by the on-ice Official(s) (in consultation with the Toronto Video Room) that the original call on the ice was not correct. If a review is not conclusive and/or there is any doubt whatsoever as to whether the call on the ice was correct, the on-ice Official(s) will be instructed to confirm their original call.

Coach's Challenge

- A team may only request a Coach's Challenge to review the following scenarios:
 - "Off-Side" Play Leading to a Goal. A play that results in a "GOAL" call on the ice where the defending team asserts that the play should have been stopped by reason of an "Off-Side" infraction by the attacking team.
 - Scoring Plays Involving Potential "Interference on the Goalkeeper"
 - A play that results in a "GOAL" call on the ice where the defending team asserts that the goal should have been disallowed due to "Interference on the Goalkeeper," as described in Rules 69.1, 69.3 and 69.4; or
 - A play that results in a "NO GOAL" call on the ice despite the puck having entered the net, where the on-ice Officials have determined that the attacking team was guilty of "Interference on the Goalkeeper" but where the attacking team asserts: (i) there was no actual contact of any kind initiated by an attacking Player with the goalkeeper; or (ii) the attacking Player was pushed, shoved, or fouled by a defending Player causing the attacking Player to come into contact with the goalkeeper; or (iii) the attacking Player's positioning within the goal crease did not impair the goalkeeper's ability to defend his goal and, in fact, had no discernible impact on the play.
- A team may only request a Coach's Challenge if they have their time-out available and the Coach's Challenge must be effectively initiated prior to the resumption of play.
- If the Coach's Challenge **does not** result in the original call on the ice being overturned, the team exercising such challenge will forfeit its time-out.
- If the Coach's Challenge **does** result in the call on the ice being overturned, the team successfully exercising such challenge will retain its time-out.

League Initiated Review

1. In the final minute of play in the 3rd Period and at any point in Overtime (Regular Season and Playoffs), Hockey Operations will initiate the review of any scenario that would otherwise be subject to a Coach's Challenge.
2. Hockey Operations will continue to initiate and be responsible for the review of all goals subject to Video Review under Rule 38.4. Where a Coach's Challenge is available on a scoring play potentially involving "Interference on the Goalkeeper" or "Off-Side," Hockey Operations will, as an initial and threshold matter, determine that the puck entered the net and is a good hockey goal before the play will be subject to further review by means of a Coach's Challenge (or, in the final minute of play or in Overtime, a review initiated by Hockey Operations). If a team requests a Coach's Challenge but Video Review under Rule 38.4 renders such Challenge unnecessary, then the Challenge will be deemed not to have been made and the timeout will be preserved.

Additional Notes Regarding Scenarios Subject to Expanded Video Review

1. The League will make available in all arenas, technology (either a handheld tablet or a television or computer monitor) that will allow on-ice Officials, in conjunction with the Toronto Video Room, to view replays if, and only to the extent, a formal Coach's Challenge has been initiated (or, in the final minute of play or in Overtime, a review by Hockey Operations is initiated). To the extent practical, the replays made available to the Officials on the ice will be the same replays that are being utilized by the Toronto Video Room.
2. Once a Challenge has been initiated (or, in the final minute of play or in Overtime, a review is initiated by Hockey Operations), the Toronto Video Room will immediately establish contact with the Referee (or Linesman) responsible for the call on the ice via the headset and will inquire and discuss with the Referee (or Linesman), prior to the Referee (or Linesman) examining any video, the following: (a) the Referee's (or Linesman's) "final" call on the ice; and (b) what the Referee (or Linesman) observed on the play.
3. The on-ice call will then be reviewed simultaneously by the appropriate on-ice Officials at ice level and by Hockey Operations in the Toronto Video Room using any and all replays at their disposal. After reviewing the play and consulting with the Toronto Video Room, the appropriate on-ice Officials will then make the "final" decision on whether to uphold or overturn the original call on the ice. Once the decision is made, the Referee will inform the Penalty Timekeeper/PA Announcer and will make the announcement on the ice.

Plays Potentially Involving An "Off-Side" Infraction

1. The standard for overturning the call in the event of a "GOAL" call on the ice is that the Linesman, after reviewing any and all available replays and consulting with the Toronto Video Room, determines that one or more Players on the attacking team preceded the puck into the attacking zone prior to the goal being scored and that, as a result, the play should have been stopped for an "Off-Side" infraction; where this standard is met, the goal will be disallowed.
2. Goals will only be reviewed for a potential "Off-Side" infraction if: (a) the puck does not come out of the attacking zone again; or (b) all members of the attacking team do not clear the attacking zone again, between the time of the "Off-Side" play and the time the goal is scored.

3. In the event a goal is reversed due to the Linesman determining that the play was "Off-Side" prior to the goal being scored, the clock (including penalty time clocks, if applicable) will be re-set to the time at which the play should have been stopped for the "Off-Side" infraction.

Plays Potentially Involving "Interference on the Goalkeeper"

1. The standard for overturning the call in the event of a "GOAL" call on the ice is that the Referee, after reviewing any and all available replays and consulting with the Toronto Video Room, determines that the goal should have been disallowed due to "Interference on the Goalkeeper," as described in Rules 69.1, 69.3 and 69.4.
2. The standard for overturning the call in the event of a "NO GOAL" call on the ice is that the Referee, after reviewing any and all replays and consulting with the Toronto Video Room, determines that the goal on the ice should have been allowed because either: (i) there was no actual contact of any kind initiated by the attacking Player with the goalkeeper; or (ii) the attacking Player was pushed, shoved or fouled by a defending Player causing the attacking Player to come into contact with the goalkeeper; or (iii) the attacking Player's positioning within the crease did not impair the goalkeeper's ability to defend his goal and, in fact, had no discernible impact on the play.
3. The Video Review process on these plays (whether initiated by way of a Coach's Challenge or by Hockey Operations in the final minute of play or in Overtime) will be utilized exclusively for purposes of confirming or overturning a "GOAL" or "NO GOAL" call on the ice on scoring plays potentially involving "Interference on the Goalkeeper." The Video Review process on these plays – regardless of its outcome – will not be utilized for any other purpose, including, specifically, for assessing minor or major penalties for Goalkeeper Interference.

Rule 76.4, Face-Offs – Paragraph 2

When the face-off takes place at any of the nine face-off spots, the players taking part shall take their position so that they will stand squarely facing their opponent's end of the rink, and clear of the ice markings (where applicable). The sticks of both players facing-off shall have the blade on the ice, within the designated white area. At the eight face-off spots (excluding center ice face-off spot), the defending player shall place his stick within the designated white area first followed immediately by the attacking player. When the face-off is conducted at the center ice face-off spot, the visiting player shall place his stick on the ice first.

NHL TEAM DIRECTORY

ANAHEIM DUCKS

Honda Center
2695 E Katella Avenue
Anaheim, CA, 92806
714.704.2400
GM: Bob Murray Coach: Randy Carlyle

ARIZONA COYOTES

Gila River Arena
9400 W Maryland Avenue
Glendale, AZ, 85305
623.772.3200
GM: John Chayka Coach: Dave Tippett

BOSTON BRUINS

TD Garden
100 Legends Way
Boston, MA, 02114
617.624.1050
GM: Don Sweeney Coach: Claude Julien

BUFFALO SABRES

KeyBank Center
1 Seymour H Knox III Plaza
Buffalo, NY, 14203
716.855.4100
GM: Tim Murray Coach: Dan Bylsma

CALGARY FLAMES

Scotiabank Saddledome
555 Saddledome Rise SE
Calgary, AB, T2G 2W1
403.777.4646
GM: Brad Treliving Coach: Glen Gulutzan

CAROLINA HURRICANES

PNC Arena
1400 Edwards Mill Road
Raleigh, NC, 27607
919.467.7825
GM: Ron Francis Coach: Bill Peters

CHICAGO BLACKHAWKS

United Center
1901 W Madison Street
Chicago, IL, 60612
312.455.4500
GM: Stan Bowman Coach: Joel Quenneville

COLORADO AVALANCHE

Pepsi Center
1000 Chopper Circle
Denver, CO, 80204
303.405.1100
GM: Joe Sakic Coach: Jared Bednar

COLUMBUS BLUE JACKETS

Nationwide Arena
200 W Nationwide Blvd
Columbus, OH, 43215
614.246.2000
GM: Jarmo Kekäläinen Coach: John Tortorella

DALLAS STARS

American Airlines Center
2500 Victory Avenue
Dallas, TX, 75219
214.222.3687
GM: Jim Mill Coach: Lindy Ruff

DETROIT RED WINGS

Joe Louis Arena
19 Steve Yzerman Drive
Detroit, MI, 48226
313.471.7000
GM: Ken Holland Coach: Jeff Blashill

EDMONTON OILERS

Rogers Place
10220 104 Avenue
Edmonton, AB T5J 0H6
780-414-4000
GM: Peter Chiarelli Coach: Todd McLellan

FLORIDA PANTHERS

BB&T Center
1 Panther Parkway
Sunrise, FL, 33323
954.835.7000
GM: Tom Rowe Coach: Gerard Gallant

LOS ANGELES KINGS

Staples Center
1111 S Figueroa Street
Los Angeles, CA, 90015
213.742.7100
GM: Dean Lombardi Coach: Darryl Sutter

MINNESOTA WILD

Xcel Energy Center
199 W Kellogg Blvd
St Paul, MN, 55102
651.265.4800
GM: Chuck Fletcher Coach: Bruce Boudreau

MONTRÉAL CANADIENS

Centre Bell
1909 Avenue des Canadiens-de-Montréal
Montréal, QC, H4B 5G0
512.932.2582
GM: Marc Bergevin Coach: Michel Therrien

NASHVILLE PREDATORS

Bridgestone Arena
501 Broadway
Nashville, TN, 37203
615.770.2000
GM: David Poile Coach: Peter Laviolette

NEW JERSEY DEVILS

Prudential Center
25 Lafayette Street
Newark, NJ, 07102
973.757.6600
GM: Ray Shero Coach: John Hynes

NEW YORK ISLANDERS

Barclays Center
620 Atlantic Avenue
Brooklyn, NY, 11217
917.618.6100
GM: Garth Snow Coach: Jack Capuano

NEW YORK RANGERS

Madison Square Garden
4 Pennsylvania Plaza
New York, NY, 10001
212.465.6741
GM: Jeff Gorton Coach: Alain Vigneault

OTTAWA SENATORS

Canadian Tire Centre
1000 Palladium Drive
Ottawa, ON, K2V 1A5
613.599.0100
GM: Pierre Dorion Coach: Guy Boucher

PHILADELPHIA FLYERS

Wells Fargo Center
3601 S Broad Street
Philadelphia, PA, 19148
215.336.3600
GM: Ron Hextall Coach: Dave Hakstol

PITTSBURGH PENGUINS

Consol Energy Center
1001 Fifth Avenue
Pittsburgh, PA, 15219
412.642.1800
GM: Jim Rutherford Coach: Mike Sullivan

ST. LOUIS BLUES

Scottrade Center
1401 Clark Ave. Street
St. Louis, MO, 63103
314.622.5400
GM: Doug Armstrong Coach: Ken Hitchcock

SAN JOSE SHARKS

SAP Center
525 W Santa Clara Street
San Jose, CA, 95113
408.287.7070
GM: Doug Wilson Coach: Peter DeBoer

TAMPA BAY LIGHTNING

Amalie Arena
401 Channelside Drive
Tampa, FL, 33602
813.301.6500
GM: Steve Yzerman Coach: Jon Cooper

TORONTO MAPLE LEAFS

Air Canada Centre
40 Bay Street
Toronto, ON, M5J 2X2
416.815.5500
GM: Lou Lamoriello Coach: Mike Babcock

VANCOUVER CANUCKS

Rogers Arena
800 Griffiths Way
Vancouver, BC, V6B 6G1
604.899.7400
GM: Jim Benning Coach: Willie Desjardins

WASHINGTON CAPITALS

Verizon Center
601 F St NW
Washington, DC, 20004
202.628.3200
GM: Brian MacLellan Coach: Barry Trotz

WINNIPEG JETS

MTS Centre
345 Graham Avenue
Winnipeg, MB, R3C 5S6
204.987.7825
GM: Kevin Cheveldayoff Coach: Paul Maurice

REFEREES

Name	Number
*Brenk, Jacob	42
Charron, Francis	6
*Chmielewski, Tom	43
Dwyer, Gord	19
Furlatt, Eric	27
Hanson, Trevor	31
Hebert, Ghislain	22
Hebert, Jean	15
Jackson, Dave	8
Joannette, Marc	25
Kowal, Tom	32
Kozari, Steve	40
L'Ecuyer, Frederick	17
*Lambert, Pierre	47
Lee, Chris	28
Leggo, Mike	3
*Lewis, Dave	46
Luxmore, Thomas John	21
*MacDougall, Peter	45
McCauley, Wes	4
Mclsaac, Jon	2
Meier, Brad	34
Morton, Dean	36
Nicholson, Kendrick	30
O'Halloran, Dan	13
O'Rourke, Dan	9
Peel, Tim	20
Pochmara, Brian	16
Pollock, Kevin	33
Rank, Garrett	7
Rehman, Kyle	10
*Romasko, Evgeny	39
Rooney, Chris	5
*Schlenker, Chris	48
Skilliter, Graham	24
*South, Furman	44
St. Pierre, Justin	12
St-Laurent, Francois	38
Sutherland, Kelly	11
*Voss, Cameron	41
Walsh, Ian	29
Watson, Brad	23

LINESMEN

Name	Number
Alphonso, Shandor	52
Amell, Derek	75
Barton, Steve	59
Berg, Devin	87
Brisebois, David	96
Cameron, Lonnie	74
Cherrey, Scott	50
Cormier, Michel	76
*Daisy, Ryan	81
Devorski, Greg	54
Driscoll, Scott	68
Galloway, Ryan	82
Gawryletz, Brandon	64
Gibbons, Ryan	58
Gibbs, Darren	66
*Grandt, John	98
Henderson, Don	91
Heyer, Shane	55
Knorr, Trent	63
Kovachik, Brad	71
Mach, Brian	78
MacPherson, Matt	83
Miller, Steve	89
Murchison, Kiel	79
Murphy, Brian	93
Murray, Jonny	95
*Nagy, Kory	97
Nansen, Derek	70
Nowak, Tim	77
Pancich, Bryan	94
Racicot, Pierre	65
Rody, Vaughan	73
Sericolo, Anthony	84
Sharrers, Jay	57
Shewchuk, Mark	92
Wheler, Mark	56

*Minor league official

2015.16 NHL STANDINGS / NHL LEADERS

WESTERN CONFERENCE

CENTRAL DIVISION

Team	GP	W	L	O	GF	GA	PTS
z - DALLAS (1)	82	50	23	9	267	230	109
x - ST. LOUIS (2)	82	49	24	9	224	201	107
x - CHICAGO (3)	82	47	26	9	235	209	103
x - NASHVILLE (7)	82	41	27	14	228	215	96
x - MINNESOTA (8)	82	38	33	11	216	206	87
COLORADO (9)	82	39	39	4	216	240	82
WINNIPEG (11)	82	35	39	8	215	239	78

PACIFIC DIVISION

Team	GP	W	L	O	GF	GA	PTS
y - ANAHEIM (4)	82	46	25	11	218	192	103
x - LOS ANGELES (5)	82	48	28	6	225	195	102
x - SAN JOSE (6)	82	46	30	6	241	210	98
ARIZONA (10)	82	35	39	8	209	245	78
CALGARY (12)	82	35	40	7	231	260	77
VANCOUVER (13)	82	31	38	13	191	243	75
EDMONTON (14)	82	31	43	8	203	245	70

p - winner of Presidents' Trophy x - clinched playoff spot y - clinched division z - clinched conference

EASTERN CONFERENCE

ATLANTIC DIVISION

Team	GP	W	L	O	GF	GA	PTS
y - FLORIDA (3)	82	47	26	9	239	203	103
x - TAMPA BAY (6)	82	46	31	5	227	201	97
x - DETROIT (8)	82	41	30	11	211	224	93
BOSTON (9)	82	42	31	9	240	230	93
OTTAWA (11)	82	38	35	9	236	247	85
MONTREAL (13)	82	38	38	6	221	236	82
BUFFALO (14)	82	35	36	11	201	22	81
TORONTO (16)	82	29	42	11	198	246	69

METROPOLITAN DIVISION

Team	GP	W	L	O	GF	GA	PTS
P - WASHINGTON (1)	82	56	18	8	252	193	120
X - PITTSBURGH (2)	82	48	26	8	245	203	104
X - NY RANGERS (4)	82	46	27	9	236	217	101
X - NY ISLANDERS (5)	82	45	27	10	232	216	100
X - PHILADELPHIA (7)	82	41	27	14	214	218	96
CAROLINA (10)	82	35	31	16	198	226	86
NEW JERSEY (12)	82	38	36	8	184	208	84
COLUMBUS (15)	82	34	40	8	219	252	76

NHL LEADERS

INDIVIDUAL SCORING LEADERS

Player	Team	GP	G	A	PTS	+/-	PIM
Patrick Kane	CHI	82	46	60	106	17	30
Jamie Benn	DAL	82	41	48	89	7	64
Sidney Crosby	PIT	80	36	49	85	19	42

DEFENCEMEN SCORING LEADERS

Player	Team	GP	G	A	PTS	+/-	PIM
Erik Karlsson	OTT	82	16	66	82	-2	50
Brent Burns	SJ	82	27	48	75	-5	53
Kris Letang	PIT	71	16	51	67	9	66

ROOKIE SCORING LEADERS

Player	Team	GP	G	A	PTS	+/-	PIM
Artemi Panarin	CHI	80	30	47	77	8	32
Jack Eichel	BUF	81	24	32	56	-16	22
Max Domi	ARI	81	18	34	52	3	72

GOALTENDING

Goals Against Average (Min-14 GP)

John Gibson	ANA	2.07
Philipp Grubauer	WSH	2.32
Connor Hellebuyck	WPG	2.34

Wins

John Gibson	ANA	21
Mike Condon	MTL	21
Joonas Korhonen	CBJ	16

Shutouts

John Gibson	ANA	4
Louis Domingue	ARI	2
Connor Hellebuyck	WPG	2

CATEGORY LEADERS

Goals

Artemi Panarin	CHI	30
Jack Eichel	BUF	24
Dylan Larkin	DET	23
Sam Reinhart	BUF	23

Assists

Artemi Panarin	CHI	47
Max Domi	ARI	34
Jack Eichel	BUF	32
Connor McDavid	EDM	32

Power Play Goals

Artemi Panarin	CHI	8
Jack Eichel	BUF	8
Shayne Gostisbehere	PHI	8
Anthony Duclair	ARI	8
Sam Reinhart	BUF	8

Shorthanded Goals

Tom Kuhnackl	PIT	2
6 players at 8		

Game-Winning Goals

Artemi Panarin	CHI	7
Jack Eichel	BUF	5
Shayne Gostisbehere	PHI	5
Dylan Larkin	DET	5
Connor McDavid	EDM	5

Shots

Jack Eichel	BUF	238
Dylan Larkin	DET	221
Artemi Panarin	CHI	187

Shooting PCT (Min-48 SH)

Anthony Duclair	ARI	19%
Andreas Athanasiou	DET	17%
Artemi Panarin	CHI	16%

Plus/Minus

Colton Parayko	STL	28
Anthony Duclair	ARI	12
Mattias Janmark	DAL	12
Oscar Lindberg	NYR	12

NHL AWARD WINNERS

HART MEMORIAL TROPHY

Patrick Kane – Chicago Blackhawks

VEZINA TROPHY

Braden Holtby – Washington Capitals

JAMES NORRIS MEMORIAL TROPHY

Drew Doughty – Los Angeles

ART ROSS TROPHY

Patrick Kane – Chicago Blackhawks

MAURICE “ROCKET” RICHARD TROPHY

Alex Ovechkin – Washington Capitals

JACK ADAMS AWARD

Barry Trotz – Washington Capitals

CALDER MEMORIAL TROPHY

Artem Panarin – Chicago Blackhawks

CONN SMYTHE TROPHY

Sidney Crosby – Pittsburgh Penguins

KING CLANCY MEMORIAL TROPHY

Henrik Sedin – Vancouver Canucks

LADY BYNG MEMORIAL TROPHY

Anze Kopitar – Los Angeles Kings

BILL MASTERTON MEMORIAL TROPHY

Jaromir Jagr – Florida Panthers

TED LINDSAY AWARD

Patrick Kane – Chicago Blackhawks

FRANK J. SELKE TROPHY

Anze Kopitar – Los Angeles Kings

WILLIAM M. JENNINGS TROPHY

Frederik Andersen, John Gibson – Anaheim Ducks

BRIDGESTONE MARK MESSIER NHL LEADERSHIP AWARD

Shea Weber – Nashville Predators

NHL FOUNDATION AWARD

Mark Giordano – Calgary Flames

GENERAL MANAGER OF THE YEAR AWARD

Jim Rutherford – Pittsburgh Penguins

2016.17 CRITICAL DATES

SEPTEMBER

- 17 – Oct. 1 2016 World Cup of Hockey tournament (Air Canada Centre, Toronto, Ont.)
- 22 Training camps open
- 22 CCM/USA Hockey All-American Prospects Game (Philadelphia, Pa.)
- 25 Preseason schedule begins

OCTOBER

- 2 2016 Kraft Hockeyville™ Canada (Kal Tire Place, Vernon, B.C.) Los Angeles Kings vs. Edmonton Oilers
- 4 2016 Kraft Hockeyville™ USA (Lakeview Arena, Marquette, Mich.) Carolina Hurricanes vs. Buffalo Sabres
- 11 Opening day playing rosters set (5 p.m. ET)
- 12 Opening night: 2016-17 NHL regular season begins Edmonton Oilers play first NHL game at Rogers Place (vs. Calgary)
- 13 Pittsburgh Penguins raise Stanley Cup banner Washington Capitals at Pittsburgh Penguins
- 22 2016 Tim Hortons NHL Heritage Classic™ Alumni Game: Investors Group Field (Winnipeg, Man.)

- 23 2016 Tim Hortons NHL Heritage Classic™ Edmonton Oilers at Winnipeg Jets Investors Group Field (Winnipeg, Man.)
- 24 – Nov. 18 Hockey Fights Cancer Awareness Month

NOVEMBER

- 11 Hockey Hall of Fame Game: Philadelphia Flyers at Toronto Maple Leafs
- 14 Hockey Hall of Fame induction ceremony (Toronto, Ont.) Inductees: Eric Lindros, Sergei Makarov, Rogatien Vachon (Player category); Pat Quinn (Builder category); Sam Rosen, Bob Verdi (Media honorees).
- 15 NHL General Managers Meeting (Toronto, Ont.)
- 25 2016 Discover NHL Thanksgiving Showdown™ New York Rangers at Philadelphia Flyers (1 p.m. ET)
- 26 NHL Founders Day (1917)
- 30 U.S. Hockey Hall of Fame Induction (Philadelphia, Pa.) Inductees: 1996 World Cup of Hockey championship team, Craig Janney, Bill Belisle Celebration of Lester Patrick (Philadelphia, Pa.) Recipients: TBA

2016.17 CRITICAL DATES

DECEMBER

- 1 Signing deadline for Group 2 free agents (5 p.m. ET)
19 – 27 Holiday roster freeze in effect: For all players on an NHL active roster, injured reserve, or with non-roster and injured non-roster status as of midnight (local time) Dec. 19, a roster freeze shall apply through midnight (local time) Dec. 27, with respect to waivers, trades and loans, subject to the exceptions provided for in CBA Article 16.5 (d).
24 – 26 Holiday break (no scheduled practices – dressing rooms closed)
26 – Jan. 5 IIHF World Junior Championship (Montreal, Que. & Toronto, Ont.)
31 2017 NHL Winter Classic® Alumni Game Busch Stadium (St. Louis, Mo.)

JANUARY

- 1 NHL Centennial Classic™ Detroit Red Wings at Toronto Maple Leafs BMO Field (Toronto, Ont.)
2 2017 Bridgestone NHL Winter Classic® Chicago Blackhawks at St. Louis Blues Busch Stadium (St. Louis, Mo.)
10 USHL/NHL Top Prospects Game (Sioux Falls, S.D.)
Week of 16th NHL Central Scouting Mid-Season Rankings release
27 – 30 NHL All-Star Break (no games played)
27 – 29 No scheduled practices – dressing rooms closed
28 – 30 AHL All-Star Classic (Allentown, Pa.)
28 NHL All-Star Skills Competition™ STAPLES Center (Los Angeles, Calif.)
29 2017 NHL All-Star Game STAPLES Center (Los Angeles, Calif.)
30 CHL/NHL Top Prospects Game (Quebec City, Que.)
31 NHL regular season resumes

FEBRUARY

- 1 Hockey is for Everyone Month
18 17th Annual Scotiabank Hockey Day in Canada (Host: Kenora, Ont.)
25 2017 Coors Light NHL Stadium Series™ Philadelphia Flyers at Pittsburgh Penguins Heinz Field (Pittsburgh, Pa.)
19 – 26 Hockey Week Across America (USA Hockey)

MARCH

- 1 Trade Deadline (3 p.m. ET)
6 – 8 NHL General Managers Meeting (Boca Raton, Fla.)

APRIL

- 6 – 8 NCAA Frozen Four (United Center, Chicago, Ill.)
9 Last day of regular season
Final regular season game at Joe Louis Arena (5 p.m.)
Week of 10th NHL Central Scouting Final Rankings release
12 Stanley Cup Playoffs begin
13 – 23 IIHF Under-18 World Championship (Poprad & Spisska Nova Ves, Slovakia)
TBA 2017 NHL Draft Lottery

MAY

- 5 – 21 IIHF World Championship (Cologne, Germany & Paris, France)
18 – 28 CHL Memorial Cup (Windsor, Ont.)
28 – June 3 2017 NHL Combine (Buffalo, N.Y.)

JUNE

- 14 Last possible day for 2017 Stanley Cup Final
23 – 24 2017 NHL Draft (United Center, Chicago, Ill.)
TBA 2017 NHL Awards

JULY

- 1 Free agency begins (12 p.m. ET)
5 Deadline for player-elected salary arbitration notification (5 p.m. ET)
6 Deadline for club-elected salary arbitration notification (5 p.m. ET)
20 – Aug. 4 Salary arbitration hearings held

AUGUST

- 6 Deadline for salary arbitration decisions to be rendered

ASSIST

An assist is awarded to the player or players (maximum of two) who touch the puck prior to the goal, provided no defender plays or possesses the puck in between.

GAME PLAYED

A player receives credit for playing in a game if: i) he steps on the ice during time played or ii) serves any penalty.

GAME-WINNING GOAL

After the final score has been determined, the goal which leaves the winning club one goal ahead of its opponent is the game-winning goal (example: if Team A beats Team B 8-3, the player scoring the fourth goal for Team A receives credit for the game-winning goal).

GOAL

A goal is awarded to the last player on the scoring club to touch the puck prior to the puck entering the net.

GOALS AGAINST AVERAGE

Multiply goals allowed (GA) by 60 and divide by minutes played (MINS).

GOALTENDER

A goaltender receives a "W" for a win in regulation, overtime or shootout; an "L" for a loss in regulation; or an "OT" for a loss in overtime or shootout.

PENALTY KILLING PERCENTAGE

Subtract the total number of power play goals allowed from total number of short-handed situations to get total number of power plays killed. Divide the total number of power plays killed by the total number of short-handed situations.

PLUS/MINUS

A player receives a "plus" if he is on the ice when his club scores an even-strength or short-handed goal. He receives a "minus" if he is on the ice for an even-strength or short-handed goal scored by the opposing Club. The difference in these numbers is considered the player's plus/minus statistic.

POWER PLAY GOAL

A goal scored by a club while it has a manpower advantage due to an opponent's penalty. Following are some examples of what is and is not considered a power play goal:

- if a club has an advantage on a minor penalty starting at 2:02 of the period and it scores at 4:02, the goal is not a power play goal.
- if a club scores on a delayed penalty, the goal is not a power play goal.
- if a club has an advantage due to a five-minute major or match penalty, that club is always credited with having one more advantage than the number of power play goals it scores during that advantage, because the penalty does not expire. A new advantage begins after each power play goal. For example, if Team A scores three goals during a major penalty, it is credited with four advantages.
- if a club is on a power play for any length of time, it is considered to have had an advantage.
- if a minor penalty is incurred by a club on a power play due to a major penalty, a new advantage is given to that Club when its minor penalty expires, provided the opponent's major penalty is still in effect.

POWER PLAY PERCENTAGE

Total number of power play goals divided by total number of power play opportunities.

SAVE PERCENTAGE

Subtract goals allowed (GA) from shots against (SA) to determine saves. Then divide saves by shots against.

SHOOTING PERCENTAGE

Divide the number of goals scored by the number of shots taken.

SHORT-HANDED GOAL

A goal scored by a club while it is at a manpower disadvantage. The same cases apply for short-handed as for power play goals, but in the opposite manner.

SHOT ON GOAL

If a player shoots the puck with the intention of scoring and if that shot would have gone in the net had the goaltender not stopped it, the shot is recorded as a "shot on goal".

SHUTOUT

If two goaltenders combine for a shutout, neither receives credit for the shutout. Instead it is recorded as a club shutout.

TENTHS OF A SECOND

If a penalty or goal occurs in the last minute, the time is rounded off to the previous second (ex: if a penalty is called with 12.4 seconds left in a period, the time is indicated as 19:47 and not 19:48.)

WINNING PERCENTAGE

Multiply the total number of games played by two to find the total amount of possible points available then divide by total amount of points obtained.

COACH'S RECORD

A coach receives a "W" for a win in regulation, overtime or shootout; an "L" for a loss in regulation; or an "OT" for a loss in overtime or shootout.

** NOTE: No individual skater/goaltender statistics apply for the shootout





MEDIA

2016.17 MEDIA GUIDELINES

CANUCKS SPORTS & ENTERTAINMENT MEDIA POLICY STATEMENT

Canucks Sports & Entertainment (CSE) endeavours to provide members of the media with appropriate access and proper resources for the effective performance of their services and to cultivate an environment of mutual cooperation and respect. CSE expects all members of the media to act with honesty and integrity, to engage in factual and accurate reporting and to comply at all times with the policies and procedures set out in these guidelines or otherwise communicated by Canucks media relations staff. Members of the media should be aware that they will be held to the same standards of conduct whether providing services for an accredited organization or acting individually or on behalf of unaccredited organizations and whether performing services for traditional media outlets or emerging media outlets and social networks. CSE RESERVES THE RIGHT TO ENFORCE THESE MEDIA GUIDELINES BY REVOKING CREDENTIALS OR OTHERWISE RESTRICTING AND/OR DENYING ACCESS BY ANY PERSON TO ROGERS ARENA (OR BY LIMITING ACCESS TO CERTAIN AREAS OF THE ARENA) EITHER TEMPORARILY OR PERMANENTLY.

GENERAL RULES & POLICIES

- Cell phones cannot be used for any purpose in the Canucks dressing and workout rooms at any time (NHL media regulation). PDA's or other mobile devices equipped with cell phone capabilities may be used for email / messaging only.
- Stock and general still and video images are not permitted to be taken in the dressing and workout rooms, i.e., you cannot stand at the entrance and pan the room, or take stock and general images of players or the room.
- Reporters or photographers using an audio recorder, still camera or mini-cam for audio or video recording purposes must inform the person being interviewed (as well as Canucks media relations staff), prior to making any recording, if that recording will or may be posted on the internet.
- All video must adhere to the NHL's broadcast policies available on NHL.com. Material may only be used for editorial purposes.

ACCREDITATION

Season passes: Issued to print, radio and television media members who cover the Vancouver Canucks on a regular basis as part of their work requirements.

Single Game Passes: Media members from accredited radio, print or television outlets requesting a single-game media pass must make a request at least 48 hours prior to the game. Requests should be submitted online at canucks.com/mediarelations. Contact Alfred De Vera (alfred.devera@canucks.com) for access information.

Members of the media are reminded that press box seating is reserved for working members of media covering a particular game or series of games. Media passes must be displayed at all times. In all cases, passes are non-transferable and any unauthorized use will subject the bearer to ejection from Rogers Arena and forfeiture of the credential. Please see back of game pass for team and League policies.

The Vancouver Canucks are unable to provide access to new and emerging media except in special circumstances or on a case-by-case basis due to space constraints and demand in our press box and locker room areas.

INTERVIEWS

In accordance with NHL policy, game-day interviews are permitted within five minutes following the morning skate

and within five minutes following the conclusion of a game. Canucks Head Coach Willie Desjardins will conduct game-day interviews in the media workroom located across the hall from the dressing rooms.

PHOTOGRAPHERS

Photographers on assignment from accredited newspapers, magazines and wire services may apply for single game photo passes by submitting the request online at canucks.com/mediarelations at least 48 hours prior to the game they desire to shoot. Beat photographers will receive season passes and will shoot from their assigned seats. Assignment photographers will be designated a seat through Alfred De Vera.

CSE does not allow photographers in the team dressing or workout rooms on the road, or at home, without prior authorization. Photographers must request access to the Canucks dressing and workout rooms for a specific assignment. The granting of access will be at CSE's sole discretion and typically will only be granted for direct and specifically requested player interviews or 'events' such as a photo of a new goaltender mask, milestone goal, etc.

Strobe Rentals: Those photographers wishing to set up strobe lighting must first contact Leah Browne for the necessary authorization, at 604.899.4839. Strobes are often booked quickly and photographers are encouraged to make requests as early as possible.

USE OF VIDEO AND AUDIO RELATED CONTENT ON INTERNET PLATFORMS

There are limitations on third party use of Canucks video and audio related content ("Canucks Content") on internet platforms. Canucks Content includes but is not limited to interviews, news conferences, practices and community-related events. Games fall under the NHL's broadcast policies. Canucks Content does not extend to the use of editorial text on the internet or text alerts sent to PDA's or cell phones. Canucks Content also does not include "talking head" video or audio of reporters at Canucks facilities, where no team team/interview/press conference footage is used. The limitations and guidelines around use of Canucks Content on internet platforms is as follows:

- Up to 60 seconds maximum per day of video and audio may be used on the Internet by CSE-credentialed news organizations.
- An additional 60 seconds of game highlights may also be used for up to 24 hours following the conclusion of a game.
- No video or audio may be streamed live.
- Material may be archived for 24 hours maximum—no permanent archive of Canucks Content is permitted.
- All material must link back to the team web site (example: "For more information, go to www.canucks.com"). Canucks.com is permitted to link to such posted material.
- All Canucks Content is restricted to use on media websites and may not be "pushed" to other platforms (including but not limited to cell phones).
- Canucks Content cannot be marketed or sold on a subscription basis.
- Canucks Content may be used only in editorial context (such as in links that illustrate stories or in multimedia news sections) and may not be featured in stand-alone multimedia entertainment sections of any website.
- Canucks Content must adhere to the NHL's broadcast policies.

- There is to be no sponsorship or advertising (including pre-roll video player advertising) associated with or connected with Canucks Content. CSE acknowledges that websites may include commercial advertising in banners and contextual ads, but the ads may not be specifically related to Canucks Content.

MEDIA PARKING

Rogers Arena is unable to provide complimentary parking to members of the media for home games. Media personnel are encouraged to use parking lots around Rogers Arena during games. Two hour parking is permitted at Rogers Arena only during morning skate and practice times. Media must check in with the attendant in order to be assigned a spot.

MEDIA ENTRANCE – GATE 9

All media must access Rogers Arena through Gate 9 on the South side of the building (Griffiths Way). Please check in at the media credential station located inside Gate 9 by the elevators. Media can access the Press Box and Gondola on Level 500 from the Gate 9 elevators.

TELEVISION/RADIO BOOTHS

Television and radio broadcast booths are located in the media gondola on level 500 accessible by the Gate 9 elevators. The media relations department is pleased to arrange pre-tapes and quick hit interviews according to NHL guidelines. Pre-tape and quick hit requests should be made with the Canucks Media Relations Department no later than the morning skate.

DRESSING ROOMS

The dressing rooms for both the home and visiting team are located on Level 000 of Rogers Arena. Unless otherwise indicated, dressing rooms are open to the media within five minutes following the conclusion of the game. All media members must have their passes displayed in order to gain access to the dressing room. The dressing rooms are accessible post-game from the Press Box via the South Elevators at Gate 9.

PRESS BOX

The following services are provided to all accredited media members:

- 1 Game notes and lineup sheets are available by 10:00 a.m. on game days.
- 2 Between-period game summaries and post-game final statistics will be distributed to the media.
- 3 Out-of-town scores and officiating decisions will be provided upon availability.
- 4 Closed circuit television monitors with instant replay are situated throughout the press box.
- 5 A media workroom is situated at dressing room level.

FOOD & DRINK SERVICE

A media meal is available for purchase on game nights. Complimentary soft drinks, coffee, water and popcorn are available to everyone in the press box. Media are also invited to purchase food from the various concessions located on the public concourses at Rogers Arena. Alcoholic beverages are prohibited in the press box.

FAX/PHOTOCOPY SERVICE

Complimentary fax and photocopy service is available upon request. For assistance, please contact a media relations representative.

VANCOUVER CANUCKS GAME NIGHT MEDIA SERVICES STAFF

Godfrey Rockwood
Bill Hinksman
Ryan Macey
Narinder Badesha
Mike McAleer
Sunny Sung
Trevor Vellenoweth

CANUCKS MEDIA HOTLINE: 604.899.4995

The Vancouver Canucks Media Hotline is a recorded message featuring practice times, travel information, player transactions and other important media information. The hotline is updated by 11:30pm (post-game) on game days and by 5:00pm on non-game days.

MEDIA WEBSITE & TWITTER

Accredited members of the media are encouraged to visit canucks.com/mediarelations (username: media.relations@canucks.com; password: Canucks1970) and follow @CanucksPR. The site contains media opportunities, statistical information and team schedules. @CanucksPR provides official, up-to-the-minute statistical and team updates.

PLEASE BE ADVISED THAT MEDIA PASSES MUST BE DISPLAYED AT ALL TIMES



CHRIS BRUMWELL
Vice President, Communications &
Community Partnerships

CHRIS BRUMWELL

Chris Brumwell is Vice President, Communications & Community Partnerships. He provides strategic leadership and direction to the Community, Media and Team Operations departments and is responsible for communications strategies across all Canucks Sports & Entertainment and Canucks for Kids Fund initiatives with the goal to help grow the Canucks brand in the community. He also provides strategic communications support for Ownership and the Senior Leadership team.

Chris has over 19 years of experience working with high-profile sport organizations and brands. He started his career with the Canucks media relations department in 1996 and spent nine seasons with the team before accepting a once-in-a-lifetime Olympic opportunity in 2005 with the Vancouver 2010 Organizing Committee where he served as Director, Media and Communications. Following the Games, Chris spent time at BC Hydro as Community and Media Relations Director then joined Lululemon Athletica in 2012 to lead the Communications team. He rejoined the Canucks in his current role in September 2013.

A native of Victoria, BC, Chris lives in Vancouver with his wife Jill and their three children: Rowan, Ruby and Charlie.



BEN BROWN
Director, Media Relations
& Team Operations

BEN BROWN

Ben Brown enters his 15th season with the Vancouver Canucks and seventh as Director, Media Relations & Team Operations. Ben is responsible for facilitating internal and corporate communication and serves as the primary liaison for all local, national and international media. Ben provides direction to the Media Relations department and is a member of the Canucks Sports & Entertainment Leadership Team.

Ben began working for Canucks Sports & Entertainment in 2001 and most recently served as Manager, Media Relations over five seasons with the club. Ben has also worked with the Vancouver Whitecaps Football Club and Quest Media in London, England.

A native of Saskatoon, SK, Ben graduated from Simon Fraser University with B.A. in Communication and a History minor.



STEPHANIE MANIAGO
Manager, Media Relations &
Publications

STEPHANIE MANIAGO

Stephanie Maniago enters her 12th season with the Vancouver Canucks and seventh as Manager, Media Relations & Publications. Stephanie serves as the Senior Editor for all company publications including the Yearbook, Game Day Magazine and Media Guide. She is responsible for corporate communication, manages daily media requests, produces club press releases and advisories and assists with press conferences while liaising with local and national media.

Stephanie joined the Canucks from the BC Lions of the CFL, where she served as a student associate in the Communications department.

A native of Burnaby, BC, Stephanie obtained a B.A. with a major in Communication and minor in History from Simon Fraser University.



ALFRED DE VERA
Coordinator, Media Relations

ALFRED DE VERA

Alfred De Vera enters his fourth season with the Vancouver Canucks and third season as Coordinator, Media Relations. Alfred serves as Associate Editor for team publications including the Game Day Magazine and Editor for the Media Guide. He is also responsible for player radio requests and compiling and distributing hockey information. Alfred first joined the Canucks as Media Relations Student Associate in the 2009/10 season.

Alfred rejoined the Canucks from FGL Sports in Calgary, where he served as an analyst in the team sports purchasing department.

Alfred is a native of Prince Rupert, BC and completed a Bachelor of Business Administration and a Communications minor from Simon Fraser University.

JOHN SHORTHOUSE

John Shorthouse returns for his 19th year behind the Canucks microphone, splitting play-by-play duties between Sportsnet Pacific and TSN 1040.

John's passion for play-by-play was forged listening to the legendary broadcast tandem of Jim Robson and Tom Larscheid.

In 1998, the Kerrisdale native realized a lifelong dream when he was named only the third full-time play-caller in Canucks history.

"Shorty and Tom" would team together for 12 years, before current partnerships were formed with John Garrett, Dave Tomlinson and Dan Murphy.

John is thrilled to be back working with those three, as well as talented friends Mike Whittingham, Greg Shannon, Irfaan Gaffar and Blake Price.

A graduate of the British Columbia Institute of Technology, John spent eight years at Global Sports Page before taking on his current job.

John, his wife Christina, their son Will, daughter Maggie and dog Simon reside in Dunbar.



JOHN SHORTHOUSE
Play-by-Play, TSN 1040/
Sportsnet Pacific

JON ABBOTT

Jon Abbott enters his third season providing play by play and broadcast coverage for the Vancouver Canucks, sharing the booth with John Shorthouse on TSN 1040 and across the Canucks Radio Network.

Abbott joined the Vancouver Canucks broadcast team after serving as the voice of the Toronto Maple Leafs and Toronto Marlies, as well as covering the Ottawa Senators.

Before hitting the professional ranks, the Seneca College grad plied his trade in the Ontario Hockey League for nine seasons with stops in London, Toronto and Ottawa.

Abbott has also worked alongside Hockey Canada, providing play by play at the IIHF World Junior Hockey Championship, IIHF World Hockey Championship and World Under-17 Hockey Championship.



JON ABBOTT
Play-by-Play, TSN 1040

DAVE TOMLINSON

Dave Tomlinson enters his seventh full season in the Canucks broadcast booth as colour analyst after 15 years of professional hockey in the NHL, AHL, IHL, European leagues and Canada's National Team. Prior to joining the broadcast as colour analyst, Dave worked as an on-air host and analyst with TSN 1040 sports radio. Drafted by the Toronto Maple Leafs in 1989, Dave's playing career included four years (1987-1991) in the NCAA with Boston University, where he graduated with a Bachelor of Science in Business Administration. His professional career was highlighted by 42 NHL games with Toronto, Winnipeg and Florida, with stops in St. John's, Moncton and Cincinnati followed by 10 years in the German Elite Division. Dave comes from a sporting background, as his father, Dave Sr., played 10 years in the CFL where he won a Grey Cup with the Calgary Stampeders in 1948.

Dave also spends his summer in Vancouver as an on-ice instructor and power skating/skills coach at Twist Sport Conditioning. Dave and his wife Manja are proud parents to Leni Greta and Rocco David, and have a Doberman Pincher named Louis Vuitton.



DAVE TOMLINSON
Analyst, TSN 1040



JOHN GARRETT

Colour Commentary, Sportsnet Pacific

JOHN GARRETT

John Garrett brings over 20 years of broadcasting experience and 15 years as a professional goaltender to Canucks telecasts again this season. John was originally drafted 38th overall by St. Louis in the 1971 NHL Entry Draft, but his professional career gained momentum when he was selected by Minnesota in the 1973 WHA professional player draft. He went on to play seven seasons with Minnesota, Toronto, Birmingham and New England with his play being rewarded with three All-Star Game selections. John's NHL career began in Hartford in 1979 and he proceeded to play for seven seasons and 207 games for the Hartford Whalers, Quebec Nordiques, and Vancouver Canucks. He also represented the Canucks in the 1983 All-Star Game. John broke into the broadcasting world with Hockey Night in Canada in 1986, following his last NHL season as a player; he served as a member of the Hockey Night in Canada team until 1998.

John, a graduate of Queen's University, and his wife reside in Surrey. They have two daughters and two grandchildren.



DAN MURPHY

Host, Sportsnet Pacific

DAN MURPHY

Dan Murphy enters his 14th season as host for Sportsnet's Vancouver Canucks broadcasts. After graduating from the University of Ottawa with a degree in Communications in 1992, Dan attended BCIT's Broadcast Journalism program where he graduated in 1995. He quickly got his start in television joining Global's Sports Page in Vancouver where he worked as a writer/reporter/producer from 1995 to 1999. Dan was then hired as a reporter by Sportsnet in November 1999 and hosted Vancouver Grizzlies NBA broadcasts on Sportsnet and VTV during the 2000.01 season.

Dan, his wife Christy and daughter Marlowe reside in North Vancouver.

YOU CAN CARRY YOUR TEAM IN ONE HAND.



**THIS BUD'S
FOR YOU.**

ENJOY RESPONSIBLY. MUST BE LEGAL DRINKING AGE. ®/MD ANHEUSER-BUSCH, L.L.C.
VANCOUVER CANUCKS PRIMARY LOGO AND NAME ARE REGISTERED TRADEMARKS OF THE NHL TEAM.
© NHL 2016.

